





Land Use Category	Community Noise Exposure Ldn or CNEL, dB					
	55	60	65	70	75	80
Residential - Low Density Single Family, Duplex, Mobile Homes	Normal	Normal	Normal	Normal	Normal	Normal
Residential - Multiple Family	Normal	Normal	Normal	Normal	Normal	Normal
Transient Lodging - Motels, Hotels	Normal	Normal	Normal	Normal	Normal	Normal
Schools, Libraries, Churches Hospitals, Nursing Homes	Normal	Normal	Normal	Normal	Normal	Normal
Auditoriums, Concert Halls, Amphitheatres	Normal	Normal	Normal	Normal	Normal	Normal
Sports Arena, Outdoor Spectator Sports	Normal	Normal	Normal	Normal	Normal	Normal
Playgrounds, Neighborhood Parks	Normal	Normal	Normal	Normal	Normal	Normal
Golf Courses, Riding Stables Water Recreation, Cemeteries	Normal	Normal	Normal	Normal	Normal	Normal
Office Buildings, Business Commercial and Residential	Normal	Normal	Normal	Normal	Normal	Normal
Industrial, Manufacturing Utilities Agriculture	Normal	Normal	Normal	Normal	Normal	Normal

Interpretation

-  **Normally Acceptable**
Specified Land Use is Satisfactory, Based Upon the Assumption that Any Buildings Involved are of Normal Conventional Construction, Without Any Special Noise Insulation Requirements.
-  **Conditionally Acceptable**
New Construction or Development Should be Undertaken Only After a Detailed Analysis of the Noise Reduction Requirement is Made and Needed Noise Insulation Features Included in the Design. Conventional Construction, but with Closed Windows and Fresh Air Supply Systems or Air Conditioning, Will Normally Suffice.
-  **Normally Unacceptable**
New Construction or Development Should Generally be Discouraged. If New Construction or Development Does Proceed, a Detailed Analysis of the Noise Reduction Requirements Must be Made and Needed Noise Insulation Features Included in the Design.
-  **Clearly Unacceptable**
New Construction or Development Should Generally not be Undertaken.