

RESOLUTION 87-1

A RESOLUTION OF THE CHINO BASIN WATERMASTER
LEVYING REPLENISHMENT AND ADMINISTRATIVE
ASSESSMENTS FOR FISCAL YEAR 1986-87

WHEREAS, the Chino Basin Watermaster was appointed on January 27, 1978, under Case No. 164327 entitled Chino Basin Municipal Water District v. City of Chino, et al., with powers to levy and collect administrative and replenishment assessments necessary to maintain water levels and to cover the cost of administration of the Chino Basin Groundwater Basin Management Plan; and

WHEREAS, the Chino Basin Watermaster has approved an administrative budget as recommended by the Watermaster Advisory Committee for Fiscal Year 1986-87 in the amount of \$120,325 to carry out the necessary functions contained in the Judgment; and


WHEREAS, the parties named in this Judgment have pumped 13,608.662 acre feet of water in excess of the operating safe yield which is required to be replaced with imported water at the expense of the parties in accordance with the assessment formulas for each of the three pools.

NOW, THEREFORE, BE IT RESOLVED that the Chino Basin Watermaster levies the respective assessments for each pool as recommended by the Watermaster Advisory Committee as shown on Exhibit "A" attached hereto.


BE IT FURTHER RESOLVED, that each party will have thirty (30) days to remit payment for assessments due from date of notice. After this date, interest will accrue as provided for in Section 55(c) of the Judgment.

BE IT FURTHER RESOLVED that upon the effective date of this Resolution, Resolution 86-2 is hereby rescinded in its entirety.

THE FOREGOING RESOLUTION was approved and signed by me this 7th day of January, 1987.


Dwight F. French, Chairman Of The
Chino Basin Watermaster

ATTEST:


John L. Anderson, Secretary
Of The Chino Basin Watermaster

STATE OF CALIFORNIA)
) ss.
COUNTY OF SAN BERNARDINO)

I, John L. Anderson, Secretary of the Chino Basin Watermaster, DO HEREBY CERTIFY that the foregoing Resolution was duly adopted by the members of said Watermaster at a regular meeting of said Watermaster held on the 7th day of January 1987, and that it was so adopted by the following vote:

AYES: Directors French, Borba, Girard and Dunihue

NOES: None

ABSENT: Director Anderson


Secretary of the Chino Basin Watermaster

STATE OF CALIFORNIA)
) ss.
COUNTY OF SAN BERNARDINO)

I, John L. Anderson, Secretary of the Chino Basin Watermaster, DO HEREBY CERTIFY that the above and foregoing is a full, true and correct copy of RESOLUTION 87-1 of said Watermaster, and that the same has not been amended or repealed.

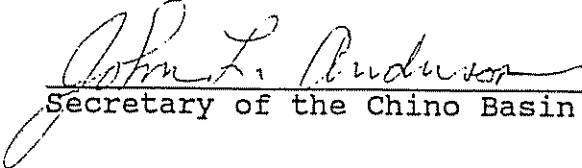

Secretary of the Chino Basin Watermaster

EXHIBIT "A"
RESOLUTION 87-1

SUMMARY

OF

ASSESSMENTS PER ACRE FOOT
FISCAL YEAR 1986-87
PRODUCTION YEAR 1985-86

1.	OVERLYING (AGRICULTURAL) POOL	
a.	Administrative	\$0.10/AF or \$5.00/Producer
2.	OVERLYING (NON-AGRICULTURAL) POOL	
a.	Administrative	\$5.00/Producer
b.	Replenishment	\$155.100
3.	APPROPRIATIVE POOL	
a.	Administration	
1.	1986-87 Administrative Budget	\$.4060/AF (Production) or \$5.00/Producer
2.	1985-86 Water Transfers	\$.50/AF (Transferred)
b.	Net Replenishment	
MWD		\$155.100
c.	15/85	
Gross		\$4.640
Net		\$131.835

NOTE: All replenishment assessments per acre feet include
\$2.10 spreading cost.

January 7, 1987

TO: CHINO BASIN WATERMASTER

Subject: Revision to 1986-87 Appropriative Pool
Administrative and Replenishment Assessments

INTRODUCTION AND DISCUSSION

This letter will serve to advise that after the adoption of Resolution 86-2 which levied replenishment and administrative assessments for FY 86-87, Staff discovered an error in computer entry for production reported during Fiscal Year 1985-86. The result of this error increased the total production of the Appropriative Pool by 530.8 acre feet and therefore the Administrative and Replenishment assessments for the Appropriative Pool members must be adjusted as follows:

	<u>From</u>	<u>To</u>
General Administrative Assessment	\$0.4074/AF	\$0.4060/AF
Gross Replenishment Assessment	\$4.488/AF	\$4.640/AF
Net Replenishment Assessment	NO CHANGE	

A summary of the proposed assessment adjustment for the Appropriative Pool is attached for your review.

RECOMMENDATION

That the Watermaster, by motion, rescind Resolution 86-2 and adopt Resolution 87-1 amending the Appropriative Pool's 1986-87 Administrative Assessment from \$0.4074/AF to \$.4060/AF and the Gross Replenishment Assessment from \$4.488/AF to \$4.640/AF.

Respectfully submitted,

Donald R. Peters, Chief
Watermaster Services

kjb

CHINO WATERMASTER
SUMMARY OF PROPOSED APPROPRIATIVE POOL ADJUSTMENTS
TO ADMINISTRATIVE AND GROSS REPLENISHMENT ASSESSMENTS
LEVIED FOR FISCAL 1986/87

	ACRE FEET ASSESSED	ADMINISTRATIVE ASSESSMENT		15% GROSS REPLENISHMENT ASSESSMENT		85% NET REPLENISHMENT ASSESSMENT		TOTAL ASSESSMENT ADJUSTMENT
		ORIGINAL \$0.4074	REVISED \$0.4060	ORIGINAL \$4.488	REVISED \$4.640	ORIGINAL \$131.835	REVISED \$131.835	
CHINO, City of	8,286.100 ⁽¹⁾	\$3,159.51	\$3,364.16	\$34,805.79	\$38,447.50	\$64,099.36	\$134,077.38	\$73,824.38
CUCAMONGA CO. W.D.	4,600.900	1,874.41	1,867.97	20,648.84	21,348.18			692.90
FELSPAR	111.200	45.30	45.15	499.07	515.97			16.75
FONTANA UNION W.C.	3,122.600	1,272.15	1,267.78	14,014.23	14,488.86			470.26
JURUPA C.S.	6,789.600	2,766.08	2,756.58	30,471.72	31,503.74			1,022.52
MARYGOLD (Adm)	648.700	264.28	263.37	0.00	0.00			(.91)
MONTE VISTA W.D.	8,700.900	3,544.75	3,532.57	39,049.64	40,372.18			1,310.36
MONTE VISTA IRRIG.	286.000	116.52	116.12	1,283.57	1,327.04			43.07
MUT. W.C. OF GLEN AVON	776.700	305.84	304.78	3,369.14	3,483.25			113.05
NORCO, City of (Adm)	3,369.800	1,372.86	1,368.14	12,867.10	13,302.88			431.06
	(Repl) 2,867.000							
ONTARIO, City of	20,882.300	8,507.45	8,478.21	93,719.76	96,893.87			3,144.87
POMONA, City of (Adm)	14,049.500	5,723.77	5,704.10	0.00	0.00			(19.67)
SAN ANTONIO	1,183.300	482.08	480.42	5,310.65	5,490.51			178.20
S.B. CO. - ARROYO TIRO (Adm)	13.700	5.58	5.56	0.00	0.00			(.02)
S.B. CO. WATERWORKS #8	2,122.000	864.50	861.53	9,523.54	9,846.08			319.57
SANTA ANA RIVER W.C.	1,367.300	557.04	555.12	6,136.44	6,344.27			205.91
SOUTHERN CALIF. WATER CO.	485.300	197.71	197.03	2,178.03	2,251.79			73.08
UPLAND, City of	3,406.500	1,387.81	1,383.04	15,288.37	15,806.16			513.02
WEST END CONDOL. W.C.	682.700	278.13	277.18	3,063.96	3,167.73			102.82
WEST S.B. CO. W.D.	0.000	5.00	5.00	0.00	0.00			0.00

(1) City of Chino production increased by 530.8 acre feet.
1/7/87

67-0048576
Revised

CHINO BASIN WATERMASTER
1986/87 ADMINISTRATIVE ASSESSMENTS

FINAL REVIEWED
APP WMA-1-7-87

	TOTALS	APPROPRIATIVE POOL		OVERLYING AGRICULTURAL POOL		OVERLYING NON-AGRICULTURAL POOL		SB222 FUNDS
		AMOUNT	RATIOS & RATES	AMOUNT	RATIOS & RATES	AMOUNT	RATIOS & RATES	
1984/85 Production in Acre Feet	134,563.0	76,912.3	57.157%	55,236.1	41.049%	2,414.6	1.794%	Not Applicable
1985/86 Production in Acre Feet	136,113.4	80,859.1	59.414%	52,061.4	38.241%	3,192.9	2.345%	Not Applicable
1985/86 ADMINISTRATIVE BUDGET								
GENERAL ADMINISTRATION:								
Joint Watermaster-Advisory Comm. (1)	\$49,900	\$29,648		\$19,082		\$1,170		
Pool Administration	14,475	4,850		3,500		1,125		
Total Administrative Budgets	64,375	34,498	\$0.4266	27,582	\$0.5298	2,295	\$0.7188	
SPECIAL PROJECTS:								
Conjunctive Use/Cyclic Storage (1)	4,100	2,436		1,568		96		
Water Installation (1)	3,000	1,782		1,151		70		
Well Water Data	19,250	0		0		0		\$19,250
Water Testing Program	21,975	890		20,825		460		
Safe Yield Study	7,625	0		0		0		7,625
Total Special Projects	55,950	4,908	0.0607	23,544	0.4522	626	0.1962	26,875
TOTAL 86/87 ADMINISTRATIVE BUDGET	120,325	39,406	0.4873	51,126	0.9820	2,922	0.9150	26,875
25% Operating Reser	23,363	9,851	0.1218	12,782	0.2455	730	0.2283	0
Less: 86/87 Int. Revenue @ 5.5%								
SB222 Fund (Note 2)	(3,875)	(1,625)	(0.0201)	(2,071)	(0.0398)	(179)	(0.0559)	
Pool Revenues	(2,975)	(3)	0.0000	(2,250)	(0.0432)	(725)	(0.2271)	
1986/87 CASH DEMAND	136,838	47,632	0.5891	59,586	1.1445	2,748	0.8607	26,875
Funds on Hand for Admin. Assts 7/1/86		(14,901)	(0.1830)	(63,845)	(1.2263)	(14,637)	(4.5842)	(93,506)
CASH DEFICIT (EXCESS) AT END OF FISCAL 86/87		\$32,631	\$0.4060	(\$4,259)	(\$0.0818)	(\$11,689)	(\$3.7235)	(\$66,631)
RECOMMENDED 86/87 ASSESSMENTS								
General Administration Assessments		\$0.4060/Acre Foot		\$0.10/Acre Foot		\$5.00/producer		
Minimum Assessment		\$5.00/producer		\$5.00/producer		\$5.00/producer		
Water Transfer Costs (Revenues) (Note 4)		\$10,951 \$0.50/Acre Foot		(\$10,951)	(4)			

(1) Total Costs have been allocated to Pools by actual 85/86 production percentages.

(2) SB222 Interest allocation based on total SB222 assessments paid 41.94%

53.45%

4.61%

(3) Applied to 87/88 Replenishment Assessments.

(4) The Appropriative Pool has agreed to support the Agricultural Pool by a payment of \$0.50/acre foot for 85/86 water transfers with costs spread to the Appropriative Pool members based upon benefits received. Support decisions will be made each year water is available for transfer.

SPREADING
Revised

CHINO BASIN WATERMASTER
1986/87 SPREADING COSTS

Location	1984/85 Actuals			1985/86 Actuals			1986/87 Projected Costs		
	Acre Feet	Cost	Average Cost/AF	Acre Feet	Cost	Average Cost/AF	Acre Feet	Cost	Average Cost/AF
A. UPPER BASINS	16,891.2			11,698.0			12,500.0		
1. RWD Temporary Use Fee		\$16,891	\$1.00		\$11,698	\$1.00		\$12,500	\$1.00
2. Basin Maintenance		0			0			0	
B. MONTECLAIR BASINS	4,006.1			6,727.5			7,500.0		
1. COWD/CO-59 Use Fee		8,012	2.00		13,455	2.00		15,000	2.00
2. Basin Repairs									
Basin #1		0			0			0	
Basin #2		0			0			0	
Basin #3		0			0			0	
Basin #4		0			0			0	
3. Water Maintenance & Repairs		471	0.12		35	0.01		475	0.06
C. ALL BASINS	20,897.3			18,425.8			20,000.0		
1. SBCFCD Monitoring		19,001	0.91		13,125	0.71		27,985	1.40
2. CDWME Direct Costs		0			0			275	
TOTAL COSTS	20,897.3	\$44,375	\$2.12	18,425.8	\$38,313	\$2.08	20,000.0	\$56,235	\$2.81

COST ALLOCATIONS	Totals			Totals			Totals			Rates for Acre Foot
	Totals	Cyclic Storage	Replenishment Water	Totals	Cyclic Storage	Replenishment Water	Totals	Cyclic Storage	Replenishment Water	
Flows in Acre Feet	20,897.3	8,709.8	12,187.5	18,425.8	2,095.7	16,330.1	20,000.000	8,391.338	13,608.662	
Costs										
Spreading Costs	\$44,375	\$18,495	\$25,880	\$38,313	\$4,358	\$33,955	\$56,235	\$17,971	\$38,264	\$2.81
Replenishment Water Purchases			1,864,587			2,416,655			2,082,125	\$153.00
Replenishment Assessments			(1,882,437)			(2,433,969)			(2,110,703)	\$155.10
Interest Reven.			(3,435)			(1,932)			(300)	
Beginning Replenishment Balance			(29,592)			(24,897)			(10,008)	
Ending Replenishment Balance			(\$24,897)			(\$10,008)			(\$622)	

REPLASHT
Revised

CHINO BASIN WATERMASTER

1986/87 REPLENISHMENT ASSESSMENTS

WATER REPLENISHMENT OBLIGATIONS FOR PRODUCTION IN EXCESS OF SAFE YIELD:

Appropriative Pool Replenishment Obligation	13,608.662
Non-Agricultural Pool Replenishment Obligation	0.600

TOTAL ACRE FEET TO BE REPLENISHED	13,608.662
-----------------------------------	------------

COST OF REPLENISHMENT WATER PER ACRE FOOT:

Metropolitan Water District Replenishment Water Rate	\$153.00
Projected Water Spreading Cost	2.10

\$155.10

	APPROPRIATIVE POOL 15%/85% GROUP ASSESSMENTS		100% GROSS ASSESSMENTS	TOTAL REPLENISHMENT ASSESSMENTS
	Total	Gross 15%		
Non-Agricultural Pool Gross Production				0.600
Total Appropriative Pool Production in Acre Feet		80,859.100		
Acre Feet Produced in Excess of Safe Yield			13,091.562	
Less Production by 100% Net Producers				
City of Pomona		14,049.500		
Marygold Mutual Water Company		648.700		
San Bernardino Co. - Prado Tiro		13.700		13.700
City of Norco Exceeding Export Right		502.800		502.800
15%/85% Group Production		65,644.400	13,091.562	517.100
Less Prepaid Gross Assessments		0.000	0.000	0.000
Acre Feet to be Assessed		65,644.400	13,091.562	517.100
Replenishment Assessments per Acre Foot				
13,091.562 @ \$155.10 per Acre Foot	\$2,030,501.27	\$304,375.19	\$1,725,926.08	\$80,202.21
Less Prepaid Gross Assessments	0.00	0.00		
Total Assessments	\$2,030,501.27	\$304,375.19	\$1,725,926.08	\$80,202.21
ASSESSMENTS PER ACRE FOOT		\$4.640	\$131.835	\$155.100

CHINO BASIN WATERMASTER
 APPROPRIATIVE POOL
 85/86 AGRICULTURAL POOL TRANSFERS AND LAND USE CONVERSIONS

Appropriative Pool Name	Appropriative Right (Acre Feet)	Initial Operating Safe Yield (Acre Feet)	Percent of Operating Safe Yield (Percentages)	-----Agricultural Pool Water Transfers-----				85/86 Operating Safe Yield (Acre Feet)	
				Land Use Conversions First 50% (Acre Feet)	Land Use Conversions Remaining 50% (Acre Feet)	Balance Available (Acre Feet)	Total Transferred (Acre Feet)		Assessments @ \$0.50/Acre Foot See Note (4)
City of Chino	5,271.700	3,670.067	6.693%	196.235	27.149	1,411.586	1,634.970	\$817.49	5,305.037
Cucamonga Co. Water District (1)	5,199.000	3,619.454	6.601%		26.775	1,392.119	1,418.894	709.45	5,038.348
Faliper Gardens Mutual Water Co.	68.300	47.549	0.087%		0.352	18.288	18.640	9.32	66.189
Fontana Union Water Co.	9,188.300	5,396.736	11.666%		47.320	2,460.322	2,507.642	1,253.82	8,904.378
Jurupa Community Services (2)	2,200.190	1,545.595	2.819%		11.434	594.469	605.903	302.95	2,151.498
Karygold Mutual Water Co.	941.300	655.317	1.195%		4.848	252.049	256.897	128.45	912.214
Monte Vista Water District	5,958.700	4,148.344	7.565%		30.687	1,595.542	1,626.229	813.11	5,774.573
Monte Vista Irrigation Co. Mutual Water Co. of	970.100	676.759	1.234%		5.006	260.296	265.302	132.65	942.061
Elen Avon Heights	672.200	467.974	0.353%		3.462	179.993	183.455	91.73	651.429
City of Norco	289.500	201.545	0.368%		1.491	77.519	79.010	39.51	260.555
City of Ontario	16,337.400	11,373.816	20.742%	209.400	84.138	4,374.613	4,668.151	2,334.08	16,041.967
City of Pomona	15,110.500	11,215.852	20.454%		62.969	4,313.857	4,396.826	2,198.41	15,612.678
San Antonio Water Co.	2,164.500	1,536.888	2.748%		11.147	579.581	590.728	295.36	2,097.616
San Bernardino County Water Works #8 (3)	4,525.900	3,150.822	5.746%		23.308	1,211.874	1,235.182	617.59	4,386.004
Santa Ana River Water Co.	1,889.300	1,301.374	2.373%		9.627	500.536	510.163	255.08	1,811.537
Southern California Water Co.	697.900	411.476	0.750%		3.044	158.262	161.306	80.65	572.782
City of Upland	4,097.200	2,852.401	5.202%		21.101	1,097.094	1,118.195	559.10	3,970.596
West End Consolidated Water District	1,361.300	947.714	1.728%		7.011	364.511	371.522	185.76	1,319.236
Water District	925.500	644.317	1.175%		4.766	247.818	252.584	126.29	896.901
Totals	78,870.700	54,834.000	100.000%	405.635	405.635	21,070.329	21,901.599	\$10,950.80	76,735.599

(1) DCWD purchased Etiwanda Water Co. Figures include permanent transfer of 768 acre feet of Appropriative Right and 534.668 shares of Operating Safe Yield.
 (2) Includes pumping rights purchased from Mira Loma Water Company.
 (3) Formerly Pomona Valley Water Company. Includes 823.9 acre feet of permanent transfer from Southern California Water Co.
 (4) The Appropriative Pool has agreed to support the Agricultural Pool by a payment of \$0.50/acre foot for 85/86 water transfers with costs spread to the Appropriative Pool members based upon benefits received (i.e. increases in Safe Yield allocations for the current year). Each year water is available for transfer from the Agricultural Pool, a determination of the amount of support and the rate to be paid for said water will be set.

B:AFFLPROD
Revised

CHINO BASIN WATERMASTER
1985/86 APPROPRIATIVE POOL PRODUCTION

Producer	84/85 Carry Over	Initial Share of Safe Yield	Storage Transfer or Leased Rights To/(From)	Agricultural Pool Transfers	1985/86 Production	Net Over-Production		-----Under-Production Balances-----		
						15%/85%	100%	Total Under-Produced	Applications----- Carry Over for 86/87	Eligible for Local Storage Agreements
City of Chino	1,964.054	3,670.067		1,634.970	9,266.100	1,017.009		0.000	0.000	0.000
Cucamonga County Water District (1)	3,523.572	3,619.454	865.692	1,418.894	4,600.900	0.000		4,825.712	3,619.454	1,206.258 ✓
Felgar Garden Mutual Water Co.		47.519		18.640	111.200	45.011		0.000	0.000	0.000
Fontana Union Water Co.	5,396.736	5,396.736		2,507.642	3,122.600	0.000		12,178.514	6,396.736	5,781.778
Jurupa Community Services		1,545.595		605.903	6,789.600	4,638.102		0.000	0.000	0.000
Marygold Mutual Water Co.	655.317	655.317	(655.317)	256.897	648.700	0.000		263.514	263.514	0.000
Monte Vista Water District (2)		4,148.344	760.936	1,626.229	8,700.900	2,165.391		0.000	0.000	0.000
Monte Vista Irrigation Co.	576.759	676.759	(1,000.000)	265.302	286.000	0.000		332.820	332.820	0.000
Mutual Water Co. of Glen Avon Heights		467.974		183.455	750.700	99.271		0.000	0.000	0.000
City of Norco (3)		201.545	2,300.000	79.010	3,369.800	286.445	502.800	0.000	0.000	0.000
City of Ontario		11,373.816		4,668.151	20,882.300	4,840.333		0.000	0.000	0.000
City of Pomona	11,215.852	11,215.852		4,396.826	14,049.500	0.000		12,779.030	11,215.852	1,563.178
San Antonio Water Co.	1,506.888	1,506.888		590.728	1,183.300	0.000		2,421.204	1,506.888	914.316
San Bernardino County (Prado Tiro)		0.000		0.000	13.700	0.000	13.700	0.000	0.000	0.000
San Bernardino Co. Water Works #8	3150.822	3150.822		1,235.182	2,122.000	0.000		5,414.826	3,150.822	2,264.004
Santa Ana River Water Co.	1,129.114	1,301.374		510.163	1,367.300	0.000		1,573.351	1,301.374	271.977
Southern California Water Co.		411.476		151.306	485.300	0.000		87.482	87.482	0.000
City of Upland	1,240.451	2,852.401		1,118.195	3,406.500	0.000		1,804.547	1,804.547	0.000
West End Consolidated Water Co.	947.714	947.714		371.522	682.700	0.000		1,584.250	947.714	636.536
West San Bernardino Co. Water Dist.	221.375	644.317	(365.692)	252.584	0.000	0.000		252.584	252.584	0.000
Totals	7,827.654	54,834.000	1,405.619	21,901.599	80,859.100	13,091.562	516.500	43,517.834	30,879.787	12,636.047

- (1) Cucamonga Co. Water District purchased all interest in Elwanda Water Company resulting in a permanent transfer of 534.669 shares of Operating Safe Yield.
 (2) Monte Vista Water District purchased 105.619 acre feet of local storage from Marygold Mutual Water Co.
 (3) City of Norco has a maximum export right of 1567.0 Acre Feet under the 15%/85% formula.....1,567.000 - 201.545 - 1,000.000 - 79.010 = 286.445
 The balance of their production falls under the 100% Net formula.....3,369.800 - 1,567.000 - 1,300.000 (local storage) = 502.800
 Norco purchased 1,300 acre feet of local storage from Fontana Union Water Company and leased 1,000 acre feet from Monte Vista Irrigation Co.

655.317 transfer Marygold to MWD

Local storage 105.619 + 1300 = 1405.619

SHAPPLINT

CHINO BASIN WATERMASTER
85/86 INTEREST DISTRIBUTION APPROPRIATIVE POOL

Producer	85/86 Assessments	Interest Earned on Assessments		
-----			Interest to be allocated:	
City of Chino	\$42,342.05	\$600.64	Total Pool Interest Earned	\$38,701.40
San Ramon County Water District	25,440.72	360.89	Less SB222 Portion	(4,555.49)
Whisper Gardens Mutual Water Co.	5,273.77	74.81	Delinquency Fees	144.96
Fontana Union Water Co.	9,983.77	141.63		-----
Corona Community Services	710,613.09	10,080.42	Interest Earned on Assm'ts	\$34,290.87
Marygold Mutual Water Co.	307.94	4.37		=====
Monte Vista Water District	476,809.18	6,763.79	Pool funds available for	
Monte Vista Irrigation Co.	1,768.71	25.09	distribution per Audit:	\$38,846.36
Mutual Water Co. of Glen Avon Heights	13,933.65	197.66		=====
City of Norco	400,005.63	5,674.29		
City of Ontario	656,975.58	9,319.59		
City of Pomona	7,177.82	101.82		
San Antonio Water Co.	6,364.82	90.29		
San Bernardino County (Prado-Tiro)	0.00	0.00		
San Bernardino County Works #8	10,015.13	142.04		
Santa Ana River Water Co.	9,291.67	131.81		
Southern California Water Co.	15,297.70	217.01		
City of Upland	21,917.91	310.92		
West End Consolidated Water Co.	3,682.81	52.24		
West San Bernardino County Water Dist.	110.09	1.56		
	-----	-----		
Assessments Paid/Interest Earned	\$2,417,313.04	\$34,290.87		
	-----	-----		

9:46PLASNT
Revised

CHINO BASIN WATERMASTER
1986/87 APPROPRIATIVE POOL ASSESSMENTS

	-----Administrative Assessments-----			-----Replenishment Assessments-----				1985/86			
	Gross Administration Acre Feet	Agric.Pool Assessed @ Water Transfer		15% Gross Assessments Acre Feet	Assessment \$4.640	85% Net Assessments Acre Feet	Assessment \$131.835	100% Net Assessments Acre Feet	Assessment \$155.100	Interest & Prepayment Credits	Total Assessments
City of Chino	8,286.100	\$3,564.16	\$817.49	8,286.100	\$38,447.50	1,017.009	\$134,077.38			\$600.64	\$176,105.89
Cucamonga Co. Water Dist.	4,600.900	1,867.97	709.45	4,600.900	21,348.18					360.89	23,564.71
Felspar Gardens M. W. Co.	111.200	45.15	9.32	111.200	515.97	45.011	5,934.03			74.81	6,429.66
Fontana Union Water Co.	3,122.600	1,267.78	1,253.82	3,122.600	14,488.86					141.63	16,868.83
Jurupa Community Services	6,789.600	2,756.58	302.95	6,789.600	31,503.74	4,638.102	611,464.18			10,080.42	635,947.03
Marygold Mutual Water Co.	648.700	263.37	126.45							4.37	387.45
Monte Vista Water District	8,700.900	3,532.57	813.11	8,700.900	40,372.18	2,165.391	285,474.32			6,763.79	323,428.39
Monte Vista Irrigation Co.	286.000	116.12	132.65	286.000	1,327.04					25.09	1,550.72
Mutual Water Co. of Glen Avon Heights	750.700	304.78	91.73	750.700	3,483.25	99.271	13,087.39			197.66	16,769.49
City of Norco	3,369.800	1,368.14	39.51	2,867.000	13,302.88	286.445	37,763.48	502.800	\$77,984.28	5,674.29	124,784.00
City of Ontario	20,882.300	8,478.21	2,334.08	20,882.300	96,893.87	4,840.333	638,125.30			9,319.59	736,511.87
City of Pomona	14,049.500	5,704.10	2,198.41							101.82	7,800.69
San Antonio Water Co.	1,183.300	480.42	295.36	1,183.300	5,490.51					90.29	6,176.00
S.B. Co. - Prado Tr	13.700	5.56	0.00					13.700	2,124.87	0.00	2,130.43
S.B. Co. Water Works &	2,122.000	661.53	617.59	2,122.000	9,846.08					142.04	11,183.16
Santa Ana River Water Co.	1,367.300	555.12	255.08	1,367.300	6,344.27					131.81	7,022.66
Southern Calif. Water Co.	485.300	197.03	80.65	485.300	2,251.79					217.01	2,312.46
City of Upland	3,406.500	1,383.04	559.10	3,406.500	15,806.16					310.92	17,437.38
West End Consol. Water Co.	682.700	277.18	185.76	682.700	3,167.73					52.24	3,578.43
West San Bernardino County Water District	0.000	5.00	126.29	0.000	0.00					1.56	129.73
Total Acre Feet	80,859.100			65,644.400		13,091.562		516.500			
Total Dollars		\$73,333.81	\$10,950.80		\$304,590.01		\$1,725,926.08		\$20,109.15	\$34,290.87	\$2,120,118.98

b:naqprod

CHINO BASIN WATERMASTER
1985/86 OVERLYING (NON-AGRICULTURAL) POOL PRODUCTION

Producer	Carry-Over From 1984/85	Share of Operating Safe Yield	1985/86 Production	Net Production	Carry-Over To 1986/87	Eligible for Local Storage	Carry-Over Local Storage and New Storage Acc'ts 6/30/85	Local Storage 6/30/86
Ameron Steel	95.916	97.858	54.900		97.858	41.016	54.916	95.932
Anaheim Citrus Products	15.657	15.657	1.000		15.657	14.657		
Conrock	317.844	317.844	0.000		317.844	317.844	2,224.908	2,542.752 (1)
Kaiser Steel Corporation	2,930.274	2,930.274	47.100		2,930.274	2,883.174	5,822.944	8,706.118
Quaker Chemical Co.	0.000	0.000	0.600	0.600	0.000	0.000		0.000
San Bernardino County of	133.870	133.870	103.900		133.870	29.970	88.180	118.150
Southern California Edison Co.	982.499	982.499	951.300		982.499	31.199	408.596	439.795
Southern Service Company	11.956	18.789	14.900		15.845	0.000		0.000
Space Center-Mira Loma	104.121	104.121	81.500		104.121	22.621	149.347	171.968 (1)
Sunkist	1,873.402	1,873.402	1,526.000		1,873.402	347.402	3,072.912	3,420.314 (1)
Swan Lake	450.960	464.240	409.500		464.240	41.460		41.460
Union Carbide Corporation	427.446	427.446	2.200		427.446	425.246	925.630	1,350.876 (1)
Totals	7,743.945	7,366.000	3,192.900	0.600	7,363.056	4,154.589	12,747.433	16,887.365

(1) Producers with two local storage agreements.

B:NAGASMTS

CHINO BASIN WATERMASTER
 1986/87 OVERLYING (NON-AGRICULTURAL) POOL ASSESSMENTS

Producer	Gross Administrative Assessments		Net Replenishment Assessments		Total Assessment
	1985/86 Total Acre Feet Produced	1986/87 Assessment @ \$5.00/Producer	1985/86 Acre Feet Produced Exceeding Safe Yield	1986/87 Assessment @ \$155.10	
Ameron Steel	54.900	5.00			5.00
Anaheim Citrus Products	1.000	5.00			5.00
Conrock	0.000	5.00			5.00
Kaiser Steel Corporation	47.100	5.00			5.00
Quaker Chemical	0.600	5.00	0.600	\$93.06	98.06
San Bernardino, County of	103.900	5.00			5.00
Southern California Edison Co.	951.300	5.00			5.00
Southern Service Company	14.900	5.00			5.00
Space Center-Mira Loma	81.500	5.00			5.00
Sunkist	1,526.000	5.00			5.00
Swan Lake	409.500	5.00			5.00
Union Carbide Corporation	2.200	5.00			5.00
Totals	3,192.900	\$60.00	0.600	\$93.06	\$153.06