

CHINA WATERMASTER
1989/90 ADMINISTRATIVE ASSESSMENTS

	TOTALS	APPROPRIATIVE POOL		AGRICULTURAL POOL		NON-AGRICULTURAL POOL		SB222 FUNDS
		AMOUNT	RATIOS & RATE	AMOUNT	RATIOS & RATES	AMOUNT	RATIOS & RATES	
1987/88 Production in Acre Feet & Exchanges	160,075.6	99,252.9	62.004%	57,864.6	36.148%	2,958.1	1.848%	N/A
1988/89 Estimated Production & MWD Exchange in Acre Feet	150,423.0	100,041.5	66.507%	46,762.4	31.087%	3,619.1	2.406%	N/A
1989/90 ADMINISTRATIVE BUDGET								
GENERAL ADMINISTRATION:								
Joint Watermaster-Advisory Comm. (1)	\$69,900	\$46,488		\$21,730		\$1,682		
Pool Administration	19,375	12,275		5,450		1,650		
Total Administrative Budgets	89,275	58,763	\$0.5874	27,180	\$0.5812	3,332	\$0.9206	
SPECIAL PROJECTS:								
Conjunctive Use/Cyclic Storage (1)	4,250	2,827		1,321		102		
Meter Installation (1)	4,900	3,259		1,523		118		
Well Water Data	28,850	0		0		0		\$28,850
Meter Testing Program	34,900	2,366		30,759		1,775		
Safe Yield Study	2,150	0		0		0		2,150
Basin Optimum Plan (1)	8,850	5,886		2,751		213		8,850
Total Special Projects	83,900	14,338	0.1433	36,355	0.7774	2,208	0.6100	39,850
1989/90 TOTAL ADMINISTRATIVE BUDGET	173,175	73,101	0.7307	63,535	1.3587	5,539	1.5306	39,850
25% Operating Reserve	35,544	18,275	0.1827	15,884	0.3397	1,385	0.3827	0
Less: 89/90 Interest Revenue @ 7.5%								
SB222 Funds (Note 2)	4,000	0	0.0000	2,138	0.0457	184	0.0508	
Pool Reserves	900	(3)	0.0000	0	0.0000	900	0.2487	
1989/90 CASH DEMAND	213,619	91,376	0.9134	81,556	1.7441	8,008	2.2128	39,850
Funds on Hand for Admin. Assts 7/1/89	=====	(42,968)	(0.4295)	0	0.0000	(12,746)	(3.5219)	(58,736)
CASH DEFICIT (EXCESS) AT END OF FISCAL YEAR 1989/90		\$48,408	\$0.4839	\$81,556	\$1.7441	(\$4,738)	(\$1.3091)	(\$64,310)
RECOMMENDED ASSESSMENTS FOR 1989/90								
General Administration Assessments	Per Acre Foot		\$0.4839		\$0.0000	Per Producer	\$5.0000	
Minimum Assessments	Per Producer		5.0000		0.0000		5.0000	
Water Transfer Costs (Revenues) (Note 4)	Per Acre Foot			\$3.27076	See Note 4			

(1) Total Costs have been allocated to Pools by actual 88/89 production percentages.
 (2) SB222 Interest allocation based on total SB222 assessments paid
 (3) Applied to 89/90 Replenishment Assessments. (4) See Note 4 on Page 2

CHINO BASIN WATERMASTER
 APPROPRIATIVE POOL
 1988/89 AGRICULTURAL POOL TRANSFERS

ACRE FEET TO BE TRANSFERRED 24,935.000

Appropriative Pool Party	Appropriative Right (Acre Feet)	Initial Operating Safe Yield (Acre Feet)	Percents of Operating Safe Yield (Percentages)	-----Agricultural Pool Water Transfers-----					1988/89 Operating Safe Yield (Acre Feet)
				Land Use Conversions First 50% (Acre Feet)	Land Use Conversions Remaining 50% (Acre Feet)	Balance Available (Acre Feet)	Total Transferred (Acre Feet)	Assessments @ per Acre Foot \$3.27076 (See Note 4)	
Chino Basin Mun. Water Dist.	0.000	0.000	0.000%		0.000	0.000	0.000	\$0.00	0.000
City of Chino	5,271.700	3,670.067	6.693%	196.235	27.149	1,614.613	1,837.997	6,011.65	5,508.064
Cucamonga Co. Water Dist (1)	5,199.000	3,619.454	6.601%		26.775	1,592.347	1,619.122	5,295.76	5,238.576
Fontana Union Water Co.	9,188.300	6,396.736	11.666%		47.320	2,814.187	2,861.507	9,359.30	9,258.243
Jurupa Community Services (2)	2,288.400	1,593.144	2.905%		11.785	700.890	712.675	2,330.99	2,305.819
Marygold Mutual Water Co.	941.300	655.317	1.195%		4.848	288.301	293.149	958.82	948.466
Monte Vista Water District	5,958.700	4,148.344	7.565%		30.687	1,825.027	1,855.714	6,069.60	6,004.058
Monte Vista Irrigation Co.	972.100	676.759	1.234%		5.006	297.734	302.740	990.19	979.499
M/W Co./Glen Avon Heights	672.200	467.974	0.853%		3.462	205.881	209.343	684.71	677.317
City of Norco	289.500	201.545	0.368%		1.491	88.668	90.159	294.89	291.704
City of Ontario	16,337.400	11,373.816	20.742%	209.400	84.138	5,003.809	5,297.347	17,326.35	16,671.163
City of Pomona	16,110.500	11,215.852	20.454%		82.969	4,934.314	5,017.283	16,410.33	16,233.135
San Antonio Water Co.	2,164.500	1,506.888	2.748%		11.147	662.942	674.089	2,204.78	2,180.977
S.B. Co. (Prado Tiro)	0.000	0.000	0.000%		0.000	0.000	0.000	0.00	0.000
S.B. Co. Water Works #8 (3)	4,525.900	3,150.822	5.746%		23.308	1,386.176	1,409.484	4,610.08	4,560.306
Santa Ana River Water Co.	1,869.300	1,301.374	2.373%		9.627	572.528	582.155	1,904.09	1,883.529
Southern California Water Co.	697.900	411.476	0.750%		3.044	181.025	184.069	602.05	595.545
City of Upland	4,097.200	2,852.401	5.202%		21.101	1,254.888	1,275.989	4,173.45	4,128.390
West End Consol. Water Co.	1,361.300	947.714	1.728%		7.011	416.938	423.949	1,386.64	1,371.663
West San Bernardino CWD	925.500	644.317	1.175%		4.766	283.462	288.228	942.72	932.545
Totals	78,870.700	54,834.000	100.000%	405.635	405.634	24,123.730	24,934.999	\$81,556.40	79,768.999

- (1) CCWD purchased Etiwanda Water Co. Figures include permanent transfer of 768 acre feet of Appropriative Right and 534.668 shares of Operating Safe Yield.
- (2) Includes pumping rights purchased from Mira Loma Water Company and Felspar Gardens Mutual Water Co.
- (3) Formerly Pomona Valley Water Company. Includes 823.9 acre feet of permanent transfer from Southern California Water Co.
- (4) Appropriative Pool members have agreed to assume the Overlying (Agricultural) Pool's 1988/89 administrative assessments in exchange for unpumped Agri. water transferred to the Approp. Pool following the 1987-88 production year. (Per Minute action by the Approp. Pool at their meeting of June 7, 1988.) Costs have been allocated to each Approp. Pool member based on its share of Initial Operating Safe Yield.

CHINO BASIN WATERMASTER
1988/89 APPROPRIATIVE POOL PRODUCTION

Producer	1987/88 Carry Over	Initial Share of Safe Yield	Storage Transfer or Leased Rights To/(From)	Agricultural Pool Transfers	1988/89 Production & MND Exchanges	1988/89 Net Over-Production		1988/89 Total Under- Produced	Under Production Balances		Amount in Storage 07/01/88
						15%/85%	100%		-----Applications----- Carry Over for 89/90 Production	Eligible for Local Storage Agreements	
Chino Basin M.W.D.	0.000	0.000		0.000	0.000		0.000	0.000	0.000	0.000	0.000
City of Chino	1,828.530	3,670.067		1,837.997	8,032.800	696.206		0.000	0.000	0.000	75.327
Cucamonga CWD (1)	3,619.454	3,619.454	24,244.220	1,619.122	13,201.300	0.000		19,900.950	3,619.454	16,281.496	27,633.692
Fontana Union Water Co	6,396.736	6,396.736	0.000	2,861.507	10,745.100	0.000		4,909.879	4,909.879	0.000	22,701.459
Jurupa Community Svc	0.000	1,593.144		712.675	8,621.000	6,315.181		0.000	0.000	0.000	0.000
Marygold M/W Co.	655.317	655.317	(800.000)	293.149	104.600		0.000	699.183	655.317	43.866	864.700
Monte Vista WD (2)	1,321.747	4,148.344	800.000	1,855.714	6,792.400	0.000		1,333.405	1,333.405	0.000	0.000
Monte Vista Irrigation Co.	676.759	676.759		302.740	255.300	0.000		1,400.958	676.759	724.199	239.834
M/W Co./Glen Avon Heights	411.463	467.974		209.343	775.900	0.000		312.880	312.880	0.000	0.000
City of Norco (3)	0.000	201.545		90.159	3,912.300	1,275.296	2,345.300	0.000	0.000	0.000	0.000
City of Ontario (4)	0.000	11,373.816		5,297.347	25,323.200	8,652.037		0.000	0.000	0.000	10,000.000
City of Pomona	11,215.852	11,215.852		5,017.283	14,071.500		0.000	13,377.487	11,215.852	2,161.635	23,708.311
San Antonio Water Co.	1,506.888	1,506.888		674.089	1,092.000	0.000		2,595.865	1,506.888	1,088.977	7,153.406
S. B. Co. (Prado Tiro)	0.000	0.000		0.000	0.700	0.000	0.700	0.000	0.000	0.000	0.000
S. B. Co. Water Works #8	3,150.822	3,150.822		1,409.484	2,528.800	0.000		5,182.328	3,150.822	2,031.506	10,893.853
Santa Ana River Water Co.	90.337	1,301.374		582.155	1,169.100	0.000		804.766	804.766	0.000	271.977
Southern Cal. Water Co.	411.476	411.476		184.069	626.800	0.000		380.221	380.221	0.000	35.123
City of Upland	2,852.401	2,852.401		1,275.989	2,787.800	0.000		4,192.991	2,852.401	1,340.590	885.129
West End Consol. Water Co.	947.714	947.714		423.949	0.000	0.000		2,319.377	947.714	1,371.663	4,764.158
West San Bernardino CW	644.317	644.317	(1,542.761)	288.228	0.000		0.000	34.101	34.101	0.000	0.000
Metropolitan W.D. S. Co. (1,4)	0.000	0.000	6,424.500	0.000	0.000	0.000	0.000	6,424.500	0.000	6,424.500	7,674.300
Totals	35,729.813	54,834.000	29,125.959	24,934.999	100,040.600	16,938.720	2,346.000	63,868.891	32,400.459	31,468.432	116,901.269

- (1) Cucamonga Co. Water District leased 1076.178AF from West San Bernardino Co. Water Dist, purchased from local storage 22,701.459AF from Fontana Union Water Co. and Exchanged 5,064AF with MND.
- (2) Monte Vista Water District leased 800.000 acre feet from Marygold Mutual Water Co.
- (3) City of Norco's export right under the 15%/85% formula..... 1,567.000
Net Over-Production under the 15%/85% formula = 1,567.000 - 201.545 - lease rights - Agri. Pool transfers =
All Norco Production exceeding 1,567 acre feet falls under the 100% Net formula.....=
- (4) The City Of Ontario exchanged 1359.6 Ac.Ft. with MND.

MND Exchange
5064
1359.6
6423.6

22,701.459 + 5064 + 1359.6 = 29,125.015

CHINO BASIN WATERMASTER
 PROPOSED ASSESSMENTS 1989/90
 SPREADING COSTS

Location	Actuals 1987/88			Actuals 1988/89			Projected 1989/90		
	Acre Feet	Cost	Average Cost/AF	Acre Feet	Cost	Average Cost/AF	Acre Feet	Cost	Average Cost/AF
A. UPPER BASINS	1,215.4			3,082.5			19,324.2		
1. MWD Temporary Use Fee		\$1,215	\$1.00		\$3,083	\$1.00		\$19,324	\$1.00
2. Basin Maintenance		0			0			0	
B. MONTCLAIR BASINS	1,278.3			4,324.7			0.0		
1. DCWD/DC-59 Use Fee		2,557	2.00		8,649	2.00		0	\$0.00
2. Basin Repairs									
Basin #1		0			0			0	
Basin #2		0			0			0	
Basin #3		0			0			0	
Basin #4		0			0			0	
3. Meter Maintenance		0	0.00		0	0.00	0	0	0.00
C. ALL BASING	2,493.7			7,407.2			19,324.2		
1. SBCFCD Monitoring		2,569	1.03		8,035	1.08		19,324	1.00
2. Cyclic Water Del Cost	13,142.2	29,349	2.23	0.0	0	0.00	0.0	0	0.00
TOTAL COSTS	15,635.9	\$35,690	\$2.28	7,407.2	\$19,767	\$2.67	19,324.2	\$38,648	\$2.00

COST ALLOCATIONS	Totals	Cyclic Storage	Replenishment Water	Totals	Cyclic Storage	Replenishment Water	Totals	Cyclic Storage	Replenishment Water	Rates for Acre Foot
	Flows in Acre Feet	15,635.9	0.0	15,635.9	7,407.2	500.484	6,906.716	19,324.2	(0.0)	19,324.2
Costs										
Spreading Costs	\$35,690	\$0	\$35,690	\$19,767	\$1,336	\$18,431	\$38,648	\$0	\$38,648	\$0.00 See note (1)
Water Purchases			2,392,293			1,133,302			3,060,903	\$115.00
Replenishment Assessments			(2,430,138)			(2,285,431)			(2,222,288)	\$115.00
Interest Revenue			(655)			(890)			(950)	
July 1 Replenishment Balance			(11,763)			(14,573)			(1,149,161)	
June 30 Replenishment Balance			(\$14,573)			(\$1,149,161)			(\$272,849)	

CHINO BASIN WATERMASTER

1989/90 REPLENISHMENT ASSESSMENTS

WATER REPLENISHMENT OBLIGATIONS FOR PRODUCTION IN EXCESS OF SAFE YIELD:		COST OF REPLENISHMENT WATER PER ACRE FOOT:	
Appropriative Pool Replenishment Obligation	19,284.720	Metropolitan Water District Replenishment Water Rate	\$115.00
Non-Agricultural Pool Replenishment Obligation	39.520	Projected Water Spreading Cost	0.00
	-----		-----
TOTAL ACRE FEET TO BE REPLENISHED	19,324.240		\$115.00
	=====		=====

	APPROPRIATIVE POOL			TOTAL REPLENISHMENT ASSESSMENTS
	-----15%/85% GROUP ASSESSMENTS-----		100%	
	Total	Gross 15%	Net 85% ASSESSMENTS	
Non-Agricultural Pool Gross Production			39.520	
Total Appropriative Pool Production in Acre Feet		100,040.600		
Acre Feet Produced in Excess of Safe Yield			16,938.720	
Less Production by 100% Net Producers				
Chino Basin Municipal Water District		0.000		0.000
City of Fontana		14,071.500		
Marygold Mutual Water Company		104.600		
San Bernardino Co. - Prado Tiro		0.700		0.700
City of Norco Exceeding Export Right		2,345.300		2,345.300
		-----	-----	
15%/85% Group Production		83,518.500	16,938.720	2,385.520
Less Prepaid Gross Assessments		0.000	0.000	0.000
		-----	-----	
Acre Feet to be Assessed		83,518.500	16,938.720	2,385.520
		-----	-----	-----
REPLENISHMENT ASSESSMENTS:				
16,938.720 @ \$115.00 per Acre Foot	\$1,947,952.80	\$292,192.92	\$1,655,759.88	\$274,334.80
Less Prepaid Gross Assessments	0.00	0.00		
	-----	-----	-----	-----
Total Assessments	\$1,947,952.80	292,192.92	1,655,759.88	\$2,222,287.60
	=====	=====	=====	=====
ASSESSMENTS PER ACRE FOOT		\$3.49854	\$97.7500	\$115.0000
		=====	=====	=====

CHINO BASIN WATERMASTER
 APPROPRIATIVE POOL
 DISTRIBUTION OF INTEREST TO POOL MEMBERS

Producer	1988/89 Assessments	Interest Earned on Assessments
Chino Basin Mun. Water District	\$5.00	\$0.23
City of Chino	21,288.42	971.20
Cucamonga County Water District	37,317.62	1,702.46
Fontana Union Water Co.	32,274.07	1,472.37
Jurupa Community Services	309,155.67	14,103.94
Marygold Mutual Water Co.	144.93	6.61
Monte Vista Water District	28,362.97	1,293.94
Monte Vista Irrigation Co.	1,028.37	46.92
Mutual Water Co. of Glen Avon Heights	3,012.30	137.42
City of Norco	431,481.64	19,684.56
City of Ontario	1,333,231.39	60,823.15
City of Beaumont	10,183.11	464.56
San Antonio Water Co.	4,884.31	222.83
San Bernardino County (Prado-Tiro)	165.51	7.55
San Bernardino County Works #8	10,805.97	492.98
Santa Ana River Water Co.	5,190.36	236.79
Southern California Water Co.	2,664.70	121.57
City of Upland	22,808.31	1,040.53
West End Consolidated Water Co.	0.00	0.00
West San Bernardino County Water Dist.	80.09	3.65
Assessments Paid/Interest Earned	\$2,254,084.74	\$102,833.26

Pool Interest to be allocated:		
Total Interest Earned		#4501-121
Less SB222 Portion		
Delinquency Fees		
Interest Earned on Assm'ts	\$102,833.26	#4501-122
Pool funds available for distribution per Audit:	\$102,833.26	#3902-015

CHINO BASIN WATERMASTER
1989/90 APPROPRIATIVE POOL ASSESSMENTS

Rate per Acre Foot----->	-----Administrative Assessments-----			-----Replenishment Assessments-----			1988/89 Interest Credits	Total 1989/90 Assessments		
	Gross Administration Acre Feet	Agric.Pool Assessed @ Water Transfr	15% Gross Assessments Acre Feet	85% Net Assessments Assessment	100% Net Assessments Acre Feet	Assessment				
		\$0.48390	\$3.27076		\$3.49854	\$97.75000				
Chino Basin Mun Water Dist.	0.000	\$5.00	\$0.00	0.000		0.000	\$0.23	\$4.77		
City of Chino	8,032.800	3,887.07	6,011.65	8,032.800	\$28,103.07	696.206	971.20	105,084.73		
Cucamonga Co. Water Dist.	13,201.300	6,388.11	5,295.76	13,201.300	46,185.28	0.000	1,702.46	56,166.69		
Fontana Union Water Co.	10,745.100	5,199.55	9,359.30	10,745.100	37,592.16	0.000	1,472.37	50,678.64		
Jurupa Community Services	8,621.000	4,171.70	2,330.99	8,621.000	30,160.91	6,315.181	14,103.94	639,868.60		
Marygold Mutual Water Co.	104.600	50.62	958.82	0.000		0.000	6.61	1,002.83		
Monte Vista Water District	6,792.400	3,286.84	6,069.60	6,792.400	23,763.48	0.000	1,293.94	31,825.98		
Monte Vista Irrigation Co.	255.300	123.54	990.19	255.300	893.18	0.000	46.92	1,959.99		
M/W Co./Glen Avon Heights	775.900	375.46	684.71	775.900	2,714.52	0.000	137.42	3,637.27		
City of Norco	3,912.300	1,893.16	294.89	1,567.000	5,482.21	1,275.296	19,684.56	382,355.38		
City of Ontario	25,323.200	12,253.90	17,326.35	25,323.200	88,594.23	8,652.037	60,823.15	903,087.95		
City of Pomona	14,071.500	6,809.20	16,410.33	0.000		0.000	464.56	22,754.97		
San Antonio Water Co.	1,092.000	528.42	2,204.78	1,092.000	3,820.41	0.000	222.83	6,330.78		
S.B. Co. - Prado Tiro	0.700	5.00	0.00	0.000		0.000	7.55	77.95		
S.B. Co. Water Works #8	2,528.800	1,223.69	4,610.08	2,528.800	8,847.11	0.000	492.98	14,187.90		
Santa Ana River Water Co.	1,169.100	565.73	1,904.09	1,169.100	4,090.14	0.000	236.79	6,323.17		
Southern Calif. Water Co.	626.800	303.31	602.05	626.800	2,192.88	0.000	121.57	2,976.67		
City of Upland	2,787.800	1,349.02	4,173.45	2,787.800	9,753.23	0.000	1,040.53	14,235.17		
West End Consol. Water Co.	0.000	5.00	1,386.64	0.000	0.00	0.000	0.00	1,391.64		
West San Bernardino CWD	0.000	5.00	942.72	0.000	0.00	0.000	3.65	944.07		
Total Acre Feet	100,040.600			83,518.500		16,938.720				
Total Dollars		\$48,429.32	\$81,556.40		\$292,192.81	\$1,655,759.88		\$269,790.00	\$102,833.26	\$2,244,895.15

CHINO BASIN WATERMASTER
 1988/89 OVERLYING (NON-AGRICULTURAL) POOL PRODUCTION

Producer	Carry-Over	Share of Operating Safe Yield	1988/89 Production	Net Production	Carry-Over	Eligible for Local Storage	Carry-Over	Local Storage 7/01/89
	From 1987/88				To 1989/90		Local Storage and New Storage Acc'ts 7/01/88	
Ameron Steel	97.858	97.858	0.500		97.858	97.358	219.648	317.006 (1)
Conrock	317.844	317.844	0.000		317.844	317.844	3,178.440	3,496.284 (1)
Kaiser Steel Corporat:	2,930.274	2,930.274	885.700		2,930.274	2,044.574	14,548.466	16,593.040 (1)
Quaker Chemical Co.	0.000	0.000	0.400	0.400	0.000	0.000		0.000
San Bernardino, County of	73.610	133.870	246.600	39.120	0.000	0.000	118.120	118.120
Southern California Edison Co	982.499	982.499	426.800		982.499	555.699	1,308.093	1,863.792 (1)
Southern Service Company	18.789	18.789	24.800		12.778	0.000	9.190	9.190
Space Center-Mira Loma	104.121	104.121	133.600		74.642	0.000	195.210	195.210 (1)
Sunkist	1,873.402	1,873.402	1,510.300		1,873.402	363.102	4,119.718	4,482.820 (1)
Swan Lake	464.240	464.240	389.400		464.240	74.840	225.640	300.480
Union Carbide Corporation	427.446	427.446	0.000		427.446	427.446	2,205.768	2,633.214 (1)
West Venture Development	15.657	15.657	1.000		15.657	14.657		
Totals	7,305.740	7,366.000	3,619.100	39.520	7,196.640	3,895.520	26,128.293	30,009.156

(1) Producers with two local storage agreements.

CHINO BASIN WATERMASTER
1989/90 OVERLYING (NON-AGRICULTURAL) POOL ASSESSMENTS

Producer	Gross Administrative Assessments		Net Replenishment Assessments		Total 1989/90 Assessment
	1988/89 Production	Assessment per Acre Foot \$5.00	Acre Feet Exceeding Safe Yield	Assessment per Acre Foot \$115.00	
Ameron Steel	0.500	\$5.00			\$5.00
Conrock	0.000	5.00			5.00
Kaiser Steel Corporation	885.700	5.00			5.00
Quaker Chemical Co.	0.400	5.00	0.400	\$46.00	51.00
San Bernardino, County of	246.600	5.00	39.120	\$4,498.80	4,503.80
Southern California Edison Co	426.800	5.00			5.00
Southern Service Company	24.800	5.00			5.00
Space Center-Mira Loma	133.600	5.00			5.00
Sunkist	1,510.300	5.00			5.00
Swan Lake	389.400	5.00			5.00
Union Carbide Corporation	0.000	5.00			5.00
West Venture Developmen	1.000	5.00			5.00
Totals	3,619.100	\$60.00	39.520	\$4,544.80	\$4,604.80

EXHIBIT "A"
RESOLUTION 89-4

SUMMARY

OF

ASSESSMENTS PER ACRE FOOT
FISCAL YEAR 1989-90
PRODUCTION YEAR 1988-89

1.	OVERLYING (NON-AGRICULTURAL) POOL	
a.	1989-90 Administrative Budget	\$5.00/Producer
b.	Replenishment	\$115.000
2.	APPROPRIATIVE POOL	
a.	Administration	
1.	1989-90 Administrative Budget	\$.4839/AF (Production) or \$5.00/Producer
2.	1986-87 Water Transfers	\$3.27076/AF (Transferred)
b.	Net Replenishment	
MWD		\$115.00
c.	15/85	
Gross		\$3.49850
Net		\$97.7500

NOTE: The replenishment assessments per acre feet do not include a spreading cost.

RESOLUTION 89-4

A RESOLUTION OF THE CHINO BASIN WATERMASTER
LEVYING REPLENISHMENT AND ADMINISTRATIVE
ASSESSMENTS FOR FISCAL YEAR 1989-90

WHEREAS, the Chino Basin Watermaster was appointed on January 27, 1978, under Case No. 164327 entitled Chino Basin Municipal Water District v. City of Chino, et al., with powers to levy and collect administrative and replenishment assessments necessary to maintain water levels and to cover the cost of administration of the Chino Basin Groundwater Basin Management Plan; and


WHEREAS, the Chino Basin Watermaster has approved an administrative budget as recommended by the Watermaster Advisory Committee for Fiscal Year 1988-89 in the amount of \$173,175 to carry out the necessary functions contained in the Judgment; and

WHEREAS, the parties named in this Judgment have pumped 19,324.240 acre feet of water in excess of the operating safe yield which is required to be replaced with imported water at the expense of the parties in accordance with the assessment formulas for each of the three pools.


NOW, THEREFORE, BE IT RESOLVED that the Chino Basin Watermaster levies the respective assessments for each pool as recommended by the Watermaster Advisory Committee as shown on Exhibit "A" attached hereto.

BE IT FURTHER RESOLVED, that each party will have thirty (30) days to remit payment for assessments due from date of notice. After this date, interest will accrue as provided for in Section 55(c) of the Judgment.

THE FOREGOING RESOLUTION was approved and signed by me this 6th day of December, 1989


Dwight F. French, Chairman Of The
Chino Basin Watermaster

ATTEST:


Joan L. Anderson, Secretary
Of The Chino Basin Watermaster

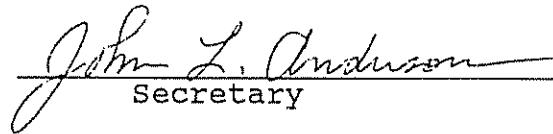
STATE OF CALIFORNIA)
) ss.
COUNTY OF SAN BERNARDINO)

I, John L. Anderson, Secretary of the Chino Basin Watermaster, DO HEREBY CERTIFY that the foregoing Resolution being Number 89-4, was adopted at a regular meeting of said Watermaster by the following vote:

AYES: Directors French, Borba, Anderson, Girard and Dunihue

NOES: None

ABSENT: None


Secretary