

CHINA WATERMASTER
1991/1992 ADMINISTRATIVE ASSESSMENTS

	APPROPRIATIVE POOL		AGRICULTURAL POOL		NON-AGRICULTURAL POOL		SB222 FUNDS	
	TOTALS	AMOUNT	RATIOS & RATE	AMOUNT	RATIOS & RATES	AMOUNT		RATIOS & RATES
1989/90 Production in Acre Feet & Exchanges	170,996.9	117,721.0	75.910%	48,419.7	31.222%	4,856.2	3.131%	N/A
1990/91 Production & HND Exchanges in Acre Feet	155,000.1	101,587.4	65.506%	48,085.3	31.007%	5,407.4	3.487%	N/A
1991/1992 ADMINISTRATIVE BUDGET								
GENERAL ADMINISTRATION:								
Joint Watermaster-Advisory Comm. (1)	\$74,800	\$48,998		\$23,193		\$2,608		
Pool Administration	23,970	11,025		9,600		3,345		
Total Administrative Budgets	98,770	60,023	\$0.5909	32,793	\$0.6820	5,953	\$1.1009	
SPECIAL PROJECTS:								
Meter Installation (1)	2,500	1,638		775		87		
Groundwater Monitoring Program	19,275	0		0		0		19,275
Meter Testing Program	28,460	1,495		25,600		1,365		
Safe Yield Study	1,500	0		0		0		1,500
Socio-Economic Study	61,600	40,352		19,100		2,148		
Chino Basin Groundwater Task Force (2)	29,795	8,064		21,303		428		
Total Special Projects	143,130	51,549	0.5074	66,778	1.3888	4,028	0.7449	20,775
1991/1992 TOTAL ADMINISTRATIVE BUDGET								
25% Operating Reserve	55,281	27,893	0.2746	24,893	0.5177	2,495	0.4615	0
Less: 89/90 Interest Revenue @ 7.5%								
SB222 Funds (3)	(6,000)	(4)	0.0000	(3,207)	(0.0667)	(277)	(0.0512)	
Pool Reserves	(550)	(4)	0.0000	0	0.0000	(550)	(0.1017)	
1991/1992 CASH DEMAND	290,631	139,465	1.3729	121,258	2.5217	11,650	2.1545	20,775
Funds on Hand for Admin. Assts 7/1/91		(128,789)	(1.2678)	0	0.0000	(10,979)	(2.0304)	(141,751) ¹⁹⁹⁰
CASH DEFICIT (EXCESS) AT END OF FISCAL YEAR 1991/1992		\$10,676	\$0.1051	\$121,258	\$2.5217	\$671	\$0.1241	(\$120,976)
RECOMMENDED ASSESSMENTS FOR 1991/1992								
General Administration Assessments	Per Acre Foot		\$0.1051		\$0.0000	Per Producer	\$5.0000	
Minimum Assessments	Per Producer		5.0000		0.0000		5.0000	
Water Transfer Costs (Revenues) (5, Pg. 2)	Per Acre Foot		\$3.52700		See Note 5			
			41.94%		53.45%		4.61%	

* See notes (1) thru (5) page 2.

CHINO BASIN WATERMA...
 APPROPRIATIVE P...
 1991/92 AGRICULTURAL POOL TRANSFERS

14th annual report

ACRE FEET TO BE TRANSFERRED 34,380.300

Appropriative Pool Name	Appropriative Right (Acre Feet)	Initial Operating Safe Yield (Acre Feet)	-----Agricultural Pool Water Transfers-----					1990/91 Operating Safe Yield (Acre Feet)	
			Percents of Operating Safe Yield (Percentages)	Land Use Conversions < 50% (Acre Feet)	Remaining 50% (Acre Feet)	Balance Available (Acre Feet)	Total Transferred (Acre Feet)		Assessments @ \$3.52700 per Acre Foot (See Note 4)
Chino Basin Mun. Water Dist.	0.000	0.000	0.000%	0.000	0.000	0.000	0.000	\$0.00	0.000
City of Chino	5,271.700	3,670.067	6.693%	196.235	27.149	2,246.792	2,470.176	8,712.31	6,140.243
Cucamonga Co. Water Dist.	5,199.000	3,619.454	6.601%		26.775	2,215.807	2,242.582	7,909.59	5,862.036
Fontana Union Water Co.	9,188.300	6,396.736	11.666%		47.320	3,916.042	3,963.362	13,978.78	10,360.098
Fontana Water Co.	0.000	0.000	0.000%		0.000	0.000	0.000	0.00	0.000
Jurupa Community Services	2,288.400	1,593.144	2.905%		11.785	975.313	987.098	3,481.49	2,580.242
Marygold Mutual Water Co.	941.300	655.317	1.195%		4.848	401.181	406.029	1,432.06	1,061.346
Monte Vista Water District	5,958.700	4,140.344	7.565%		30.687	2,539.590	2,570.277	9,065.37	6,718.621
Monte Vista Irrigation Co.	972.100	676.759	1.234%		5.006	414.308	419.314	1,478.92	1,096.073
M/W Co./Glen Avon Heights	672.200	467.974	0.853%		3.462	286.491	289.953	1,022.66	757.927
City of Norco	289.500	201.545	0.360%		1.491	123.385	124.876	440.44	326.421
City of Ontario	16,337.400	11,373.816	20.742%	209.400	84.138	6,962.979	7,256.517	25,593.74	18,630.333
City of Pomona	16,110.500	11,215.852	20.454%		82.969	6,866.274	6,949.243	24,509.98	18,165.095
San Antonio Water Co.	2,164.500	1,506.888	2.748%		11.147	922.507	933.654	3,293.00	2,440.542
S.B. Co. (Prado Viro)	0.000	0.000	0.000%		0.000	0.000	0.000	0.00	0.000
S.B. Co. Water Works #8	4,525.900	3,150.822	5.746%		23.308	1,928.913	1,952.221	6,885.48	5,103.043
Santa Ana River Water Co.	1,869.300	1,301.374	2.373%		9.627	796.693	806.320	2,843.89	2,107.694
Southern California Water Co.	697.900	411.476	0.750%		3.044	251.903	254.947	899.20	666.423
City of Upland	4,097.200	2,852.401	5.202%		21.101	1,746.222	1,767.323	6,233.35	4,619.724
West End Consol. Wat	1,361.300	947.714	1.720%		7.011	580.185	587.196	2,071.04	1,534.910
West San Bernardino Co.	925.500	644.317	1.175%		4.766	394.447	399.213	1,408.02	1,043.530
Los Serranos Country Club	0.000	0.000	0.000%		0.000	0.000	0.000	0.00	0.000
Totals	78,870.700	54,834.000	1.000%	405.635	405.634	33,569.032	34,380.301	121,259.320	89,214.301

Notes from page 1.

- (1) Total Costs have been allocated to Pools by actual 90/91 production percentages.
- (2) Includes \$17,520 Ag Pool Special Assessment For Chino Basin Water Resource Study For Fiscal Year 91/92.
- (3) SB222 Interest allocation based on total SB222 assessments paid.
- (4) Applied to 90/91 Replenishment Assessments.
- (5) Appropriative Pool members have agreed to assume the Overlying (Agricultural) Pool's 1990/91 administrative assessments in exchange for unpumped Agri. water transferred to the Approp. Pool following the 1989/90 production year. (Per Minute action by the Approp. Pool at their meeting of June 7, 1988.) Costs have been allocated to each Approp. Pool member based on its share of Initial Operating Safe Yield.

CHINO BASIN WATERMASTER
1990/91 APPROPRIATE WATER PRODUCTION

Producer	Carry over	Initial Share of Safe Yield	Storage	Agricultural Pool Transfers	1990/91	Net Over-Production 15%/85%	1990/91	Under Production Balances			
	From 89/90 Production		Transfer or Leased Rights To/(From)		Production & MWD Exchanges			Total Under- Produced	-----Applications----- Carry Over for 91/92	Eligible for Local Storage Agreements	Amount in Storage 07/01/90
Chino Basin M.W.D.	0.000	0.000		0.000	0.000	0.000	0.000	0.000	0.000	0.000	0.000
City of Chino (1)*	0.000	3,670.067	363.790	2,470.176	8,893.200	2,389.167	0.000	0.000	0.000	0.000	75.327
Cucamonga CWD (2)	3,619.454	3,619.454	18,258.217	2,242.582	15,067.900	0.000	12,671.807	3,619.454	9,052.353		33,340.469
Fontana Union Co. (2,8,9,10)	0.000	6,396.736	(6,396.736)	0.000	13,746.300	13,746.300	0.000	0.000	0.000	0.000	0.000
Fontana Water Company(8)	0.000	0.000	3,645.215	0.000	1,406.900	0.000	2,238.315	0.000	2,238.315		0.000
Jurupa Community Svc (7)	0.000	1,593.144	1,800.000	987.098	10,290.500	5,910.258	0.000	0.000	0.000	0.000	0.000
Marygold M/W Co.	655.317	655.317		406.029	291.800	0.000	0.000	1,424.863	655.317	769.546	1,179.867
Monte Vista WD (3)*	2,333.961	4,148.344	675.610	1,570.277	5,250.800	0.000	4,477.392	4,148.344	329.048		0.000
Monte Vista Irrigation Co.	676.759	676.759		419.314	309.800	0.000	1,463.032	676.759	786.273		1,318.760
M/W Co./Glen Avon He	467.974	467.974		289.953	706.500	0.000	519.401	467.974	51.427		56.777
City of Horco (4)*	0.000	201.545		124.876	3,793.200	1,240.579	2,226.200	0.000	0.000	0.000	0.000
City of Ontario (5)*	0.000	11,373.816		7,256.517	24,785.500	6,155.167	0.000	0.000	0.000	0.000	10,000.000
City of Pomona	11,215.852	11,215.852		6,949.243	8,700.900	0.000	0.000	20,680.047	11,215.852	9,464.195	30,067.529
San Antonio Water Co.	1,506.888	1,506.888		933.654	453.300	0.000	3,494.130	1,506.888	1,987.242		10,044.469
S. B. Co. (Prado Fire)	0.000	0.000		0.000	0.900	0.000	0.900	0.000	0.000	0.000	0.000
S. B. Co. Water Works #8 (6)*	3,150.822	3,150.822	(1,039.400)	1,952.221	3,700.900	0.000	3,513.565	3,150.822	362.743		14,810.633
Santa Ana River Water Co. (7)*	976.793	1,301.374	(1,800.000)	806.320	313.300	0.000	971.187	971.187	0.000		271.977
Southern Cal. Water Co.	411.476	411.476		254.947	585.300	0.000	492.599	411.476	81.123		168.927
City of Upland	2,852.401	2,852.401		1,767.323	3,145.100	0.000	4,327.025	2,852.401	1,474.624		4,486.054
West End Consol. Water Co.	947.714	947.714		587.196	0.000	0.000	2,482.624	947.714	1,534.910		7,699.374
West San Bernardino CWD	644.317	644.317		399.213	0.000	0.000	0.000	1,687.847	644.317	1,043.530	452.788
Los Serranos Country Club	0.000	0.000		0.000	145.300	0.000	145.300	0.000	0.000	0.000	0.000
Metro.W.D. So.Ca. (2,5)	0.000	0.000	14,929.100	0.000	0.000	0.000	0.000	14,929.100	0.000	14,929.100	30,475.900
Totals	29,459.728	54,834.000	30,435.796	30,416.939	101,587.400	29,441.471	2,372.400	75,372.934	31,268.505	44,104.429	144,448.851

* SEE NOTES ON NEXT PAGE.

CHINO BASIN WATERMASTER
1990/1991 ASSESSMENTS

* Notes from previous page.

- (1) City Of Chino received 363.790 Ac.Ft. as a permanant assignment/transfer from Bernardino CO. WW #8.
- (2) Cucamonga Co. Water District leased 6900.217AF from Fontana Union Water Co., transferred 11,350 Ac.Ft. from local storage account, and exchanged 11,350 Ac.Ft. with NWD.
- (3) Monte Vista Water District received 675.610 acre feet as a permanent transfer/assignment from San Bernardino Co. WW #8
- (4) City of Norco's maximum export right under the 15%/85% formula.... 1,567.000
 Net Over-Production under the 15%/85% formula = 1,567.000 - 201.545 - lease rights - Agri. Pool transfers = 1,240.579 Ac. Ft. ✓
 All Norco Production exceeding 1,567 acre feet falls under the 100% Net formula..... = 2,226.200 Ac. Ft.
- (5) The City Of Ontario exchanged 3579.1 Ac.Ft. with NWD.
- (6) San Bernardino CO. WW #8 made a permanent assignment/ transfer of 363.790 Ac. ft. to the City Of Chino, and 675.610 Ac.Ft. to Monte Vista Water District.
- (7) Santa Ana River Water Co. leased 1800.0 Ac. Ft. to Jurupa Com. Service District.
- (8) Fontana Water Co. leased 3645.215 Ac. Ft. from Fontana Union Water Co.
- (9) Fontana Union Water Co. transferred 4156.696 AF Agr. Pool water from 89/90 to 90/91 production year.
- (10) Fontana Union Water Co. leased all their Agricultural Pool transfer water to Cucamonga County Water District for use during production year 1991/92.

CHINO BASIN WATER MASTER
ADOPTED ASSESSM. 1990/91
SPREADING COSTS

Location	Actuals 1989/90			Actuals 1990/91			Projected 1991/1992		
	Acre Feet	Cost	Average Cost/AF	Acre Feet	Cost	Average Cost/AF	Acre Feet	Cost	Average Cost/AF
A. UPPER BASINS	0.0			3,793.4			5,000.0		
1. MWD Temporary Use Fee		\$0	\$1.00		\$3,793	\$1.00		\$5,000	\$1.00
2. Basin Maintenance		0			0			0	
B. MONTCLAIR BASINS	0.0			0.0			8,000.0		
1. OCWD/OC-S Use Fee		0	0.00		0	2.00		\$16,000	\$2.00
2. Basin Repairs									
Basin #1		0			0			0	
Basin #2		0			0			0	
Basin #3		0			0			0	
Basin #4		0			0			0	
3. Meter Maintenance		0	0.00		0	0.00	0	0	0.00
C. ALL BASINS	0.0			3,793.4			13,000.0		
1. SBCPCD Monitoring		0	0.00		0	0.00		13,000	1.00
2. Cyclic Water Del. Cost	0.0	0	0.00	0.0	0	0.00	0.0	0	0.00
TOTAL COSTS	0.0	\$0	\$0.00	3,793.4	\$3,793	\$1.00	13,000.0	\$34,000	\$2.62

	Totals	Cyclic Storage	Replenishment Water	Totals	Cyclic Storage	Replenishment Water	Totals	Cyclic Storage	Replenishment Water	Rates for Acre Foot
COST ALLOCATIONS										
Fl. on Acre Feet	0.0	0.000	0.000	3,793.4	3,290.700	502.700	31,814.9	0.0	31,814.9	
Costs										
Spreading Costs	\$0	\$0	\$0	\$3,975	\$3,975	\$3,975	\$34,000	\$0	\$34,000	\$0.00 See note (1)
Water Purchases			3,120,337			361,977			4,135,933	\$130.00
Replenishment Assessments			(2,222,287)			(3,567,000)			(4,217,061)	\$130.00
Interest Revenue			(69,697)			(10,298)			(950)	
July 1 Replenishment Balance			(1,147,825)			(319,472)			(3,530,818)	
June 30 Replenishment Balance			(\$319,472)			(\$3,530,818)			(\$3,578,896)	

1991/1992 REPLENISHMENT ASSESSMENTS

WATER REPLENISHMENT OBLIGATIONS FOR PRODUCTION IN EXCESS OF SAFE YIELD:

Appropriative Pool Replenishment Obligation	31,813.871
Non-Agricultural Pool Replenishment Obligation	1.000
TOTAL ACRE FEET TO BE REPLENISHED	31,814.871

COST OF REPLENISHMENT WATER PER ACRE FOOT:

Metropolitan Water District Replenishment Water Rate	\$130.00
Projected Water Spreading Cost	2.55
TOTAL	\$132.55

APPROPRIATIVE POOL

	-----15%/85% GROUP ASSESSMENTS-----		100%	TOTAL REPLENISHMENT ASSESSMENTS
	Gross	Net	GROSS	
Total	15%	85%	ASSESSMENTS	
Non-Agricultural Pool Gross Production			1.000	
Total Appropriative Pool Production in Acre Feet	101,587.400			
Acre Feet Produced in Excess of Safe Yield		29,441.471		
Less Production by 100% Net Producers				
Chino Basin Municipal Water District	0.000		0.000	
City of Pomona	8,700.900			
Marygold Mutual Water Company	291.800			
San Bernardino Co. - Prado Fire	0.900		0.900	
City of Norco Exceeding Export Right	2,226.200		2,226.200	
Los Serranos	145.300		145.300	
15%/85% Group Production	90,222.300	29,441.471	2,373.400	
Less Prepaid Gross Assessments	0.000	0.000	0.000	
Acre Feet to be Assessed	90,222.300	29,441.471	2,373.400	31,814.871

REPLENISHMENT ASSESSMENTS:

29,441.471 @ \$132.55 per Acre Foot	\$3,902,466.98	\$585,370.05	\$3,317,096.93	\$314,594.17	
Less Prepaid Gross Assessments	0.00	0.00			
Total Assessments	\$3,902,466.98	585,370.05	3,317,096.93	314,594.17	\$4,217,061.15
ASSESSMENTS PER ACRE FOOT	\$6.48809	\$112.6675	\$132.5500		

CHINO BASIN WATERMASTER
 A. IRRIGATIVE POOL
 DISTRIBUTION OF INTEREST TO POOL MEMBERS

Producer	1990/91 Paid Assessments	Interest Earned on Assessments
Chino Basin Mun. Water District	\$4.85	\$0.26
City of Chino	306,813.45	16,555.24
Cucamonga County Water District	113,457.43	6,122.01
Fontana Union Water Co.	0.00	0.00
Fontana Water Co.	0.00	0.00
Jurupa Community Services	878,939.41	47,426.39
Marygold Mutual Water Co.	1,010.36	54.52
Monte Vista Water District	42,708.08	2,304.47
Monte Vista Irrigation Co.	2,332.19	125.84
Mutual Water Co. of Glen Avon Heights	4,589.60	247.65
City of Norco	454,632.37	24,531.35
City of Ontario	1,061,239.74	57,263.07
City of Pomona	22,305.36	1,203.57
San Antonio Water Co.	5,664.12	305.63
San Bernardino County (Beardo-Firo)	49.62	2.68
San Bernardino County Works #8	17,854.52	963.41
Santa Ana River Water Co.	4,256.62	229.68
Southern California Water Co.	3,228.82	174.22
City of Upland	16,707.32	901.50
West End Consolidated Water Co.	1,383.73	74.66
West San Bernardino County Water Dist.	942.41	50.85
Los Serranos Country Club	0.00	0.00
Assessments Paid/Interest Earned	\$2,938,120.00	\$158,537.00

Pool Interest to be allocated:		
Total Interest Earned		#4501-121
Less SB222 Portion		
Delinquency Fees		
Interest Earned on Assm'ts	\$158,537.00	#4501-122
Pool funds available for distribution per Audit:	\$158,537.00	#3902-015

CHINA BASIN WATERMASTER
1991/1992 IRRIGATION POOL ASSESSMENTS

	-----Administrative Assessments-----			-----Replenishment Assessments-----			1990/91 Interest Credits	Total 1991/1992 Assessments			
	Gross Administration Acre Feet	Agric.Pool Assessed @ Water Transfr	15% Gross Assessments Acre Feet	85% Net Assessments Acre Feet	100% Net Assessments Acre Feet	Assessment					
Rate per Acre Foot----->		\$0.10510	\$3.52700		\$6.48809	\$112.66750	\$132.550				
Chino Basin Mun Water Dist.	0.000	\$5.00	\$0.00	0.000	0.000	0.000	\$0.00	(\$0.26)	\$4.74		
City of Chino	8,893.200	934.68	8,712.31	8,893.200	\$57,699.88	2,389.167	\$269,181.47	(\$16,555.24)	\$319,973.10		
Cucamonga Co. Water D.	15,067.900	1,583.64	7,909.59	15,067.900	97,761.89	0.000	\$0.00	(\$6,122.01)	\$101,133.11		
Fontana Union Water C	13,746.300	1,444.74	13,978.78	13,746.300	89,187.23	13,746.300	\$1,548,761.26	\$0.00	\$1,653,372.01		
Fontana Water Co.	1,406.900	147.87	0.00	1,406.900	9,128.09	0.000	\$0.00	\$0.00	\$9,275.96		
Jurupa Community Services	10,290.500	1,081.53	3,481.49	10,290.500	66,765.69	5,910.258	\$665,893.99	(\$47,426.39)	\$689,796.31		
Marygold Mutual Water Co.	291.800	30.67	1,432.06	0.000	0.00	0.000	\$0.00	(\$54.52)	\$1,408.21		
Monte Vista Water District	5,250.800	551.86	9,065.37	5,250.800	34,067.66	0.000	\$0.00	(\$2,304.47)	\$41,380.42		
Monte Vista Irrigation Co.	309.800	32.56	1,478.92	309.800	2,010.01	0.000	\$0.00	(\$125.84)	\$3,395.65		
M/W Co./Glen Avon Heights	706.500	74.25	1,022.66	706.500	4,583.84	0.000	\$0.00	(\$247.65)	\$5,433.10		
City of Norco	3,793.200	\$398.67	440.44	1,567.000	10,166.84	1,240.579	\$139,772.93	2,226.200	295,082.81	(\$24,531.35)	\$421,330.34
City of Ontario	24,785.500	2,604.96	25,593.74	24,785.500	160,810.55	6,155.167	\$693,487.28	(\$57,263.07)	\$825,233.46		
City of Pomona	8,700.900	914.46	24,509.98	0.000	0.000	0.000	\$0.00	(\$1,203.57)	\$24,220.87		
San Antonio Water Co.	453.300	47.64	3,293.00	453.300	2,941.05	0.000	\$0.00	(\$305.63)	\$5,976.06		
S.B. Co. - Prado Firo	0.900	5.00	0.00	0.000	0.000	0.000	\$0.00	0.900	119.30	(\$2.68)	\$121.62
S.B. Co. Water Works #8	3,700.900	388.96	6,885.48	3,700.900	24,011.77	0.000	\$0.00	(\$963.41)	\$30,322.80		
Santa Ana River Water Co.	313.300	32.93	2,843.89	313.300	2,032.72	0.000	\$0.00	(\$229.68)	\$4,679.86		
Southern Calif. Water Co.	585.300	61.52	899.20	585.300	3,797.48	0.000	\$0.00	(\$174.22)	\$4,583.98		
City of Upland	3,145.100	330.55	6,233.35	3,145.100	20,405.69	0.000	\$0.00	(\$901.50)	\$26,068.09		
West End Consol. Water Co.	0.000	5.00	2,071.04	0.000	0.00	0.000	\$0.00	(\$74.66)	\$2,001.38		
West San Bernardino CWD	0.000	5.00	1,408.02	0.000	0.00	0.000	\$0.00	(\$50.85)	\$1,362.17		
Los Serranos Country Club	145.300	15.27	0.00	0.000	0.00	0.000	\$0.00	145.300	19,259.52	\$0.00	\$19,274.79
Total Acre Feet	101,587.400			90,222.300		29,441.471		2,372.400			
Total Dollars		\$10,696.76	\$121,259.32		\$585,370.39		\$3,317,096.93		\$314,461.63	(\$158,537.00)	\$4,190,348.03

CHINO BASIN WATERMAS^{***}
 1990/91 OVERLYING (NON-AGRICULTURAL) PRODUCTION

Producer	Carry-Over From 1989/90	Share of Operating Safe Yield	1990/91 Production	Net Production	Carry-Over To 1991/1992	Carry-Over Local Storage and New Storage Acc'ts		Local Storage 7/01/91
						Eligible for Local Storage	7/01/90	
Ameron Steel	97.858	99.424	2.000	0.000	99.424	95.858	414.064	509.922 (1)
Conrock	317.844	319.410	0.000	0.000	319.410	317.844	3,814.128	4,131.972 (1)
Kaiser Steel Corporation	2,930.774	2,931.839	2,104.300	0.000	2,931.839	825.974	17,962.714	18,788.688 (1)
Quaker Chemical Co.	0.000	0.000	1.000	1.000	0.000	0.000	0.000	0.000
San Bernardino, County of	2.870	135.436	111.700	0.000	26.606	0.000	118.120	118.120
Southern California Edison Co	884.698	984.064	1,542.200	0.000	326.562	0.000	1,863.792	1,863.792 (1)
Southern Service Company	6.167	20.355	22.000	0.000	4.522	0.000	9.190	9.190
Space Center-Hira Loma	93.063	105.687	81.400	0.000	105.687	11.663	195.210	206.873 (1)
Sunkist	1,873.402	1,874.967	1,087.100	0.000	1,874.967	786.302	4,755.522	5,541.824 (1)
Swan Lake	464.240	465.806	455.700	0.000	465.806	8.540	393.620	402.160
Union Carbide Corporation	427.446	429.012	0.000	0.000	429.012	427.446	3,060.660	3,488.106 (1)
West Venture Development (2)*	0.000	0.000	0.000	0.000	0.000	0.000	0.000	0.000
Totals	7,097.862	7,366.000	5,407.400	1.000	6,583.835	2,473.627	32,587.020	35,060.647

(1) Producers with two local storage agreements.

(2) West Venture Development (AKA Red Star Fertilizer) is out of business. The well is abandon and has been removed. Their Safe Yield allocation has been equally distributed among the remaining Pool Members.

CHINO BASIN WATERWAYS
1991/1992 OVERLYING (NON-AGRICULTURAL) ASSESSMENTS

Producer	Gross Administrative Assessments		Net Replenishment Assessments		Total 1991/1992 Assessment
	1990/91 Production	Assessment per Acre Foot \$0.12	Acre Feet Exceeding Safe Yield	Assessment per Acre Foot \$132.55	
Ameron Steel	2.000	5.00			\$5.00
Conrock	0.000	5.00			5.00
Kaiser Steel Corpora	2,104.300	261.14			261.14
Quaker Chemical Co.	1.000	5.00	1.000	\$132.55	137.55
San Bernardino, County of	111.700	13.86	0.000	\$0.00	13.86
Southern California Edison Co	1,542.200	191.39			191.39
Southern Service Company	22.000	5.00			5.00
Space Center-Mira Loma	81.400	10.10			10.10
Sunkist	1,087.100	134.91			134.91
Swan Lake	455.700	56.55			56.55
Union Carbide Corporation	0.000	5.00			5.00
West Venture Development	0.000	0.00			0.00
Totals	5,407.400	\$692.95	1.000	\$132.55	\$825.50

RESOLUTION 92-3

A RESOLUTION OF THE CHINO BASIN WATERMASTER
LEVYING REPLENISHMENT AND ADMINISTRATIVE
ASSESSMENTS FOR FISCAL YEAR 1991-1992

WHEREAS, the Chino Basin Watermaster was appointed on January 27, 1978, under Case No. 51010 (formerly Case No. 164327) entitled Chino Basin Municipal Water District v. City of Chino, et al., with powers to levy and collect administrative and replenishment assessments necessary to maintain water levels and to cover the cost of administration of the Chino Basin Groundwater Basin Management Plan; and

WHEREAS, the Chino Basin Watermaster has approved an administrative budget as recommended by the Watermaster Advisory Committee for Fiscal Year 1991/92 in the amount of \$241,900.00 to carry out the necessary functions contained in the Judgment; and


WHEREAS, the parties named in this Judgment have pumped 31,814.871 acre feet of water in excess of the operating safe yield which is required to be replaced with imported water at the expense of the parties in accordance with the assessment formulas for each of the three pools.

NOW, THEREFORE, BE IT RESOLVED that the Chino Basin Watermaster levies the respective assessments for each pool as recommended by the Watermaster Advisory Committee as shown on Exhibit "A" attached hereto.

BE IT FURTHER RESOLVED, that each party will have thirty (30) days to remit payment for assessments due from date of notice. After this date, interest will accrue as provided for in Section 55(c) of the Judgment.

BE IT FURTHER RESOLVED, that upon adoption of this Resolution, Resolution No. 91-1 is hereby rescinded in its entirety.

THE FOREGOING RESOLUTION was approved and signed by me this 5th day of February, 1992.


Dwight F. French, Chairman of
the Chino Basin Watermaster

ATTEST:

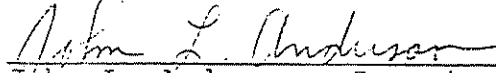

John L. Anderson, Secretary
of the Chino Basin Watermaster

EXHIBIT "A"
RESOLUTION 92-3

SUMMARY
OF
ASSESSMENTS PER ACRE FOOT
FISCAL YEAR 1991-1992
PRODUCTION YEAR 1990-1991

1.	OVERLYING (NON-AGRICULTURAL) POOL		
a.	1990-1991 Administrative Budget		\$5.00/Producer
b.	Replenishment		\$132.55
2.	APPROPRIATIVE POOL		
a.	Administration		
	1. 1990-1991 Administrative Budget		\$0.1051/AF/Production
	2. 1989-1990 Water Transfers		\$3.52700/AF Transferred
b.	Net Replenishment		
	MWD		\$132.550
c.	15/85		
	Gross		\$6.48809
	Net		\$112.66750

NOTE: All replenishment assessments include \$2.55 per acre foot spreading cost


STATE OF CALIFORNIA)
) SS.
COUNTY OF SAN BERNARDINO)

I, John L. Anderson, Secretary of the Chino Basin Watermaster, DO HEREBY CERTIFY that the foregoing Resolution being Number 92-3 was adopted at a regular meeting of said Watermaster by the following vote:

AYES: Directors Hill, French, Anderson and Dunihue

NOES: None

ABSENT: Director Borba


Secretary