

CHINO BASIN WATERMASTER  
1992/1993 ADMINISTRATIVE ASSESSMENTS

	TOTALS	APPROPRIATIVE POOL		AGRICULTURAL POOL		NON-AGRICULTURAL PO		SB222 FUNDS
		Amount	Ratios & Rat (\$/Acre Ft)	Amount	Ratios & Rates (\$/Acre Ft)	Amount	Ratios & Rates (\$/Acre Ft)	
1990/91 Production in Acre Feet & Exchanges	155,080.1	101,587.4	65.506%	48,085.3	31.007%	5,407.4	3.487%	N/A
1991/92 Production & MWD Exchange in Acre Feet	154,105.9	104,183.9	67.605%	44,681.8	28.994%	5,240.2	3.400%	N/A
<b>1992/1993 ADMINISTRATIVE BUDGET</b>								
<b>GENERAL ADMINISTRATION:</b>								
Joint Watermaster-Advisory Comm.(1)	\$327,544	\$221,436		\$94,968		\$11,136		
Pool Administration	19,493	8,762		8,231		2,500		
<b>Total Administrative Budgets</b>	<b>\$347,037</b>	<b>\$230,198</b>	<b>\$2.2095</b>	<b>103,199</b>	<b>\$2.3096</b>	<b>\$13,636</b>	<b>\$2.6022</b>	
<b>SPECIAL PROJECTS:</b>								
Meter Installation (1)	4,454	3,011		1,291		\$151		
Meter Testing Program - General (1)	32,992	21,839		10,090		\$1,063		
Meter Testing Program - Pool Specific	39,157	5,535		30,103		\$3,519		
PC Data Base & Billing (1)	109,404	72,419		33,459		\$3,526		
Conjunctive Use & Water Quality Study (1)	26,638	17,633		8,147		\$859		
Chino Basin Water Resource Study (2)	10,557	1,128		9,369		\$60		
<b>Total Special Projects</b>	<b>\$223,202</b>	<b>\$121,565</b>	<b>\$1.1668</b>	<b>\$92,459</b>	<b>\$2.0693</b>	<b>\$9,178</b>	<b>\$1.7515</b>	<b>0</b>
<b>1992/1993 TOTAL ADMINISTRATIVE BUDGET</b>	<b>570,239</b>	<b>351,763</b>	<b>3.3764</b>	<b>195,658</b>	<b>4.3789</b>	<b>\$22,814</b>	<b>4.3537</b>	<b>0</b>
25% Operating Reserve	142,559	87,941	0.8441	48,915	1.0947	5,704	1.0884	0
Less: 90/91 Interest Revenue @ 3.5%								
SB222 Funds (3)	(1,000)	(4)	0.0000	(535)	(0.0120)	(46)	(0.0088)	
Pool Reserves	(400)	(4)	0.0000	0	0.0000	(400)	(0.0763)	
<b>1992/1993 CASH DEMAND</b>	<b>\$711,398</b>	<b>439,704</b>	<b>\$4.2205</b>	<b>244,038</b>	<b>\$5.4616</b>	<b>28,072</b>	<b>\$5.3570</b>	<b>0</b>
Funds on Hand for Admin. Assts 7/1/92		(84,933)	(0.8152)	0	0.0000	(6,748)	(1.2877)	(33,360)
<b>CASH DEFICIT (EXCESS) AT END OF FISCAL YEAR</b>		<b>\$354,771</b>	<b>\$3.4053</b>	<b>\$244,038</b>	<b>\$5.4616</b>	<b>\$21,324</b>	<b>\$4.0693</b>	<b>(\$33,360)</b>
<b>RECOMMENDED ASSESSMENTS FOR</b>								
General Administration Assessments			\$3.4052		\$0.0000	Per Producer	\$4.0693	
Minimum Assessments			5.0000		0.0000		5.0000	
Water Transfer Costs (Revenues) (5, Pg. 2)				\$7.02980	(See Note 5)			
* See notes (1) thru (5) on Page 2.			41.94%		53.45%		4.61%	

**CHINO BASIN WATERMASTER  
1991/92 APPROPRIATIVE POOL PRODUCTION**

PRODUCER	<i>XZHCARZY</i> Carry over	Initial Share of Safe Yield	Storage	<i>xzhycDTC</i> Agricultural	1991/92 Production	MWD * Exchanges	Net Over-Production 15%/85%	100%	1991/92	Under Production Balances	
	From 90/91 Production		Transfer or Leased Rights To/(From)	Pool Transfers					Total Under- Produced	Applications Carry Over for 92/93 Production	Eligible for Local Storage Agreements
Chino Basin M.W.D.	0.000	0.000		0.000	3.400	0.000	3.400		0.000	0.000	0.000
City of Chino (1)*	0.000	4,033.857	1,680.000	2,720.177	8,765.000	73.700	404.666		0.000	0.000	0.000
Cucamonga CWD (2)*	3,619.454	3,619.454	9,827.657	2,264.655	5,634.300	6,548.800	0.000		7,148.120	3,619.454	3,528.666
Fontana Union Co. (3)	0.000	6,396.736	(4,184.295)	0.000	8,911.500	0.000	6,699.059		0.000	0.000	0.000
Fontana Water Company (4)	0.000	0.000	2,238.315	0.000	2,902.800	0.000	664.485		0.000	0.000	0.000
Jurupa Community Svc (5) ✓	0.000	1,593.144	3,280.000	996.813	11,190.500	0.000	5,320.543		0.000	0.000	0.000
Marygold M/W Co. ✓	655.317	655.317		410.025	73.300	0.000	0.000	0.000	1,647.359	655.317	992.042
Monte Vista WD (6)*	4,148.344	4,823.954	0.000	3,018.298	7,634.200	184.200	0.000		4,172.196	4,172.196	0.000
Monte Vista Irrigation Co.	676.759	676.759		423.441	287.500	0.000	0.000		1,489.459	676.759	812.700
M/W Co./Glen Avon Heights ✓	1,074	467.974		292.807	841.700	0.000	0.000		387.055	387.055	0.000
City of Norco (7)* ✓	0.000	201.545	1,680.000	126.105	3,786.500	0.000	0.000	1,778.850	0.000	0.000	0.000
City of Ontario (8)*	0.000	11,373.816	1,680.000	7,325.879	27,285.900	1,904.900	8,811.105		0.000	0.000	0.000
City of Pomona (9) ✓	11,215.852	11,215.852		7,017.642	7,974.300	2,004.000	0.000	0.000	19,471.046	11,215.852	8,255.194
San Antonio Water Co.	1,506.888	1,506.888		942.844	942.400	0.000	0.000		3,014.220	1,506.888	1,507.332
S. B. Co. (Prado Tiro)	0.000	0.000		0.000	0.300	0.000	0.300		0.000	0.000	0.000
City of Chino Hills (10)*	3,150.822	2,111.422	0.000	1,321.095	2,066.200	1,105.200	0.000		3,411.939	2,111.422	1,300.517
Santa Ana River Water Co. (11)* ✓	971.187	1,301.374	(1,600.000)	814.256	468.200	0.000	0.000		1,018.617	1,018.617	0.000
Southern Cal. Water Co. (12)	411.476	411.476		257.456	440.600	144.600	0.000		495.208	411.476	83.732
City of Upland (13)	2,852.401	2,852.401		1,784.718	2,585.500	237.000	0.000		4,667.020	2,852.401	1,814.619
West End Consol. Water Co.	947.714	947.714		592.975	0.000	0.000	0.000		2,488.403	947.714	1,540.689
West San Bernardino CWD ✓	644.317	644.317		403.142	0.000	0.000	0.000		1,691.776	644.317	1,047.459
Arrowhead MTN. Spring Water Co.	0.000	0.000		0.000	0.000	0.000	0.000		0.000	0.000	0.000
Los Serranos Country Club (14)	0.000	0.000		0.000	187.400	0.000	0.000	187.400	0.000	0.000	0.000
Metro. W.D. So. Ca. (2,5)*	0.000	0.000	0.000	0.000	0.000	0.000	0.000		0.000	0.000	0.000
<b>TOTALS</b>	<b>31,268.505</b>	<b>54,834.000</b>	<b>14,601.677</b>	<b>30,712.328</b>	<b>91,981.500</b>	<b>12,202.400</b>	<b>21,903.558</b>	<b>1,966.250</b>	<b>51,102.418</b>	<b>30,219.468</b>	<b>20,882.950</b>

\* See Notes on next page.

*\* and cyclic*

**CHINO BASIN WATERMASTER  
1991/92 APPROPRIATIVE POOL STORAGE ACTIVITY**

**LOCAL STORAGE ACTIVITY**

PRODUCER	(Acre Feet)			
	Amount In Storage 07/01/91	Eligible for Storage From FY 91/92	Storage Trans. To/(From)	Amount In Storage 07/01/92
Chino Basin M.W.D.	0.000	/ 0.000	0.000	0.000
City of Chino	75.327	0.000	1,000.000	1,075.327
Cucamonga CWD	31,042.782	3,528.666	0.000	34,571.448
Fontana Union Co.	0.000	0.000	0.000	0.000
Fontana Water Company	2,238.315	0.000	(2,238.315)	0.000
Jurupa Community Svc	0.000	0.000	0.000	0.000
Marygold M/W Co.	1,949.413	992.042	0.000	2,941.455
Monte Vista WD	329.048	0.000	0.000	329.048
Monte Vista Irriga Co.	2,105.933	812.700	(1,000.000)	1,917.733
M/W Co./Glen Avon Heights	108.204	0.000	0.000	108.204
City of Norco	0.000	0.000	0.000	0.000
City of Ontario	10,000.000	0.000	0.000	10,000.000
City of Pomona (1)	39,531.724	8,255.194	(608.200)	47,178.718
San Antonio Water Co.	12,031.711	1,507.332	0.000	13,539.043
S. B. Co. (Prado Terr)	0.000	0.000	0.000	0.000
City of Chino Hills	15,173.376	1,300.517	0.000	16,473.893
Santa Ana River Water Co.	271.977	0.000	0.000	271.977
Southern Cal. Water Co.	250.050	83.732	0.000	333.782
City of Upland	5,960.678	1,814.619	0.000	7,775.297
West End Consol. Water Co.	9,234.284	1,540.689	0.000	10,774.973
West San Bernardino CWD	1,496.318	1,047.459	0.000	2,543.777
Arrowhead MTN. Spring Water Co.	0.000	0.000	0.000	0.000
Los Serranos Country Club	0.000	0.000	0.000	0.000
Metro. W.D. So. Ca.	45,405.000	0.000	(45,405.000)	0.000
Watermaster (2)	0.000	0.000	5,862.146	5,862.146
<b>TOTALS</b>	<b>177,203.240</b>	<b>20,882.950</b>	<b>(42,389.369)</b>	<b>155,696.821</b>

**CYCLIC STORAGE ACTIVITY  
(Acre Feet)**

	CHANGE IN STORAGE			
	DELIVERIES	SALES	STORAGE	STORAGE
June 30, 1991	-	-	-	28,965.6
July	0.0	0.0	0.0	28,965.6
August	0.0	0.0	0.0	28,965.6
September	90.0	0.0	90.0	29,055.6
October	0.0	0.0	0.0	29,055.6
November	0.0	0.0	0.0	29,055.6
December	0.0	0.0	0.0	29,055.6
January 1992	0.0	0.0	0.0	29,055.6
February	0.0	0.0	0.0	29,055.6
March	0.0	(8,600.0)	(8,600.0)	20,455.6
April	45,405.0	(53,590.0)	(8,185.0)	12,270.6
May	3,409.8	0.0	3,409.8	15,680.4
June	4,526.0	0.0	4,526.0	20,206.4
<b>TOTAL</b>	<b>53,430.8</b>	<b>(62,190.0)</b>	<b>(8,759.2)</b>	<b>329,843.4</b>

Cyclic Storage Account as of June 30, 1992 -- 20,206.4 Acre Feet.

Notes

- (1) The City of Pomona transferred 608.2 acre feet from local storage to Watermaster.
- (2) Watermaster received 608.2 acre feet from the City of Pomona.

*Watermaster Storage*

*From City Annual Report App E-1*

68,122.6
- 58,568.654
-----
5253.946
Pomona 608.2
-----
5853.146

CHINO BASIN WATERMASTER

1992/1993 REPLENISHMENT ASSESSMENTS

WATER REPLENISHMENT OBLIGATIONS FOR PRODUCTION IN EXCESS OF SAFE YIELD:

Appropriative Pool Replenishment Obligation  
 Non-Agricultural Pool Replenishment Obligation

23,869.808  
 0.600

COST OF REPLENISHMENT WATER PER ACRE FOOT:

Metropolitan Water District Replenishment Water Rate \$168.00  
 Projected Water Spreading Cost 1.89

23,870.408

\$169.89

TOTAL ACRE FEET TO BE REPLENISHED

	APPROPRIATIVE POOL 15%/85% GROUP ASSESSMENTS			100% GROSS ASSESSMENTS	TOTAL REPLENISHMENT ASSESSMENTS
	Gross 15%	Net 85%	TOTAL		
Non-Agricultural Pool Gross Production				0.600	
Total Appropriative Pool Production in Acre Feet	104,183.900				
Acre Feet Produced in Excess of Safe Yield		21,903.558			
Less Production by 100% Net Producers					
City of Perris	9,978.300				
Marygold Mutual Water Company	73.300				
City of Norco Exceeding Export Right	1,778.850			1,778.850	
Los Serranos	187.400			187.400	
15%/85% Group Production	92,166.050	21,903.558		1,966.850	
Less Prepaid Gross Assessments	0.000	0.000		0.000	
Acre Feet to be Assessed	92,166.050	21,903.558		1,966.850	<u>23,870.408</u>
REPLENISHMENT ASSESSMENTS:					
21,903.558 @ \$169.89 per Acre Foot	\$3,721,195.47	\$558,179.32	\$3,163,016.15	\$334,148.15	
Less Prepaid Gross Assessments	0.00	0.00			
Total Assessments	<u>\$3,721,195.47</u>	<u>558,179.32</u>	<u>3,163,016.15</u>	<u>334,148.15</u>	<u>\$4,055,343.62</u>
ASSESSMENTS PER ACRE FOOT	\$6.05624	\$144.4065	\$169.8900		

CHINO BASIN WATERMASTER  
1992/1993 APPROPRIATIVE POOL ASSESSMENTS

*xeh pay in*  
✓

ADMINISTRATIVE ASSESSMENTS

REPLENISHMENT ASSESSMENTS

Rate per Acre Foot ----->	Gross Administration		Agrie.Pool	15% Gross Assessments		85% Net Assessments		100% Net Assessments		1991/92	Total
	Acre Feet	Assessed @	Water Transfr	Acre Feet	Assessment	Acre Feet	Assessment	Acre Feet	Assessment	Interest	1992/1993
	Amt	\$3.40520	\$7.02980	Amt	\$6.05624	Amt	\$144,40650	Amt	\$169.89	Credits	Assessments
Chino Basin Mun Water Dist.	3.400	\$11.58	\$0.00	3.400	\$20.59	3.400	\$490.98		\$0.00	(\$0.26)	\$522.89
City of Chino	8,838.700	30,097.54	19,122.30	8,838.700	\$53,529.29	404.666	\$58,436.40		\$0.00	(\$17,539.79)	\$143,645.74
Cucamonga Co. Water Dist.	12,183.100	41,485.89	15,920.07	12,183.100	73,783.78	0.000	\$0.00		\$0.00	(\$5,543.76)	\$125,645.98
Fontana Union Water Co.	8,911.500	30,345.44	28,135.87	8,911.500	53,970.18	6,699.059	\$967,387.66		\$0.00	(\$90,631.98)	\$989,207.17
Fontana Water Co.	2,902.800	9,884.61	0.00	2,902.800	17,580.05	664.485	\$95,955.95		\$0.00	(\$508.48)	\$122,912.13
Jurupa Community Services	11,190.500	38,105.89	7,007.40	11,190.500	67,772.35	5,320.543	\$768,320.99		\$0.00	(\$37,812.18)	\$843,394.45
Marygold Mutual Water Co.	73.300	249.60	2,882.39	0.000	0.00	0.000	\$0.00		\$0.00	(\$77.19)	\$3,054.80
Monte Vista Water Distric	7,818.400	26,623.22	21,218.03	7,818.400	47,350.11	0.000	\$0.00		\$0.00	(\$2,268.33)	\$92,923.03
Monte Vista Irrigation Co.	287.500	979.00	2,976.71	287.500	1,741.17	0.000	\$0.00		\$0.00	(\$186.14)	\$5,510.74
M/W Co./Glen Avon Heights	841.700	2,866.16	2,058.37	841.700	5,097.54	0.000	\$0.00		\$0.00	(\$297.82)	\$9,724.25
City of Norco	3,786.500	\$12,893.79	886.49	2,007.650	12,158.81	0.000	\$0.00	1,778.850	\$302,208.83	(\$23,095.83)	\$305,052.09
City of Ontario	29,190.800	99,400.51	51,499.46	29,190.800	176,786.49	8,811.105	\$1,272,380.83		\$0.00	(\$45,236.37)	\$1,554,830.92
City of Pomona	9,978.300	33,978.11	49,332.62	0.000	0.00	0.000	\$0.00		\$0.00	(\$1,327.70)	\$81,983.03
San Antonio Water Co.	942.400	3,209.06	6,628.00	942.400	5,707.40	0.000	\$0.00		\$0.00	(\$327.59)	\$15,216.87
Co. - Prado Tiro	0.300	5.00	0.00	0.300	0.00	0.300	\$43.32		\$0.00	(\$6.67)	\$41.65
City of Chino Hills	3,171.400	10,799.25	9,287.03	3,171.400	19,206.76	0.000	\$0.00		\$0.00	(\$1,662.19)	\$37,630.85
Santa Ana River Water Co.	468.200	1,594.31	5,724.06	468.200	2,835.53	0.000	\$0.00		\$0.00	(\$256.53)	\$9,897.37
Southern Calif. Water Co.	585.200	1,992.72	1,809.86	585.200	3,544.11	0.000	\$0.00		\$0.00	(\$251.28)	\$7,095.41
City of Upland	2,822.500	9,611.18	12,546.21	2,822.500	17,093.74	0.000	\$0.00		\$0.00	(\$1,428.96)	\$37,822.17
West End Consol. Water Co.	0.000	5.00	4,168.50	0.000	0.00	0.000	\$0.00		\$0.00	(\$109.71)	\$4,063.79
West San Bernardino CWD	0.000	5.00	2,834.01	0.000	0.00	0.000	\$0.00		\$0.00	(\$74.67)	\$2,764.34
Arrowhead MTN. Spring Water Co.	0.000	5.00	0.00	0.000	0.00	0.000	\$0.00		\$0.00	\$0.00	\$5.00
Los Serranos Country Club	187.400	638.13	0.00	0.000	0.00	0.000	\$0.00	187.400	\$31,837.39	(\$1,056.58)	\$31,418.94
Metro.W.D. So.Ca.	0.000	0.00	0.00	0.000	0.00	0.000	\$0.00		\$0.00	\$0.00	\$0.00
<b>Total Acre Feet</b>	<b>104,183.900</b>			<b>92,166.050</b>		<b>21,903.558</b>		<b>1,966.250</b>			
<b>Total Dollars</b>		<b>\$354,785.99</b>	<b>\$244,037.38</b>		<b>\$558,177.90</b>		<b>\$3,163,016.13</b>		<b>\$334,046.22</b>	<b>(\$229,700.01)</b>	<b>\$4,424,363.61</b>

1992/1993 CHINO BASIN WATERMASTER  
OVERLYING (NON-AGRICULTURAL) POOL ASSESSMENTS

PRODUCER	GROSS ADMINISTRATIVE ASSESSMENTS		NET REPLENISHMENT ASSESSMENTS		Total 1992/1993 Assessment
	1991/92 Production	Assessment Per Acre Foot \$4.07	Acre Feet Exceeding Safe Yield	Assessment Per Acre Foot \$169.89	
Ameron Steel	1,300	5.29	0.000	\$0.00	\$5.29
Conrock	0.000	5.00	0.000	\$0.00	5.00
Kaiser Steel Corporation	2,191.300	8,917.06	0.000	\$0.00	8,917.06
Quaker Chemical Co.	0.600	5.00	0.600	\$101.93	106.93
San Bernardino, County of	65.800	282.00	0.000	\$0.00	282.00
Southern California Edison Co.	4,552.500	7,538.38	0.000	\$0.00	7,538.38
Southern Service Company	23.300	94.81	0.000	\$0.00	94.81
Space Center-Mira Loma	60.700	247.01	0.000	\$0.00	247.01
Sunkist	907.900	3,694.52	0.000	\$0.00	3,694.52
Swan Lake	133.300	542.44	0.000	\$0.00	542.44
Union Carbide Corporation	0.000	5.00	0.000	\$0.00	5.00
CSI	0.000	5.00	0.000	\$0.00	5.00
West Venture Development	0.000	0.00	0.000	\$0.00	0.00
<b>TOTALS</b>	<u>5,240.200</u>	<u>\$21,341.51</u>	<u>0.600</u>	<u>\$101.93</u>	<u>\$21,443.44</u>

ADOPTED  
11-4-92

CHINO BASIN WATERMASTER  
1992/1993 ADMINISTRATIVE ASSESSMENTS

	TOTALS	APPROPRIATIVE POOL		AGRICULTURAL POOL		NON-AGRICULTURAL PO		SB222 FUNDS	
		Amount	Ratios & Rat (\$/Acre Ft)	Amount	Ratios & Rates (\$/Acre Ft)	Amount	Ratios & Rates (\$/Acre Ft)		
1990/91 Production in Acre Feet & Exchanges	155,080.1	101,587.4	65.506%	48,085.3	31.007%	5,407.4	3.487%	N/A	
1991/92 Production & MWD Exchange in Acre Feet	154,105.9	104,183.9	67.605%	44,681.8	28.994%	5,240.2	3.400%	N/A	
<b>1992/1993 ADMINISTRATIVE BUDGET</b>									
<b>GENERAL ADMINISTRATION:</b>									
Joint Watermaster-Advisory Comm.(1)	\$327,544	\$221,436		\$94,968		\$11,136			
Pool Administration	19,493	8,762		8,231		2,500			
<b>Total Administrative Budgets</b>	<b>\$347,037</b>	<b>\$230,198</b>	<b>\$2.2095</b>	<b>103,199</b>	<b>\$2.3096</b>	<b>\$13,636</b>	<b>\$2.6022</b>		
<b>SPECIAL PROJECTS:</b>									
Meter Installation (1)	4,454	3,011		1,291		\$151			
Meter Testing Program - General (1)	32,992	21,839		10,090		\$1,063			
Meter Testing Program - Pool Specific	39,157	5,535		30,103		\$3,519			
PC Data Base & Billing (1)	109,404	72,419		33,459		\$3,526			
Conjunctive Use & Water Quality Study (1)	26,638	17,633		8,147		\$859			
Chino Basin Water Resource Study (2)	10,557	1,128		9,369		\$60			
<b>Total Special Projects</b>	<b>\$223,202</b>	<b>\$121,565</b>	<b>\$1.1668</b>	<b>\$92,459</b>	<b>\$2.0693</b>	<b>\$9,178</b>	<b>\$1.7515</b>	<b>0</b>	
<b>1992/1993 TOTAL ADMINISTRATIVE BUDGET</b>									
25% Operating Reserve	570,239	351,763	3.3764	195,658	4.3789	\$22,814	4.3537	0	
Less: 90/91 Interest Revenue @ 3.5%	142,559	87,941	0.8441	48,915	1.0947	5,704	1.0884	0	
SB222 Funds (3)	(1,000)	(4)	0.0000	(535)	(0.0120)	(46)	(0.0088)		
Pool Reserves	(400)	(4)	0.0000	0	0.0000	(400)	(0.0763)		
<b>1992/1993 CASH DEMAND</b>	<b>\$711,398</b>	<b>439,704</b>	<b>\$4.2205</b>	<b>244,038</b>	<b>\$5.4616</b>	<b>28,072</b>	<b>\$5.3570</b>	<b>0</b>	
Funds on Hand for Admin. Ass'ts 7/1/92		(84,933)	(0.8152)	0	0.0000	(6,748)	(1.2877)	(33,360)	
<b>CASH DEFICIT (EXCESS) AT END OF FISCAL YEAR</b>		<b>\$354,771</b>	<b>\$3.4053</b>	<b>\$244,038</b>	<b>\$5.4616</b>	<b>\$21,324</b>	<b>\$4.0693</b>	<b>(\$33,360)</b>	
<b>RECOMMENDED ASSESSMENTS FOR</b>									
General Administration Assessments			\$3.4052		\$0.0000	Per Producer	\$4.0693		
Minimum Assessments			5.0000		0.0000		5.0000		
Water Transfer Costs (Revenues) (5, Pg. 2)				\$7.02980	(See Note 5)				
			41.94%		53.45%		4.61%		

*Supplement*

**CHINO BASIN WATERMASTER  
APPROPRIATIVE POOL  
1992/93 AGRICULTURAL POOL TRANSFERS**

ACRE FEET TO BE TRANSFERRED	34,714.700	Initial Operating Safe Yield (Acre Feet)	Percents of Operating Safe Yield (Percentages)	Agricultural Pool Water Transfers				Assessments @ per Acre Foot \$7.02980 (See Note 4)	1991/92 Operating Safe Yield (Acre Feet)
				Land Use Conversions First 50% (Acre Feet)	Remaining 50% (Acre Feet)	Balance Available (Acre Feet)	Total Transferred (Acre Feet)		
Appropriative Pool Party	(Acre Feet)	(Acre Feet)	(Percentages)	(Acre Feet)	(Acre Feet)	(Acre Feet)	(Acre Feet)		(Acre Feet)
Chino Basin Mun. Water	0.000	0.000	0.000%		0.000	0.000	0.000	\$0.00	0.000
City of Chino	5,271.700	4,033.857	7.356%	196.235	29.840	2,494.102	2,720.177	19,122.30	6,754.034
Cucamonga Co. Water Dist.	5,199.000	3,619.454	6.601%		26.775	2,237.880	2,264.655	15,920.07	5,884.109
Fontana Union Water	9,188.300	6,396.736	11.666%		47.320	3,955.052	4,002.372	28,135.87	10,399.108
Fontana Water Co.	0.000	0.000	0.000%		0.000	0.000	0.000	0.00	0.000
Jurupa Community Service	2,288.400	1,593.144	2.905%		11.785	985.028	996.813	7,007.40	2,589.957
Marygold Mutual Water Co.	941.300	655.317	1.195%		4.848	405.177	410.025	2,882.39	1,065.342
Monte Vista Water Dist. (6)	5,958.700	4,823.954	8.797%		35.685	2,982.613	3,018.298	21,218.03	7,842.252
Monte Vista Irrigation Co.	972.100	676.759	1.234%		5.006	418.435	423.441	2,976.71	1,100.200
M/W Co./Glen Avon Heights	672.200	467.974	0.853%		3.462	289.345	292.807	2,058.37	760.781
City of Norco	289.500	201.545	0.368%		1.491	124.614	126.105	886.49	327.650
City of Ontario	16,337.400	11,373.816	20.742%	209.400	84.138	7,032.341	7,325.879	51,499.46	18,699.695
City of Pomona	16,110.500	11,215.852	20.454%		82.969	6,934.673	7,017.642	49,332.62	18,233.494
San Antonio Water Co.	2,164.500	1,506.888	2.748%		11.147	931.697	942.844	6,628.00	2,449.732
S.B. Co. (Prado Tiro)	0.000	0.000	0.000%		0.000	0.000	0.000	0.00	0.000
City of Chino Hills (9)	4,525.900	2,111.422	3.851%		15.619	1,305.476	1,321.095	9,287.03	3,432.517
Santa Ana River Water Co.	1,869.300	1,301.374	2.373%		9.627	804.629	814.256	5,724.06	2,115.630
Southern California Water Co.	697.900	411.476	0.750%		3.044	254.412	257.456	1,809.86	668.932
City of Upland	4,697.200	2,852.401	5.202%		21.101	1,763.617	1,784.718	12,546.21	4,637.119
West End Consul. Water Co.	1,361.300	947.714	1.728%		7.011	585.964	592.975	4,168.50	1,540.689
West San Bernardino CWI	925.500	644.317	1.175%		4.766	398.376	403.142	2,834.01	1,047.459
<b>TOTALS</b>	<b>78,870.700</b>	<b>54,834.000</b>	<b>1.000</b>	<b>405.635</b>	<b>405.634</b>	<b>33,903.431</b>	<b>34,714.700</b>	<b>244,037.380</b>	<b>89,548.700</b>

Notes from Page 1.

- (1) Total Costs have been allocated to Pools by actual 91/92 production percentages.
- (2) Includes \$8,835 Ag Pool Special Assessment For Chino Basin Water Resource Study For Fiscal Year 91/92.
- (3) SB222 Interest Allocation based on total SB222 assessments paid.
- (4) Applied to 90/91 Replenishment Assessments.
- (5) Appropriative Pool members have agreed to assume the Overlying (Agricultural) Pool's 1991/92 administrative assessments in exchange for unpumped Agricultural water transferred to the Approp. Pool following the 1990/91 production year. (Per Minute action by the Approp. Pool at their meeting of June 7, 1988). Costs have been allocated to each Approp. Pool member based on its share of Initial Operating Safe Yield.
- (6) The City of Chino & MVWD received a permanent transferred of 363.790 AF and 675.610 AF of Operating Safe Yield respectively from the City of Chino Hills.



**CHINO BASIN WATERMASTER**  
**1991/92 APPROPRIATIVE POOL PRODUCTION**

PRODUCER	Carry over From 90/91 Production	Initial Share of Safe Yield	Storage Transfer or Leased Rights To/(From)	Agricultural Pool Transfers	1991/92 Production	MWD Exchanges	Net Over-Production		1991/92 Total Under- Produced	Under Production Balances	
							15%/85%	100%		Applications Carry Over for 92/93 Production	Eligible for Local Storage Agreements
Chino Basin M.W.D.	0.000	0.000		0.000	3.400	0.000	3.400		0.000	0.000	0.000
City of Chino (1)*	0.000	4,033.857	1680.000	2,720.177	8,765.000	73.700	404.666		0.000	0.000	0.000
Cucamonga CWD (2)*	3,619.454	3,619.454	9,827.657	2,264.655	5,634.300	6,548.800	0.000	7,148.120	3,619.454	3,528.666	
Fontana Union Co.(3)	0.000	6,396.736	(4,716.736)	0.000	8,911.500	0.000	(7231.500)	0.000	0.000	0.000	
Fontana Water Company (4)	0.000	0.000	2,238.315	0.000	2,902.800	0.000	664.485	0.000	0.000	0.000	
Jurupa Community (5)	0.000	1,593.144	3,280.000	996.813	11,190.500	0.000	5,320.543	0.000	0.000	0.000	
Marygold M/W Co.	655.317	655.317		410.025	73.300	0.000	0.000	0.000	1,647.359	655.317	992.042
Monte Vista WD (6)*	4,148.344	4,823.954	0.000	3,018.298	7,634.200	184.200	0.000	4,172.196	4,172.196	0.000	
Monte Vista Irrigation Co.	676.759	676.759		423.441	287.500	0.000	0.000	1,489.459	676.759	812.700	
M/W Co./Glen Avon Heights	467.974	467.974		292.807	841.700	0.000	0.000	387.055	387.055	0.000	
City of Norco (7)*	0.000	201.545	1,600.000	126.105	3,786.500	0.000	0.000	0.000	1,778.850	0.000	0.000
City of Ontario (8)*	0.000	11,373.816	1,680.000	7,325.879	27,285.900	1,904.900	8,811.105	0.000	0.000	0.000	
City of Pomona (9)	11,215.852	11,215.852		7,017.642	7,974.300	2,004.000	0.000	0.000	19,471.046	11,215.852	8,255.194
San Antonio Water Co.	1,506.888	1,506.888		942.844	942.400	0.000	0.000	3,014.220	1,506.888	1,507.332	
S. B. Co. (Prado Tiro)	0.000	0.000		0.000	0.300	0.000	0.300	0.000	0.000	0.000	
City of Chino Hills (10)*	3,150.822	2,111.422	0.000	1,321.095	2,066.200	1,105.200	0.000	3,411.939	2,111.422	1,300.517	
Santa Ana River Water Co. (11)*	971.187	1,301.374	(1,600.000)	814.256	468.200	0.000	0.000	1,018.617	1,018.617	0.000	
Southern Cal. Water Co. (12)	411.476	411.476		257.456	440.600	144.600	0.000	495.208	411.476	83.732	
City of Upland (13)	2,852.401	2,852.401		1,784.718	2,585.500	237.000	0.000	4,667.020	2,852.401	1,814.619	
West End Consol. Water Co.	947.714	947.714		592.975	0.000	0.000	0.000	2,488.403	947.714	1,540.689	
West San Bernardino CW	644.317	644.317		403.142	0.000	0.000	0.000	1,691.776	644.317	1,047.459	
Arrowhead MTN. Spring Water Co.	0.000	0.000		0.000	0.000	0.000	0.000	0.000	0.000	0.000	
Los Serranos Country Cl-	0.000	0.000		0.000	187.400	0.000	0.000	0.000	187.400	0.000	
Metro.W.D. So.Ca.(2,5)*	0.000	0.000	0.000	0.000	0.000	0.000	0.000	0.000	0.000	0.000	
<b>TOTALS</b>	<b>31,268.505</b>	<b>54,834.000</b>	<b>14,069.236</b>	<b>30,712.328</b>	<b>91,981.500</b>	<b>12,202.400</b>	<b>22,435.999</b>	<b>1,966.250</b>	<b>51,102.418</b>	<b>30,219.468</b>	<b>20,882.950</b>

\* See Notes on next page.

CHINO BASIN WATERMASTER  
1992/93 Assessments

• Notes from previous page.

- (1) The City Of Chino purchased 1,680 acre feet from Cyclic Storage to offset their FY 91-92 overproduction. In addition, Chino's safe yield was increased by 363.790 acre feet due to a permanent transfer in 1990 from San Bernardino County Waterworks District #8 (now known as City of Chino Hills). City of Chino exchanged 73.7 acre feet with MWD.
- (2) Cucamonga County Water District (CCWD) leased 9,827.657 acre feet from Fontana Union Water Company. In addition, CCWD exchanged 6,548.8 acre feet with MWD. Of this amount, 4,388.8 acre feet was used for replenishment by Watermaster, and 2,160.0 acre feet was placed in the cyclic storage account.
- (3) Fontana Union Water District (FUWC) purchased 1,680 acre feet from cyclic storage to offset their FY 91-92 overproduction. In addition, FUWC leased 9,827.657 acre feet to Cucamonga County Water District. This amount included FUWC's 3,963.362 acre feet agricultural pool transfer entitlement for FY 91-92.
- (4) Fontana Water Company transferred 2,238.315 acre feet from their local storage account to offset their FY 91-92 overproduction.
- (5) Jurupa Community Services District leased 1,600.000 acre feet from Santa Ana River Water Company, and purchased 1,680.0 acre feet from cyclic storage to offset their FY 91-92 overproduction.
- (6) Monte Vista Water District (MVWD) exchanged 184.2 acre feet with MWD for placement in the cyclic storage account. In addition, MVWD's safe yield was increased by 675.610 acre feet due to a permanent transfer in 1990 from San Bernardino County Waterworks District #8 (presently known as City of Chino Hills).
- (7) The City of Norco purchased 1,680 acre feet from cyclic storage to offset their FY 91-92 overproduction.  
The City of Norco's maximum export right under the 15%/85% formula is 1567.0 AF.  
Net overproduction under the 15%/85% formula = 1567.0 - 201.545 - lease rights - Agri. Pool transfers.  
All Norco production exceeding 1,567 acre feet falls under the 100% net formula.
- (8) The City of Ontario purchased 1,680.0 acre feet from cyclic storage to offset their FY 91-92 overproduction, and exchanged 1,904.9 acre feet with MWD for placement in the cyclic storage account.
- (9) The City of Pomona exchanged 2,004 acre feet with MWD for placement in the cyclic storage account.
- (10) The City of Chino Hills (formerly San Bernardino County Waterworks District #8, exchanged 1,105.2 acre feet with MWD. Of this amount, 853.8 acre feet was used for replenishment by Watermaster, and 251.4 acre feet was placed in the cyclic storage account.
- (11) The Santa Ana River Water Company leased 1,600.0 acre feet to the Jurupa Community Services District.
- (12) The Southern California Water Company exchanged 144.615 acre feet with Chino Basin Watermaster to satisfy its FY 91-92 Water Resource Study Special Assessment obligation.
- (13) The City of Upland exchanged 237.0 acre feet with MWD for placement in the cyclic storage account.
- (14) Los Serranos Country Club exported 187.4 acre feet of water from the Chino Groundwater Basin.

**CHINO BASIN WATERMASTER  
1991/92 APPROPRIATIVE POOL STORAGE ACTIVITY**

PRODUCER	LOCAL STORAGE ACTIVITY (Acre Feet)			
	Amount In Storage 07/01/91	Eligible for Storage From FY 91/92	Storage Transfer To/(From)	Amount In Storage 07/01/92
Chino Basin M.W.D.	0.000	0.000	0.000	0.000
City of Chino	75.327	0.000	1,000.000	1,075.327
Cucamonga CWD	31,042.782	3,528.666	0.000	34,571.448
Fontana Union Co.	0.000	0.000	0.000	0.000
Fontana Water Company	2,238.315	0.000	(2,238.315)	0.000
Jurupa Community Svc	0.000	0.000	0.000	0.000
Marygold M/W Co.	1,949.413	992.042	0.000	2,941.455
Monte Vista WD	329.048	0.000	0.000	329.048
Monte Vista Irrigation Co.	2,105.033	812.700	(500.000)	2,417.733
M/W Co./Glen Avon Heights	0.000	0.000	0.000	0.000
City of Norco	0.000	0.000	0.000	0.000
City of Ontario	10,000.000	0.000	0.000	10,000.000
City of Pomona (1)	39,531.724	8,255.194	(608.200)	47,178.718
San Antonio Water Co.	12,031.711	1,507.332	0.000	13,539.043
S. B. Co. (Prado Tiro)	0.000	0.000	0.000	0.000
City of Chino Hills	15,173.376	1,300.517	0.000	16,473.893
Santa Ana River Water Co.	271.977	0.000	0.000	271.977
Southern Cal. Water Co.	250.050	83.732	0.000	333.782
City of Upland	5,960.678	1,814.619	0.000	7,775.297
West End Consol. Water Co.	9,234.284	1,540.689	0.000	10,774.973
West San Bernardino CWD	1,496.318	1,047.459	0.000	2,543.777
Arrowhead MTN. Spring Water Co.	0.000	0.000	0.000	0.000
Los Serranos Country Club	0.000	0.000	0.000	0.000
Metro.W.D. So.Ca.	45,405.000	0.000	(45,405.000)	0.000
Watermaster (2)	0.000	0.000	5,862.146	5,862.146
<b>TOTALS</b>	<b>177,095.036</b>	<b>20,882.950</b>	<b>(41,889.369)</b>	<b>156,088.617</b>

	CYCLIC STORAGE ACTIVITY (Acre Feet)			
	DELIVERIES	SALES	CHANGE IN STORAGE	STORAGE
June 30, 1991	--	--	--	28,965.6
July	0.0	0.0	0.0	28,965.6
August	0.0	0.0	0.0	28,965.6
September	90.0	0.0	90.0	29,055.6
October	0.0	0.0	0.0	29,055.6
November	0.0	0.0	0.0	29,055.6
December	0.0	0.0	0.0	29,055.6
January 1992	0.0	0.0	0.0	29,055.6
February	0.0	0.0	0.0	29,055.6
March	0.0	(8,600.0)	(8,600.0)	20,455.6
April	45,405.0	(53,590.0)	(8,185.0)	12,270.6
May	3,409.8	0.0	3,409.8	15,680.4
June	4,526.2	0.0	4,526.2	20,206.6
<b>TOTAL</b>	<b>53,431.0</b>	<b>(62,190.0)</b>	<b>(8,759.0)</b>	<b>329,843.6</b>

Cyclic Storage Account as of June 30, 1992 — 20,206.4 Acre Feet.

**Notes**

- (1) The City of Pomona transferred 608.2 acre feet from local storage to Watermaster.
- (2) Watermaster received 608.2 acre feet from the City of Pomona.

**CHINO BASIN WATERMASTER  
ASSESSMENTS 1992/93  
SPREADING COSTS**

LOCATION	Actuals 1990/91			Actuals 1991/92			Projected 1992/1993		
	Acre Feet	Cost	Average Cost/AF	Acre Feet	Cost	Average Cost/AF	Acre Feet	Cost	Average Cost/AF
<b>A. UPPER BASINS</b>	3,793.4			1,206.5			3,569.9		
1. MWD Temporary Use Fee		\$3,793	\$1.00		\$0.00	\$0.00		\$3,570	\$1.00
2. Basin Maintenance		0			\$0.00			0	
<b>B. MONTCLAIR BASINS</b>	0.0			2,583.0			13,833.0		
1. OCWD/OC Use Fee		0	0.00		\$5,166.00	2.00		\$27,666	\$2.00
2. Basin Repairs									
3. Meter Maintenance		0	0.00		\$11,505.68	0.00	0	0	0.00
<b>C. ALL BASINS</b>	3,793.4			3,789.5			17,402.9	15,000	0.86
1. SBCFCD Monitoring	0	182	0.00		\$0.00	0.00	0	0	0.00
2. Cyclic Water Def Costs	0.0	0	0.00	9,541.0	\$0.00	0.00	0	0	0.00
<b>D. EXCHANGE</b>	0	0	0	5,387	\$0.00	0	7,000	0	0
<b>TOTAL COSTS</b>	<b>3,793.4</b>	<b>\$3,975</b>	<b>\$0.00</b>	<b>18,717.6</b>	<b>\$16,671.68</b>	<b>\$0.89</b>	<b>24,402.9</b>	<b>\$46,236</b>	<b>\$1.89</b>

	TOTALS	Cyclic Storage	Replenishment Water	TOTALS	Cyclic Storage	Replenishment Water	TOTALS	Cyclic Storage	Replenishment Water	Rates for Acre Foot
<b>COST ALLOCATIONS</b>										
Flows in Acre Feet	0.0	0.000	0.000	3,793.4	3,290.700	502.700	24,402.8	0.0	24,402.8	
<b>Costs</b>										
Spreading Costs	\$3,975	\$0	\$3,975	\$17,101	\$17,101	\$17,101	\$46,236	\$0	\$46,236	\$1.89 (See Note 1)
Water Purchases			361,977			9,416,922			4,099,679	\$168.00
Replenishment Assessments			(3,567,000)			(5,275,184)			(4,145,800)	\$169.89
Interest Revenue			(985,339)			0			(10,000)	
JULY 1 Replenishment Balance			(319,472)			(4,505,859)			(347,020)	
<b>JUNE 30 Replenishment Balance</b>			<b>(\$4,505,859)</b>			<b>(\$347,020)</b>			<b>(\$356,906)</b>	

CHINO BASIN WATERMASTER

1992/1993 REPLENISHMENT ASSESSMENTS

WATER REPLENISHMENT OBLIGATIONS FOR PRODUCTION IN EXCESS OF SAFE YIELD:

Appropriative Pool Replenishment Obligation  
 Non-Agricultural Pool Replenishment Obligation

COST OF REPLENISHMENT WATER PER ACRE FOOT:  
 24,402.249 Metropolitan Water District Replenishment Water Rate \$168.00  
 0.600 Projected Water Spreading Cost 1.89

TOTAL ACRE FEET TO BE REPLENISHED

24,402.849 \$169.89

TOTAL	APPROPRIATIVE POOL 15%/85% GROUP ASSESSMENTS		100% GROSS ASSESSMENTS	TOTAL REPLENISHMENT ASSESSMENTS
	Gross 15%	Net 85%		

Non-Agricultural Pool Gross Production			0.600	
Total Appropriative Pool Production in Acre Feet	104,183.900			
Acre Feet Produced in Excess of Safe Yield		22,435.999		
Less Production by 100% Net Producers				
City of Pomona	9,978.300			
Marygold Mutual Water Company	73.300			
City of Norco Exceeding Export Right	1,778.850		1,778.850	
Los Serranos	187.400		187.400	
15%/85% Group Production	92,166.050	22,435.999	1,966.850	
Less Prepaid Gross Assessments	0.000	0.000	0.000	
Acre Feet to be Assessed	92,166.050	22,435.999	1,966.850	<u>24,402.849</u>
REPLENISHMENT ASSESSMENTS:				
22,435.999 @ \$169.89 per Acre Foot	\$3,811,651.87	\$571,747.78	\$3,239,904.09	\$334,148.15
Less Prepaid Gross Assessments	0.00	0.00		
Total Assessments	<u>\$3,811,651.87</u>	<u>\$571,747.78</u>	<u>\$3,239,904.09</u>	<u>\$334,148.15</u>
ASSESSMENTS PER ACRE FOOT		\$6.20345	\$144.4065	\$169.8900

ok

CHINO BASIN WATERMASTER  
 APPROPRIATIVE POOL  
 DISTRIBUTION OF INTEREST TO POOL MEMBERS

PRODUCER	1991/92 Paid Assessments	Interest Earned on Assessments
Chino Basin Mun. Water District	\$4.74	\$0.26
City of Chino	319,973.10	17,539.79
Cucamonga County Water District	101,133.11	5,543.76
Fontana Union Water Co.	1,653,372.01	90,631.98
Fontana Water Co.	9,275.96	508.48
Jurupa Community Services	689,796.31	37,812.18
Marygold Mutual Water Co.	1,408.21	77.19
Monte Vista Water District	41,380.42	2,268.33
Monte Vista Irrigation Co.	3,395.65	186.14
Mutual Water Co. of Glen Avon Heights	5,433.10	297.82
City of Norco	421,330.34	23,095.83
City of Ontario	825,233.45	45,236.37
City of Pomona	24,220.87	1,327.70
San Antonio Water Co.	5,976.06	327.59
San Bernardino County (Prado-Tiro)	121.61	6.67
City of Chino Hills	30,322.80	1,662.19
Santa Ana River Water Co.	4,679.86	256.53
Southern California Water	4,583.98	251.28
City of Upland	26,068.09	1,428.96
West End Consolidated Water	2,001.38	109.71
West San Bernardino County Water Dist.	1,362.17	74.67
Arrowhead MTN. Spring Water Co.	0.00	0.00
Los Serranos Country Club	19,274.78	1,056.58
Metro.W.D. So.Ca.	0.00	0.00
Assessments Paid/Interest Earned	<u>\$4,190,348.00</u>	<u>\$229,700.01</u>

Pool Interest to be allocated:

Total Interest Earned	
Less SB222 Portion	
Delinquency Fees	
Interest Earned on Assm'ts	<u>\$229,700.00</u>

Pool funds available for  
distribution per Audit:

\$229,700.00

CHINO BASIN WATERMASTER  
1992/1993 APPROPRIATIVE POOL ASSESSMENTS

Rate per Acre Foot—>	ADMINISTRATIVE ASSESSMENTS			REPLENISHMENT ASSESSMENTS							
	Gross Administration		Agric.Pool	15% Gross Assessments		85% Net Assessments		100% Net Assessments		1991/92	Total
	Acre Feet Amt	Assessed @ \$3.40520	Water Transfr \$7.02980	Acre Feet Amt	Assessment \$6.20345	Acre Feet Amt	Assessment \$144.40650	Acre Feet Amt	Assessment \$169.89	Interest Credits	1992/1993 Assessments
Chino Basin Mun Water D	3.400	\$11.58	\$0.00	3.400	\$21.09	3.400	\$490.98		\$0.00	(\$0.26)	\$523.39
City of Chino	8,838.700	30,097.54	19,122.30	8,838.700	\$54,830.43	404.666	\$58,436.40		\$0.00	(\$17,539.79)	\$144,946.88
Cucamonga Co. Water Dist	12,183.100	41,485.89	15,477.07	12,183.100	75,577.25	0.000	\$0.00		\$0.00	(\$5,543.76)	\$127,439.45
Fontana Union Water Co.	8,911.500	30,345.44	28,118.87	8,911.500	55,282.04	7,231.500	\$1,044,275.60		\$0.00	(\$90,631.98)	\$1,067,406.97
Fontana Water Co.	2,902.800	9,884.61	0.00	2,902.800	18,007.37	664.485	\$95,955.95		\$0.00	(\$508.48)	\$123,339.45
Jurupa Community Services	11,190.500	38,105.89	7,007.40	11,190.500	69,419.71	5,320.543	\$768,320.99		\$0.00	(\$37,812.18)	\$845,041.81
Marygold Mutual Water Co.	73.300	249.60	2,882.39	0.000	0.00	0.000	\$0.00		\$0.00	(\$77.19)	\$3,054.80
Monte Vista Water District	7,818.400	26,623.22	21,218.03	7,818.400	48,501.05	0.000	\$0.00		\$0.00	(\$2,268.33)	\$94,073.97
Monte Vista Irrigation Co.	287.500	979.00	2,976.71	287.500	1,783.49	0.000	\$0.00		\$0.00	(\$186.14)	\$5,553.06
M/W Co./Glen Avon Heights	841.700	2,866.16	2,058.37	841.700	5,221.44	0.000	\$0.00		\$0.00	(\$297.82)	\$9,848.15
City of Norco	3,786.500	\$12,893.79	886.49	2,007.650	12,454.36	0.000	\$0.00	1,778.850	\$302,208.83	(\$23,095.83)	\$305,347.64
City of Ontario	29,190.800	99,400.51	51,499.46	29,190.800	181,083.67	8,811.105	\$1,272,380.83		\$0.00	(\$45,236.37)	\$1,559,128.10
City of Pomona	9,978.300	33,978.11	49,332.62	0.000	0.00	0.000	\$0.00		\$0.00	(\$1,327.70)	\$81,983.03
San Antonio Water Co.	942.400	3,209.06	6,628.00	942.400	5,846.13	0.000	\$0.00		\$0.00	(\$327.59)	\$15,355.60
S.B. Co. - Prado Tiro	0.300	5.00	0.00	0.300	0.00	0.300	\$43.32		\$0.00	(\$6.67)	\$41.65
City of Chino Hills	3,171.400	10,799.25	9,287.03	3,171.400	19,673.62	0.000	\$0.00		\$0.00	(\$1,662.19)	\$38,097.71
Santa Ana River Water Co.	468.200	1,594.31	5,724.06	468.200	2,904.46	0.000	\$0.00		\$0.00	(\$256.53)	\$9,966.30
Southern Calif. Water Co.	585.200	1,992.72	1,809.86	585.200	3,630.26	0.000	\$0.00		\$0.00	(\$251.28)	\$7,181.56
City of Upland	2,822.500	9,611.18	12,546.21	2,822.500	17,509.24	0.000	\$0.00		\$0.00	(\$1,428.96)	\$34,237.67
West End Consol. Water Co.	0.000	5.00	4,168.50	0.000	0.00	0.000	\$0.00		\$0.00	(\$109.71)	\$4,063.79
West San Bernardino CWB	0.000	5.00	2,834.01	0.000	0.00	0.000	\$0.00		\$0.00	(\$74.67)	\$2,764.34
Arrowhead Mtn. Spring Water Co.	0.000	5.00	0.00	0.000	0.00	0.000	\$0.00		\$0.00	\$0.00	\$5.00
Los Serranos Country Club	187.400	638.13	0.00	0.000	0.00	0.000	\$0.00	187.400	\$31,837.39	(\$1,056.58)	\$31,418.94
Metro.W.D. So.Ca.	0.000	0.00	0.00	0.000	0.00	0.000	\$0.00		\$0.00	\$0.00	\$0.00
<b>Total Acre Feet</b>	<b>104,183.900</b>			<b>92,166.050</b>		<b>22,435.999</b>		<b>1,966.250</b>			
<b>Total Dollars</b>		<b>\$354,785.99</b>	<b>\$244,037.38</b>		<b>\$571,745.61</b>		<b>\$3,239,904.07</b>		<b>\$334,046.22</b>	<b>(\$229,700.01)</b>	<b>\$4,514,819.26</b>

1991/92

CHINO BASIN WATERMASTER  
OVERLYING (NON-AGRICULTURAL) POOL PRODUCTION

PRODUCER	Carry-Over	Share of	Storage	1991/92	Net	Carry-Over	Eligible for	Local Storage	Storage	Local Storage
	From 1990/91	Operating Safe Yield		Production & Exchange	Over Production	To 1992/1993		Local Storage		and New Storage Acc't 7/01/91
Ameron Steel	99,424	97,858	0.000	1,300	0.000	97,858	98.124	509,922	(1,566)	606,480 (1)
Conrock	319,410	317,844	0.000	0.000	0.000	317,844	319,410	4,131,972	(1,566)	4,449,816 (1)
Kaiser Steel Corporation	2,931,839	2,930,274	0.000	2,191,300	0.000	2,930,274	740,539	18,788,688	(1,565)	19,527,662 (1)
Quaker Chemical Co.	0.000	0.000	0.000	0.600	0.600	0.000	0.000	0.000	0.000	0.000
San Bernardino, County of	26,606	133,870	0.000	69,300	0.000	91,176	0.000	118,120	(1,566)	116,554
Southern Calif Edison Co. (3)	326,562	982,499	543,439	1,852,500	0.000	0.000	0.000	1,863,792	(545,005)	1,318,787 (1)
Southern Service Company	4,522	18,789	0.000	23,300	0.000	0,011	0.000	9,190	(1,566)	7,624
Space Center-Mira Loma	105,687	104,121	0.000	60,700	0.000	104,121	44,987	206,873	(1,566)	250,294 (1)
Sunkist	1,874,967	1,873,402	0.000	907,900	0.000	1,873,402	967,067	5,541,824	(1,566)	6,507,325 (1)
Swan Lake	465,806	464,240	0.000	133,300	0.000	464,240	332,506	402,160	(1,566)	733,100
Union Carbide Corporation	429,012	427,446	0.000	0.000	0.000	427,446	429,012	3,488,106	(1,566)	3,915,552 (1)
CSI	0.000	0.000	0.000	0.000	0.000	0.000	0.000	0.000	0.000	0.000
West Venture Development (2)*	15,657	15,657	0.000	0.000	0.000	15,657	15,657	0.000	0.000	0.000
<b>TOTALS</b>	<b>6,599,492</b>	<b>7,366,000</b>	<b>543,439</b>	<b>5,240,200</b>	<b>0.600</b>	<b>6,322,029</b>	<b>2,947,302</b>	<b>35,060,647</b>	<b>(559,098)</b>	<b>37,433,194</b>

(1) Producers with two local storage agreements.

(2) In the 1991/92 Assessment Package, West Venture Development's Safe Yield was allocated among the remaining pool members based on the information that West Venture Development had abandon their safe yield. Records now show that no official action has been taken by the court on the abandoning of West Venture Development safe yield, therefore, the amount of safe yield given to the remaining pool members in 1991/1992 must be transferred back to West Venture Development.

(3) Southern California Edison Co. exchanged 390.5 acre feet with MWD for placement in the cyclic storage account.



1992/1993

CIINO BASIN WATERMASTER  
OVERLYING (NON-AGRICULTURAL) POOL ASSESSMENTS

PRODUCER	GROSS ADMINISTRATIVE ASSESSMENTS		NET REPLENISHMENT ASSESSMENTS		Total 1992/1993 Assessment
	1991/92 Production	Assessment Per Acre Foot \$4.07	Acre Feet Exceeding Safe Yield	Assessment Per Acre Foot \$169.89	
Ameron Steel	1,300	5.29	0.000	\$0.00	\$5.29
Conrock	0.000	5.00	0.000	\$0.00	5.00
Kaiser Steel Corporation	2,191.300	8,917.06	0.000	\$0.00	8,917.06
Quaker Chemical Co.	0.600	5.00	0.600	\$101.93	106.93
San Bernardino, County of	69.300	282.00	0.000	\$0.00	282.00
Southern California Edison Co.	1,852.500	7,538.38	0.000	\$0.00	7,538.38
Southern Service Company	23.300	94.81	0.000	\$0.00	94.81
Space Center-Mira Loma	60.700	247.01	0.000	\$0.00	247.01
Sunkist	907.900	3,694.52	0.000	\$0.00	3,694.52
Swan Lake	133.300	542.44	0.000	\$0.00	542.44
Union Carbide Corporation	0.000	5.00	0.000	\$0.00	5.00
CSI	0.000	5.00	0.000	\$0.00	5.00
West Venture Development	0.000	0.00	0.000	\$0.00	0.00
<b>TOTALS</b>	<u>5,740.200</u>	<u>\$21,341.51</u>	<u>0.600</u>	<u>\$101.93</u>	<u>\$21,443.44</u>

RESOLUTION 92-6

A RESOLUTION OF THE CHINO BASIN WATERMASTER  
LEVYING REPLENISHMENT AND ADMINISTRATIVE  
ASSESSMENTS FOR FISCAL YEAR 1992-1993

WHEREAS, the Chino Basin Watermaster was appointed on January 27, 1978, under Case No. 51010 (formerly Case No. 164327) entitled Chino Basin Municipal Water District v. City of Chino, et al., with powers to levy and collect administrative and replenishment assessments necessary to maintain water levels and to cover the cost of administration of the Chino Basin Groundwater Basin Management Plan; and


WHEREAS, the Chino Basin Watermaster has approved an administrative budget as recommended by the Watermaster Advisory Committee for Fiscal Year 1992/93 in the amount of \$347,037.00 to carry out the necessary functions contained in the Judgment; and

WHEREAS, the parties named in this Judgment have pumped 24,402.857 acre feet of water in excess of the operating safe yield which is required to be replaced with imported water at the expense of the parties in accordance with the assessment formulas for each of the three pools.

NOW, THEREFORE, BE IT RESOLVED that the Chino Basin Watermaster levies the respective assessments for each pool as recommended by the Watermaster Advisory Committee as shown on Exhibit "A" attached hereto.

BE IT FURTHER RESOLVED, that each party will have thirty (30) days to remit payment for assessments due from date of notice. After this date, interest will accrue as provided for in Section 55(c) of the Judgment.

THE FOREGOING RESOLUTION was approved and signed by me this 4th day of November, 1992.

  
Dwight F. French, Chairman of  
the Chino Basin Watermaster

ATTEST:


  
John L. Anderson, Secretary  
of the Chino Basin Watermaster

EXHIBIT "A"  
RESOLUTION 92-6

SUMMARY  
OF  
ASSESSMENTS PER ACRE FOOT  
FISCAL YEAR 1992-1993  
PRODUCTION YEAR 1991-1992

1.	OVERLYING (NON-AGRICULTURAL) POOL		4.07
	a.	1990-1991 Administrative Budget	<del>\$4.0693</del> /AF/Production \$5.00 minimum
	b.	Replenishment	\$169.89
2.	APPROPRIATIVE POOL		
	a.	Administration	
		1. 1992-1993 Administrative Budget	\$3.40520/AF/Production
		2. 1990-1991 Water Transfers	\$7.02980/AF Transferred
	b.	Net Replenishment	
		MWD	\$169.89
	c.	15/85	
		Gross	<del>\$6.20345</del> 6.05624
		Net	\$144.40650

NOTE: All replenishment assessments include \$1.89 per acre foot spreading cost


STATE OF CALIFORNIA        )  
                                  )SS  
COUNTY OF SAN BERNARDINO)

I, John Anderson, Secretary of the Chino Basin Watermaster, DO  
HEREBY CERTIFY that the foregoing Resolution being No. 92-6, was adopted at a  
regular meeting of said district by the following vote:

AYES: Directors French, Anderson, Dunihue and Hill

NOES: Borba

ABSENT: None

  
Secretary

(SEAL)