



CHINO BASIN WATERMASTER



NOTICE OF MEETING

Thursday, June 16, 2011

9:00 a.m. – Advisory Committee Meeting

AT THE CHINO BASIN WATERMASTER OFFICES

*9641 San Bernardino Road
Rancho Cucamonga, CA 91730
(909) 484-3888*



CHINO BASIN WATERMASTER

Thursday, June 16, 2011

9:00 a.m. – Advisory Committee Meeting

AGENDA PACKAGE



**CHINO BASIN WATERMASTER
ADVISORY COMMITTEE MEETING**

9:00 a.m. – June 16, 2011

WITH

Mr. Ken Jeske, Chair

Mr. Jeff Pierson, Vice-Chair

At The Offices Of

Chino Basin Watermaster

9641 San Bernardino Road

Rancho Cucamonga, CA 91730

AGENDA

CALL TO ORDER

AGENDA - ADDITIONS/REORDER

I. CONSENT CALENDAR

Note: All matters listed under the Consent Calendar are considered to be routine and be no separate discussion on these items prior to voting unless any members, staff, or the public requests specific items be discussed and/or removed from the Consent Calendar for separate action.

A. MINUTES

1. Minutes of the Advisory Committee Meeting held May 19, 2011 *(Page 1)*

B. FINANCIAL REPORTS

1. Cash Disbursements for the month of April 2011 *(Page 9)*
2. Watermaster VISA Check Detail for the month of April 2011 *(Page 23)*
3. Combining Schedule for the Period July 1, 2010 through April 30, 2011 *(Page 27)*
4. Treasurer's Report of Financial Affairs for the Period April 1, 2011 through April 30, 2011 *(Page 31)*
5. Budget vs. Actual July through April 2011 *(Page 35)*

C. WATER TRANSACTIONS

1. **Consider Approval for Notice of Sale or Transfer** – The purchase of 1,100,000 acre-feet of water from Santa Ana River Water Company (SARWC) to Jurupa Community Services District (JCSD). This purchase is made first from SARWC's Annual Production Right, with any additional from storage. Date of Application: April 26, 2011 *(Page 41)*

II. BUSINESS ITEMS

A. WATERMASTER 2011-2012 BUDGET

Staff Recommends Approval of the 2011-2012 Watermaster Budget *(Page 51)*

B. PURCHASE OF 50,000 ACRE-FEET WATER FROM METROPOLITAN WATER DISTRICT
(Page 83)

1. Recommend Approval of the applications of Fontana Water Company and Niagara Water Company for Local Storage Agreements.

2. Request that the Watermaster Board waive the thirty day notice period (Watermaster Rules and Regulations Section 10.10) and the twenty-one day consideration period (Watermaster Rules and Regulations Section 10.11) for Applications for Local Storage Agreements, so that the Advisory Committee and Watermaster Board may approve the Local Storage Agreements in June. This request is sought with the express acknowledgment that it does not create precedent for future applications.

III. REPORTS/UPDATES

A. WATERMASTER GENERAL LEGAL COUNSEL REPORT

1. Paragraph 31 Appeal
2. Restated Watermaster Judgment
3. July 8, 2011 Court Hearing

B. CEO/STAFF REPORT

1. Recharge Update
2. Horizontal Extensometer Update

C. INLAND EMPIRE UTILITIES AGENCY

1. MWD Update – oral
2. Proposed Water Softener Ordinance Update - oral
3. Monthly Water Use Report - handout
4. State and Federal Legislative Reports *(Page 117)*
5. Community Outreach/Public Relations Report *(Page 139)*
6. IEUA Monthly Water Newsletter *(Page 141)*

D. OTHER METROPOLITAN MEMBER AGENCY REPORTS

IV. INFORMATION

1. Cash Disbursements for May 2011 *(Page 147)*
2. Newspaper Articles *(Page 151)*
3. State Water Supply Conditions *(Page 183)*

V. COMMITTEE MEMBER COMMENTS

VI. OTHER BUSINESS

VII. CONFIDENTIAL SESSION - POSSIBLE ACTION

Pursuant to the Advisory Committee Rules & Regulations, a Confidential Session may be held during the Watermaster Pool meeting for the purpose of discussion and possible action.

VIII. FUTURE MEETINGS

Thursday, June 16, 2011	8:00 a.m.	IEUA Dry Year Yield Meeting @ CBWM
Thursday, June 16, 2011	9:00 a.m.	Advisory Committee Meeting @ CBWM
Thursday, June 16, 2011	10:30 a.m.	Land Subsidence Committee Meeting @ CBWM
Thursday, June 23, 2011	11:00 a.m.	Watermaster Board Meeting @ CBWM
Thursday, July 7, 2011	1:00 p.m.	Appropriative Pool Meeting @ CBWM
Thursday, July 7, 2011	2:30 p.m.	Non-Agricultural Pool Conference Call Meeting
Thursday, July 14, 2011	9:00 a.m.	Agricultural Pool Meeting @ IEUA
Thursday, July 21, 2011	8:00 a.m.	IEUA Dry Year Yield Meeting @ CBWM
Thursday, July 21, 2011	9:00 a.m.	Advisory Committee Meeting @ CBWM
Thursday, July 21, 2011	10:30 a.m.	Land Subsidence Committee Meeting @ CBWM
Thursday, July 28, 2011	11:00 a.m.	Watermaster Board Meeting @ CBWM

Meeting Adjourn



CHINO BASIN WATERMASTER

I. CONSENT CALENDAR

A. MINUTES

1. Advisory Committee Meeting held on May 19, 2011



Draft Minutes
CHINO BASIN WATERMASTER
ADVISORY COMMITTEE MEETING

May 19, 2011

The Advisory Committee meeting was held at the offices of the Chino Basin Watermaster, 9641 San Bernardino Road, Rancho Cucamonga CA, on May 19, 2011 at 9:00 a.m.

ADVISORY COMMITTEE MEMBERS PRESENT WHO SIGNED IN

Non-Agricultural Pool

Ken Jeske, Chair	California Steel Industries
Scott Burton	City of Ontario
Brian Geye	Auto Club Speedway

Appropriative Pool

Mark Kinsey	Monte Vista Water District
Marty Zvirbulis	Cucamonga Valley Water District
Dave Crosley	City of Chino
Raul Garibay	City of Pomona
John Mura	City of Chino Hills
Ben Lewis	Golden State Water Company
Anthony La	City of Upland
Mohamed El-Amamy	City of Ontario
Robert Young	Fontana Water Company
Josh Swift	Fontana Union Water Company
Tom Harder	Jurupa Community Services District

Agricultural Pool

Jeff Pierson	Ag Pool – Crops
Bob Feenstra	Ag Pool – Dairy
Jennifer Novak	State of California, Dept. of Justice, CIM

BOARD MEMBERS PRESENT WHO SIGNED IN

Bob Kuhn	Three Valleys Municipal Water District
----------	--

Watermaster Staff Present

Desi Alvarez	Chief Executive Officer
Danielle Maurizio	Senior Engineer
Joe Joswiak	Chief Financial Officer
Ben Pak	Senior Project Engineer
Sherri Molino	Recording Secretary

Watermaster Consultants Present

Michael Fife	Brownstein, Hyatt, Farber & Schreck
Andy Malone	Wildermuth Environmental Inc.
Mark Wildermuth	Wildermuth Environmental Inc.

Others Present Who Signed In

Tom Love	Inland Empire Utilities Agency
Craig Miller	Inland Empire Utilities Agency
Ryan Shaw	Inland Empire Utilities Agency
Chris Berch	Inland Empire Utilities Agency
Christina Valencia	Inland Empire Utilities Agency
Terry Catlin	Inland Empire Utilities Agency
David DeJesus	Three Valleys Municipal Water District
Eunice Ulloa	Chino Basin Water Conservation District

Robert DeLoach
 Ron Craig
 Bill Kruger
 Robert Tock
 John Bosler
 Jo Lynne Russo-Pereyra
 Curtis Paxton
 Sheri Rojo

DeLoach & Associates
 City of Chino Hills
 City of Chino Hills
 Jurupa Community Service District
 Cucamonga Valley Water District
 Cucamonga Valley Water District
 Chino Desalter Authority
 Consultant for Fontana Water Company

Chair Jeske called the Advisory Committee meeting to order at 9:04 a.m.

AGENDA - ADDITIONS/REORDER

There were no additions or reorders made to the agenda.

I. CONSENT CALENDAR

A. MINUTES

1. Minutes of the Advisory Committee Meeting held April 21, 2011

B. FINANCIAL REPORTS

1. Cash Disbursements for the month of March 2011
2. Watermaster VISA Check Detail for the month of March 2011
3. Combining Schedule for the Period July 1, 2010 through March 31, 2011
4. Treasurer's Report of Financial Affairs for the Period March 1, 2011 through March 31, 2011
5. Budget vs. Actual July through March 2011

C. BANK OF AMERICA

Bank of America Visa Request to Appoint Desi Alvarez, CEO as Authorized Agent at Chino Basin Watermaster with a Credit Limit of \$10,000.00 for the Visa Account No. XXXX-XXXX-XXXX-9341

D. LOCAL AGENCY INVESTMENT FUND – NEW CEO NAME ADDITION

Revised Resolution 11-02 – Resolution Authorizing Investment of Monies in the Local Agency Investment Fund (LAIF) for Desi Alvarez to be Renamed as the Chief Executive Officer/Secretary for Chino Basin Watermaster

E. WATER TRANSACTIONS

1. **Consider Approval for Notice of Sale or Transfer** – Fontana Water Company ("Company") has agreed to purchase from Monte Vista Water District water in storage in the amount of 500.000 acre-feet to satisfy a portion of the Company's anticipated Chino Basin replenishment obligation for Fiscal Year 2010-2011. Date of Application: February 24, 2011
2. **Consider Approval for Notice of Sale or Transfer** – Chino Basin Watermaster will purchase 4,055.720 acre-feet of water from the City of Chino (Chino). The transfer will be made first from Chino's net under-production in Fiscal Year 2010-11, with any remainder to be recaptured from storage. Date of Application: March 1, 2011
3. **Consider Approval for Notice of Sale or Transfer** – Chino Basin Watermaster will purchase 1,595.170 acre-feet of water from the City of Pomona. The transfer will be made from the City's Excess Carryover Account. Date of Application: March 1, 2011
4. **Consider Approval for Notice of Sale or Transfer** – Chino Basin Watermaster will purchase 957.102 acre-feet of water from the Santa Ana River Water Company (SARWC). The transfer will be made first from SARWC's net under-production in Fiscal Year 2010-11, with any remainder to be recaptured from storage. Date of Application: March 1, 2011
5. **Consider Approval for Notice of Sale or Transfer** – Chino Basin Watermaster will purchase 2,233.238 acre-feet of water from the City of Upland (Upland). The transfer will be

made first from Upland's net under-production in Fiscal Year 2010-11, with any remainder to be recaptured from storage. Date of Application: March 1, 2011

6. **Consider Approval for Notice of Sale or Transfer** – Chino Basin Watermaster will purchase 47.855 acre-feet of water from the City of Ontario (Ontario). The transfer will be made first from Ontario's net under-production in Fiscal Year 2010-11, with any remainder to be recaptured from storage. Date of Application: March 1, 2011

Motion by Zvirbulis, second by Young, and by unanimous vote

Moved to approve Consent Calendar items A, through E, as presented

II. BUSINESS ITEMS

A. OUTSIDE AUDIT FIRM

Mr. Joswiak noted this item has gone to all three pools with unanimous support. Chair Jeske asked if there were any further comments. No further comments were made.

Motion by Pierson second by El-Amamy and by unanimous vote

Moved to approve awarding a five year contract (with an optional two years) to Charles Z. Fedak & Company for Watermaster's outside audit firm, as presented

B. PURCHASE OF 50,000 ACRE-FEET WATER FROM METROPOLITAN WATER DISTRICT

Mr. Alvarez stated as of last week Metropolitan Water District (MWD) has made available replenishment water at the replenishment rate. This presents a tremendous opportunity for Watermaster to purchase some of this water fairly inexpensively. MWD announced they will make 225,000 acre-feet of water available, which will be available through the end of 2011. Mr. Alvarez stated our current understanding is MWD will apportion that water depending on the demand, and this water will be on a first come basis. Mr. Alvarez stated this was discussed at the Appropriative Pool meeting recently on the premise MWD was going to make this happen. Once MWD officially made the announcement, staff quickly put together what is being presented today. Mr. Alvarez noted the Chino Basin has a physical limitation of 50,000 acre-feet that can be put into the ground this year. Mr. Alvarez stated staff has had meetings with Inland Empire Utilities Agency (IEUA) regarding finances and water deliveries. Watermaster did inform MWD that Chino Basin Watermaster would take the 50,000 acre-feet of water; as of May 16, 2011, that water has started being put into the ground. Mr. Alvarez stated the 50,000 acre-feet of water will be split into two accounts; one account for Watermaster and the second for replenishment storage accounts for other parties, which still need to be determined. Chair Jeske commented on the draft assessments attached to the staff letter which included assessments to the Non-Agricultural Pool. Chair Jeske offered history on why the Non-Agricultural Pool should not be put on the assessment scheme for desalter replenishment; this needs to be corrected. Chair Jeske stated it appears the Appropriative Pool will need a lot of discussion on this item because of the prioritization that will be required. Chair Jeske stated the Non-Agricultural Pool feels that their assessment should be taken out of the equation and let the individual parties look to purchase water to meet their own overproduction. A discussion regarding the payment/assessment upfront ensued. Mr. Alvarez stated the water needs to be purchased this year and MWD is going to be billing in a sixty day period, and the water must be paid for. Mr. Alvarez stated Watermaster has no reserve that is sufficient to pay for this quantity of water; the driver is how Watermaster is going to pay for the water. Mr. Alvarez stated counsel will address several of these discussion items and offered comment on the need to take advantage of this replenishment priced and available water. Ms. Rojo inquired about the cost allocation and method on page 3 of the handout and noted she felt there was a discrepancy in the percentage of allocation as it is being divvied out to the Appropriators. Ms. Rojo reviewed the handout and numbers in detail, and offered comment on the discussions which took place during the Peace II process and the final Peace II Agreement. Mr. Kinsey stated the real discussion, at this point in time, is whether or not it is prudent to acquire this water rather than getting into the details of how we are going to assess ourselves. Mr. Kinsey stated there is still water in the storage account for the next few years so this is really a discretionary item before us today. Mr. Kinsey stated there is a policy making board in the

Watermaster process, so if there is a policy to go out and acquire water in advance of a need then that decision should come through this process. Mr. Zvirbulis stated that levying these assessments for desalter replenishment is a complicated matter, and there are a lot of varying concerns/opinions on how those costs will be shared in the future. This is not something that can be resolved today. Mr. Zvirbulis stated some of that dialog is going to start next week at the workshop. Mr. Zvirbulis stated he is an advocate of taking advantage of purchase supplies of replenishment water at a great price to offset future needs; however, how this water is paid for must be discussed. Mr. Zvirbulis offered comment on purchasing this water, the financial aspects and how lengthy this process could be because of approvals. Mr. Alvarez stated he has made the decision that Watermaster will purchase this water and he has received commitments to purchase some of the water, so there is no damage done by starting to put the water into the ground. Mr. Alvarez reviewed the recommendations given in the staff report. A discussion regarding this matter ensued. Mr. Kinsey stated he does not have the authority from the district to authorize our purchase of the water today, nor does he have the authority to commit the district to make a payment of in excess of \$1M today. Mr. Kinsey stated possibly working out a funding strategy first would start this process in the best order. Mr. Kinsey stated he understands discussions have taken place with IEUA for them to possibly purchase the water now, with the understanding that when there is a desalter replenishment obligation beginning in 2013, Watermaster would purchase the water back from them to meet that replenishment obligation. Mr. Love stated that IEUA does not have the money to purchase this water; however, discussions have begun on some financial scenarios, but there has been no IEUA board approval to proceed with any financial obligations presently. Mr. Love offered comment on some of the financial scenarios. A discussion regarding finances ensued. Chair Jeske offered comment on some of the next steps that need to take place and offered some suggestions and possible recommendations. Mr. Young stated he is in agreement with what has been discussed and noted whether it is 25,000 or 26,000 acre-feet that has been committed to being purchased by parties, is going to take some time to get that water into the ground so there is time for decisions to be made on how that is going to be paid for. Mr. Young stated Fontana Water Company is still waiting for some sort of term sheet. A discussion on Mr. Young's comments ensued. Ms. Rojo stated the method for this has already been approved through the Peace II process. Ms. Rojo discussed page 25 of the meeting package regarding returning funds to the Appropriators through the assessment process and other potential available funds. Ms. Maurizio offered comment on the six water transactions just approved in the Consent Calendar and noted some of the monies Ms. Rojo are referring to will almost be completely depleted for the reserve amount in the replenishment column. Mr. Tock offered comment on wet water, the process, and MWD needs as far as timing in concerned. Mr. Tock inquired if Watermaster can take this endeavor through the June Watermaster process while giving MWD enough notice. Mr. Alvarez stated 'the sooner the better' is the answer MWD needs. Mr. Love stated the water is available from now until December 31, 2011, and as of last Tuesday, MWD staff stated they had received comments of interest for a little less than 200,000 acre-feet. The water will be prioritized on the basis of first delivery and they will not honor any reserve commitments; IEUA is the first agency to begin taking delivery of this water. Mr. Kinsey discussed the recommendations and commented on this item. Counsel Fife stated the fourth item in Watermaster's recommendation regards the legal matters and needs to taken care of as we go through this process. Counsel Fife offered legal comments on this potential course of action, or actions, so that the legal side of this does not interfere with the physical side of this. A lengthy discussion regarding Counsel Fife's comments, what the motion should capture, and storage accounts ensued. Mr. Garibay inquired about the restrictions for this water to the end user. Mr. Alvarez stated the restrictions from MWD is that it be replenishment water.

Motion by Kinsey second by Zvirbulis and by unanimous vote

Moved to: 1) Authorize individual agencies/parties to directly purchase the MWD replenishment water themselves 2) Authorize Watermaster to work with Inland Empire Utilities Agency to negotiate a potential financing plan with the goal of bringing the plan back through the Watermaster process in June for the purchase of the MWD replenishment water, and 3) Authorize, if necessary, the preparation of

agreements required to implement these measures and to pursue and obtain expedited ex parte Court approval, if necessary, of the preemptive purchase of replenishment water and to shorten time for the review and approval of storage agreements for supplemental water for the reasons set forth below. This approval will be sought with the express acknowledgment that it does not create precedent for future preemptive purchases and that Watermaster will be submitting a broader policy application to the Court in coordination with the Recharge Master Planning effort, as presented

III. REPORTS/UPDATES

A. **WATERMASTER GENERAL LEGAL COUNSEL REPORT**

1. Paragraph 31 Appeal

Counsel Fife stated Watermaster's deadline for filing its brief was May 17, 2011 and there is an automatic 15 day grace period for that filing. There are some discussions taking place presently between the Appropriative and Non-Agricultural Pool. The Ad-Hoc Committee, which was appointed by the Watermaster Board, indicated to counsel to hold on to the brief while those discussions take place. A brief discussion regarding this matter ensued.

2. Restated Watermaster Judgment

No comment was made regarding this item.

3. California Steel Industries (CSI) Request for Assessment Package Correction

Counsel Fife stated the letter supporting this item is available on the back table and there is no new update since the Pool meetings.

B. **ENGINEERING REPORT**

1. GE Application for Recharge Description and Status

Mr. Malone stated Wildermuth Environmental is conducting an analysis of the potential for material physical injury with the GE Injection Project. The analysis is complete and conclusions are being developed presently. There is nothing further to report on today; however, there will be a full report given during the Pool meetings in June.

2. Summary of HCMP Annual Report

Mr. Malone stated the Maximum Benefit Annual Report has been published and is on the Watermaster website. A presentation on this report was given at the Pool meetings earlier this month. There were no questions or further comments made regarding this item.

C. **CEO/STAFF REPORT**

1. Recharge Update

No comment was made regarding this item.

2. MWD Replenishment Rate Water

No comment was made regarding this item.

3. FY 2010/11 Land Use Conversions and Voluntary Agreements

No comment was made regarding this item.

D. **INLAND EMPIRE UTILITIES AGENCY**

1. MWD Update

Mr. Love offered comment on the recent MWD board meeting and noted the vote for the sale of replenishment water was 56 in favor to 44 against, so their board was not in full support of this item. Mr. Love stated with that motion for the sale of that water, there was direction that staff will come back to the MWD board by the end of this year with proposed revisions to the Replenishment Program. Mr. Love offered further comment on this matter.

2. Proposed Water Softener Ordinance Update
Mr. Love stated with regard to the proposed water softener ordinance, there is a public hearing scheduled for June 15, 2011 at 7:00 p.m. and all are welcome to attend that workshop. Mr. Love offered comments on the history of this matter and what is taking place presently. A brief discussion regarding this matter ensued.
3. Monthly Water Use Report
No comment was made regarding this item.
4. State and Federal Legislative Reports
No comment was made regarding this item.
5. Community Outreach/Public Relations Report
No comment was made regarding this item.
7. IEUA Monthly Water Newsletter
No comment was made regarding this item.

E. OTHER METROPOLITAN MEMBER AGENCY REPORTS

No comment was made regarding this item.

IV. INFORMATION

1. Cash Disbursements for April 2011
No comment was made regarding this item.
2. Newspaper Articles
No comment was made regarding this item.

V. COMMITTEE MEMBER COMMENTS

Mr. Craig offered comments regarding implementing/developing groundwater resources which help MWD manage its peak demands. Mr. Craig encouraged all the parties who have an influence in their social network or have any political connections to fight the fight and push MWD in a direction that benefits this basin; this is a dangerous point in time that we are in. Mr. Craig stated we need to rely on long-term replenishment capability through MWD. Chair Jeske commented on Mr. Craig's statements.

VI. OTHER BUSINESS

No comment was made regarding this item.

VII. CONFIDENTIAL SESSION - POSSIBLE ACTION

Pursuant to the Advisory Committee Rules & Regulations, a Confidential Session may be held during the Watermaster Pool meeting for the purpose of discussion and possible action.

No confidential session was called.

VIII. FUTURE MEETINGS

Thursday, May 19, 2011	8:00 a.m.	IEUA Dry Year Yield Meeting @ CBWM
Thursday, May 19, 2011	9:00 a.m.	Advisory Committee Meeting @ CBWM
Thursday, May 19, 2011	10:30 a.m.	2 nd Budget Workshop @ CBWM
Tuesday, May 24, 2011	9:00 a.m.	GRCC Meeting @ CBWM
Thursday, May 26, 2011	11:00 a.m.	Watermaster Board Meeting @ CBWM
Thursday, June 2, 2011	1:00 p.m.	Appropriative Pool Meeting @ CBWM
Thursday, June 2, 2011	2:30 p.m.	Non-Agricultural Pool Conference Call Meeting

Thursday, June 9, 2011	9:00 a.m.	Agricultural Pool Meeting @ IEUA
Thursday, June 16, 2011	8:00 a.m.	IEUA Dry Year Yield Meeting @ CBWM
Thursday, June 16, 2011	9:00 a.m.	Advisory Committee Meeting @ CBWM
Thursday, June 23, 2011	11:00 a.m.	Watermaster Board Meeting @ CBWM
Friday, July 8, 2011	10:30 a.m.	Watermaster Court Hearing @ Chino Court

The Advisory Committee meeting was dismissed by Chair Jeske at 10:00 a.m.

Secretary: _____

Minutes Approved: _____

THIS PAGE
HAS
INTENTIONALLY
BEEN LEFT
BLANK
FOR PAGINATION



CHINO BASIN WATERMASTER

I. CONSENT CALENDAR

B. FINANCIAL REPORTS

1. Cash Disbursements for the month of April 2011
2. Watermaster VISA Check Detail for the month of April 2011
3. Combining Schedule for the Period July 1, 2011 through April 30, 2011
4. Treasurer's Report of Financial Affairs for the Period April 1, 2011 through April 30, 2011
5. Budget vs. Actual July 2010 through April 2011





CHINO BASIN WATERMASTER

9641 San Bernardino Road, Rancho Cucamonga, Ca 91730
Tel: 909.484.3888 Fax: 909.484.3890 www.cbwm.org

DESI ALVAREZ, PE
Chief Executive Officer

STAFF REPORT

DATE: June 16, 2011
TO: Committee Members
SUBJECT: Cash Disbursement Report – Financial Report B1

SUMMARY

Issue – Record of cash disbursements for the month of April 2011.

Recommendation – Staff recommends the Cash Disbursements for April 2011 be received and filed as presented.

Fiscal Impact – Funds disbursed were included in the FY 2010-2011 Watermaster Budget.

BACKGROUND

A monthly cash disbursement report is provided to keep all members apprised of Watermaster expenditures.

DISCUSSION

Total cash disbursements during the month of April 2011 were \$491,858.81. The most significant expenditures during the month were Wildermuth Environmental, Inc. in the amount of \$214,472.88 (check number 15069 dated April 26, 2011), Inland Empire Utilities Agency in the amount of \$59,844.98 (check number 15066 dated April 26, 2011) and Brownstein Hyatt Farber Schreck in the amount of \$45,257.55 (check number 15067 dated April 26, 2011).

Actions:

June 2, 2011 Appropriative Pool – Approved Unanimously
June 2, 2011 Non-Agricultural Pool – Receive & File with no Approval
June 9, 2011 Agricultural Pool – Approved Unanimously
June 16, 2011 Advisory Committee –
June 23, 2011 Watermaster Board –

THIS PAGE
HAS
INTENTIONALLY
BEEN LEFT
BLANK
FOR PAGINATION

CHINO BASIN WATERMASTER
Cash Disbursements For The Month of
April 2011

Type	Date	Num	Name	Memo	Account	Paid Amount
Bill Pmt -Check	04/08/2011	14995	A&R BRIDGESTONE FIRESTONE AUTO CARE	035341	1012 - Bank of America Gen'l Ckg	
Bill	03/31/2011	035341		field truck maintenance	6177 - Vehicle Repairs & Maintenance	123.59
TOTAL						123.59
Bill Pmt -Check	04/08/2011	14996	APPLIED COMPUTER TECHNOLOGIES	2002	1012 - Bank of America Gen'l Ckg	
Bill	03/31/2011	2002		Database Services - March 2011	6052.2 - Applied Computer Technol	3,261.20
TOTAL						3,261.20
Bill Pmt -Check	04/08/2011	14997	ARROWHEAD MOUNTAIN SPRING WATER	0023230253	1012 - Bank of America Gen'l Ckg	
Bill	03/29/2011	0023230253		Office Water Bottle - March 2011	6031.7 - Other Office Supplies	26.63
TOTAL						26.63
Bill Pmt -Check	04/08/2011	14998	BOWCOCK, ROBERT	3/24/2011 Watermaster Board Meeting	1012 - Bank of America Gen'l Ckg	
Bill	03/31/2011	3/24 Board Meeting		3/24/2011 Watermaster Board Meeting	6311 - Board Member Compensation	125.00
TOTAL						125.00
Bill Pmt -Check	04/08/2011	14999	CATLIN, TERRY	VOID : 3/17/2011 CEO Committee Meeting	1012 - Bank of America Gen'l Ckg	
Bill	04/08/2011					
Bill Pmt -Check	04/08/2011	15000	DE BOOM, NATHAN	1/04/2011 Restated Judgment Meeting	1012 - Bank of America Gen'l Ckg	
Bill	03/31/2011	1/04 Judgment Mtg		AG Pool Member Meeting Compensation	8411 - Compensation	25.00
Bill	03/31/2011	1/24 Judgment Mtg		1/24/2011 Restated Judgment Meeting	8470 - Ag Meeting Attend -Special	100.00
Bill	03/31/2011	2/01 Judgment Mtg		AG Pool Member Meeting Compensation	8411 - Compensation	25.00
Bill	03/31/2011	2/08 Judgment Mtg		2/01/2011 Restated Judgment Meeting	8470 - Ag Meeting Attend -Special	100.00
Bill	03/31/2011	2/10 Ag Pool Mtg		AG Pool Member Meeting Compensation	8411 - Compensation	25.00
Bill	03/31/2011	3/10 Ag Pool Mtg		2/08/2011 Restated Judgment Meeting	8470 - Ag Meeting Attend -Special	100.00
Bill	03/31/2011			AG Pool Member Meeting Compensation	8411 - Compensation	25.00
Bill	03/31/2011			2/10/2011 Ag Pool Meeting	8470 - Ag Meeting Attend -Special	100.00
Bill	03/31/2011			AG Pool Member Meeting Compensation	8411 - Compensation	25.00
Bill	03/31/2011			3/10/2011 Ag Pool Meeting	8470 - Ag Meeting Attend -Special	100.00
Bill	03/31/2011			AG Pool Member Meeting Compensation	8411 - Compensation	25.00
TOTAL						750.00
Bill Pmt -Check	04/08/2011	15001	DIRECTV	019447404	1012 - Bank of America Gen'l Ckg	
Bill	03/31/2011	019447404		Monthly Service for 3/19/11-4/18/11	6031.7 - Other Office Supplies	86.99
TOTAL						86.99
Bill Pmt -Check	04/08/2011	15002	DURRINGTON, GLEN		1012 - Bank of America Gen'l Ckg	
Bill	04/08/2011					

CHINO BASIN WATERMASTER
Cash Disbursements For The Month of
April 2011

Type	Date	Num	Name	Memo	Account	Paid Amount
Bill	03/31/2011	1/13 Ag Pool Mtg		1/13/11 Ag Pool Meeting	8411 - Compensation	25.00
Bill	03/31/2011	2/10 Ag Pool Mtg		AG Pool Member Meeting Compensation	8470 - Ag Meeting Attend -Special	100.00
Bill	03/31/2011	3/10 Ag Pool Mtg		AG Pool Member Meeting Compensation	8411 - Compensation	25.00
Bill	03/31/2011	3/10 Ag Pool Mtg		AG Pool Member Meeting Compensation	8470 - Ag Meeting Attend -Special	100.00
Bill	03/31/2011	3/10 Ag Pool Mtg		AG Pool Member Meeting Compensation	8411 - Compensation	25.00
Bill	03/31/2011	3/10 Ag Pool Mtg		AG Pool Member Meeting Compensation	8470 - Ag Meeting Attend -Special	100.00
TOTAL						375.00
Bill Pmt -Check	04/08/2011	15003	ELIE, STEVEN		1012 - Bank of America Gen'l Ckg	
Bill	03/31/2011	3/24 Board Mtg		3/24/2011 Board Meeting	6311 - Board Member Compensation	125.00
Bill	03/31/2011	3/31 Bd Conf. Call		3/31/2011 Special Board Conference Call	6311 - Board Member Compensation	125.00
TOTAL						250.00
Bill Pmt -Check	04/08/2011	15004	FEENSTRA, BOB		1012 - Bank of America Gen'l Ckg	
Bill	03/31/2011	1/04 Judgment		1/04/2011 Restated Judgment Meeting	8411 - Compensation	25.00
Bill	03/31/2011	1/13 Ag Pool Mtg		1/04/2011 Restated Judgment Meeting	8470 - Ag Meeting Attend -Special	100.00
Bill	03/31/2011	1/20 Advisory Comm		1/13/2011 Ag Pool Meeting	8411 - Compensation	25.00
Bill	03/31/2011	1/24 Judgment Mtg		1/13/2011 Ag Pool Meeting	8470 - Ag Meeting Attend -Special	100.00
Bill	03/31/2011	2/01 Judgment Mtg		1/20/2011 Advisory Committee Meeting	8411 - Compensation	25.00
Bill	03/31/2011	2/08 Judgment Mtg		1/20/2011 Advisory Committee Meeting	8470 - Ag Meeting Attend -Special	100.00
Bill	03/31/2011	2/10 Ag Pool Mtg		1/24/2011 Restated Judgment Meeting	8411 - Compensation	25.00
Bill	03/31/2011	2/17 Advisory Comm		1/24/201 Restated Judgment Meeting	8470 - Ag Meeting Attend -Special	100.00
Bill	03/31/2011	2/24 Board Meeting		2/01/2011 Restated Judgment Meeting	8411 - Compensation	25.00
Bill	03/31/2011	3/10 Ag Pool Mtg		2/01/2011 Restated Judgment Meeting	8470 - Ag Meeting Attend -Special	100.00
Bill	03/31/2011	3/17 CEO Committee		2/08/2011 Restated Judgment Meeting	8411 - Compensation	25.00
Bill	03/31/2011	3/24 Board Meeting		2/08/2011 Restated Judgment Meeting	8470 - Ag Meeting Attend -Special	100.00
Bill	03/31/2011	3/31 Bd Special CC		2/08/2011 Restated Judgment Meeting	8411 - Compensation	25.00
Bill	03/31/2011	3/10 Ag Pool Mtg		2/10/2011 Ag Pool Meeting	8470 - Ag Meeting Attend -Special	100.00
Bill	03/31/2011	3/17 Board Meeting		2/10/2011 Ag Pool Meeting	8411 - Compensation	25.00
Bill	03/31/2011	3/17 CEO Committee		2/10/2011 Ag Pool Meeting	8470 - Ag Meeting Attend -Special	100.00
Bill	03/31/2011	3/17 Board Meeting		2/17/2011 Advisory Committee Meeting	8411 - Compensation	25.00
Bill	03/31/2011	3/17 Board Meeting		2/17/2011 Advisory Committee Meeting	8470 - Ag Meeting Attend -Special	100.00
Bill	03/31/2011	3/17 Board Meeting		2/04/2011 Board Meeting	8411 - Compensation	25.00
Bill	03/31/2011	3/17 Board Meeting		2/24/2011 Board Meeting	8470 - Ag Meeting Attend -Special	100.00
Bill	03/31/2011	3/17 Board Meeting		3/10/2011 Ag Pool Meeting	8411 - Compensation	25.00
Bill	03/31/2011	3/17 Board Meeting		3/10/2011 Ag Pool Meeting	8470 - Ag Meeting Attend -Special	100.00
Bill	03/31/2011	3/17 Board Meeting		3/17/2011 CEO Sub Committee Meeting	8411 - Compensation	25.00
Bill	03/31/2011	3/17 Board Meeting		3/17/2011 CEO Sub Committee Meeting	8470 - Ag Meeting Attend -Special	100.00
Bill	03/31/2011	3/24 Board Meeting		3/24/2011 Board Meeting	8411 - Compensation	25.00
Bill	03/31/2011	3/24 Board Meeting		3/24/2011 Board Meeting	8470 - Ag Meeting Attend -Special	100.00
Bill	03/31/2011	3/31 Bd Special CC		3/31/2011 Board Special Conference Call	8411 - Compensation	125.00
Bill	03/31/2011	3/31 Bd Special CC		3/31/2011 Board Special Conference Call	8470 - Ag Meeting Attend -Special	125.00
TOTAL						1,625.00

CHINO BASIN WATERMASTER
 Cash Disbursements For The Month of
 April 2011

Type	Date	Num	Name	Memo	Account	Paid Amount
Bill Pmt -Check	04/08/2011	15005	GUARANTEED JANITORIAL SERVICE, INC.		1012 - Bank of America Gen'l Ckg	
Bill	04/01/2011	28450		Strip/Wax all tile floors	6024 - Building Repair & Maintenance	350.00
Bill	04/05/2011	28432		Monthly Janitorial Service -April 2011	6024 - Building Repair & Maintenance	865.00
TOTAL						1,215.00
Bill Pmt -Check	04/08/2011	15006	HAUGHEY, TOM		1012 - Bank of America Gen'l Ckg	
Bill	03/31/2011	3/17 CEO Committee		3/17/2011 CEO Committee Meeting	6311 - Board Member Compensation	125.00
Bill	03/31/2011	3/24 Board Mtg		3/24/2011 Board Meeting	6311 - Board Member Compensation	125.00
Bill	03/31/2011	3/31 Conference Call		Special Board Conference Call	6311 - Board Member Compensation	125.00
TOTAL						375.00
Bill Pmt -Check	04/08/2011	15007	HSBC BUSINESS SOLUTIONS		1012 - Bank of America Gen'l Ckg	
Bill	04/05/2011	7003730910002744		7003-7309-1000-2744 company membership renewal - Costco	6031.7 - Other Office Supplies	250.00
TOTAL						250.00
Bill Pmt -Check	04/08/2011	15008	HUITSING, JOHN		1012 - Bank of America Gen'l Ckg	
Bill	03/31/2011	1/04 Judgment Mtg		1/04/2011 Restated Judgment Meeting	8411 - Compensation	25.00
Bill	03/31/2011	1/13 Ag Pool Mtg		Ag Pool Member Compensation	8470 - Ag Meeting Attend -Special	100.00
Bill	03/31/2011	1/24 Judgment Mtg		1/13/2011 Ag Pool Meeting	8411 - Compensation	25.00
Bill	03/31/2011	2/01 Judgment Mtg		Ag Pool Member Compensation	8470 - Ag Meeting Attend -Special	100.00
Bill	03/31/2011	2/08 Judgment Mtg		1/24/2011 Restated Judgment Meeting	8411 - Compensation	25.00
Bill	03/31/2011	2/10 Ag Pool Mtg		Ag Pool Member Compensation	8470 - Ag Meeting Attend -Special	100.00
Bill	03/31/2011	3/10 Ag Pool Mtg		2/01/2011 Restated Judgment Meeting	8411 - Compensation	25.00
Bill	03/31/2011	2/08 Judgment Mtg		Ag Pool Member Compensation	8470 - Ag Meeting Attend -Special	100.00
Bill	03/31/2011	2/10 Ag Pool Mtg		2/08/2011 Restated Judgment Meeting	8411 - Compensation	25.00
Bill	03/31/2011	3/10 Ag Pool Mtg		Ag Pool Member Compensation	8470 - Ag Meeting Attend -Special	100.00
TOTAL						875.00
Bill Pmt -Check	04/08/2011	15009	INLAND EMPIRE UTILITIES AGENCY		1012 - Bank of America Gen'l Ckg	
TOTAL				VOID:		
Bill Pmt -Check	04/08/2011	15010	KOOPMAN, GENE		1012 - Bank of America Gen'l Ckg	
Bill	03/31/2011	1/13 Ag Pool Meeting		AG Pool Member Meeting Compensation	8411 - Compensation	25.00
Bill	03/31/2011	1/13 Ag Pool Meeting		1/13/2011 Ag Pool Meeting	8470 - Ag Meeting Attend -Special	100.00
TOTAL						125.00

CHINO BASIN WATERMASTER
Cash Disbursements For The Month of
April 2011

Type	Date	Num	Name	Memo	Account	Paid Amount
Bill Pmt -Check	04/08/2011	15011	KUHN, BOB		1012 - Bank of America Gen'l Ckg	
Bill	03/31/2011	3/17 CEO Committee		3/17/2011 CEO Committee Meeting	6311 - Board Member Compensation	125.00
Bill	03/31/2011	3/24 Board Meeting		3/24/2011 Board Meeting	6311 - Board Member Compensation	125.00
Bill	03/31/2011	3/28 CEO Committee		3/28/2011 CEO Committee Meeting	6311 - Board Member Compensation	125.00
Bill	03/31/2011	3/31 Bd Conf. Call		3/31/2011 Special Board Conference Call	6311 - Board Member Compensation	125.00
TOTAL						500.00
Bill Pmt -Check	04/08/2011	15012	LANTZ, PAULA		1012 - Bank of America Gen'l Ckg	
Bill	03/31/2011	3/17 CEO Committee		3/17/2011 CEO Committee Meeting	6311 - Board Member Compensation	125.00
Bill	03/31/2011	3/24 Board Mtg		3/24/2011 Board Meeting	6311 - Board Member Compensation	125.00
Bill	03/31/2011	3/31 Bd Conf Call		3/31/2011 Special Board Conference Call	6311 - Board Member Compensation	125.00
TOTAL						375.00
Bill Pmt -Check	04/08/2011	15013	MIJAC ALARM		1012 - Bank of America Gen'l Ckg	
Bill	04/01/2011	298507		298507 Building Security for 4/01/11-6/30/11	6026 - Security services	147.00
TOTAL						147.00
Bill Pmt -Check	04/08/2011	15014	PARK PLACE COMPUTER SOLUTIONS, INC.		1012 - Bank of America Gen'l Ckg	
Bill	03/31/2011	449		449 IT Services - March 2011	6052.1 - Park Place Comp Solutn	3,150.00
TOTAL						3,150.00
Bill Pmt -Check	04/08/2011	15015	PAYCHEX		1012 - Bank of America Gen'l Ckg	
Bill	03/31/2011	2011033100		2011033100 March 2011	6012 - Payroll Services	237.31
TOTAL						237.31
Bill Pmt -Check	04/08/2011	15016	PIERSON, JEFFREY		1012 - Bank of America Gen'l Ckg	
Bill	03/31/2011	1/13 Ag Pool Mtg		1/13/2011 Ag Pool Meeting	8470 - Ag Meeting Attend -Special	125.00
Bill	03/31/2011	1/20 Advisory Comm		1/20/2011 Advisory Committee Meeting	8470 - Ag Meeting Attend -Special	125.00
Bill	03/31/2011	1/27 Board Meeting		1/27/2011 Board Meeting	8470 - Ag Meeting Attend -Special	125.00
Bill	03/31/2011	2/17 Advisory Comm		2/17/2011 Advisory Committee Meeting	8470 - Ag Meeting Attend -Special	125.00
Bill	03/31/2011	2/24 Board Mtg		2/24/2011 Board Meeting	8470 - Ag Meeting Attend -Special	125.00
Bill	03/31/2011	3/10 Ag Pool Mtg		3/10/2011 Ag Pool Meeting	8470 - Ag Meeting Attend -Special	125.00
Bill	03/31/2011	3/17 Advisory Comm		3/17/2011 Advisory Committee Meeting	8470 - Ag Meeting Attend -Special	125.00
Bill	03/31/2011	3/24 Board Meeting		3/24/2011 Board Meeting	8470 - Ag Meeting Attend -Special	125.00
TOTAL						1,000.00
Bill Pmt -Check	04/08/2011	15017	PREMIERE GLOBAL SERVICES		1012 - Bank of America Gen'l Ckg	
Bill	03/31/2011	06775432		06775432 3/03 Non AG Pool Conference Call	8512 - Meeting Expense	102.01
				CDA Conference Calls on 3/09 and 3/16	7305 - PES&S-Supplies	115.32

CHINO BASIN WATERMASTER
Cash Disbursements For The Month of
April 2011

Type	Date	Num	Name	Memo	Account	Paid Amount
TOTAL				monthly fee	6022 - Telephone	14.95
Bill Pmt -Check	04/08/2011	15018	PURCHASE POWER		1012 - Bank of America Gen'l Ckg	232.28
Bill	03/28/2011	8000909000168851		fed ex shipments to: Selfchoice Corp: IEUA	6042 - Postage - General	53.10
TOTAL						53.10
Bill Pmt -Check	04/08/2011	15019	REID & HELLYER		1012 - Bank of America Gen'l Ckg	9,229.98
Bill	03/31/2011	174222		174222 - Ag Pool Legal Services	8467 - Ag Legal & Technical Services	1,172.95
TOTAL				174222 - Ag Pool Frank B. Services	8467.1 - Frank B. & Associates	10,402.93
Bill Pmt -Check	04/08/2011	15020	SAFEGUARD DENTAL & VISION		1012 - Bank of America Gen'l Ckg	7.91
Bill	03/31/2011	3657099		Dental Premium - April 2011	60182.2 - Dental & Vision Ins	7.91
TOTAL						7.91
Bill Pmt -Check	04/08/2011	15021	SKILLPATH SEMINARS		1012 - Bank of America Gen'l Ckg	179.00
Bill	03/24/2011			A. Perez to attend 04/11/11 Admin. Asst. Conf.	6192 - Training & Seminars	179.00
Bill	03/24/2011			S. Molino to attend 04/11/11 Admin. Asst. Conf.	6192 - Training & Seminars	358.00
TOTAL						490.23
Bill Pmt -Check	04/08/2011	15022	STAPLES BUSINESS ADVANTAGE		1012 - Bank of America Gen'l Ckg	490.23
Bill	03/31/2011	8018157779		toner cartridges, divd's, post lts, binding machine	6031.7 - Other Office Supplies	490.23
TOTAL						490.23
Bill Pmt -Check	04/08/2011	15023	THE LAWTON GROUP		1012 - Bank of America Gen'l Ckg	422.30
Bill	03/31/2011	IVC070000016810		scanning services - week ending 3/20/2011	6017 - Temporary Services	422.30
Bill	03/31/2011	IVC070000016837		scanning services - week ending 3/27/2011	6017 - Temporary Services	824.00
TOTAL						1,246.30
Bill Pmt -Check	04/08/2011	15024	USA-FACT INC		1012 - Bank of America Gen'l Ckg	75.00
Bill	03/31/2011	00933808-IN		client onsite inspection	6016 - New Employee Search Costs	75.00
TOTAL						75.00
Bill Pmt -Check	04/08/2011	15025	VANDEN HEUVEL, GEOFFREY		1012 - Bank of America Gen'l Ckg	125.00
Bill	03/31/2011	3/17 CEO Committee		3/17/2011 CEO Committee Meeting	6311 - Board Member Compensation	125.00
Bill	03/31/2011	3/24 Board Meeting		3/24/2011 Board Meeting	6311 - Board Member Compensation	125.00
Bill	03/31/2011	3/28 CEO Committee		3/28/2011 CEO Committee Meeting	6311 - Board Member Compensation	125.00
Bill	03/31/2011	3/31 Bd Conf Call		3/31/2011 Special Board Conference Call	6311 - Board Member Compensation	125.00
TOTAL						500.00

CHINO BASIN WATERMASTER
Cash Disbursements For The Month of
April 2011

Type	Date	Num	Name	Memo	Account	Paid Amount
Bill Pmt -Check	04/08/2011	15026	VANDEN HEUVEL, ROB		1012 - Bank of America Gen'l Ckg	
Bill	03/31/2011	1/04 Judgment Mitg		1/04/2011 Restated Judgment Meeting	8411 - Compensation	25.00
Bill	03/31/2011	1/13 Ag Pool Mitg		AG Pool Member Compensation	8470 - Ag Meeting Attend -Special	100.00
Bill	03/31/2011	1/24 Judgment Mitg		1/13/2011 Ag Pool Meeting	8411 - Compensation	25.00
Bill	03/31/2011	2/01 Judgment Mitg		AG Pool Member Compensation	8470 - Ag Meeting Attend -Special	100.00
Bill	03/31/2011	2/08 Judgment Mitg		1/24/2010 Restated Judgment Meeting	8411 - Compensation	25.00
Bill	03/31/2011	3/10 Ag Pool Mitg		AG Pool Member Compensation	8470 - Ag Meeting Attend -Special	100.00
Bill	03/31/2011			2/01/2011 Restated Judgment Meeting	8411 - Compensation	25.00
Bill	03/31/2011			AG Pool Member Compensation	8470 - Ag Meeting Attend -Special	100.00
Bill	03/31/2011			2/08/2011 Restated Judgment Meeting	8411 - Compensation	25.00
Bill	03/31/2011			AG Pool Member Compensation	8470 - Ag Meeting Attend -Special	100.00
Bill	03/31/2011			3/10/2011 Ag Pool Meeting	8411 - Compensation	25.00
Bill	03/31/2011			AG Pool Member Compensation	8470 - Ag Meeting Attend -Special	100.00
TOTAL						750.00
Bill Pmt -Check	04/08/2011	15027	VERIZON		1012 - Bank of America Gen'l Ckg	
Bill	03/28/2011	0125661121521714508		0125661121521714508	7405 - PE4-Other Expense	163.11
Bill	03/31/2011	012519116950792103		012519116950792103	8022 - Telephone	426.12
TOTAL						589.23
Bill Pmt -Check	04/08/2011	15028	VISION SERVICE PLAN		1012 - Bank of America Gen'l Ckg	
Bill	03/28/2011	001017890001		00-101789-0001	60182.2 - Dental & Vision Ins	52.93
Bill	03/28/2011			Vision Premium - April 2011		52.93
TOTAL						105.86
Bill Pmt -Check	04/08/2011	15029	W.C. DISCOUNT MOBILE AUTO DETAILING		1012 - Bank of America Gen'l Ckg	
Bill	03/29/2011			Truck washing service	6177 - Vehicle Repairs & Maintenance	100.00
Bill	03/29/2011			truck washing 4 trucks		100.00
TOTAL						200.00
Bill Pmt -Check	04/08/2011	15030	WILLIS, KENNETH		1012 - Bank of America Gen'l Ckg	
Bill	03/31/2011	3/17 CEO Committee		3/17/2011 CEO Committee Meeting	6311 - Board Member Compensation	125.00
Bill	03/31/2011			3/17/2011 CEO Committee Meeting		125.00
TOTAL						250.00
Bill Pmt -Check	04/08/2011	15031	YUKON DISPOSAL SERVICE		1012 - Bank of America Gen'l Ckg	
Bill	04/04/2011	08-K2 213849		08-K2 213849	6024 - Building Repair & Maintenance	142.88
Bill	04/04/2011			Service for April 2011		142.88
TOTAL						285.76
Bill Pmt -Check	04/08/2011	15032	CITISTREET		1012 - Bank of America Gen'l Ckg	
General Journal	03/19/2011			Payroll and Taxes for 03/06/11-03/19/11	1012 - Bank of America Gen'l Ckg	1,462.03
General Journal	03/19/2011			Employee 457 deductions for 03/06/11-03/19/11	2000 - Accounts Payable	1,462.03
TOTAL						2,924.06

CHINO BASIN WATERMASTER
 Cash Disbursements For The Month of
 April 2011

Type	Date	Num	Name	Memo	Account	Paid Amount
Bill Pmt -Check General Journal	04/08/2011 03/19/2011	15033	PUBLIC EMPLOYEES' RETIREMENT SYSTEM PUBLIC EMPLOYEES' RETIREMENT SYSTEM	Payor #3493 CalPERS for 03/08/11-03/19/11	1012 - Bank of America Gen'l Ckg 2000 - Accounts Payable	5,519.39 5,519.39
TOTAL						
Service Charge	04/15/2011	04/15/2011		Service Charge Service Charge	1012 - Bank of America Gen'l Ckg 6031.7 - Other Office Supplies	524.96 524.96
TOTAL						
Bill Pmt -Check Bill	04/19/2011 04/06/2011	15034 035409	A&R BRIDGESTONE FIRESTONE AUTO CARE	035409 field truck maintenance	1012 - Bank of America Gen'l Ckg 6177 - Vehicle Repairs & Maintenance	62.81 62.81
TOTAL						
Bill Pmt -Check Bill	04/19/2011 04/13/2011	15035 00198	ACWA SERVICES CORPORATION	00198 Prepayment - May 2011 April 2011	1012 - Bank of America Gen'l Ckg 1409 - Prepaid Life, BAD&D & LTD 60191 - Life & Disab. Ins Benefits	37.61 86.63 124.24
TOTAL						
Bill Pmt -Check Bill	04/19/2011 03/31/2011	15036 XXXX-XXXX-XXXX-9341	BANK OF AMERICA	XXXX-XXXX-XXXX-9341 flowers for funeral of employee's parent to purchase pictures for office hallway hotel reservation- B. Pak - 3/21 Water Reuse Conf. to purchase lamps for front office lunch for 3/24/11 Board meeting lunch for CEO Subcommittee meeting logo set up fee for uniforms	1012 - Bank of America Gen'l Ckg 6147 - Other Admin Expenses 6031.7 - Other Office Supplies 6191 - Conferences - General 6031.7 - Other Office Supplies 6312 - Meeting Expenses 6312 - Meeting Expenses 6154 - Uniforms	134.59 231.31 208.51 57.39 153.36 38.39 114.45 938.00
P17						
TOTAL						
Bill Pmt -Check General Journal	04/19/2011 03/31/2011	15037	CITISTREET CITISTREET	Payroll and Taxes for 03/20/11-04/02/11 Employee 457 deductions for 03/20/11-04/02/11	1012 - Bank of America Gen'l Ckg 2000 - Accounts Payable	1,462.03 1,462.03
TOTAL						
Bill Pmt -Check Bill	04/19/2011 03/31/2011	15038 80170053	CORELOGIC INFORMATION SOLUTIONS	80170053 80170053 80170053	1012 - Bank of America Gen'l Ckg 7103.7 - Grdwtr Qual-Computer Svc 7101.4 - Prod Monitor-Computer	62.50 62.50 125.00
TOTAL						
Bill Pmt -Check Bill	04/19/2011 03/31/2011	15039 10759551	GREAT AMERICA LEASING CORP.	10759551 invoice Usage for Black Copies - amount is for 2 months	1012 - Bank of America Gen'l Ckg 6043.1 - Ricoh Lease Fee 6043.2 - Ricoh Usage & Maintenance Fee	2,814.41 429.86

CHINO BASIN WATERMASTER
Cash Disbursements For The Month of
April 2011

Type	Date	Num	Name	Memo	Account	Paid Amount
TOTAL				Usage for Color Copies - amount is for 2 months	6043.2 - Ricoh Usage & Maintenance Fee	570.91
Bill Pmt -Check	04/19/2011	15040	HOGAN LOVELLS	1960423	1012 - Bank of America Gen'l Ckg	3,815.08
Bill	03/31/2011	1960423		Non-Ag Legal Services - March 2011	8567 - Non-Ag Legal Service	35,163.78
TOTAL						35,163.78
Bill Pmt -Check	04/19/2011	15041	JAMES JOHNSTON	228	1012 - Bank of America Gen'l Ckg	900.00
Bill	03/31/2011	228		Website Services - March 2011	6052.3 - Website Consulting	900.00
TOTAL						900.00
Bill Pmt -Check	04/19/2011	15042	PUBLIC EMPLOYEES' RETIREMENT SYSTEM	Payor #3493	1012 - Bank of America Gen'l Ckg	5,421.58
General Journal	03/31/2011		PUBLIC EMPLOYEES' RETIREMENT SYSTEM	CalPERS for 03/20/11-04/02/11	2000 - Accounts Payable	5,421.58
TOTAL						5,421.58
Bill Pmt -Check	04/19/2011	15043	THE LAWTON GROUP	6017	1012 - Bank of America Gen'l Ckg	453.20
Bill	04/08/2011	IVC070000016864		scanning services - week ending 4/03/2011	6017 - Temporary Services	453.20
TOTAL						453.20
Bill Pmt -Check	04/19/2011	15044	USA-FACT INC	1831055-IN	1012 - Bank of America Gen'l Ckg	111.95
Bill	04/07/2011	1831055-IN		background verification - Desi Alvarez	6016 - New Employee Search Costs	111.95
TOTAL						111.95
Bill Pmt -Check	04/19/2011	15045	VERIZON BUSINESS	69098974	1012 - Bank of America Gen'l Ckg	1,530.46
Bill	04/13/2011	69098974			6053 - Internet Expense	1,530.46
TOTAL						1,530.46
Bill Pmt -Check	04/19/2011	15046	VERIZON WIRELESS	0965305862	1012 - Bank of America Gen'l Ckg	441.98
Bill	04/13/2011	0965305862		monthly service	6022 - Telephone	441.98
TOTAL						441.98
Bill Pmt -Check	04/19/2011	15047	WESTERN DENTAL SERVICES, INC.	002483	1012 - Bank of America Gen'l Ckg	28.88
Bill	04/13/2011	002483		Dental Premium - May 2011	60182.2 - Dental & Vision Ins	28.88
TOTAL						28.88
Bill Pmt -Check	04/20/2011	15048	MWH LABORATORIES	L0050922	1012 - Bank of America Gen'l Ckg	2,360.00
Bill	03/31/2011	L0050922		L0050922 - Hydraulic Control-Lab Svcs	7108.4 - Hydraulic Control-Lab Svcs	2,360.00
Bill	03/31/2011	L0050924		L0050924 - Hydraulic Control-Lab Svcs	7108.4 - Hydraulic Control-Lab Svcs	2,065.00
Bill	03/31/2011	L0050926		L0050926 - Hydraulic Control-Lab Svcs	7108.4 - Hydraulic Control-Lab Svcs	615.00
Bill	03/31/2011	L0049648		L0049648 - Hydraulic Control-Lab Svcs	7108.4 - Hydraulic Control-Lab Svcs	1,532.00

CHINO BASIN WATERMASTER
Cash Disbursements For The Month of
April 2011

Type	Date	Num	Name	Memo	Account	Paid Amount
Bill	03/31/2011	L0049658		L0049658 - Hydraulic Control-Lab Svcs	7108.4 - Hydraulic Control-Lab Svcs	2,085.00
Bill	03/31/2011	L0050877		L0050877 - Hydraulic Control-Lab Svcs	7108.4 - Hydraulic Control-Lab Svcs	2,085.00
Bill	03/31/2011	L0050880		L0050880 - Hydraulic Control-Lab Svcs	7108.4 - Hydraulic Control-Lab Svcs	615.00
TOTAL						11,317.00
General Journal	04/22/2011	04/22/2011	Payroll and Taxes for 04/03/11-04/16/11	Payroll and Taxes for 04/03/11-04/16/11	1012 - Bank of America Gen'l Ckg	
				Payroll Taxes for 04/03/11-04/16/11	1012 - Bank of America Gen'l Ckg	4,811.16
				Direct Deposits for 04/03/11-04/16/11	1012 - Bank of America Gen'l Ckg	19,653.30
TOTAL						24,464.46
Bill Pmt -Check	04/25/2011	15049	CALPERS	1741	1012 - Bank of America Gen'l Ckg	
Bill	04/15/2011	1741		Medical Insurance Premiums - May 2011	60182.1 - Medical Insurance	5,431.25
TOTAL						5,431.25
Bill Pmt -Check	04/25/2011	15050	CITISTREET	Payroll and Taxes for 04/03/11-04/16/11	1012 - Bank of America Gen'l Ckg	
General Journal	04/22/2011		CITISTREET	Employee 457 deductions for 04/03/11-04/16/11	2000 - Accounts Payable	1,462.03
TOTAL						1,462.03
Bill Pmt -Check	04/25/2011	15051	CUCAMONGA VALLEY WATER DISTRICT	Lease Due May 1, 2011	1012 - Bank of America Gen'l Ckg	
Bill	04/18/2011			Lease Due May 1, 2011	1422 - Prepaid Rent	5,844.00
TOTAL						5,844.00
Bill Pmt -Check	04/25/2011	15052	CUCAMONGA VALLEY IAAP	April 27, 2011 Cucamonga Valley IAAP Chapter	1012 - Bank of America Gen'l Ckg	
Bill	04/25/2011			Fee for Wilson & Molino-04/27/11 IAAP Mtg.	6192 - Training & Seminars	50.00
TOTAL						50.00
Bill Pmt -Check	04/25/2011	15053	DAN VASILE	new employee physical for Desi Alvarez	1012 - Bank of America Gen'l Ckg	
Bill	04/18/2011				6016 - New Employee Search Costs	120.00
TOTAL						120.00
Bill Pmt -Check	04/25/2011	15054	LIATTI & ASSOCIATES	414	1012 - Bank of America Gen'l Ckg	
Bill	04/21/2011	414		worker comp broker fee	60183 - Worker's Comp Insurance	1,416.00
TOTAL						1,416.00
Bill Pmt -Check	04/25/2011	15055	PETTY CASH	2343-2356	1012 - Bank of America Gen'l Ckg	
Bill	04/25/2011			B. Pak mtg w/City of Ontario	6909.1 - OBMP Meetings	28.11
				supplies for 2/17, 3/17 and 4/21 Adv. Commi. mtgs	6212 - Meeting Expense	62.14
				cake for Board mtg - K. Manning leaving	6312 - Meeting Expenses	17.99
				supplies for shelves, cabinet repair, stain/knobs for	6031.7 - Other Office Supplies	105.39
				duplicate keys for field trucks	6177 - Vehicle Repairs & Maintenance	17.13

CHINO BASIN WATERMASTER
Cash Disbursements For The Month of
April 2011

Type	Date	Num	Name	Memo	Account	Paid Amount
TOTAL						
Bill Pmt -Check	04/25/2011	15056		mileage reimbursement-Molino-3/10 & 4/14 Ag Poo	6173 · Mileage Reimbursements	33.66
Bill	04/15/2011	6684246		cakes for office birthday	6141.1 · Meeting Supplies	17.68
				expenses-4/11 Administrative Assistants Conf.	6191 · Conferences - General	38.71
				supplies for 4/21 DYY mtg	7604 · PE8&9-Supplies	15.96
TOTAL						336.77
Bill Pmt -Check	04/25/2011	15057	PITNEY BOWES CREDIT CORPORATION	6684246	1012 · Bank of America Gen'l Ckg	551.37
Bill	04/15/2011	111802	PRE-PAID LEGAL SERVICES, INC.	lease charges	6044 · Postage Meter Lease	551.37
TOTAL						51.80
Bill Pmt -Check	04/25/2011	15058	PUBLIC EMPLOYEES' RETIREMENT SYSTEM	111802	1012 · Bank of America Gen'l Ckg	51.80
General Journal	04/22/2011	15058	PUBLIC EMPLOYEES' RETIREMENT SYSTEM	Payor #3493	2000 · Accounts Payable	5,519.39
TOTAL						5,519.39
Bill Pmt -Check	04/25/2011	15059	PUMP CHECK	4201	1012 · Bank of America Gen'l Ckg	1,330.00
Bill	04/05/2011	4201			7102.8 · in-line Meter-Calib & Test	1,330.00
TOTAL						370.24
Bill Pmt -Check	04/25/2011	15060	STANDARD INSURANCE CO.	Policy # 00-640888-0009	1012 · Bank of America Gen'l Ckg	370.24
Bill	04/19/2011	00-640888-0009			60191 · Life & Disab.Ins Benefits	370.24
TOTAL						637.73
Bill Pmt -Check	04/25/2011	15061	STATE COMPENSATION INSURANCE FUND	1615535-10	1012 · Bank of America Gen'l Ckg	637.73
Bill	04/24/2011	1615535-11			60183 · Worker's Comp Insurance	637.73
TOTAL						136.61
Bill Pmt -Check	04/25/2011	15062	STAULA, MARY L	Retiree Medical	1012 · Bank of America Gen'l Ckg	136.61
Bill	04/30/2011				60182.4 · Retiree Medical	136.61
TOTAL						824.00
Bill Pmt -Check	04/25/2011	15063	THE LAWTON GROUP	6017	1012 · Bank of America Gen'l Ckg	824.00
Bill	04/15/2011	1VC0700000016881		scanning services - week ending 4/10/2011	6017 · Temporary Services	824.00
TOTAL						399.09
Bill Pmt -Check	04/25/2011	15064	UNITED HEALTHCARE	0023870388	1012 · Bank of America Gen'l Ckg	399.09
Bill	04/13/2011	0023870388		dental insurance premium	60182.2 · Dental & Vision Ins	399.09

CHINO BASIN WATERMASTER
Cash Disbursements For The Month of
April 2011

Type	Date	Num	Name	Memo	Account	Paid Amount
TOTAL						399.09
Bill Pmt -Check	04/25/2011	15065	W.C. DISCOUNT MOBILE AUTO DETAILING	Truck washing service	1012 - Bank of America Gen'l Ckg	
Bill	04/19/2011			truck washing 3 trucks	6177 - Vehicle Repairs & Maintenance	75.00
TOTAL						75.00
Bill Pmt -Check	04/26/2011	15066	INLAND EMPIRE UTILITIES AGENCY		1012 - Bank of America Gen'l Ckg	
Bill	03/31/2011	90007483		90007483	8456 - IEUA Readiness To Serve	400.98
				90007483	5011 - Replenishment Water	59,444.00
TOTAL						59,844.98
Bill Pmt -Check	04/26/2011	15067	BROWNSTEIN HYATT FARBER SCHRECK		1012 - Bank of America Gen'l Ckg	
Bill	03/31/2011	440076		44076 - WM Legal Counsel	6907.3 - WM Legal Counsel	23,443.55
				44076 - Paragraph 31 Motion	6907.35 - Paragraph 31 Motion	263.25
				44076 - Recharge Master Plan	6907.39 - Recharge Master Plan	4,250.25
Bill	03/31/2011	440077		440077 - Santa Ana River Water Rights	6907.34 - Santa Ana River Water Rights	1,380.30
Bill	03/31/2011	440078		440078 - S. Archibald Plume-Formerly OIA	6907.31 - S. Archibald Plume-Formerly OIA	1,053.00
Bill	03/31/2011	440079		440079 - Chino Airport Plume	6907.32 - Chino Airport Plume	734.40
Bill	03/31/2011	440080		440080 - Desalter Negotiations	6907.33 - Desalter Negotiations	5,285.00
Bill	03/31/2011	440081		440081 - Desalter Negotiations	6907.35 - Desalter Negotiations	8,867.80
TOTAL						45,257.55
Bill Pmt -Check	04/26/2011	15068	COMPUTER NETWORK		1012 - Bank of America Gen'l Ckg	
Bill	04/21/2011	81179		video card upgrade	6055 - Computer Hardware	54.38
Bill	04/21/2011	81167		external hard drive	6055 - Computer Hardware	679.68
				PDF Converter Pro	6054 - Computer Software	489.38
Bill	04/21/2011	81083		workstation, notebook for new CEO	6055 - Computer Hardware	2,626.00
Bill	04/21/2011	81170		scanner for front desk	6055 - Computer Hardware	3,969.38
Bill	04/25/2011	81195		cable, hard drive	6055 - Computer Hardware	132.68
TOTAL						7,951.50
Bill Pmt -Check	04/26/2011	15069	WILDERMUTH ENVIRONMENTAL INC		1012 - Bank of America Gen'l Ckg	
Bill	03/31/2011	2011060		2011060 - OBMP Engineering Services	6906 - OBMP Engineering Services	6,712.33
Bill	03/31/2011	2011061		2011061 - OBMP Engineering Services	6906 - OBMP Engineering Services	2,707.00
Bill	03/31/2011	2011062		2011062 - OBMP Engineering Services	6906 - OBMP Engineering Services	8,192.97
Bill	03/31/2011	2011063		2011063 - OBMP Engineering Services	6906 - OBMP Engineering Services	7,030.00
Bill	03/31/2011	2011064		2011064 - OBMP Engineering Services	6906 - OBMP Engineering Services	6,851.97
Bill	03/31/2011	2011065		2011065 - Grdwtr Qual-Engineering	7103.3 - Grdwtr Qual-Engineering	187.50
Bill	03/31/2011	2011066		2011066 - Grdwtr Qual-Engineering	7103.3 - Grdwtr Qual-Engineering	1,187.50
Bill	03/31/2011	2011067		2011067 - Grdwtr Level-Engineering	7104.3 - Grdwtr Level-Engineering	675.00

CHINO BASIN WATERMASTER
Cash Disbursements For The Month of
April 2011

Type	Date	Num	Name	Memo	Account	Paid Amount
Bill	03/31/2011	2011068		2011068 - Grdwtr Level-Engineering	7104.3 - Grdwtr Level-Engineering	7,443.34
Bill	03/31/2011	2011069		2011069 - Grdwtr Level-Engineering	7104.3 - Grdwtr Level-Engineering	1,218.75
Bill	03/31/2011	2011070		2011070 - Grd Level-SAR Imagery	7107.3 - Grd Level-SAR Imagery	69,000.00
Bill	03/31/2011	2011071		2011071 - Grd Level-Engineering	7107.2 - Grd Level-Engineering	2,892.46
Bill	03/31/2011	2011072		2011072 - Hydraulic Control-Engineering	7108.3 - Hydraulic Control-Engineering	450.00
Bill	03/31/2011	2011073		2011073 - Hydraulic Control-Engineering	7108.3 - Hydraulic Control-Engineering	5,762.05
Bill	03/31/2011	2011074		2011074 - Hydraulic Control-Engineering	7108.3 - Hydraulic Control-Engineering	125.00
Bill	03/31/2011	2011075		2011075 - Hydraulic Control-Engineering	7108.3 - Hydraulic Control-Engineering	1,168.75
Bill	03/31/2011	2011076		2011076 - Hydraulic Control-Engineering	7108.3 - Hydraulic Control-Engineering	375.00
Bill	03/31/2011	2011077		2011077 - Hydraulic Control-Engineering	7108.3 - Hydraulic Control-Engineering	112.50
Bill	03/31/2011	2011078		2011078 - Hydraulic Control-Engineering	7108.3 - Hydraulic Control-Engineering	590.80
Bill	03/31/2011	2011079		2011079 - Hydraulic Control-Engineering	7108.3 - Hydraulic Control-Engineering	325.00
Bill	03/31/2011	2011080		2011080 - Hydraulic Control-Engineering	7108.3 - Hydraulic Control-Engineering	343.75
Bill	03/31/2011	2011081		2011081 - Hydraulic Control-Engineering	7108.3 - Hydraulic Control-Engineering	37,793.75
Bill	03/31/2011	2011082		2011082 - Hydraulic Control-Engineering	7108.3 - Hydraulic Control-Engineering	17,860.00
Bill	03/31/2011	2011083		2011083 - Comp Recharge-Implementation	7202.3 - Comp Recharge-Implementation	11,800.00
Bill	03/31/2011	2011084		2011084 - PE3&5-Engineering	7303 - PE3&5-Engineering	4,933.60
Bill	03/31/2011	2011085		2011085 - PE4-Engineering	7402 - PE4-Engineering	3,083.28
Bill	03/31/2011	2011086		2011086 - PE6&7-Engineering	7502 - PE6&7-Engineering	4,728.08
Bill	03/31/2011	2011087		2011087 - PE6&7-Engineering	7502 - PE6&7-Engineering	322.50
Bill	03/31/2011	2011088		2011088 - PE6&7-Engineering	7502 - PE6&7-Engineering	600.00
						204,472.88
General Journal	04/30/2011	04/30/2011	Payroll and Taxes for 04/17/11-04/30/11	Payroll and Taxes for 04/17/11-04/30/11	1012 - Bank of America Gen'l Ckg	4,762.04
				Payroll Taxes for 04/17/11-04/30/11	1012 - Bank of America Gen'l Ckg	19,384.01
				Direct Deposits for 04/17/11-04/30/11	1012 - Bank of America Gen'l Ckg	24,146.05
General Journal	04/30/2011	04/30/2011	Wage Works Direct Debits - Apr. 2011	Wage Works Direct Debits - Apr. 2011	1012 - Bank of America Gen'l Ckg	86.75
				Wage Works Direct Debits - Apr. 2011	60194 - Other Employee Insurance	839.24
				Wage Works Direct Debits - Apr. 2011	60194 - Other Employee Insurance	839.24
				Wage Works Direct Debits - Apr. 2011	60194 - Other Employee Insurance	1,765.23
					Total Disbursements:	491,858.81

P22

TOTAL

TOTAL

TOTAL



CHINO BASIN WATERMASTER

9641 San Bernardino Road, Rancho Cucamonga, Ca 91730
Tel: 909.484.3888 Fax: 909.484.3890 www.cbwm.org

DESI ALVAREZ, PE
Chief Executive Officer

STAFF REPORT

DATE: June 16, 2011
TO: Committee Members
SUBJECT: VISA Check Detail Report – Financial Report B2

SUMMARY

Issue – Record of VISA credit card payment disbursed for the month of April 2011.

Recommendation – Staff recommends the VISA Check Detail Report for April 2011 be received and filed as presented.

Fiscal Impact – Funds disbursed were included in the FY 2010-2011 Watermaster Budget.

BACKGROUND

A monthly VISA Check Detail report is provided to keep all members apprised of Watermaster expenditures charged against the CEO and/or CFO's Bank of America VISA card.

DISCUSSION

Total cash disbursement during the month of April 2011 was \$938.00. The monthly charges for April 2011 were for routine and customary expenditures and properly documented with receipts.

Actions:

- June 2, 2011 Appropriative Pool – Approved Unanimously
- June 2, 2011 Non-Agricultural Pool – Receive & File with no Approval
- June 9, 2011 Agricultural Pool – Approved Unanimously
- June 16, 2011 Advisory Committee –
- June 23, 2011 Watermaster Board –

THIS PAGE
HAS
INTENTIONALLY
BEEN LEFT
BLANK
FOR PAGINATION

CHINO BASIN WATERMASTER
 VISA Check Detail Report
 April 2011

Type	Num	Date	Name	Memo	Account	Paid Amount
Bill Pmt -Check	15036	04/19/2011	BANK OF AMERICA	XXXX-XXXX-XXXX-9341 flowers for funeral of employee's parent	1012 · Bank of America Gen'l Ckg	134.59
Bill	XXXX-XXXX-XXXX-9341	03/31/2011		to purchase pictures for office hallway	6147 · Other Admin Expenses	231.31
				hotel reservation for B. Pak - attend 3/21/11 Water Reuse Conference	6031.7 · Other Office Supplies	208.51
				to purchase lamps for front office	6191 · Conferences - General	57.39
				lunch for 3/24/11 Board meeting	6031.7 · Other Office Supplies	153.36
				lunch for CEO Subcommittee meeting	6312 · Meeting Expenses	38.39
				logo set up fee for uniforms	6312 · Meeting Expenses	114.45
					6154 · Uniforms	938.00
						<u>938.00</u>

TOTAL

THIS PAGE
HAS
INTENTIONALLY
BEEN LEFT
BLANK
FOR PAGINATION



CHINO BASIN WATERMASTER

9641 San Bernardino Road, Rancho Cucamonga, Ca 91730
Tel: 909.484.3888 Fax: 909.484.3890 www.cbwm.org

DESI ALVAREZ, PE
Chief Executive Officer

STAFF REPORT

DATE: June 16, 2011
TO: Committee Members
SUBJECT: Combining Schedule of Revenue, Expenses and Changes in Working Capital for the Period July 1, 2010 through April 30, 2011 - Financial Report B3

SUMMARY

Issue – Record of Revenue, Expenses and Changes in Working Capital for the Period July 1, 2010 through April 30, 2011.

Recommendation – Staff recommends the Combining Schedule of Revenue, Expenses and Changes in Working Capital for the Period July 1, 2010 through April 30, 2011 be received and filed as presented.

Fiscal Impact – Funds disbursed were included in the FY 2010-2011 Watermaster Budget.

BACKGROUND

A Combining Schedule of Revenue, Expenses and Changes in Working Capital for the period July 1, 2010 through April 30, 2011 is provided to keep all members apprised of the FY 2010/2011 cumulative Watermaster revenues, expenditures and changes in working capital for the period listed.

DISCUSSION

The Combining Schedule of Revenue, Expenses and Changes in Working Capital has been created from various financial reports and statements created from QuickBooks Enterprise Solutions 9.0, the Watermaster accounting system. The Combining Schedule provided balances to the supporting documentation in the Watermaster accounting system as presented.

Actions:

June 2, 2011 Appropriative Pool – Approved Unanimously
June 2, 2011 Non-Agricultural Pool – Receive & File with no Approval
June 9, 2011 Agricultural Pool – Approved Unanimously
June 16, 2011 Advisory Committee –
June 23, 2011 Watermaster Board –

THIS PAGE
HAS
INTENTIONALLY
BEEN LEFT
BLANK
FOR PAGINATION

THIS PAGE
HAS
INTENTIONALLY
BEEN LEFT
BLANK
FOR PAGINATION



CHINO BASIN WATERMASTER

9641 San Bernardino Road, Rancho Cucamonga, Ca 91730
Tel: 909.484.3888 Fax: 909.484.3890 www.cbwm.org

DESI ALVAREZ, PE
Chief Executive Officer

STAFF REPORT

DATE: June 16, 2011
TO: Committee Members
SUBJECT: Treasurer's Report of Financial Affairs for the Period April 1, 2011 through April 30, 2011 - Financial Report B4

SUMMARY

Issue – Record of increases or decreases in the cash position, assets and liabilities of Watermaster for the Period of April 1, 2011 through April 30, 2011.

Recommendation – Staff recommends the Treasurer's Report of Financial Affairs for the Period April 1, 2011 through April 30, 2011 be received and filed as presented.

Fiscal Impact – Funds disbursed were included in the FY 2010-2011 Watermaster Budget.

BACKGROUND

A Treasurer's Report of Financial Affairs for the Period April 1, 2011 through April 30, 2011 is provided to keep all members apprised of the total cash in banks (Bank of America and LAIF) and on hand at the Watermaster office (petty cash) at the end of the period stated. The Treasurer's Report details the change (increase or decrease) in the overall cash position of Watermaster, as well as the changes (increase or decrease) to the assets and liabilities section of the balance sheet. The report also provides a detailed listing of all deposits and/or withdrawals in the California State Treasurer's Local Agency Investment Fund (LAIF), the most current effective yield as of the last quarter, and the ending balance in LAIF as of the reporting date.

DISCUSSION

The Treasurer's Report of Financial Affairs has been created from various financial reports and statements created from QuickBooks Enterprise Solutions 9.0, the Watermaster accounting system. The Treasurer's Report provided, balances to the supporting documentation in the Watermaster accounting system, as well as the supporting bank statements.

Actions:

June 2, 2011 Appropriative Pool – Approved Unanimously
June 2, 2011 Non-Agricultural Pool – Receive & File with no Approval
June 9, 2011 Agricultural Pool – Approved Unanimously
June 16, 2011 Advisory Committee –
June 23, 2011 Watermaster Board –

THIS PAGE
HAS
INTENTIONALLY
BEEN LEFT
BLANK
FOR PAGINATION

**CHINO BASIN WATERMASTER
TREASURER'S REPORT OF FINANCIAL AFFAIRS FOR THE PERIOD
APRIL 1 THROUGH APRIL 30, 2011**

DEPOSITORIES:			
Cash on Hand - Petty Cash	\$	500	
Bank of America			
Governmental Checking-Demand Deposits	\$	(5,159)	
Zero Balance Account - Payroll	\$	-	
Local Agency Investment Fund - Sacramento			14,031,766
TOTAL CASH IN BANKS AND ON HAND	\$	14,027,107	4/30/2011
TOTAL CASH IN BANKS AND ON HAND		14,500,620	3/31/2011
PERIOD INCREASE (DECREASE)	\$	(473,513)	

CHANGE IN CASH POSITION DUE TO:

Decrease/(Increase) in Assets:		
Accounts Receivable	\$	18,346
Assessments Receivable		-
Prepaid Expenses, Deposits & Other Current Assets		162
Accounts Payable		(231,565)
Accrued Payroll, Payroll Taxes & Other Current Liabilities		4,532
Transfer to/(from) Reserves		(264,989)
PERIOD INCREASE (DECREASE)	\$	(473,513)

SUMMARY OF FINANCIAL TRANSACTIONS:

	Petty Cash	Gov't'l Checking Demand	Zero Balance Account Payroll	Local Agency Investment Funds	Totals
Balances as of 3/31/2011	\$ 500	\$ 486,700	\$ -	\$ 14,013,420	\$ 14,500,620
Deposits	-	-	-	18,346	18,346
Transfers	-	(47,813)	47,813	-	-
Withdrawals/Checks	-	(444,045)	(47,813)	-	(491,859)
Balances as of 4/30/2011	\$ 500	\$ (5,159)	\$ -	\$ 14,031,766	\$ 14,027,107
PERIOD INCREASE OR (DECREASE)	\$ -	\$ (491,859)	\$ -	\$ 18,346	\$ (473,513)

**CHINO BASIN WATERMASTER
TREASURER'S REPORT OF FINANCIAL AFFAIRS FOR THE PERIOD
APRIL 1 THROUGH APRIL 30, 2011**

INVESTMENT TRANSACTIONS

Effective Date	Transaction	Depository	Activity	Redeemed	Days to Maturity	Interest Rate(*)	Maturity Yield
4/15/2011	Interest	L.A.I.F.	\$ 18,346				
TOTAL INVESTMENT TRANSACTIONS			<u>\$ 18,346</u>				

* The earnings rate for L.A.I.F. is a daily variable rate; 0.51% was the effective yield rate at the Quarter ended March 31, 2011.

**INVESTMENT STATUS
April 30, 2011**

Financial Institution	Principal Amount	Number of Days	Interest Rate	Maturity Date
Local Agency Investment Fund	\$ 14,031,766			
TOTAL INVESTMENTS	<u>\$ 14,031,766</u>			

Funds on hand are sufficient to meet all foreseen and planned Administrative and project expenditures during the next six months.

All investment transactions have been executed in accordance with the criteria stated in Chino Basin Watermaster's Investment Policy.

Respectfully submitted,

Joseph S. Joswiak
Chief Financial Officer
Chino Basin Watermaster



CHINO BASIN WATERMASTER

9641 San Bernardino Road, Rancho Cucamonga, Ca 91730
Tel: 909.484.3888 Fax: 909.484.3890 www.cbwm.org

DESI ALVAREZ, PE
Chief Executive Officer

STAFF REPORT

DATE: June 16, 2011
TO: Committee Members
SUBJECT: Budget vs. Actual Report for the Period July 1, 2010 through April 30, 2011 - Financial Report - B5

SUMMARY

Issue – Record of revenues and expenses of Watermaster for the Period of July 1, 2010 through April 30, 2011.

Recommendation – Staff recommends the Budget vs. Actual Report for the Period July 1, 2010 through April 30, 2011 be received and filed as presented.

Fiscal Impact – Funds disbursed were included in the FY 2010-2011 Watermaster Budget.

BACKGROUND

A Budget vs. Actual Report for the period July 1, 2010 through April 30, 2011 is provided to keep all members apprised of the total revenues and expenses for the current fiscal year. The expense section is categorized into four distinct sections. Those sections are: General and Administrative Expenses; Optimal Basin Management Program Expenses; Project Expenses; and Other Income/Expenses.

DISCUSSION

The Budget vs. Actual report has been created from QuickBooks Enterprise Solutions 9.0, the Watermaster accounting system. The Budget vs. Actual report provided, balances to the supporting documentation in the Watermaster accounting system, as well as the supporting bank statements.

The budget transfers of \$460,400 (which were approved during the April 2011 meeting process) have been allocated to the budget categories effective April 2011. The net effect of the budget transfers was \$0 and the overall expense budget remains at \$6,894,823.

Year-To-Date (YTD) for the ten month period ending April 30, 2011 of the fiscal year, all categories were at or below the projected budget with the exception of category 6900 (Optimum Basin Mgmt Plan). Within the 6900 category is the California Regional Water Quality Control Board "Administrative Civil Liability" in the amount of \$62,500 which was posted to account 6909 (OBMP Other Expenses). Also within account 6909 are the IEUA reimbursable expenses for the water softener exchange program of \$27,337. If you recall, the total California Regional Water Quality Control Board "Administrative Civil Liability" was \$250,000 which was split 50/50 between Chino Basin Watermaster and IEUA, both owing \$125,000. The agreement with the California

Regional Water Quality Control Board was \$62,500 (which was not included as part of the original fiscal year 2010/2011 budget) would be paid directly to the Regional Board from Watermaster. An additional amount of \$62,500 would be allocated not as a direct civil fine, but as a charge against the current water softener exchange program through IEUA. It is projected that approximately \$37,500 of reimbursable expenses to IEUA for the water softener program will be charged against fiscal year 2010/2011 in the last quarter.

Also recorded within the category 6900 (Optimum Basin Mgmt Plan) are the Watermaster's legal expenses. Currently, the legal expenses are above the Y-T-D budget as a direct result of the ongoing Desalter Negotiations of \$25,657, the Paragraph 31 Motion activity of \$21,670 and the South Archibald Plume (formerly known as the Ontario Airport Plume) of \$10,483. Several individual legal projects/activities were below budget for the Y-T-D period. These activities were the Peace II (\$37,649), the Santa Ana River Water Rights Application of (\$6,516), Water Auction (\$32,150), Regional Water Quality Control Board of (\$8,909), Recharge Master Plan (\$25,358), the Santa Ana River Critical Habitat of (\$3,006), the Chino Airport Plume of (\$1,374) and General Administrative Legal Costs (Pool, Advisory and Board meetings) of (\$22,889). For the ten month period, the cumulative Y-T-D budget was \$662,000 and actual legal expenses totaled \$581,959 which resulted in an (Under) budget variance of (\$80,041). The budgeted Y-T-D amount of \$662,000 includes the entire legal contingency amount of \$145,000 which was processed in April's budget transfer.

	Jul '10 - Apr 11	Budget	\$ Over Budget	% of Budget
6900 · Optimum Basin Mgmt Plan				
6901 · WM Staff Salaries	157,651.95	172,183.34	-14,531.39	91.56%
6903 · OBMP SAWPA Group	25,778.00	25,778.00	0.00	100.0%
6906 · OBMP Engineering Services				
6906.1 · OBMP - Watermaster Model Update	15,212.50	35,000.00	-19,787.50	43.46%
6906 · OBMP Engineering Services - Other	270,789.25	287,946.66	-17,157.41	94.04%
Total 6906 · OBMP Engineering Services	286,001.75	322,946.66	-36,944.91	88.56%
6907 · OBMP Legal Fees				
6907.3 · WM Legal Counsel				
6907.30 · Peace II - CEQA	4,018.00	41,666.67	-37,648.67	9.64%
6907.31 · S. Archibald Plume-Formerly OIA	22,982.60	12,500.00	10,482.60	183.86%
6907.32 · Chino Airport Plume	60,125.52	61,500.00	-1,374.48	97.77%
6907.33 · Desalter Negotiations	170,656.91	145,000.00	25,656.91	117.69%
6907.34 · Santa Ana River Water Rights	14,317.47	20,833.33	-6,515.86	68.72%
6907.35 · Paragraph 31 Motion	96,670.03	75,000.00	21,670.03	128.89%
6907.36 · Santa Ana River Habitat	14,994.31	18,000.00	-3,005.69	83.3%
6907.37 · Water Auction	1,183.50	33,333.33	-32,149.83	3.55%
6907.38 · Reg. Water Quality Cntrl Board	3,591.00	12,500.00	-8,909.00	28.73%
6907.39 · Recharge Master Plan	7,974.90	33,333.33	-25,358.43	23.93%
6907.3 · WM Legal Counsel - Other	185,444.94	208,333.34	-22,888.40	89.01%
Total 6907.3 · WM Legal Counsel	581,959.18	662,000.00	-80,040.82	87.91%
Total 6907 · OBMP Legal Fees	581,959.18	662,000.00	-80,040.82	87.91%
6909 · OBMP Other Expenses				
6909.1 · OBMP Meetings	1,681.23	0.00	1,681.23	100.0%
6909.4 · Printing	1,692.00	0.00	1,692.00	100.0%
6909.5 · Ad Hoc Litigation Committee	21.58	0.00	21.58	100.0%
6909 · OBMP Other Expenses - Other	91,862.30	102,800.00	-10,937.70	89.36%
Total 6909 · OBMP Other Expenses	95,257.11	102,800.00	-7,542.89	92.66%
Total 6900 · Optimum Basin Mgmt Plan	1,146,647.99	1,285,708.00	-139,060.01	89.18%

With the departure of the Watermaster CEO and the Receptionist effective February 28, 2011, the payroll expenses will continue to be under budget until Desi Alvarez starts as CEO on May 3, 2011. Upon hire, Desi's earned and accrued hours for vacation, sick and personal time will be recorded on the books in the month of May 2011. Any computer or office equipment or cellular device will be purchased prior to Desi's start date.

A credit in the amount of \$270,408 was received from IEUA was posted to Watermaster's account 7690 (Recharge Improvement Debt Payment) during the month of April 2011. IEUA adopts a budget each year that includes the Chino Basin Groundwater Recharge Program Budget-Debt Service. Per the agreement dated May 1, 2002 with IEUA, Watermaster pays IEUA based upon budget projections and any adjustments are provided when the reconciliation is completed by IEUA. IEUA's reconciliation shows that the IEUA's Adopted Budget FY2009/10 for the Chino Basin Groundwater Recharge Program-Debt Service was \$1,326,210 while the Actual Expenses for FY 2009/10 was \$681,322, a variance of \$644,888. The largest contributor to the variance was the Interest Expense which was budgeted at \$727,506 but the Actual expenses for FY2009/10 were \$53,399, a savings of \$674,107. Several other categories showed small adjustments. Using the Actual amounts for FY 2009/10 of \$681,322, Watermaster's 50% share of the Debt Service was \$340,661 while Watermaster was billed and paid \$611,069, resulting in a credit due of \$270,408.

With the exceptions previously noted, there were no other unusual or significant transactions or events during the month of April. Looking ahead, the month of May should provide similar financial results with the categories being at or below budget. The salaries and related costs (6010 category) is expected to be at budgeted levels with Desi's salary included for the month. All of the general account activities should be consistent with the prior month's expenses.

Actions:

- June 2, 2011 Appropriative Pool – Approved Unanimously
- June 2, 2011 Non-Agricultural Pool – Receive & File with no Approval
- June 9, 2011 Agricultural Pool – Approved Unanimously
- June 16, 2011 Advisory Committee –
- June 23, 2011 Watermaster Board –

THIS PAGE
HAS
INTENTIONALLY
BEEN LEFT
BLANK
FOR PAGINATION

	1/12th of the Total Budget			10/12th (83%) of the Total Budget			100% of the Total Budget					
	For The Month of April 2011			Year-To-Date as of April 30, 2011			Fiscal Year End as of June 30, 2011					
	Actual	Budget	\$ Over(Under)	% of Budget	Actual	Budget	\$ Over(Under)	% of Budget	Projected	Budget	\$ Over(Under)	% of Budget
Income												
4010 · Local Agency Subsidies	0.00	0.00	0.00	0.0%	111,000.00	148,410.00	-37,410.00	74.79%	111,000.00	148,410.00	-37,410.00	74.79%
4110 · Admin Asmnts-Approp Pool	0.00	0.00	0.00	0.0%	6,165,079.40	6,153,067.00	12,012.40	100.2%	6,165,079.40	6,153,067.00	12,012.40	100.2%
4120 · Admin Asmnts-Non-Agrl Pool	0.00	0.00	0.00	0.0%	343,089.90	355,003.00	-11,913.10	96.64%	343,089.90	355,003.00	-11,913.10	96.64%
4700 · Non Operating Revenues	0.00	0.00	0.00	0.0%	25,417.28	140,008.00	-114,590.72	18.15%	28,929.02	175,010.00	-146,080.98	16.53%
4900 · Miscellaneous Income	0.00	0.00	0.00	0.0%	0.00	0.00	0.00	0.0%	0.00	0.00	0.00	0.0%
Total Income	0.00	0.00	0.00	0.0%	6,644,596.58	6,796,488.00	-151,901.42	97.77%	6,648,098.32	6,831,490.00	-183,391.68	97.32%
Gross Profit	0.00	0.00	0.00	0.0%	6,644,596.58	6,796,488.00	-151,901.42	97.77%	6,648,098.32	6,831,490.00	-183,391.68	97.32%
Expense												
6010 · Salary Costs	35,158.73	49,488.00	-14,329.27	71.05%	358,426.45	399,571.00	-41,144.55	89.7%	492,544.00	492,544.00	0.00	100.0%
6020 · Office Building Expense	8,232.89	8,433.00	-200.11	97.63%	81,993.46	84,330.00	-2,436.54	97.11%	101,196.00	101,196.00	0.00	100.0%
6030 · Office Supplies & Equip.	1,673.08	2,541.66	-868.58	65.83%	17,169.36	25,416.66	-8,247.30	67.55%	30,500.00	30,500.00	0.00	100.0%
6040 · Postage & Printing Costs	3,647.19	7,200.00	-3,552.81	50.66%	51,811.82	68,300.00	-16,488.18	75.86%	78,300.00	78,300.00	0.00	100.0%
6050 · Information Services	21,574.14	20,766.66	807.46	103.89%	136,055.99	136,666.66	-610.69	99.55%	160,200.00	160,200.00	0.00	100.0%
6060 · Contract Services	0.00	0.00	0.00	0.0%	34,957.50	35,000.00	-42.50	99.89%	35,000.00	35,000.00	0.00	100.0%
6080 · Insurance	0.00	0.00	0.00	0.0%	15,863.00	17,575.00	-1,712.00	90.26%	17,575.00	17,575.00	0.00	100.0%
6110 · Dues and Subscriptions	231.00	0.00	231.00	100.0%	27,135.13	30,000.00	-2,864.87	90.45%	30,000.00	30,000.00	0.00	100.0%
6140 · WM Admin Expenses	125.02	250.00	-124.98	50.01%	1,285.65	2,500.00	-1,214.35	51.43%	3,000.00	3,000.00	0.00	100.0%
6150 · Field Supplies	0.00	200.00	-200.00	0.0%	201.76	1,300.00	-1,098.24	15.52%	1,800.00	1,800.00	0.00	100.0%
6170 · Travel & Transportation	1,729.54	2,830.00	-1,100.46	61.11%	22,603.17	27,700.00	-5,096.83	81.6%	33,160.00	33,160.00	0.00	100.0%
6190 · Conferences & Seminars	1,565.11	3,250.00	-1,684.89	48.16%	16,394.85	23,000.00	-6,605.15	71.28%	23,000.00	23,000.00	0.00	100.0%
6200 · Advisory Comm - WM Board	1,560.34	1,872.50	-312.16	83.33%	14,108.34	18,725.00	-4,616.66	75.35%	22,470.00	22,470.00	0.00	100.0%
6300 · Watermaster Board Expenses	3,850.31	4,216.91	-366.60	91.31%	40,785.46	42,169.16	-1,383.70	96.72%	50,603.00	50,603.00	0.00	100.0%
8300 · Appr PI-WM & Pool Admin	2,271.88	7,983.82	-5,711.94	28.46%	46,249.58	74,076.32	-27,826.74	62.44%	90,043.00	90,043.00	0.00	100.0%
8400 · Agri Pool-WM & Pool Admin	2,389.54	2,345.57	43.97	101.88%	26,427.27	23,455.82	2,971.45	112.67%	28,147.00	28,147.00	0.00	100.0%
8467 · Ag Legal & Technical Services	10,600.33	9,833.34	766.99	107.8%	114,258.77	98,333.34	15,925.43	116.2%	118,000.00	118,000.00	0.00	100.0%
8470 · Ag Meeting Attend -Special	0.00	1,000.00	-1,000.00	0.0%	11,125.00	10,000.00	1,125.00	111.25%	12,000.00	12,000.00	0.00	100.0%
8471 · Ag Pool Expense	0.00	0.00	0.00	0.0%	0.00	48,750.00	-48,750.00	0.0%	65,000.00	65,000.00	0.00	100.0%
8500 · Non-Ag PI-WM & Pool Admin	18,135.16	13,472.16	4,663.00	134.61%	138,551.00	134,721.66	3,829.34	102.84%	161,666.00	161,666.00	0.00	100.0%
6500 · Education Funds Use Expsns	0.00	0.00	0.00	0.0%	375.00	375.00	0.00	100.0%	375.00	375.00	0.00	100.0%
8400 · Depreciation Expense	0.00	0.00	0.00	0.0%	0.00	0.00	0.00	0.0%	0.00	0.00	0.00	0.0%
9500 · Allocated G&A Expenditures	-24,714.86	-40,677.41	15,962.55	60.76%	-323,097.41	-412,774.16	89,676.75	78.28%	-494,129.00	-494,129.00	0.00	100.0%
6900 · Optimum Basin Mgmt Plan	123,455.74	489,712.99	-366,257.25	25.21%	1,146,547.99	1,285,707.99	-139,060.00	89.18%	1,556,534.00	1,556,534.00	0.00	100.0%
6950 · Mutual Agency Projects	0.00	0.00	0.00	0.0%	0.00	0.00	0.00	0.0%	10,000.00	10,000.00	0.00	100.0%
9501 · G&A Expenses Allocated-OBMP	9,825.65	11,889.00	-2,063.35	82.65%	81,672.91	118,880.00	-37,207.09	68.7%	142,656.00	142,656.00	0.00	100.0%
7101 · Production Monitoring	5,302.15	13,946.13	-8,643.98	38.02%	71,044.24	91,060.39	-20,016.14	78.02%	102,819.00	102,819.00	0.00	100.0%
7102 · In-line Meter Installation	4,375.71	5,556.57	-1,180.86	78.75%	12,453.17	55,565.82	-43,112.65	22.41%	66,679.00	66,679.00	0.00	100.0%
7103 · Grdwtr Quality Monitoring	10,028.86	12,916.32	-2,887.46	77.66%	160,229.30	172,163.32	-11,934.02	93.07%	202,996.00	202,996.00	0.00	100.0%
7104 · Gdwtr Level Monitoring	22,447.17	28,261.02	-5,813.85	79.43%	175,947.64	243,722.52	-67,774.88	72.19%	287,282.00	287,282.00	0.00	100.0%
7105 · Sur Wtr Level Monitoring	0.00	440.00	-440.00	0.0%	771.23	3,650.00	-2,878.77	21.13%	4,280.00	4,280.00	0.00	100.0%
7107 · Ground Level Monitoring	13,329.04	46,884.99	-33,555.95	28.43%	380,232.24	540,099.98	-159,867.74	70.4%	657,620.00	657,620.00	0.00	100.0%
7108 · Hydraulic Control Monitoring	35,119.35	34,391.66	727.69	102.12%	302,294.55	343,916.66	-41,622.11	87.9%	412,700.00	412,700.00	0.00	100.0%
7109 · Recharge & Well Monitoring Prog	2,305.00	1,000.00	1,305.00	230.5%	9,428.75	9,440.00	-11.25	99.88%	9,440.00	9,440.00	0.00	100.0%

	1/12th of the Total Budget For The Month of April 2011			10/12th (83%) of the Total Budget Year-To-Date as of April 30, 2011			100% of the Total Budget Fiscal Year End as of June 30, 2011		
	Actual	Budget	% of Budget	Actual	Budget	% of Budget	Projected	Budget	% of Budget
7200 · PE2- Comp Recharge Pgm	188,717.95	198,418.51	95.11%	857,711.18	909,185.01	94.34%	946,022.00	946,022.00	100.0%
7300 · PE3&5-Water Supply/Desalite	6,209.42	14,022.58	44.28%	91,369.37	96,065.83	95.11%	124,111.00	124,111.00	100.0%
7400 · PE4- Mgmt Plan	8,372.58	7,842.81	106.75%	46,302.21	76,809.16	60.28%	91,955.00	91,955.00	100.0%
7500 · PE6&7-CoopEfforts/SaltMgmt	2,150.00	10,515.00	20.45%	96,551.03	105,150.00	91.82%	126,180.00	126,180.00	100.0%
7600 · PE8&9-Storage/Mgmt/Conj Use	839.31	3,762.50	22.31%	24,214.91	37,100.00	65.27%	45,250.00	45,250.00	100.0%
7690 · Recharge Improvement Debt Pymt	-270,408.00	0.00	100.0%	366,789.50	700,964.00	52.33%	700,964.00	700,964.00	100.0%
7700 · Inactive Well Protection Prgm	0.00	353.00	0.0%	0.00	1,412.00	0.0%	1,412.00	1,412.00	100.0%
9802 · G&A Expenses Allocated-Projects	14,889.22	28,789.41	51.72%	241,424.51	287,894.16	83.86%	345,473.00	345,473.00	100.0%
Total Expense	264,988.55	1,003,707.82	26.4%	4,897,665.88	5,967,978.31	82.07%	6,894,823.00	6,894,823.00	100.0%
Net Ordinary Income	-264,988.55	-1,003,707.82	26.4%	1,746,920.70	828,509.69	210.85%	-246,724.68	-63,333.00	389.57%
Other Income									
4225 · Interest Income	0.00	0.00	0.0%	11,489.65	0.00	100.0%	11,489.65	0.00	100.0%
4210 · Approp Pool-Replenishment	0.00	0.00	0.0%	3,594,458.40	0.00	100.0%	3,594,458.40	0.00	100.0%
4220 · Non-Ag Pool-Replenishment	0.00	0.00	0.0%	27,545.86	0.00	100.0%	27,545.86	0.00	100.0%
4600 · Groundwater Sales	0.00	0.00	0.0%	2,244,495.90	0.00	100.0%	2,244,495.90	0.00	100.0%
Total Other Income	0.00	0.00	0.0%	5,877,989.81	0.00	100.0%	5,877,989.81	0.00	100.0%
Other Expense									
5010 · Groundwater Replenishment	0.00	0.00	0.0%	300,633.58	0.00	100.0%	300,633.58	0.00	100.0%
5100 · Other Water Purchases	0.00	0.00	0.0%	2,255,435.78	0.00	100.0%	2,255,435.78	0.00	100.0%
9999 · To/(From) Reserves	-284,988.55	-1,003,707.82	28.4%	5,068,841.15	828,509.69	611.8%	3,075,195.77	-63,333.00	-4,855.6%
Total Other Expense	-284,988.55	-1,003,707.82	28.4%	7,624,910.51	828,509.69	920.32%	5,691,265.13	-63,333.00	-8,891.52%
Net Other Income	264,988.55	1,003,707.82	26.4%	-1,746,920.70	-828,509.69	210.85%	246,724.68	63,333.00	389.57%
Net Income	0.00	0.00	0.0%	0.00	0.00	0.0%	0.00	0.00	0.0%

Note: Please see the staff report (Financial Report-B5) for additional detailed information on the account categories.



CHINO BASIN WATERMASTER

I. CONSENT CALENDAR

C. WATER TRANSACTIONS

1. The purchase of 1,100,000 acre-feet of water from Santa Ana River Water Company (SARWC) to Jurupa Community Services District (JCSD). This purchase is made first from SARWC's Annual Production Right, with any additional from storage. Date of Application: April 26, 2011



CHINO BASIN WATERMASTER

NOTICE

OF

APPLICATION(S)

RECEIVED FOR

WATER TRANSACTIONS – ACTIVITIES

Date of Notice:

May 2, 2011

This notice is to advise interested persons that the attached application(s) will come before the Watermaster Board on or after 30 days from the date of this notice.

NOTICE OF APPLICATION(S) RECEIVED

Date of Application: **April 26, 2011**

Date of this notice: **May 2, 2011**

Please take notice that the following Application has been received by Watermaster:

- Notice of Sale or Transfer – The purchase of 1,100,000 acre-feet of water from Santa Ana River Water Company (SARWC) to Jurupa Community Services District (JCSD). This purchase is made first from SARWC’s Annual Production Right, with any additional from storage.

This **Application** will first be considered by each of the respective pool committees on the following dates:

Appropriative Pool: May 5, 2011

Non-Agricultural Pool: May 5, 2011

Agricultural Pool: May 12, 2011

This **Application** will be scheduled for consideration by the Advisory Committee **no earlier than thirty days from the date of this notice and a minimum of twenty-one calendar days** after the last pool committee reviews it.

After consideration by the Advisory Committee, the **Application** will be considered by the Board.

Unless the **Application** is amended, parties to the Judgment may file **Contests** to the **Application** with Watermaster **within seven calendar days** of when the last pool committee considers it. Any **Contest** must be in writing and state the basis of the **Contest**.

Watermaster address:

Chino Basin Watermaster
9641 San Bernardino Road
Rancho Cucamonga, CA 91730

Tel: (909) 484-3888
Fax: (909) 484-3890

CHINO BASIN WATERMASTER

NOTICE OF TRANSFER OF WATER

Notification Dated: May 2, 2011

A party to the Judgment has submitted a proposed transfer of water for Watermaster approval. Unless contrary evidence is presented to Watermaster that overcomes the rebuttable presumption provided in Section 5.3(b)(iii) of the Peace Agreement, Watermaster must find that there is "no material physical injury" and approve the transfer. Watermaster staff is not aware of any evidence to suggest that this transfer would cause material physical injury and hereby provides this notice to advise interested persons that this transfer will come before the Watermaster Board on or after 30 days from the date of this notice. The attached staff report will be included in the meeting package at the time the transfer begins the Watermaster process (comes before Watermaster).

THIS PAGE
HAS
INTENTIONALLY
BEEN LEFT
BLANK
FOR PAGINATION



CHINO BASIN WATERMASTER

9641 San Bernardino Road, Rancho Cucamonga, Ca 91730
Tel: (909) 484.3888 Fax: (909) 484-3890 www.cbwm.org

DATE: May 2, 2011
TO: Watermaster Interested Parties
SUBJECT: Summary and Analysis of Application for Water Transaction

Summary –

There does not appear to be a potential material physical injury to a party or to the basin from the proposed transaction as presented.

Issue –

- Notice of Sale or Transfer – The purchase of 1,100,000 acre-feet of water from Santa Ana River Water Company (SARWC) to Jurupa Community Services District (JCSD). This purchase is made first from SARWC's Annual Production Right, with any additional from storage.

Recommendation –

1. Continue monitoring as planned in the Optimum Basin Management Program.
2. Use all new or revised information when analyzing the hydrologic balance and report to Watermaster if a potential for material physical injury is discovered, and
3. Approve the transaction as presented.

Fiscal Impact –

- None
- Reduces assessments under the 85/15 rule
- Reduce desalter replenishment costs

Background

The Court approved the Peace Agreement, the Implementation Plan and the goals and objectives identified in the OBMP Phase I Report on July 13, 2000, and ordered Watermaster to proceed in a manner consistent with the Peace Agreement. Under the Peace Agreement, Watermaster approval is required for applications to store, recapture, recharge or transfer water, as well as for applications for credits or reimbursements and storage and recovery programs.

Where there is no material physical injury, Watermaster must approve the transaction. Where the request for Watermaster approval is submitted by a party to the Judgment, there is a rebuttable presumption that most of the transactions do not result in Material Physical Injury to a party to the Judgment or the Basin (Storage and Recovery Programs do not have this presumption).

The following application for water transaction is attached with the notice of application.

- Notice of Sale or Transfer - The purchase of 1,100,000 acre-feet of water from Santa Ana River Water Company (SARWC) to Jurupa Community Services District (JCSD). This purchase is made first from SARWC's Annual Production Right, with any additional from storage.

Notice of the water transaction identified above was mailed on May 2, 2011 along with the materials submitted by the requestors.

DISCUSSION

Water transactions occur each year and are included as production by the respective entity (if produced) in any relevant analyses conducted by Wildermuth Environmental pursuant to the Peace Agreement and the Rules & Regulations. There is no indication additional analysis regarding this transaction is necessary at this time. As part of the OBMP Implementation Plan, continued measurement of water levels and the installation of extensometers are planned. Based on no real change in the available data, we cannot conclude that the proposed water transaction will cause material physical injury to a party or to the Basin.

CONSOLIDATED WATER TRANSFER FORMS:
FORM 3: APPLICATION FOR SALE OR TRANSFER OF RIGHT TO PRODUCE WATER FROM STORAGE
FORM 4: APPLICATION OR AMENDMENT TO APPLICATION TO RECAPTURE WATER IN STORAGE
FORM 5: APPLICATION TO TRANSFER ANNUAL PRODUCTION RIGHT OR SAFE YIELD

FISCAL YEAR 20¹⁰-20¹¹

DATE REQUESTED: 04/26/2011

AMOUNT REQUESTED: 1,100 Acre-Feet

TRANSFER FROM (SELLER / TRANSFEROR): Santa Ana River Water Company			TRANSFER TO (BUYER / TRANSFEREE): Jurupa Community Services District		
Name of Party 10530 54th St.			Name of Party 11201 Harrel St		
Street Address Mira Loma Ca 91752			Street Address Mira Loma Ca 91752		
City	State	Zip Code	City	State	Zip Code
951-685-6503			951-685-7434		
Telephone 951-685-1978			Telephone 951-685-1153		
Facsimile			Facsimile		

Have any other transfers been approved by Watermaster between these parties covering the same fiscal year? Yes No

PURPOSE OF TRANSFER:

- Pump when other sources of supply are curtailed
- Pump to meet current or future demand over and above production right
- Pump as necessary to stabilize future assessment amounts
- Other, explain _____

WATER IS TO BE TRANSFERRED FROM:

- Annual Production Right (Appropriative Pool) or Operating Safe Yield (Non-Agricultural Pool)
- Storage
- Annual Production Right / Operating Safe Yield first, then any additional from Storage
- Other, explain _____

WATER IS TO BE TRANSFERRED TO:

- Annual Production Right / Operating Safe Yield (common)
- Storage (rare)
- Other, explain _____

IS THE 85/15 RULE EXPECTED TO APPLY? (If yes, all answers below must be "yes.") Yes No
Is the Buyer an 85/15 Party? Yes No
Is the purpose of the transfer to meet a current demand over and above production right? Yes No
Is the water being placed into the Buyer's Annual Account? Yes No

IF WATER IS TO BE TRANSFERRED FROM STORAGE:

Projected Rate of Recapture _____ Projected Duration of Recapture _____

METHOD OF RECAPTURE (e.g. pumping, exchange, etc.):

PLACE OF USE OF WATER TO BE RECAPTURED:

LOCATION OF RECAPTURE FACILITIES (IF DIFFERENT FROM REGULAR PRODUCTION FACILITIES):

WATER QUALITY AND WATER LEVELS

Are the Parties aware of any water quality issues that exist in the area? Yes No

If yes, please explain:

Wells do not exceed the MCL for nitrates and are used to blend with other wells within the District

What are the existing water levels in the areas that are likely to be affected?

All wells are perforated to a depth of between 300 to 400 feet

MATERIAL PHYSICAL INJURY

Are any of the recapture wells located within Management Zone 1? Yes No

Is the Applicant aware of any potential Material Physical Injury to a party to the Judgment or the Basin that may be caused by the action covered by the application? Yes No


If yes, what are the proposed mitigation measures, if any, that might reasonably be imposed to ensure that the action does not result in Material Physical Injury to a party to the Judgment or the Basin?

SAID TRANSFER SHALL BE CONDITIONED UPON:

- (1) Transferee shall exercise said right on behalf of Transferor under the terms of the Judgment, the Peace Agreement, the Peace II Agreement, and the Management Zone 1 Subsidence Management Plan for the period described above. The first water produced in any year shall be that produced pursuant to carry-over rights defined in the Judgment. After production of its carry-over rights, if any, the next (or first if no carry-over rights) water produced by Transferee from the Chino Basin shall be that produced hereunder.
- (2) Transferee shall put all waters utilized pursuant to said Transfer to reasonable beneficial use.
- (3) Transferee shall pay all Watermaster assessments on account of the water production hereby Transferred.
- (4) Any Transferee not already a party must intervene and become a party to the Judgment.


ADDITIONAL INFORMATION ATTACHED

Yes No



Seller / Transferor Representative Signature
J Arnold Rodriguez

Seller / Transferor Representative Name (Printed)



Buyer / Transferee Representative Signature
Robert Tock

Buyer / Transferee Representative Name (Printed)

TO BE COMPLETED BY WATERMASTER STAFF:

DATE OF WATERMASTER NOTICE: _____

DATE OF APPROVAL FROM APPROPRIATIVE POOL: _____

DATE OF APPROVAL FROM NON-AGRICULTURAL POOL: _____

DATE OF APPROVAL FROM AGRICULTURAL POOL: _____

HEARING DATE, IF ANY: _____

DATE OF ADVISORY COMMITTEE APPROVAL: _____

DATE OF BOARD APPROVAL: _____

THIS PAGE
HAS
INTENTIONALLY
BEEN LEFT
BLANK
FOR PAGINATION



CHINO BASIN WATERMASTER

II. BUSINESS ITEM

A. WATERMASTER 2011-2012 BUDGET





CHINO BASIN WATERMASTER

9641 San Bernardino Road, Rancho Cucamonga, Ca 91730
Tel: 909.484.3888 Fax: 909.484.3890 www.cbwm.org

DESI ALVAREZ, PE
Chief Executive Officer

STAFF REPORT

DATE: June 16, 2011
TO: Committee Members
SUBJECT: Proposed Fiscal Year 2011/2012 Budget

SUMMARY

Issue – Annual Budget for Watermaster Administration and OBMP tasks during FY 2011/2012.

Recommendations – Staff recommends the Committees and the Board consider approval/adoption of the Proposed FY 2011/2012 Budget.

Fiscal Impact – The FY 2011/2012 Proposed Budget expenses are \$6,580,187. The FY 2011/2012 Budget, as proposed, anticipates a decrease in costs of \$314,636 or 4.6% over the prior year "Amended" budget of \$6,894,823.

DISCUSSION

Each year, Watermaster staff conducts meetings internally and with consultants to discuss upcoming projects and anticipated work flow. As the budget is developed, the related budgeted expenses are continually refined. The current version of the budget reflects the discussions with consultants and stakeholders.

On April 7, 2011, the initial version of the proposed preliminary budget was formally presented to the Appropriative Pool and the Non-Agricultural Pool by Watermaster staff. The April 7, 2011 version contained a proposed level of expenses at \$7,170,592 with proposed assessments of \$7.62 per acre-foot for Administration and \$50.03 per acre-foot for OBMP and Implementation Projects, for a combined total of \$57.65 per acre-foot. Staff discussed the preliminary budget in both detail and in summary. The Total Assessable Production (for budget purposes) was estimated to be 106,929.500 which was based upon the actual production numbers for the first two quarters, and projected to estimate the full year's production. The "projected" Total Assessable Production of 106,929.500 acre-feet is lower than the "actual" previous year's Total Assessable Production of 114,495.915 acre-feet by 7,566.415 acre-feet or (6.6%). It was discussed that lower production results in the current year will increase the overall assessments per acre-foot, while higher production numbers will decrease the overall assessments per acre-foot.

On April 12, 2011 Watermaster conducted the annual Budget Workshop and discussed the preliminary draft budget in both detail and in summary. The consensus of the members of the workshop was the preliminary budget required reductions in the majority of the categories to reflect current economic trends and financial challenges. It was recommended that Staff provide a detailed listing of the Wildermuth budget/projects that are required as part of the Judgement, and expenses and projects that are "Discretionary" in nature and could be held off for a later date. It was also suggested that the legal expenses be categorized into "Required" and "Discretionary" expenses. The direction

from the members in attendance was to develop a budget that reflected an overall assessment that was equal to or less than what was actually paid in the previous fiscal year (2010/2011). During the workshop, there was a question asked with regards to the timing of the approval of the Watermaster budget and what happens, if anything, if the Watermaster budget is not approved before the end of the fiscal year. There were also questions asked with regards to the balance of assessments and/or funds left over at the end of the fiscal year and whether those funds were used to offset assessments. Staff took the recommendations and suggestions and began the development of another version of the preliminary budget.

On April 14, 2011 the proposed budget was formally presented to the Agricultural Pool. This was the same version of the budget that was presented at the Budget Workshop on April 12, 2011.

On April 21, 2011 an updated proposed budget was formally presented to the Advisory Committee. Staff took the recommendations and suggestions from this meeting and developed another version of the preliminary budget.

On April 28, 2011 a revised proposed budget of \$6,250,583 was formally presented to the Board of Directors. This budget detailed the latest cost reductions in all sections and re-established a 30%/30% reserve for Administrative and OBMP expenses and provided an estimated amount of "Funds On Hand Utilized for Assessments". The monetary difference between the 30%/30% reserve and the estimated amount of "Funds On Hand Utilized for Assessments" was calculated to be \$200,000. The amount of \$200,000 is Staff's estimated difference between the actual assessments received vs. actual expenditures for the fiscal year 2010/2011. The amount of \$200,000 was applied to reduce the overall assessments.

On May 5, 2011 the revised proposed budget of \$6,250,583 was formally presented to the Appropriative and Non-Agricultural Pools. Staff took the recommendations, comments and suggestions from these meetings for use in later versions of the budget.

On May 12, 2011 the revised proposed budget was formally presented to the Agricultural Pool. This was the same version of the budget that was presented to the Appropriative and Non-Agricultural Pools on May 5, 2011. Staff took comments from this meeting for use in later versions of the budget.

On May 19, 2011 Watermaster conducted the 2nd Budget Workshop and discussed the preliminary draft budget in both detail and in summary. As previously requested, this version of the budget contained columns labeled "Original Budget" and "Proposed Adjustment" that identified the changes between budget versions and allowed for an easy determination of which line items had changed and the net change amount. This proposed version eliminated the 4% CPI from staff salaries along with the associated payroll burden. The Brownstein Hyatt Farber Schreck legal expenses (previously budgeted under the OBMP category), were segregated between the categories of G&A (\$202,555), Pools (\$138,060) and OBMP (\$204,635). There were also some adjustments to the Wildermuth budget as requested by the Pool's and from previous meeting comments. The consensus of the members in attendance at the workshop was the preliminary budget still required reductions in the legal categories and the elimination of the legal contingency of \$100,000. There were also discussions regarding several components of the Wildermuth budget and that these "Discretionary" activities should be funded in the proposed budget. Staff reminded participants that the budget does not include the costs for the Agricultural Pool's legal services with regards to the Restated Judgment. Discussion took place with regards to the use of cash reserves and the timing of any possible refunds. It was reiterated from the members in attendance to develop a budget that reflected an overall assessment that was equal to or less than what was actually paid in the previous fiscal year (2010/2011). Staff took the recommendations and suggestions and began the development of the final version of the proposed budget.

The June 2, 2011 version proposed assessments of \$8.63 per acre-foot for Administration and \$40.68 per acre-foot for OBMP and Implementation Projects, for a combined total of \$49.31 per acre-foot. This compares to the actual assessment from the previous year as follows:

Assessment Amounts	G&A Expenses	OBMP & Implementation Projects	Total G&A, OBMP & Implementation Projects
Proposed Assessment as of June 2, 2011	\$8.63	\$40.68	\$49.31
Actual Assessment FY2010-2011	\$7.40	\$42.01	\$49.41
Proposed Assessment vs. Actual Assessment	\$1.23 16.6%	(\$1.33) (3.2%)	(\$0.10) (0.2%)

As a result of the methodology change (discussed at the May 19th workshop) regarding how the Brownstein Hyatt Farber Schreck legal expenses are now allocated in the budget between the categories of G&A, Pools and OBMP (formerly all BHFS expenses were allocated entirely to the OBMP category), the G&A Assessment is higher than the previous year and the OBMP & Implementation Projects are lower than the previous year.

After the latest production numbers for the 3rd quarter were received, an updated projection of the Total Assessable Production (for budget purposes) was proposed in the June 2, 2011 version of the budget. The estimated Total Assessable Production, which previously estimated at 106,929,500 acre-feet, was increased to 113,426,601 acre-feet. The previous year's actual Total Assessable Production was 114,495,915 acre-feet.

For the Administrative expenses:

- The draft budget includes 9.5 FTE approved staff positions, a reduction of one FTE from the previous budget.
- The budget includes a temporary employee for one-half year to complete the scanning project. This employee is from a temporary employment agency and is not an employee of Watermaster.
- There are no CPI/COLA salary adjustments or other material changes in employee's fringe benefits.
- The budget includes an increase in the CalPERS "Employer" contribution expense from 11.417% to 14.298% which is mandated by CalPERS and out of the control of Watermaster.
- The draft budget eliminates the Consulting and printing costs for the Water Auction, and eliminates the Strategic Planning Conference costs.
- An amount of \$100,000 is included for the Agricultural Pool's legal services related to the Restated Judgment.
- New for this budget year, the Brownstein Hyatt Farber Schreck legal expenses for G&A and the Pools (\$202,555 and \$138,060 respectively) are allocated to specific projects/activities instead of all the legal expenses being charged directly against the OBMP category. This change reflects the increase in the overall Administrative expense comparisons from year to year.
- No legal contingency amount was included in the budget.
- Overall, the Administrative section is 2.6% or \$27,173 above the previous year's budget of \$1,060,450.

For OBMP General costs:

- Meetings with staff, Wildermuth and legal counsel were held to determine where costs could be reduced or work delayed until next fiscal year.
- The total Wildermuth budget is \$2,395,051 for this fiscal year. Wildermuth provided a breakdown of costs by the categories of "Required by the Judgment" which totaled \$1,503,793 and "Discretionary" which totaled \$891,258. This allowed the Staff and committees to determine which projects needed to be continued or completed and which could be delayed until next year. Approximately \$746,275 of the "Discretionary" amount was determined to be allocated to this fiscal year's budget.

- The Watermaster Groundwater Model/Safe Yield Update project was budgeted at \$204,000.
- The budget contains the Brownstein Hyatt Faber Schreck legal budget of \$221,160.
- No legal contingency amount was included in the budget.
- The balance of the Administrative Civil Liability (ACL) complaint from the California Regional Water Quality Control Board of \$25,000 is included.
- Overall, the OBMP section is 32.0% or \$546,618 below the previous year's budget of \$1,709,190.

OBMP Implementation Project costs:

- The total Wildermuth budget is \$2,334,051 for this fiscal year. Wildermuth provided a breakdown of costs by the categories of "Required by the Judgment" which totaled \$1,503,793 and "Discretionary" which totaled \$91,258. This allowed the Staff and committees to determine which projects needed to be continued or completed and which could be delayed until next year. Approximately \$746,275 of the "Discretionary" amount was determined to be allocated to this fiscal year's budget.
- Reductions in the majority of OBMP Implementation Project expenses compared to the FY 2010-2011 Amended Budget.
- The Recharge Master Plan Update Implementation of \$231,000 for Tasks 1 and 2 for the first and second year is funded.
- The South Archibald Plume monitoring activities of \$85,950 is funded.
- The funds to conduct the surface water monitoring program for January 2012 - June 2012 of \$94,006 is included in the budget.
- The San Sevaine Channel Repair of \$245,750 is included.
- This budget version decreased the Recharge Improvement Debt Payment by \$250,000 as a result of IEUA refinancing some debt and receiving a lower interest rate.
- The OBMP Implementation Projects section is 5.0% or \$204,809 above the previous year's budget of \$4,125,183.

In summary, the FY 2011/2012 Budget, as proposed, anticipates a decrease in total budgeted costs of \$314,636 or 4.6% below the previous year's "Amended" budget of \$6,894,823. The final assessments will be refined when the assessment package is prepared this fall.

**Table 2: Engineering Budget for Watermaster FY 2011/12:
Comparison with FY 2010/11**

Description				Net Change
	Project	FY11/12 Budget	FY10/11 Budget	
6900 Optimum Basin Mgmt Program		\$460,219	\$350,336	\$109,883
6906 OBMP Engineering				
Attend Watermaster Meetings	\$70,389		\$73,296	(\$2,907)
Eval. Transfers/Assess. Supplemental Water Recharge	\$8,000		\$8,000	\$0
Misc. Data and CEO Requests	\$110,660		\$110,700	(\$40)
Water Rights Compliance Monitoring	\$32,760		\$32,760	\$0
Project Management	\$34,400		\$41,280	(\$6,880)
Watermaster Model Update and Required Demonstrations	\$204,010		\$41,580	\$162,430
SOB Exhibits	\$0		\$42,720	(\$42,720)
7100 Program Element 1: Comprehensive Monitoring Program		\$1,410,927	\$1,662,704	(\$251,777)
7101 Production Monitoring Monitoring Program	\$1,400		\$1,400	\$0
7103 Groundwater Quality Monitoring Program	\$121,190		\$123,891	(\$2,701)
7104 Groundwater Level Monitoring Program	\$185,069		\$230,069	(\$45,000)
7107 Ground Level Monitoring Program	\$639,597		\$812,033	(\$172,436)
7108 Hydraulic Control Monitoring Program	\$452,511		\$486,871	(\$34,360)
7109 Recharge and Well Monitoring Program	\$11,160		\$8,440	\$2,720
7200 Program Element 2: Comprehensive Recharge Program		\$241,320	\$135,320	\$106,000
7202.2 GRCC Meetings	\$10,320		\$10,320	\$0
7202.3 Implementation	\$231,000		\$125,000	\$106,000
7300 Program Elements 3 & 5: Water Supply Plan - Desalter		\$47,840	\$47,840	\$0
7303 Engineering Services	\$47,840		\$47,840	\$0
7400 Program Element 4: Mgmt Zone Strategies		\$55,732	\$79,411	(\$23,679)
7402 Engineering Services	\$55,732		\$79,411	(\$23,679)
7500 Program Elements 6 & 7: Coop Efforts/Salt Mgmt		\$160,013	\$133,400	\$26,613
7502 Engineering Services	\$160,013		\$133,400	\$26,613
7600 Program Elements 8 & 9: Storage Mgmt/Conj Use		\$19,000	\$19,000	\$0
7602 Engineering Services	\$19,000		\$19,000	\$0
Totals	\$2,395,051	\$2,395,051	\$2,428,011	(\$32,960)

REVISED JUNE 2, 2011

CHINO BASIN WATERMASTER
Summary of Engineering Tasks for FY 2011/12
July 1, 2011 to June 30, 2012

Acct. No.	Description	Required	Discretionary	Total	Proposed	Notes
6906	Attend Watermaster Meetings		\$70,389	\$70,389	\$70,389	a
6906	Evaluation of Transfers/Assessment of Supplemental Water Recharge		\$8,000	\$8,000	\$8,000	
6906	Miscellaneous Data and CEO Requests		\$110,660	\$110,660	\$110,660	
6906	Water Rights Compliance Monitoring	\$32,760		\$32,760	\$32,760	
6906	Project Management	\$34,400		\$34,400	\$34,400	
6906.1	Watermaster Model Update and Required Demonstrations	\$204,010		\$204,010	\$204,010	
7101.3	Groundwater Production Monitoring Program		\$1,400	\$1,400		
7103.3	Groundwater Quality Monitoring Program	\$117,390		\$117,390	\$117,390	
	Provide training for Watermaster staff		\$3,800	\$3,800		
7104.3	Groundwater-Level Monitoring Program	\$175,069		\$175,069	\$175,069	
	Redevelopment of NAWQA wells		\$10,000	\$10,000		b
7107	Ground Level Monitoring Program	\$466,927		\$466,927	\$466,927	c
	Identify existing well for cable extensometer in CCWF area		\$13,285	\$13,285	\$13,285	d
	Install cable extensometer in CCWF area at existing well		\$65,945	\$65,945	\$65,945	e
	Install new benchmarks around CCWF and perform initial elevation survey		\$56,720	\$56,720	\$56,720	f
	Install new benchmarks in Pomona and perform initial elevation/EDM survey		\$36,720	\$36,720		g
7108	Hydraulic Control Monitoring Program	\$358,505		\$358,505	\$358,505	h
	Conduct surface water monitoring program from Jan - Jun 2012		\$94,006	\$94,006	\$94,006	i
7109	Recharge and Well Monitoring Program	\$11,160		\$11,160	\$11,160	
7202.2	Comprehensive Recharge Program: GRCC Meetings		\$10,320	\$10,320	\$10,320	
7202.3	Comprehensive Recharge Program: Implementation		\$231,000	\$231,000	\$231,000	j
7303	Water Supply Plan: Desalters	\$47,840		\$47,840	\$47,840	
7402	Management Zone Strategies: MZ-1	\$55,732		\$55,732	\$55,732	
7502	Cooperative Efforts - South Archibald Plume		\$85,950	\$85,950	\$85,950	k1
7502	Cooperative Efforts - Chino Airport Plume		\$74,063	\$74,063		k2
7602	Storage Management/Conjunctive Use		\$19,000	\$19,000		l
Total		\$1,503,793	\$891,258	\$2,395,051	\$2,250,068	

a -- WEI attends up to three Watermaster process or other meetings per month at Watermaster staff request.

b -- can be deferred at least on more year

\$144,983

c -- required by Watermaster commitments in the MZ1 Subsidence Management Plan

d -- reconnaissance and planning work

e -- determined at Budget Workshop #2 the amount should not be deferred.

f -- Watermaster CEQA commitment. Should be done prior to CCWF start up to establish ground level baseline. Could be deferred one year.

g -- Watermaster's role in the ground level monitoring in the Pomona area should be reviewed by Watermaster before making any budgetary commitments.

h -- includes surface water monitoring through December 2011; and Chino Creek monitoring, groundwater level and quality and reporting for the entire fiscal year.

i -- assumes that RB will not complete the Basin Plan amendment and does not remove this monitoring requirement by December 31, 2011.

j -- includes the Recharge Master Plan Implementation Task 1 and Task 2. Task 1: Prepare Summary Description of MZ3 projects from 2010 RMPU and describe benefits to MZ3 entities in Riverside County. Task 2: Update Hydrology Models.

k1 -- WEI attends four Water Quality Committee meetings (one day preparation, one day meeting). South Archibald Plume: lab costs for split samples with ABGL, estimate plume mass and redefine plume for conceptual mitigation plans for negotiations.

k2 -- Water Quality Committee - Investigations and Reports (e.g., perchlorate). Chino Airport Plume: estimate plume mass and redefine plume for conceptual mitigation plans for negotiations.

l -- there are no planned activities this year.

Brownstein Hyatt Farber Schreck		2011-2012 Proposed Budget		Revised June 2, 2011	
Account	Description	Note	Currently in CBWM Budget	Labor (Cost)	
				Task	Account
	WM Legal Services - Meetings		\$ 250,000		
6275	Advisory Committee Meetings		6.5 Hours X 12 Meetings @ \$395	\$ 30,810	
6375	Board Meetings		6.5 Hours X 12 Meetings @ \$585	\$ 45,630	
8375	Appropriative Pool Meetings		4.5 Hours X 12 Meetings @ \$395	\$ 21,330	
8475	Agricultural Pool Meetings		6.5 Hours X 12 Meetings @ \$395	\$ 30,810	
8575	Non-Agricultural Pool Meetings		2.0 Hours X 12 Meetings @ \$395	\$ 9,480	
	Total for Activity			\$ 138,060	\$ 138,060
6070	WM Legal Services			\$ -	
6071	Court Coordination		35 Hrs @ \$585, 35 Hrs @ \$395, 20 Hrs @ \$240	\$ 39,100	
6072	Restated Judgment		60 Hrs @ \$585, 60 Hrs @ \$395, 15 Hrs @ \$240	\$ 62,400	
6073	Personnel Matters		25 Hrs @ \$395	\$ 9,875	
6074	Miscellaneous	A	144 Hrs @ \$395	\$ 56,880	
6074	Miscellaneous	B	35 Hrs @ \$585, 35 Hrs @ \$395	\$ 34,300	
	Total for Activity			\$ 202,555	\$ 202,555
6907.31	S. Archibald Plume - Formerly OIA			\$ 15,000	
	Slater is primary attorney.		30 Hrs @ \$585, 10 Hrs @ \$510, 5 Hrs @ \$395	\$ 24,625	
	Total for Activity			\$ 24,625	\$ 24,625
6907.32	Chino Airport Plume			\$ 74,000	
	Staffing primarily by Hoch.		10 Hrs @ \$585, 35 Hrs @ \$510, 5 Hrs @ \$395	\$ 25,675	
	Total for Activity			\$ 25,675	\$ 25,675
6907.33	Desalter Facilitation and Court Proceeding			\$ 195,000	
	Continued CDA Facilitation		75 Hrs @ \$585, 10 Hrs @ \$395	\$ 47,825	
	CDA Resolution Court	C	20 Hrs @ \$585, 20 Hrs @ \$395	\$ 19,600	
	Total for Activity			\$ 67,425	\$ 67,425
6907.34	Santa Ana River Water Rights			\$ 25,000	
	Water right permits 20753 and 19895		25 Hrs @ \$395, 50 Hrs @ \$305	\$ 25,125	
	Total for Activity			\$ 25,125	\$ 25,125
6907.35	Paragraph 31 Motion			\$ 73,500	
	Continued support of motion and appeals		40 Hrs @ \$585, 40 Hrs @ \$395	\$ 39,200	
	Total for Activity			\$ 39,200	\$ 39,200
6907.36	Santa Ana River Habitat			\$ 9,500	
	Total for Activity			\$ -	\$ -
6907.37	Storage & Recovery, Water Auction			\$ 40,000	
	Total for Activity			\$ -	\$ -
6907.38	Reg. Water Quality Control Board			\$ 15,000	
	Legal counsel involvement in ongoing issues		10 Hrs @ \$585, 20 Hrs @ \$395	\$ 13,750	
	Total for Activity			\$ 13,750	\$ 13,750
6907.39	Recharge Master Plan			\$ 40,000	
	Includes Storage and Recovery Issues		30 Hrs @ \$585, 20 Hrs @ \$395	\$ 25,360	
	Total for Activity			\$ 25,360	\$ 25,360
6907.4	WM Legal Counsel - Contingency			\$ -	
	Miscellaneous			\$ -	
	Total for Activity			\$ -	\$ -
	Total--All Accounts			\$ 737,000	\$ 561,775

Notes: (A) Variety of day-to-day matters that arise throughout the month concerning the Judgment, Rules, agreements, etc.
(B) Activities related to Interagency Cooperative Agreements and other matters (i.e. water purchases from MWD).
(C) Includes attorney and witness preparation, hearing attendance and potential post-hearing activities.

General Notes:

- Brownstein maintains a 10% discount on all fees over \$100,000 as part of the original contract with Watermaster.
- There are out-of-pocket costs that include phone charges, electronic legal research charges, travel costs (including mileage, lodging, etc.) and other incidental costs.
- Rather than attempt to project which budget items would be affected by the 10% discount, and which out-of-pocket cost items might be relevant to which budget items, the budget detail assumes they offset each other.

Actions:

June 2, 2011 Appropriative Pool – Moved to approve the 2011-2012 Watermaster Budget, conditionally taking out the \$100,000 for the Agricultural Pool Legal Fees for the Restated Judgment, Subject to Clarification from the Agricultural Pool

June 2, 2011 Non-Agricultural Pool – Moved to approve the 2011-2012 Watermaster Budget, subject to any changes which the Chair of the Non-Ag Pool and Chair of the Advisory Committee determines appropriate

June 9, 2011 Agricultural Pool – Approved by Majority Vote

June 16, 2011 Advisory Committee –

June 23, 2011 Watermaster Board –



CHINO BASIN WATERMASTER

DRAFT BUDGET FY 2011-2012

JUNE 2, 2011

THIS PAGE
HAS
INTENTIONALLY
BEEN LEFT
BLANK
FOR PAGINATION

**CHINO BASIN WATERMASTER
ASSESSMENT CALCULATION**

**FISCAL YEAR 2011-2012
INCLUDES "30% OPERATING RESERVES" AND "FUNDS ON HAND UTILIZED FOR ASSESSMENTS"**

	FY 2009-2010 BUDGET	FY 2010-2011 BUDGET	ASSESSMENT	APPROPRIATIVE POOL	AGRICULTURAL POOL	NON-AG POOL
PRODUCTION BASIS						
2009-10 Production & Exchanges in Acre-Foot (Actuals)			114,495,915	78,733,238	31,854,766	3,907,911
2010-11 Production & Exchanges in Acre-Foot (Projected Estimate)			113,426,601	76,426,601	33,000,000	4,000,000
				68.765%	27.822%	3.413%
				67.380%	29.094%	3.527%
BUDGET						
Administration, Advisory Committee & Watermaster Board (1)	\$847,518	\$1,012,623	\$1,012,623	\$682,303	\$294,610	\$35,710
OBMP & Implementation Projects (1)	5,133,009	5,041,600	5,041,600	3,397,019	1,466,788	177,793
General Admin & OBMP Assessments	\$5,980,527	\$6,054,223	6,054,223	682,303	294,610	35,710
TOTAL BUDGET			6,054,223	682,303	294,610	35,710
Less Budgeted Interest Income	(175,010)	(150,010)	(150,009)	(101,076)	(43,643)	(5,290)
Contributions from Outside Agencies	(148,410)	(111,000)	(111,000)	(74,792)	(32,294)	(3,914)
CASH DEMAND			5,793,214	3,221,151	294,610	35,710
OPERATING RESERVE (Estimated)						
Administrative (30%)	30%	303,787	\$303,787	\$204,691	\$88,383	\$10,713
OBMP (30%)	30%	1,512,480	1,512,480	1,019,106	440,036	53,338
Less: Funds On Hand Utilized for Assessments (2)			(2,016,267)	(227,231)	(98,115)	(11,893)
FUNDS REQUIRED TO BE ASSESSED			\$5,593,214	\$3,108,932	\$284,878	\$34,530
				\$49.31		\$162,715
Proposed Assessments						
General Administration Assessments	A	Per Acre-Foot	\$8.63	\$40.68	\$8.63	\$8.63
Minimum Assessments		Per Producer	\$5.00		\$40.68	\$5.00
Prior Year Assessments (Actuals)	B	Per Acre-Foot	\$7.40	\$42.01	\$7.40	\$7.40
	A - B		\$1.23	(\$1.33)		
				(\$0.10)		

(1) Total costs are allocated to Pools by actual production percentages. Does not include Recharge Debt Payment or Replenishment water purchases.

(2) Cash on Hand is June 30 fund balance (estimated) less funds required for Agricultural Pool Reserves, carryover replenishment obligations, SB 22 funds and Education funds.

THIS PAGE
HAS
INTENTIONALLY
BEEN LEFT
BLANK
FOR PAGINATION

**CHINO BASIN WATERMASTER
SUMMARY BUDGET FY 2011-2012**

	FY 09-10 June Actual	FY 10-11 Approved Budget	FY 10-11 Amended Budget	FY 11-12 Original Budget	FY 11-12 Proposed Adjustments	FY 11-12 Proposed Budget	Proposed vs. Amended	% Variance Proposed vs. Amended
4000 Mutual Agency Revenue	\$ 111,000	\$ 148,410	\$ 148,410	\$ 111,000	\$ -	\$ 111,000	\$ (37,410)	(25.2)%
4110 Appropriative Pool Assessments	7,178,987	6,153,067	6,153,067	6,639,778	(815,523)	5,840,177	(312,890)	(5.1)%
4120 Non-Agricultural Pool Assessments	225,016	355,003	355,003	224,804	38,594	264,000	(91,003)	(25.6)%
4730 Prorated Interest Income	43,420	175,010	175,010	150,010	0	150,010	(25,000)	(14.3)%
4900 Miscellaneous Income	188	0	0	0	0	0	0	0.0%
Total Income	7,558,612	6,831,490	6,831,490	7,125,592	(776,929)	6,365,187	(466,303)	-6.8%
Administrative Expenses								
6010 Salary Costs	492,090	464,944	492,544	481,927	(8,951)	472,976	(19,568)	(4.0)%
6020 Office Building Expense	102,742	101,196	101,196	103,369	0	103,369	2,173	2.1%
6030 Office Supplies & Equip.	45,639	33,500	33,500	28,500	0	28,500	(5,000)	(14.9)%
6040 Postage & Printing Costs	82,056	78,300	78,300	66,180	0	66,180	(12,120)	(15.5)%
6050 Information Services	139,782	142,200	160,200	148,020	0	148,020	(12,180)	(7.6)%
6060 WM Special Contract Services	96,259	75,000	29,000	37,000	(3,000)	34,000	5,000	17.2%
6070 Watermaster Legal Services	0	0	0	0	202,555	202,555	202,555	100.0%
6080 Insurance Expense	15,986	17,575	17,575	19,036	0	19,036	1,461	8.3%
6110 Dues and Subscriptions	16,100	30,000	30,000	30,000	0	30,000	0	0.0%
6150 Field Supplies & Equipment	1,168	1,800	1,800	1,600	0	1,600	(200)	(11.1)%
6170 Travel & Transportation	28,828	33,160	33,160	21,970	0	21,970	(11,190)	(33.7)%
6190 Conferences & Seminars	21,302	23,000	23,000	17,500	0	17,500	(5,500)	(23.9)%
6200 Advisory Committee Expenses	17,921	22,470	22,470	23,633	30,418	54,051	31,581	140.5%
6300 Watermaster Board Expenses	43,074	50,603	50,603	56,257	44,989	101,246	50,643	100.1%
6500 Education Fund Expenditures	0	375	375	375	0	375	0	0.0%
8300 Appropriative Pool Administration	22,733	90,043	90,043	29,346	20,934	50,280	(39,763)	(44.2)%
8400 Agricultural Pool Administration	186,478	223,147	223,147	228,370	130,459	358,829	135,682	60.8%
8500 Non-Agricultural Pool Administration	6,596	161,666	161,666	62,456	39,257	101,713	(59,953)	(37.1)%
9400 Depreciation Expense	29,103	0	0	0	0	0	0	0.0%
9500 Allocated G&A Expenditures	(423,428)	(488,129)	(488,129)	(496,144)	(228,433)	(724,577)	(236,448)	(48.4)%
Total Administrative Expenses	924,428	1,060,850	1,060,450	859,395	228,228	1,087,623	27,173	2.6%
General OBMP Expenditures								
6900 Optimum Basin Mgmt Program	1,559,618	1,197,734	1,556,534	1,594,092	(659,066)	935,026	(621,508)	(39.9)%
6950 Cooperative Efforts	9,000	10,000	10,000	10,000	0	10,000	0	0.0%
9501 Allocated G&A Expenditures	141,999	142,656	142,656	146,322	71,224	217,546	74,890	52.5%
Total General OBMP Expenses	1,710,617	1,350,390	1,709,190	1,750,414	(587,842)	1,162,572	(546,618)	(32.0)%
OBMP Implementation Projects								
7101 Production Monitoring	104,977	104,219	102,819	108,769	(3,869)	104,900	2,081	2.0%
7102 In-Line Meter Installation/Maintenance	48,657	66,679	66,679	66,832	(469)	66,363	(316)	(0.5)%

**CHINO BASIN WATERMASTER
SUMMARY BUDGET FY 2011-2012**

	FY 09-10 June Actual	FY 10-11 Approved Budget	FY 10-11 Amended Budget	FY 11-12 Original Budget	FY 11-12 Proposed Adjustments	FY 11-12 Proposed Budget	Proposed vs. Amended	% Variance Proposed vs. Amended
7103 Groundwater Quality Monitoring	161,349	202,996	202,996	208,768	(4,808)	203,960	964	0.5%
7104 Groundwater Level Monitoring	363,253	336,282	287,282	335,372	(58,940)	276,432	(10,850)	(3.8)%
7105 Recharge Basin Water Quality Monitoring	3,679	4,280	4,280	3,609	(17)	3,592	(688)	(16.1)%
7106 Water Level Sensors Install	0	0	0	0	0	0	0	0.0%
7107 Ground Level Monitoring	354,982	815,620	657,620	641,320	(36,877)	604,443	(53,177)	(8.1)%
7108 Hydraulic Control Monitoring Program	500,863	493,700	412,700	459,813	(29)	459,784	47,084	11.4%
7109 Recharge & Well Monitoring Program	9,113	8,440	9,440	11,160	0	11,160	1,720	18.2%
7200 OBMP Pgm Element 2 - Comp Rechar	1,530,608	1,011,022	946,022	1,281,694	60,091	1,341,785	395,763	41.8%
7300 OBMP Pgm Element 3 & 5 - Water Sup	71,798	90,111	134,111	93,425	(42)	93,383	(40,728)	(30.4)%
7400 OBMP Pgm Element 4 - Mgmt Zone St	90,244	91,955	91,955	70,165	(98)	70,067	(21,888)	(23.8)%
7500 OBMP Pgm Element 6 & 7 - Coop Effo	163,488	146,180	116,180	163,022	(74,080)	88,942	(27,238)	(23.4)%
7600 OBMP Pgm Element 8 & 9 Storage Mg	29,338	64,250	45,250	64,616	(18,843)	45,773	523	1.2%
7700 Inactive Well Protection Program	0	1,412	1,412	1,432	(19)	1,413	1	0.1%
7690 Recharge Improvement Debt Payment	890,006	700,964	700,964	700,964	(250,000)	450,964	(250,000)	(35.7)%
9502 Allocated G&A Expenditures	294,429	345,473	345,473	349,821	157,210	507,031	161,558	46.8%
Total OBMP Implementation Projects	4,616,783	4,483,583	4,125,183	4,560,782	(230,790)	4,329,992	204,809	5.0%
Total Expenses	7,251,828	6,894,823	6,894,823	7,170,592	(590,404)	6,580,187	(314,636)	(4.6)%
Net Ordinary Income	306,784	(63,333)	(63,333)	(45,000)	(186,525)	(215,000)	(151,667)	(239.5)%
Other Income								
4225 Interest Income	34,990	0	0	0	0	0	0	0.0%
4210 Approp Pool-Replenishment	4,887,364	0	0	0	0	0	0	0.0%
4220 Non-Ag Pool-Replenishment	9,478	0	0	0	0	0	0	0.0%
4230 Groundwater Recharge Activity	0	0	0	0	0	0	0	0.0%
4600 Groundwater Sales	2,176,962	0	0	0	0	0	0	0.0%
Total Other Income	7,108,795	0	0	0	0	0	0	0.0%
Other Expense								
5010 Groundwater Recharge	7,728,299	0	0	0	0	0	0	0.0%
5105 Purchase of Non-Ag Pool Water	2,166,022	0	0	0	0	0	0	0.0%
Total Other Expense	9,894,321	0	0	0	0	0	0	0.0%
9900 To / (From) Reserves	(2,478,034)	0	0	0	0	0	0	0.0%
Net Other Income	(307,492)	0	0	0	0	0	0	0.0%
Net Income	\$ (709)	\$ (63,333)	\$ (63,333)	\$ (45,000)	\$ (186,525)	\$ (215,000)	\$ (151,667)	(239.5)%

**CHINO BASIN WATERMASTER
DETAIL BUDGET FY 2011-2012**

	FY 09-10 June Actual	FY 10-11 Approved Budget	FY 10-11 Amended Budget	FY 11-12 Original Budget	FY 11-12 Proposed Adjustments	FY 11-12 Proposed Budget	Proposed vs. Amended
Ordinary Income							
Income							
4000 Mutual Agency Revenue	\$111,000	\$148,410	\$148,410	\$111,000	\$0	\$111,000	(\$37,410)
4013 Local Agency Contr - OBMP	111,000	148,410	148,410	111,000	0	111,000	(37,410)
Total 4000 Mutual Agency Revenue							
4110 Appropriative Pool Assessments							
4111 Administrative Assessment	609,111	592,138	592,138	548,588	110,935	659,584	67,446
4111.2 OBMP Assessment	3,729,218	3,360,334	3,360,334	3,603,327	(506,300)	3,108,097	(252,237)
4111.3 App Pool - Special Assessment	63,333	0	0	0	0	0	0
4112 Ag Pool Reallocation - Administrative	231,256	224,667	224,667	236,102	47,743	283,872	59,205
4113 Ag Pool Reallocation - OBMP	1,414,836	1,274,964	1,274,964	1,550,797	(217,901)	1,337,660	62,696
4115 Recharge Improvement Revenue	1,131,233	700,964	700,964	700,964	(250,000)	450,964	(250,000)
4117 P/Y Adjustments & Pool Interest	0	0	0	0	0	0	0
Total 4110 Appropriative Pool Assessments	7,178,987	6,153,067	6,153,067	6,639,778	(815,523)	5,840,177	(312,890)
4120 Non-Agricultural Pool Assessments							
4123 Administrative Assessment	31,593	30,712	30,712	29,703	6,007	35,713	5,001
4123.3 Non-Ag Pool - Special Assessment	0	150,000	150,000	0	60,000	60,000	(90,000)
4124 OBMP Assessment	193,423	174,291	174,291	195,101	(27,413)	168,287	(6,004)
4127 P/Y Adjustments	0	0	0	0	0	0	0
Total 4120 Non-Agricultural Pool Assessments	225,016	355,003	355,003	224,804	38,594	264,000	(91,003)
4730 Prorated Interest Income							
4713 Interest Income-Other	116	0	0	0	0	0	0
4731 Interest - Agricultural Pool	2,764	15,750	15,750	13,500	0	13,500	(2,250)
4732 Interest - Appropriative Pool	38,790	155,750	155,750	133,500	0	133,500	(22,250)
4733 Interest - Non-Agricultural Pool	1,744	3,500	3,500	3,000	0	3,000	(500)
4739 Interest - Education Fund	6	10	10	10	0	10	0
Total 4730 Prorated Interest Income	43,420	175,010	175,010	150,010	0	150,010	(25,000)
4900 Miscellaneous Income							
	188	0	0	0	0	0	0
Total Income	7,558,612	6,831,490	6,831,490	7,125,592	(776,929)	6,365,187	(466,303)
Administrative Expenses							
6010 Salary Costs							
6011 WM Staff Salaries & Payroll Burden	537,534	444,317	471,917	449,983	(8,951)	441,032	(30,885)
6012 Payroll Services	3,219	3,120	3,120	4,020	0	4,020	900
6013 Human Resources Services	11,393	12,000	12,000	6,000	0	6,000	(6,000)
6016 New Employee Search Costs	10,385	500	500	500	0	500	0
6017 Temporary Services	0	5,000	5,000	21,424	0	21,424	16,424
Subtotal Wages	562,531	464,937	492,537	481,927	(8,951)	472,976	(19,561)

**CHINO BASIN WATERMASTER
DETAIL BUDGET FY 2011-2012**

	FY 09-10 June Actual	FY 10-11 Approved Budget	FY 10-11 Amended Budget	FY 11-12 Original Budget	FY 11-12 Proposed Adjustments	FY 11-12 Proposed Budget	Proposed vs. Amended
6018 Fringe Benefits	542,759	482,775	482,775	513,053	(13,323)	499,730	16,955
60199 Payroll Burden Allocated	(613,199)	(482,768)	(482,768)	(513,053)	13,323	(499,730)	(16,982)
Total 6010 Salary Costs	492,090	464,944	492,544	481,927	(8,951)	472,976	(19,568)
6020 Office Building Expense							
6021 Office Lease	69,504	69,504	69,504	71,181	0	71,181	1,677
6022 Telephone	16,753	15,000	15,000	15,300	0	15,300	300
6024 Building Repairs & Janitorial	14,739	15,000	15,000	14,740	0	14,740	(260)
6026 Security Services	1,746	1,692	1,692	2,148	0	2,148	456
6027 Other Expense	0	0	0	0	0	0	0
Total 6020 Office Building Expense	102,742	101,196	101,196	103,369	0	103,369	2,173
6030 Office Supplies & Equip.							
6031.1 Copy Paper	1,366	6,000	6,000	4,500	0	4,500	(1,500)
6031.7 Other Office Supplies	41,620	24,500	24,500	21,000	0	21,000	(3,500)
6038 Other Office Equipment	0	0	0	0	0	0	0
6039 Office Expenses	0	0	0	0	0	0	0
6141 Meeting Expenses	2,155	0	0	0	0	0	0
6141.1 Meeting Supplies	0	1,500	1,500	1,500	0	1,500	0
6141.3 Admin Meetings	0	1,500	1,500	1,500	0	1,500	0
6147 Other Admin Expenses	498	0	0	0	0	0	0
Total 6030 Office Supplies & Equip.	45,639	33,500	33,500	28,500	0	28,500	(5,000)
6040 Postage & Printing Costs							
6042 Postage - General	4,908	6,000	6,000	6,000	0	6,000	0
6043 Copy Machine Lease - Other	0	0	0	0	0	0	0
6043.1 Ricoh Lease Fee	44,551	42,000	42,000	37,980	0	37,980	(4,020)
6043.2 Ricoh Usage & Maintenance Fee	6,906	18,000	18,000	14,400	0	14,400	(3,600)
6044 Postage Meter Lease	2,027	2,800	2,800	2,800	0	2,800	0
6045 Outside Printing	23,665	9,500	9,500	5,000	0	5,000	(4,500)
Total 6040 Postage & Printing Costs	82,056	78,300	78,300	66,180	0	66,180	(12,120)
6050 Information Services							
6052 Consultants	0	0	0	0	0	0	0
6052.1 Park Place Computer Solutions	39,300	46,000	46,000	46,800	0	46,800	800
6052.2 Applied Computer Technologies	34,744	36,000	36,000	36,000	0	36,000	0
6052.3 Website Consulting	0	10,800	10,800	10,800	0	10,800	0
6053 Internet Services	26,380	12,400	12,400	18,420	0	18,420	6,020
6054 Computer Software	8,263	8,000	8,000	9,000	0	9,000	1,000
6055 Computer Hardware	31,095	29,000	47,000	26,000	0	26,000	(21,000)
6057 Computer Maintenance	0	0	0	1,000	0	1,000	1,000
Total 6050 Information Services	139,782	142,200	160,200	148,020	0	148,020	(12,180)

**CHINO BASIN WATERMASTER
DETAIL BUDGET FY 2011-2012**

	FY 09-10 June Actual	FY 10-11 Approved Budget	FY 10-11 Amended Budget	FY 11-12 Original Budget	FY 11-12 Proposed Adjustments	FY 11-12 Proposed Budget	Proposed vs. Amended
6060 WM Special Contract Services							
6060 Contract Services - Other	0	46,000	0	0	0	0	0
6061 Contract Services	1,620	0	0	0	0	0	0
6061.1 Accounting Services	3,750	0	0	0	0	0	0
6061.3 Rauch	15,494	10,000	10,000	15,000	0	15,000	5,000
6061.4 Other Contract Services	20,695	0	0	0	0	0	0
6062 Audit Services	9,075	9,000	9,000	12,000	(3,000)	9,000	0
6063 Public Relations/Consultant	45,625	10,000	10,000	10,000	0	10,000	0
6064 Consultant Services/Water Auction	0	0	0	0	0	0	0
6067 General Counsel	0	0	0	0	0	0	0
Total 6060 WM Special Contract Services	96,259	75,000	29,000	37,000	(3,000)	34,000	5,000
6070 Watermaster Legal Services							
6071 Legal Services - Court Coordination	0	0	0	0	39,100	39,100	39,100
6072 Legal Services - Restated Judgment	0	0	0	0	62,400	62,400	62,400
6073 Legal Services - Personnel Matters	0	0	0	0	9,875	9,875	9,875
6074 Legal Services - Interagency Issues	0	0	0	0	34,300	34,300	34,300
6078 Legal Services - Miscellaneous	0	0	0	0	56,880	56,880	56,880
6079 Legal Services - Contingency	0	0	0	0	0	0	0
Total 6070 Watermaster Legal Services	0	0	0	0	202,555	202,555	202,555
6080 Insurance Expense							
6085 Business Insurance Package	15,703	17,325	17,325	18,728	0	18,728	1,403
6086 Position Bond Insurance	283	250	250	307	0	307	57
Total 6080 Insurance Expense	15,986	17,575	17,575	19,036	0	19,036	1,461
6110 Dues and Subscriptions							
6111 Membership Dues	15,570	29,000	29,000	29,000	0	29,000	0
6112 Subscriptions	530	1,000	1,000	1,000	0	1,000	0
Total 6110 Dues and Subscriptions	16,100	30,000	30,000	30,000	0	30,000	0
6150 Field Supplies & Equipment							
6151 Small Tools & Equipment	269	800	800	600	0	600	(200)
6154 Uniforms	898	1,000	1,000	1,000	0	1,000	0
Total 6150 Field Supplies & Equipment	1,168	1,800	1,800	1,600	0	1,600	(200)
6170 Travel & Transportation							
6170 Travel & Transportation	0	0	0	0	0	0	0
6171.1 CEO Vehicle Allowance	9,038	9,000	9,000	0	0	0	(9,000)
6171.2 Watermaster Mgmt. Staff Vehicle Allowance	13,860	14,400	14,400	14,400	0	14,400	0
6173 Mileage Reimbursements	246	400	400	250	0	250	(150)
6174 Public Transportation	210	360	360	320	0	320	(40)

**CHINO BASIN WATERMASTER
DETAIL BUDGET FY 2011-2012**

	FY 09-10 June Actual	FY 10-11 Approved Budget	FY 10-11 Amended Budget	FY 11-12 Original Budget	FY 11-12 Proposed Adjustments	FY 11-12 Proposed Budget	Proposed vs. Amended
6175 Vehicle Fuel	1,558	3,000	3,000	3,000	0	3,000	0
6177 Vehicle Repairs & Maintenance	3,917	6,000	6,000	4,000	0	4,000	(2,000)
Total 6170 Travel & Transportation	28,828	33,160	33,160	21,970	0	21,970	(11,190)
6190 Conferences & Seminars							
6191 Conferences & Seminars	18,207	11,000	11,000	16,000	0	16,000	5,000
6192 Training & Continuing Education	3,095	5,000	5,000	1,500	0	1,500	(3,500)
6193.1 Strategic Planning Conference	0	10,000	10,000	0	0	0	(10,000)
6193.2 Conference - Registration Fee	0	(3,000)	(3,000)	0	0	0	3,000
Total 6190 Conferences & Seminars	21,302	23,000	23,000	17,500	0	17,500	(5,500)
6200 Advisory Committee Expenses							
6201 WM Staff Salaries	16,313	20,470	20,470	21,633	(392)	21,241	771
6212 Meeting Expense	1,608	2,000	2,000	2,000	0	2,000	0
6275 Legal Services - Advisory Committee Meeting	0	0	0	0	30,810	30,810	30,810
Total 6200 Advisory Committee Expenses	17,921	22,470	22,470	23,633	30,418	54,051	31,581
6300 Watermaster Board Expenses							
6301 WM Staff Salaries	15,480	28,803	28,803	30,557	(641)	29,916	1,113
6311 Board Member Compensation	21,500	18,500	18,500	20,000	0	20,000	1,500
6312 Meeting Expense	6,094	3,000	3,000	5,400	0	5,400	2,400
6313 Board Member Expenses	0	300	300	300	0	300	0
6375 Legal Services - Board Meeting	0	0	0	0	45,630	45,630	45,630
Total 6300 WM Board Expenses	43,074	50,603	50,603	56,257	44,989	101,246	50,643
6500 Education Fund Expenditures							
6500 Education Fund Expenditures	0	375	375	375	0	375	0
8300 Appropriative Pool Administration							
8301 WM Staff Salaries	22,482	26,210	26,210	28,846	(396)	28,450	2,240
8312 Meeting Expenses	250	500	500	500	0	500	0
8367 Appropriative Pool - Legal Services	0	63,333	63,333	0	0	0	(63,333)
8375 Legal Services - Approp. Pool Meeting	0	0	0	0	21,330	21,330	21,330
Total 8300 Appropriative Pool Administration	22,733	90,043	90,043	29,346	20,934	50,280	(39,763)
8400 Agricultural Pool Administration							
8401 WM Staff	19,324	22,847	22,847	25,286	(351)	24,935	2,088
8411 Compensation	1,900	2,000	2,000	2,000	0	2,000	0
8412 Meeting Expenses	21	300	300	300	0	300	0
8456 IEUA Readiness To Serve	3,846	3,000	3,000	5,784	0	5,784	2,784
8467 Ag-Pool Legal Service	95,287	100,000	100,000	100,000	0	100,000	0
8467.1 Frank B & Associates	10,612	18,000	18,000	18,000	0	18,000	0
8467.2 Legal - Restated Judgment	0	0	0	0	100,000	100,000	100,000
8470 Ag Pool Meeting Special Compensation	14,225	12,000	12,000	12,000	0	12,000	0

**CHINO BASIN WATERMASTER
DETAIL BUDGET FY 2011-2012**

	FY 09-10 June Actual	FY 10-11 Approved Budget	FY 10-11 Amended Budget	FY 11-12 Original Budget	FY 11-12 Proposed Adjustments	FY 11-12 Proposed Budget	Proposed vs. Amended
8471 Ag Pool Special Projects	41,262	65,000	65,000	65,000	0	65,000	0
8475 Legal Services - Ag. Pool Meeting	0	0	0	0	30,810	30,810	30,810
Total 8400 Agricultural Pool Administration	186,478	223,147	223,147	228,370	130,459	358,829	135,682
8500 Non-Agricultural Pool Administration							
8501 WM Staff	5,395	11,466	11,466	14,456	(223)	14,233	2,767
8512 Meeting Expense	1,201	200	200	3,000	0	3,000	2,800
8567 Non-Ag Legal Service	0	150,000	150,000	45,000	30,000	75,000	(75,000)
8575 Legal Services - Non-Ag. Pool Meeting	0	0	0	0	9,480	9,480	9,480
Total 8500 Non-Agricultural Pool Administration	6,596	161,666	161,666	62,456	39,257	101,713	(59,953)
9400 Depreciation Expense	29,103	0	0	0	0	0	0
9500 Allocated G&A Expenditures	(423,428)	(488,129)	(488,129)	(496,144)	(228,433)	(724,577)	(236,448)
Total Administrative Expenses	924,428	1,060,850	1,060,450	859,395	228,228	1,087,623	27,173

General OBMP Expenses

6900 Optimum Basin Mgmt Program							
6901 OBMP - Staff	258,305	206,620	206,620	221,250	(4,258)	216,992	10,372
6902 OBMP - Temporary Staff	0	0	0	0	0	0	0
6903 OBMP - SARW Group	0	25,778	25,778	37,433	(25,778)	11,655	(14,123)
6906 OBMP - Engineering	375,259	350,336	339,336	256,209	0	256,209	(83,127)
6906.1 OBMP - Watermaster Model Update	0	0	145,000	204,200	(190)	204,010	59,010
6906.2 OBMP - Basin Wide Objectives	0	0	0	100,000	(100,000)	0	0
6906.4 OBMP - CEQA	18,514	0	0	0	0	0	0
6906.6 OBMP - Santa Ana River TMDL	5,365	0	0	0	0	0	0
6906.7 OBMP - DataX	0	0	0	0	0	0	0
6906.8 OBMP - Reports	0	0	0	0	0	0	0
6907 OBMP - Legal							
6907.1 Ellison & Schneider	0	0	0	0	0	0	0
6907.2 Ludorff & Scalmanini	0	0	0	0	0	0	0
6907.3 WM Legal Counsel	875,931	250,000	250,000	250,000	(250,000)	0	(250,000)
6907.30 Peace II - CEQA	0	50,000	50,000	0	0	0	(50,000)
6907.31 S. Archibald Plume - Formerly OIA	0	15,000	15,000	25,000	(375)	24,625	9,625
6907.32 Chino Airport Plume	0	15,000	74,000	25,000	675	25,675	(48,325)
6907.33 Desalter Facilitation & Court	0	0	145,000	0	67,425	67,425	(77,575)
6907.34 Santa Ana River Water Rights	14,368	25,000	25,000	25,000	125	25,125	125
6907.35 Paragraph 31 Motion	0	0	73,500	40,000	(800)	39,200	(34,300)
6907.36 Santa Ana River Habitat	0	0	9,500	0	0	0	(9,500)
6907.37 Storage & Recovery, Water Auction	0	40,000	40,000	35,000	(35,000)	0	(40,000)
6907.38 Reg. Water Quality Control Board	0	15,000	15,000	50,000	(36,250)	13,750	(1,250)
6907.39 Recharge Master Plan	0	40,000	40,000	50,000	(24,640)	25,360	(14,640)

**CHINO BASIN WATERMASTER
DETAIL BUDGET FY 2011-2012**

	FY 09-10 June Actual	FY 10-11 Approved Budget	FY 10-11 Amended Budget	FY 11-12 Original Budget	FY 11-12 Proposed Adjustments	FY 11-12 Proposed Budget	Proposed vs. Amended
6907.4 WM Legal Counsel - Contingency	0	145,000	0	250,000	(250,000)	0	0
6909 OBMP - Other Expense	0	0	0	0	0	0	0
6909.1 OBMP Meetings	7,264	0	0	0	0	0	0
6909.3 OBMP Other Expenses	2,841	0	0	0	0	0	0
6909.4 OBMP Other Expenses - Other	1,770	0	0	0	0	0	0
6909.5 Ad Hoc Litigation Committee	0	0	0	0	0	0	0
6909 OBMP - Other Expense	0	20,000	102,800	25,000	0	25,000	(77,800)
Total 6900 Optimum Basin Mgmt Program	1,559,618	1,197,734	1,556,534	1,594,092	(659,066)	935,026	(621,508)
Total 6950 Cooperative Efforts	9,000	10,000	10,000	10,000	0	10,000	0
9501 Allocated G&A Expenditures	141,999	142,656	142,656	146,322	71,224	217,546	74,890
Total General OBMP Expenses	1,710,617	1,350,390	1,709,190	1,750,414	(587,842)	1,162,572	(546,618)
7000 OBMP Implementation Projects							
<i>7100 OBMP Pgm Element 1 - Comp Monitoring Program</i>							
7101 Production Monitoring							
7101.1 Production Monitoring - WM Staff	103,749	102,069	102,069	106,619	(2,469)	104,150	2,081
7101.2 Production Monitoring - Temporary Services	0	0	0	0	0	0	0
7101.3 Production Monitoring - Engineering Services	478	1,400	0	1,400	(1,400)	0	0
7101.4 Production Monitoring - Computer Services	750	750	750	750	0	750	0
Total 7101 Production Monitoring	104,977	104,219	102,819	108,769	(3,869)	104,900	2,081
7102 In-Line Meter Installation/Maintenance							
7102.1 In-Line Meter - WM Staff	5,626	10,679	10,679	10,832	(469)	10,363	(316)
7102.5 In-Line Meter - Computer	6,425	8,000	8,000	8,000	0	8,000	0
7102.7 In-Line Meter - In-Line Meters	10,599	8,000	8,000	8,000	0	8,000	0
7102.8 In-Line Meter - Calibration & Testing	26,006	40,000	40,000	40,000	0	40,000	0
Total 7102 In-Line Meter Installation/Maintenance	48,657	66,679	66,679	66,832	(469)	66,363	(316)
7103 Groundwater Quality Monitoring							
7103.1 Grdwtr Quality - WM Staff	24,738	76,355	76,355	81,203	(1,008)	80,195	3,840
7103.3 Grdwtr Quality - Engineering Services	109,759	87,008	87,008	84,307	(3,800)	80,507	(6,501)
7103.4 Grdwtr Quality - Contract Services	0	0	0	2,125	0	2,125	2,125
7103.5 Grdwtr Quality - Laboratory Services	25,873	36,883	36,883	36,883	0	36,883	0
7103.6 Grdwtr Quality - Supplies	229	2,000	2,000	3,500	0	3,500	1,500
7103.7 Grdwtr Quality - Computer Services	750	750	750	750	0	750	0
Total 7103 Groundwater Quality Monitoring	161,349	202,996	202,996	208,768	(4,808)	203,960	964
7104 Groundwater Level Monitoring							
7104.1 Grdwtr Level - WM Staff	103,192	90,713	90,713	93,803	(3,940)	89,863	(850)

P70

**CHINO BASIN WATERMASTER
DETAIL BUDGET FY 2011-2012**

	FY 09-10 June Actual	FY 10-11 Approved Budget	FY 10-11 Amended Budget	FY 11-12 Original Budget	FY 11-12 Proposed Adjustments	FY 11-12 Proposed Budget	Proposed vs. Amended
7104.3 Grdwtr Level - Engineering Services	239,229	206,144	157,144	206,144	(55,000)	151,144	(6,000)
7104.4 Grdwtr Level - Contract Services (CBWM Staff)	0	1,000	1,000	500	0	500	(500)
7104.6 Grdwtr Level - Supplies	908	2,500	2,500	1,000	0	1,000	(1,500)
7104.7 Grdwtr Level - Capital Equipment (CBWM Staff)	19,923	12,000	12,000	10,000	0	10,000	(2,000)
7104.8 Grdwtr Level - Contract Services	0	10,000	10,000	10,000	0	10,000	0
7104.9 Grdwtr Level - Capital Equipment	0	13,925	13,925	13,925	0	13,925	0
Total 7104 Groundwater Level Monitoring	363,253	336,282	287,282	335,372	(58,940)	276,432	(10,850)
7105 Recharge Basin Water Quality Monitoring							
7105.1 Recharge Basin Water Quality - WM Staff	2,587	2,780	2,780	3,009	(17)	2,992	212
7105.4 Recharge Basin Water Quality - Laboratory Services	1,092	1,000	1,000	500	0	500	(500)
7105.6 Recharge Basin Water Quality - Supplies	0	500	500	100	0	100	(400)
Total 7105 Recharge Basin Water Quality Monitoring	3,679	4,280	4,280	3,609	(17)	3,592	(688)
7107 Ground Level Monitoring							
7107.1 Ground Level - WM Staff	55	1,421	1,421	1,566	0	1,566	145
7107.2 Ground Level - Engineering Services	176,916	336,538	178,538	166,592	(157)	166,435	(12,103)
7107.3 Ground Level - Synthetic Aperture Radar	95,000	95,000	95,000	120,000	0	120,000	25,000
7107.5 Ground Level - Laboratory Services	0	0	0	0	0	0	0
7107.6 Ground Level - Contract Services	82,041	351,393	351,393	327,400	(36,720)	290,680	(60,713)
7107.8 Ground Level - Capital Equipment	0	31,268	31,268	25,762	0	25,762	(5,506)
7107.9 Ground Level - Supplies	970	0	0	0	0	0	0
Total 7107 Ground Level Monitoring	354,982	815,620	657,620	641,320	(36,877)	604,443	(53,177)
7108 Hydraulic Control Monitoring							
7108.1 Hydraulic Control Monitoring - WM Staff	6,746	6,829	6,829	7,302	(29)	7,273	444
7108.2 Hydraulic Control Monitoring - Temporary Services	0	0	0	0	0	0	0
7108.3 Hydraulic Control Monitoring - Engineering Services	319,838	311,322	230,322	279,662	0	279,662	49,340
7108.4 Hydraulic Control Monitoring - Laboratory Services	163,939	170,849	170,849	170,849	0	170,849	0
7108.6 Hydraulic Control Monitoring - Supplies	0	0	0	0	0	0	0
7108.9 Hydraulic Control Monitoring - Contract Services	10,339	4,700	4,700	2,000	0	2,000	(2,700)
Total 7108 Hydraulic Control Monitoring	500,863	493,700	412,700	459,813	(29)	459,784	47,084
7109 Recharge & Well Monitoring							
7109.3 Recharge & Well Monitoring - Engineering Services	9,113	8,440	9,440	11,160	0	11,160	1,720
7109.4 Recharge & Well Monitoring - Laboratory Services	0	0	0	0	0	0	0
Total 7109 Recharge & Well Monitoring	9,113	8,440	9,440	11,160	0	11,160	1,720
7200 OBMP Pgm Element 2 - Comp Recharge							
7201 Comp Recharge - WM Staff	107,431	115,702	115,702	125,996	(909)	125,087	9,385
7202 Comp Recharge - Engineering Services - Other	165,529	0	0	0	0	0	0
7202.1 Comp Recharge - Temp Services	0	0	0	0	0	0	0
7202.2 Comp Recharge - Engineering Services	604,600	10,320	0	10,320	0	10,320	10,320

**CHINO BASIN WATERMASTER
DETAIL BUDGET FY 2011-2012**

	FY 09-10 June Actual	FY 10-11 Approved Budget	FY 10-11 Amended Budget	FY 11-12 Original Budget	FY 11-12 Proposed Adjustments	FY 11-12 Proposed Budget	Proposed vs. Amended
7202.3 Comp Recharge - Implementation	0	150,000	95,320	170,000	61,000	231,000	135,680
7203 Comp Recharge - Contract Services	0	0	0	0	0	0	0
7204 Comp Recharge - Supplies	561	10,000	10,000	2,000	0	2,000	(8,000)
7205 Comp Recharge - Other Expenses	0	5,000	5,000	5,000	0	5,000	0
7206 Comp Recharge - Basin Program O&M	652,487	720,000	720,000	722,628	0	722,628	2,628
7207 Comp Recharge - Other	0	0	0	245,750	0	245,750	245,750
7208 Hansen Aggregate Damages	0	0	0	0	0	0	0
Total 7200 OBMP Pgm Element 2 - Comp Recharge	1,530,608	1,011,022	946,022	1,281,694	60,091	1,341,785	395,763
7300 OBMP Pgm Element 3 & 5 - Water Supply Plan - Desalter							
7301 OBMP - WM Staff	20,602	34,271	34,271	37,585	(42)	37,543	3,272
7303 OBMP - Engineering Services	48,532	47,840	91,840	47,840	0	47,840	(44,000)
7304 OBMP - Contract Services	0	0	0	0	0	0	0
7305 OBMP - Supplies	103	8,000	8,000	8,000	0	8,000	0
7306 OBMP - Other Expense	2,561	0	0	0	0	0	0
Total 7300 OBMP Pgm Element 3 & 5 - Water Supply Plan	71,798	90,111	134,111	93,425	(42)	93,383	(40,728)
7400 OBMP Pgm Element 4 - Mgmt Zone Strategies							
7401 OBMP - WM Staff	8,377	11,465	11,465	12,333	(98)	12,235	770
7402 OBMP - Engineering Services	80,575	69,410	69,410	45,732	0	45,732	(23,678)
7403 OBMP - Contract Services	0	10,000	10,000	10,000	0	10,000	0
7404 OBMP - Supplies	140	0	0	0	0	0	0
7405 OBMP - Other Expenses	1,152	1,080	1,080	2,100	0	2,100	1,020
Total 7400 OBMP Pgm Element 4 - Mgmt Zone Strategies	90,244	91,955	91,955	70,165	(98)	70,067	(21,888)
7500 OBMP Pgm Element 6 & 7 - Coop Efforts/Salt Mgmt							
7501 OBMP - WM Staff	1,194	2,780	2,780	3,009	(17)	2,992	212
7502 OBMP - Engineering Services	162,294	113,400	101,400	122,223	(74,063)	48,160	(53,240)
7503 OBMP - Contract Services	0	12,000	12,000	37,790	0	37,790	25,790
7505 OBMP - Other Expenses	0	18,000	0	0	0	0	0
Total 7500 OBMP Pgm Element 6 & 7 - Coop Efforts/Salt Mgmt	163,488	146,180	116,180	163,022	(74,080)	88,942	(27,238)
7600 OBMP Pgm Element 8 & 9 Storage Mgmt/Conj Use							
7601 OBMP - WM Staff	26,702	44,900	44,900	45,266	157	45,423	523
7602 OBMP - Engineering Services	2,138	19,000	0	19,000	(19,000)	0	0
7604 OBMP - Supplies	498	350	350	350	0	350	0
7605 OBMP - Other Expenses	0	0	0	0	0	0	0
Total 7600 OBMP Pgm Element 8 & 9 Storage Mgmt/Conj Use	29,338	64,250	45,250	64,616	(18,843)	45,773	523
7700 Inactive Well Protection Program							
7701 Inactive Well Protection Program - WM Staff	0	412	412	432	(19)	413	1
7703 Inactive Well Protection Program - Contract Services	0	1,000	1,000	1,000	0	1,000	0
Total 7700 Inactive Well Protection Program	0	1,412	1,412	1,432	(19)	1,413	1

**CHINO BASIN WATERMASTER
DETAIL BUDGET FY 2011-2012**

	FY 09-10 June Actual	FY 10-11 Approved Budget	FY 10-11 Amended Budget	FY 11-12 Original Budget	FY 11-12 Proposed Adjustments	FY 11-12 Proposed Budget	Proposed vs. Amended
7690 Recharge Improvement Debt Payment	890,006	700,964	700,964	700,964	(250,000)	450,964	(250,000)
9502 Allocated G&A Expenditures	294,429	345,473	345,473	349,821	157,210	507,031	161,558
Total OBMP Implementation Projects	4,616,783	4,483,583	4,125,183	4,560,782	(230,790)	4,329,992	204,809
Total General OBMP & Implementation Projects	6,327,400	5,833,973	5,834,373	6,311,196	(818,632)	5,492,564	(341,809)
Total Expenses	7,251,828	6,894,823	6,894,823	7,170,592	(590,404)	6,580,187	(314,636)
Net Ordinary Income	306,784	(63,333)	(63,333)	(45,000)	(186,525)	(215,000)	(151,667)

Other Income							
4225 Interest Income	34,990	0	0	0	0	0	0
4225 Interest Income	34,990	0	0	0	0	0	0
Total 4225 Interest Income							
Water Replenishment Assessments							
4210 Approp Pool-Replenishment							
4211 15% Gross Assessments	560,954	0	0	0	0	0	0
4212 85% Net Assessments	3,178,738	0	0	0	0	0	0
4213 100% Net Assessments	592,787	0	0	0	0	0	0
4214 Prior Year Adjustment	0	0	0	0	0	0	0
4215 Prior Year Carryover	554,886	0	0	0	0	0	0
4216 CURO Adjustment	0	0	0	0	0	0	0
Total 4210 Approp Pool-Replenishment	4,887,364	0	0	0	0	0	0

4220 Non-Ag Pool-Replenishment							
4223 Net Replenishment	9,478	0	0	0	0	0	0
4224 CURO Adjustment	0	0	0	0	0	0	0
Total 4220 Non-Ag Pool-Replenishment	9,478	0	0	0	0	0	0
4600 Groundwater Sales							
4613 Stored Water Sales	2,176,962	0	0	0	0	0	0
Total 4600 Groundwater Sales	2,176,962	0	0	0	0	0	0
Total Other Income	7,108,795	0	0	0	0	0	0

Other Expense							
5010 Groundwater Recharge	0	0	0	0	0	0	0
5011.4 Replenishment Water	0	0	0	0	0	0	0

**CHINO BASIN WATERMASTER
DETAIL BUDGET FY 2011-2012**

	FY 09-10 June Actual	FY 10-11 Approved Budget	FY 10-11 Amended Budget	FY 11-12 Original Budget	FY 11-12 Proposed Adjustments	FY 11-12 Proposed Budget	Proposed vs. Amended
5011 Replenishment Water	7,728,299	0	0	0	0	0	0
5017 IEUA Surcharges	0	0	0	0	0	0	0
Total 5010 Groundwater Recharge	7,728,299	0	0	0	0	0	0
5105 Purchase of Non-Ag Pool Water	2,166,022	0	0	0	0	0	0
Total Other Expense	9,894,321	0	0	0	0	0	0
9900 To / (From) Reserves	(2,478,034)	0	0	0	0	0	0
Net Other Income	(307,492)	0	0	0	0	0	0
Net Income	(\$709)	(\$63,333)	(\$63,333)	(\$45,000)	(\$186,525)	(\$215,000)	(\$151,667)

CHINO BASIN WATERMASTER ACCOUNT NUMBER JUSTIFICATION BUDGET FY 2011-2012

Budget Account Number	Account Description	Comments and Information
ORDINARY INCOME/EXPENSE		
4000 MUTUAL AGENCY REVENUE		
4013	Local Agency Contr - OBMP	This account represents reimbursement funds from Hanson Aggregates for damage to Lower Day Basin. Annual payments of \$111,000 to start 07/01/09 and end on 07/01/11.
4110 APPROPRIATIVE POOL ASSESSMENTS		
4111	Administrative Assessment	Appropriative Pool Assessments equal the Pool's share of all General Administrative Expenses levied to the Appropriators on a per acre-foot basis levied based on the prior year's production.
4111.2	OBMP Assessment	Appropriative Pool Assessments equal the Pool's share of all Optimum Management costs levied to the Appropriators on a per acre-foot basis based on the prior year's production.
4111.3	Appropriative Pool - Special Assessment	Appropriative Pool Special Assessment for legal services or other expenses such as Basin Wide Objectives, Special Assessment levied to the Appropriators on a formula based upon 50% Operating Safe Yield and 50% Averaged Production and Exchanges, as approved by the Appropriative Pool.
4112	Agricultural Pool Reallocation-Administrative Assessment	The Appropriative Pool and the Overlaying Agricultural Pool agreed that the unproduced portion of Ag Pool's annual share of safe yield (82,800 acre-feet) would be immediately reallocated to the Appropriative Pool members provided the Appropriative Pool would pay the Agricultural Pool's share of Administrative and Special Project expenses.
4113	Agricultural Pool Reallocation-OBMP Assessment	With separate assessments levied for General Administration and Optimum Basin Management Plan and Implementation Costs, the Agricultural Pool costs charged through the reallocation levy have been separated to differentiate between the revenues from the two levies.
4115	Recharge Improvement Revenue	This account covers funds required to pay the budgeted debt service payment and the operating and maintenance expenses.
4117	P/Y Adjustments	Consists of adjustments related to prior years, if any.
4120 NON-AGRICULTURAL POOL ASSESSMENTS		
4123	Administrative Assessment	Non-Agricultural Pool Assessments equal the Pool's share of all General Administrative Expenses levied to the Non-Agricultural Pool based on the prior year's production.
4123.3	Non-Agricultural Pool - Special Assessment	Non-Agricultural Pool Assessment for legal services. Special Assessment levied to the Non-Agricultural Pool members based upon prior year's actual production.
4124	OBMP Assessment	Non-Agricultural Pool Assessments equal the Pool's share of all Optimum Basin Management costs levied to the Pool members based on the prior year's production.
4127	P/Y Adjustments	Made up of prior year Non-Agricultural Pool production adjustments, if any.
4710	Unrealized Gain/(Loss) on Investments	Interest is prorated between the pools and the Education Fund using formulae approved by the Advisory Committee and Pools several years ago. Budgeted interest income consists of adjustments related to prior years, if any.
4127	P/Y Adjustments	Interest is prorated between the Pools and the Education Fund using formula approved by the Advisory Committee and Pools several years ago.
4730 PRORATED INTEREST INCOME		
6010 SALARY COSTS		
6011	WM Staff Salaries & Payroll Burden	Expenses related to administrative staff hours and costs not related to a particular project.
6012	Payroll Services	Expenses related to processing of bi-weekly payroll and preparation of quarterly and annual tax returns, including calendar year-end W-2 processing.
6013	Human Resources Services	Expenses related to processing of flexible spending medical and dependent care accounts, along with personnel consulting services.
6016	New Employee Search Costs	Expenses related to hiring of new staff, (i.e. employment postings with Monster.com, CareerBuilder, local newspapers, etc.).
6017	Temporary Services	Expenses related to hiring temporary staff from an Employment Agency (i.e. special projects, maternity leaves, extended sick leaves, etc.).
6018	Fringe Benefits	Benefits paid to employees such as employer and employee portions of CalPERS retirement, Medicare payroll taxes, medical, dental, vision, vacation, sick leave, holidays, workers compensation insurance premiums, life insurance premiums, short and long term disability premiums, state unemployment insurance.
60199	Payroll Burden Allocated	Fringe benefits allocated to salary costs.
6020 OFFICE BUILDING EXPENSE		
6021	Office Lease	Lease for Watermaster office.
6022	Telephone	Telephone expense includes office telephone system, cellular phones for management and field staff along with conference call service.
6024	Building Repairs & Janitorial	This account covers monthly janitorial and housekeeping service, along with repairs and maintenance requests for the office.
6026	Security Services	After business hours and weekend building alarm monitoring services for the office building.
6027	Other Expense	Expenses to this category include office building improvements.

**CHINO BASIN WATERMASTER
ACCOUNT NUMBER JUSTIFICATION
BUDGET FY 2011-2012**

Budget Account Number	Account Description	Comments and Information
6030 OFFICE SUPPLIES & EQUIPMENT		
6031.1	Copy Paper	This budget item covers the cost of copy paper for the printers, copy machines, etc.
6031.7	Other Office Supplies	This budget item covers the cost of office supplies which includes: stationary, envelopes, checks and other miscellaneous office supplies.
6038	Other Office Equipment	This budget item covers the cost of office equipment not included in Other Office Supplies (6031.7) referenced above.
6039	Office Expense	This account covers the costs of items not covered under any of the above 6030 categories including file management consulting fees.
6141	Meeting Expenses	Expenses charged to this category include administrative meeting expenses, food, refreshments, etc.
6141.1	Meeting Supplies	Expenses charged to this category include administrative meeting supplies.
6141.3	Admin Meetings	Expenses charged to this category include administrative meeting expenses, conference calls, etc.
6147	Other Admin Expenses	This budget item covers the cost of administrative meeting expenses not included in other categories of 6141 listed above.
6040 POSTAGE & PRINTING COSTS		
6042	Postage	The postage account covers the cost of mailing or shipping all meeting notices and agendas; correspondence; Annual Reports; outgoing bills and payments, etc. Charges also include FedEx, United Parcel Service costs as well as US postage.
6043	Copy Machine Lease - Other	This account covers the cost of leasing copy machines as well as the costs for copies exceeding the minimum number per month/year as stipulated in the lease agreements.
6043.1	Ricoh Lease Fee	This account covers the cost of leasing the Ricoh copy machines from Imaging Plus.
6043.2	Ricoh Usage & Maintenance Fee	This account covers the usage charges (per page charge) and any maintenance fees for the Ricoh copy machines from Imaging Plus.
6044	Postage Meter Lease	Postage meter costs includes the annual lease fees, quarterly reset fees and postage meter ink cartridge replacements.
6045	Outside Printing	Printing jobs done by outside printers and include the Annual Report, blueprints, special area street maps, color prints and emergency printing when our in-house copiers are down for repairs, etc. Also includes printing of color brochures and annual financial statements.
6050 INFORMATION SERVICES		
6052	Computer Consultant Support Services	Watermaster uses IT consultants to maintain the computer network and workstations, as well as to develop and maintain databases.
6052.1	Park Place Computer Solutions	Watermaster's IT consultant who maintains the computer network and workstations, ensuring proper backups, and recommends system improvements.
6052.2	Applied Computer Technologies	Watermaster's database consultant who maintains the numerous databases.
6052.3	Website Consulting	Watermaster's website consultant who maintains, updates and ensures the website www.cbwm.org is operational and maintained with current information.
6053	Internet Services	Miscellaneous website maintenance costs & T-1 internet connections.
6054	Computer Software	Costs include new software, software upgrades and annual software licenses.
6055	Computer Hardware	Costs include new computer hardware, upgraded computer hardware, servers, printers, back up power supplies, monitors, etc.
6057	Computer Maintenance	Costs include the maintenance and repair of computer hardware, servers, printers, etc.
6060 WATERMASTER SPECIAL CONTRACT SERVICES		
6060	Contract Services - Other	Expense category used to capture the Watermaster consultants who develop and implement strategic plans, develop brochures, and design reports.
6061	Contract Services	Expense category used to capture the Watermaster special consultants who develop and implement special plans, projects and activities.
6061.1	Accounting Services	Expense category used to capture the Watermaster special consultants who specialize in Accounting related services.
6061.3	Rauch	Expense category used to capture the Watermaster consultant who specializes in the Annual Report creation, development and submission.
6061.4	Other Contract Services	Expense category used to capture the Watermaster consultants who develop and implement strategic plans, develop brochures, and design reports.
6062	Audit Services	Services provided by the audit firm to ensure compliance and field work related for the annual financial statement audit.
6063	Public Relations Consultant	Watermaster retains outside consultants on a per contract basis as our Public Relations Consultant, to keep us up to date regarding relevant legislative issues.
6064	Consultant Services/Water Auction	Watermaster retains outside consultants on a per contract basis as our representative in regards to the activities of the Water Auction.
6067	General Counsel	Watermaster's general counsel expenses related to personnel and non-project specific matters.

**CHINO BASIN WATERMASTER
ACCOUNT NUMBER JUSTIFICATION
BUDGET FY 2011-2012**

Budget Account Number	Account Description	Comments and Information
6070	<u>WATERMASTER LEGAL SERVICES</u>	
6071	Legal Services - Court Coordination	Watermaster legal counsel expenses for the regular court hearings with Judge Reichert.
6072	Legal Services - Restated Judgment	Watermaster legal counsel expenses for the Restated Judgment.
6073	Legal Services - Personnel Matters	Watermaster legal expenses related to personnel issues and/or other HR matters.
6079	Legal Services - Contingency	Watermaster legal expenses related to the administration/G&A contingency.
6080	<u>INSURANCES</u>	
6085	Business Insurance Package	All insurance policies are now included under Business Insurance Package, including auto & general liability.
6086	Position Bond Insurance	Insures key positions for risk of misappropriation and/or fraud.
6110	<u>DUES & SUBSCRIPTIONS</u>	
6111	Membership Dues	Watermaster memberships include: American Water Works Assoc Research Foundation, Association of California Water Agencies, Association of Ground Water Agencies, California Groundwater Coalition, American Groundwater Trust, Southern California Water Committee, Water Education Foundation and the Groundwater Resources Association. Watermaster subscribes to several trade journals and the local newspaper.
6112	Subscriptions	
6150	<u>FIELD SUPPLIES & EQUIPMENT</u>	
6151	Small Tools & Equipment	Small tools and equipment includes any tool which might be required while working in the field.
6154	Uniforms	T-shirts, polo shirts, hats and jackets are provided to staff with Watermaster's logo to wear while in the field and while representing Watermaster. This line item also includes work boots for the field staff.
6170	<u>TRAVEL & TRANSPORTATION</u>	
6170	Travel & Transportation	Travel and transportation costs related to Watermaster business, not related to conferences and seminars.
6171.1	CEO Vehicle Allowance	Employment agreement provides the Chief Executive Officer a vehicle allowance of \$750 per month. For FY 2011/2012, the vehicle allowance is included as part of the overall CEO's salary.
6171.2	Watermaster Mgmt. Staff Vehicle Allowance	Employment agreement provides the Watermaster management staff receive \$400 per month.
6173	Mileage Reimbursements	Reimbursements paid to Watermaster employees for use of personal vehicles for Watermaster business at the federally approved rate per mile.
6174	Public Transportation	Cost of tolls and transponders for Watermaster vehicles on the toll roads (Transportation Corridor Agency and 91 Express Lanes) in Orange County.
6175	Vehicle Fuel	Fuel expenses for Watermaster owned vehicles.
6177	Vehicle Repairs & Maintenance	Covers repairs and maintenance to Watermaster's vehicles.
6190	<u>CONFERENCES & SEMINARS</u>	
6191	Conferences & Seminars	Costs associated with staff attending conferences or seminars for information, training, or making presentations regarding the Chino Basin Watermaster activities.
6193.1	Training & Continuing Education	Attendance at training and continuing education for Watermaster staff.
6193.2	Strategic Planning Conference	Costs associated with the annual Strategic Planning Conference (site location fee, catering, supplies, brochures, etc.).
6193.2	Conference - Registration Fee	Registration fees for the Strategic Planning Conference.
6200	<u>ADVISORY COMMITTEE EXPENSES</u>	
6201	WM Staff Salaries	Salary and burden costs of WM staff in attending and preparing for Advisory Committee meetings.
6211	Compensation - AG Pool Members	Compensation for AG pool members is paid through accounts 8411 & 8470.
6212	Meeting Expense	Advisory Committee meetings are normally scheduled to cover the lunch hour so that members are absent from their normal jobs the least amount of time possible. To accommodate the members, a luncheon and/or refreshments are served. Those related costs are reflected in this account.
6275	Legal Services - Advisory Committee	Brownstein legal services directly allocated to the preparation and attendance at the Advisory Committee meetings.
6300	<u>WATERMASTER BOARD EXPENSES</u>	
6301	WM Staff Salaries	Salary and burden costs of WM staff in preparing for and attending Watermaster Board Meetings.
6311	Board Member Compensation	Board Members are entitled to, but may waive, compensation for each day of service. Those who have not waived, receive \$125 per day served at various meetings including Board meetings, Committee meetings and other water agency meetings, including conference calls.
6312	Meeting Expenses	Board and Committee meetings may be scheduled to cover the lunch hour so that attendees are absent from their normal jobs the least amount of time possible. If this occurs, a luncheon and/or refreshments are served. Those related costs are reflected in this account.
6313	Board Member's Expenses	Board Members are entitled to receive reimbursement for expenses incurred on behalf of Watermaster business. Upon request, mileage is reimbursed to any Board Member using a personal vehicle for Watermaster business.
6375	Legal Services - Board Meeting	Brownstein legal services directly allocated to the preparation and attendance at the Board meetings.

P77

CHINO BASIN WATERMASTER ACCOUNT NUMBER JUSTIFICATION BUDGET FY 2011-2012

Budget Account Number	Account Description	Comments and Information
6500	EDUCATION FUND EXPENDITURES	This account disburses funds from the educational account as directed.
8300	APPROPRIATIVE POOL ADMINISTRATION AND SPECIAL PROJECTS	
8301	WM Staff Salaries	Salary and burden costs of WM staff in attending and preparing for Pool Meetings, and any other Appropriative Pool administrative activity.
8312	Meeting Expenses	This item covers meeting expenses, including the cost of refreshments.
8367	Legal Services	This item covers the legal services for the Appropriative Pool legal counsel.
8375	Legal Services- Appropriative Pool Meeting	Brownstein legal services directly allocated to the preparation and attendance at the Appropriative Pool meetings.
8400	AGRICULTURAL POOL ADMINISTRATION AND SPECIAL PROJECTS	
8401	WM Staff Salaries	Salary and burden costs of WM staff in attending and preparing for Pool Meetings, along with any other Agricultural Pool administrative activity.
8411	Compensation - AG Pool Members	Ag Pool Members are reimbursed \$125 for each Pool, Committee or Board Meeting attended. \$25 of the \$125 is coded to this category with the additional \$100 coded to account #8470.
8412	Meeting Expenses	This account covers meeting expenses, including the cost of refreshments.
8456	IEUA Readiness To Serve	Inland Empire Utilities Agency implemented a 'Readiness To Serve' charge against Watermaster for future provision of service to the land in the Agricultural preserve.
8467.1	Agricultural Pool Legal Services Frank B & Associates	The Agricultural Pool retains its own legal council to represent them in all Watermaster matters. The Agricultural Pool has contracted with a water management consultant to assist them in following Watermaster activities important to the Agricultural Pool.
8470	Ag Pool Meeting Special Compensation	See account #8411 for details of this line item.
8471	Ag Pool Special Projects	This item covers any special projects that the Agricultural Pool approves funds to be expended towards.
8475	Legal Services - Agricultural Pool Meeting	Brownstein legal services directly allocated to the preparation and attendance at the Agricultural Pool meetings.
8500	NON-AGRICULTURAL POOL ADMINISTRATION AND SPECIAL PROJECTS	
8501	WM Staff Salaries	Salary and burden costs of WM staff in attending and preparing for Pool Meetings, along with any other Non-Agricultural Pool administrative activity.
8512	Meeting Expense	This item covers meeting expenses, including the cost of refreshments.
8567	Non-Ag Legal Service	The Non-Agricultural Pool retains its own legal council to represent them in all Watermaster matters.
8575	Legal Services - Non-Agricultural Pool	Brownstein legal services directly allocated to the preparation and attendance at the Non-Agricultural Pool meetings.
9500	ALLOCATED G&A EXPENDITURES	Administrative overhead that is allocated to OBMP and Project jobs as a percentage of total Watermaster salaries.
9900	OPTIMUM BASIN MANAGEMENT PROGRAM	
6900	OPTIMUM BASIN MANAGEMENT PROGRAM - GENERAL ENGINEERING	This work includes general engineering services requested by Watermaster to support implementation of the OBMP. The current budget request includes general, non-project specific as well as ad hoc requests for services and data requests promoting the ongoing efforts to implement the OBMP. Items include all aspects of preparing reports as required by the OBMP including the State of the Basin Report and the conditions subsequent pursuant to Judge Gunn's December 21, 2007 court order approving Peace II.
6901	OBMP - WM Staff	Salary and burden costs of WM staff in performance of OBMP activities and projects.
6903	OBMP - SAWPA Group	Basin Monitoring Plan TaskForce with SAWPA
6906	OBMP - Engineering	Costs associated with the OBMP project by Wildermuth Environmental, Inc.
6906.1	OBMP - Watermaster Model Update	Costs associated with updating the OBMP model by Wildermuth Environmental, Inc.
6906.2	OBMP - Basin Wide Objectives	Expense category to capture basin wide objectives as determined by the Appropriative Pool and other committees.
6907.3	WM Legal Counsel	Watermaster legal counsel expenses for the three Pools, the Advisory Committee and the Board meetings, projects, activities, etc.
6907.30	Peace II - CEQA	Watermaster legal expenses related to the Peace II - CEQA.
6907.31	S. Archibald Plume - Formerly OIA	Watermaster legal expenses related to the S. Archibald Plume, formerly known as the Ontario Airport Plume.
6907.32	Chino Airport Plume	Watermaster legal expenses related to the Chino Airport Plume.
6907.33	Desalter Facilitation and Court	Watermaster legal expenses related to the Desalter Facilitation and Court proceedings.
6907.34	Santa Ana River Water Rights	Watermaster legal expenses related to the Santa Ana River Water Rights.
6907.35	Paragraph 31 Motion	Watermaster legal expenses related to the Paragraph 31 Motion and Appeal.
6907.36	Santa Ana River Habitat	Watermaster legal expenses related to the Santa Ana River Habitat.
6907.37	Water Auction	Watermaster legal expenses related to the Water Auction.
6907.38	Regional Water Quality Control Board	Watermaster legal expenses related to the Regional Water Quality Control Board.
6907.39	Recharge Master Plan	Watermaster legal expenses related to the Recharge Master Plan.
6907.4	WM Legal Counsel - Contingency	Watermaster legal expense contingency. Can only be allocated to the current fiscal year budget by submitting a budget transfer request through the three Pools, the Advisory Committee and the Board for approval.
6909	OBMP - Other Expenses	Expense category to capture other expenses related to the OBMP project (i.e. Regional Board fine and additional costs related to the water softener exchange program through IEUA).

CHINO BASIN WATERMASTER ACCOUNT NUMBER JUSTIFICATION BUDGET FY 2011-2012

Budget Account Number	Account Description	Comments and Information
6960	COOPERATIVE EFFORTS	
9501	ALLOCATED G&A EXPENDITURES	
7000	OPTIMUM BASIN MANAGEMENT PROGRAM IMPLEMENTATION PROJECTS	
7101.1	PRODUCTION MONITORING	Watermaster staff collects and processes production information for the approximately 580 wells within the Basin, including approximately 200 Appropriator wells, 16 Non-Ag wells, and approximately 370 private wells. Watermaster staff read the meters for the private wells, while the Appropriators and Non-Ag parties report their meter readings to Watermaster. The data is inputted into a production database that is updated quarterly, and is used at the end of the fiscal year to provide essential data for the Assessment Package.
7101.2		
7101.3		
7101.4	Production Monitoring - Computer Services	Computer services are for the subscription for parcel lot information (split 50/50 with account 7103 - Groundwater Quality Monitoring).
7102.1	IN-LINE METER INSTALLATION	Approximately 270 in-line flow meters are now installed on the previously unmetered private wells. Approximately half of all Ag and Non-Ag meters must be calibrated each year and other maintenance and repairs are required. Each calibration is expected to cost \$200. Approximately 12 broken meters are expected to be replaced this fiscal year, as these wells are expected to remain for at least another 12 months.
7102.5		
7102.7		
7102.8		
7103.1	GROUNDWATER QUALITY MONITORING	Pursuant to the OBMP & Peace Agreement, Program Element 1 includes the development and implementation of a comprehensive groundwater quality monitoring program. Previously, Watermaster annually collected water quality data from approximately 200 private wells and obtained other water quality data from other cooperators so that approximately one-third of the active wells were sampled every third year. Other cooperators include members of the appropriate and overlying non-agricultural pools, the Regional Water Quality Control Board, the Department of Toxic Substances Control, the United States Geological Survey, the Orange County Water District and others. The key well monitoring program has now been implemented. Approximately 125 wells are included within the water quality key well program, with approximately 60 wells being sampled and analyzed each year. This monitoring activity is a requirement for the Chino Basin to receive TDS and Nitrogen objectives based on maximum beneficial use. The ad hoc Water Quality Committee oversees the surface water and groundwater quality programs to ensure that necessary data are collected to effectively manage the Basin.
7103.3		
7103.5		
7104.0	Groundwater Quality Monitoring - Contract Services	Contract services for this category include pumping of monitoring wells, the installation of access spigots on wells as necessary, and highway signs.
7103.6	Groundwater Quality Monitoring - Supplies	Required supplies for this line item include sampling equipment such as piping and valving, and well as the rental of equipment for monitoring well testing.
7103.7	Groundwater Quality Monitoring - Computer Services	Computer services are for the subscription for parcel lot information (split 50/50 with account 7101 - Production Monitoring).
7104.1	GROUNDWATER LEVEL MONITORING PROJECT	Pursuant to the OBMP and Peace Agreement, Program Element 1 includes the development and implementation of a comprehensive groundwater-level monitoring program. The key well monitoring program has now been implemented. For the key well program, about 75 wells are measured monthly, about 70 wells are measured by transducers, about 210 wells are measured by municipal well owners (which are collected by Watermaster staff), and about 100 wells are measured by cooperators. Cooperators include members of the appropriate and overlying non-ag pools, RWQCB, DTSC, USGS, OCWD, and others. All data is checked for reasonableness with regard to historical data at the well, converted from depth-to-water to groundwater-level elevation, and compiled into a centralized database. The majority of this effort is concentrated in the southern half of the basin to support Desalter/HCMP monitoring programs. This data is analyzed in time series charts and maps annually to support the annual HCMP report and the semi-annual State of the Basin Report.
7104.3		
7104.6	Groundwater Level Monitoring - Supplies	Required supplies for this category include sounder replacement lines, rubber gloves, distilled water, and fillings for installing transducers.
7104.7	Groundwater Level Monitoring - Capital Equipment	Capital equipment for this category include transducers and transducer download cables purchased by Watermaster staff.
7104.4	Groundwater Level Monitoring - Contract Services	Contract services for this category include the construction of aluminum covers for transducers (not otherwise enclosed in structures) and ground-level surveys of well reference points.
7104.8		
7104.9	Groundwater Level Monitoring - Capital Equipment	Capital equipment purchased by the Wildermuth Environmental, Inc. staff.
7105.1	BASIN WATER QUALITY MONITORING	Pursuant to the OBMP & Peace Agreement, Program Element 1 also includes the surface water quality monitoring program. Work in this line item previously included measuring water quality at recharge and flood retention basins within the Chino Basin. This was typically done during the rainy season only; approximately 3-4 samplings per basin per year. Enough data has now been collected and catalogued for this activity and only minor amounts of money are now budgeted for use on an as-needed basis.
7105.4		
7105.6	Basin Water Quality Monitoring - Supplies	Required supplies for this line item include rubber gloves, sample bags, tools, and field lab equipment.
7107.1	GROUND LEVEL MONITORING	Pursuant to the OBMP and Peace Agreement, Program Element 1 also includes the development and implementation of a ground-level monitoring and testing program. Watermaster is interested in determining how much, if any, subsidence has occurred in the Basin and in monitoring the effectiveness of the OBMP in minimizing it. Data is collected from a network of ground elevation stations (surveys), from a multi-piezometer and from a dual borehole extensometer in the subsidence-prone area (mainly Management Zone 1). Satellite Intergrity (InSAR) will also be collected and analyzed for subsidence. Watermaster is implementing these efforts as part of the MZ1 Subsidence Management Plan.
7107.3		
7107.5		
7107.6		A pump test at a well owned by the City of Chino Hills will be performed, as well as installation of a new cable extensometer and a survey in the CCWF area.

CHINO BASIN WATERMASTER ACCOUNT NUMBER JUSTIFICATION BUDGET FY 2011-2012

Budget Account Number	Account Description	Comments and Information
7107.8	Ground Level Monitoring - Capital Equipment	Capital equipment purchased by the Wildermuth Environmental, Inc. staff.
7107.9	Ground Level Monitoring - Supplies	Miscellaneous supplies for this line item.
7108.1	HYDRAULIC CONTROL MONITORING PROGRAM	As part of the Basin Plan, a monitoring plan to evaluate the state of hydraulic control in the southern end of the basin has been developed. Hydraulic control will be used to maximize the safe yield of the basin. Watermaster, CCWD and the Regional Board have developed a monitoring plan to assess the state of hydraulic control to provide information to Watermaster to manage future production and recharge. Samples are collected from stations along the SAR every other week for water quality analyses. Stream flow measurements are also collected from stations along the SAR. Four near-river wells are monitored monthly and 21 HCMP SAR wells are monitored annually. Water discharge and quality data are collected from all POTWS and other non-tributary dischargers between the Riverside Narrows and below Prado dam. This monitoring activity is a requirement for the Chino Basin to receive TDS and Nitrogen objectives based on maximum beneficial use.
7108.2		
7108.3		
7108.4		
7108.5		
7108.6		
7108.9		A 2011 aerial photograph of the Chino Basin will also be purchased.
7109.3	RECHARGE AND WELL MONITORING PROGRAM	Engineering services to review quarterly and annual reports for Chino Basin Recycled Water Groundwater Recharge Program.
7109.4		
7201	OBMP PROGRAM ELEMENT 2 -- COMPREHENSIVE RECHARGE PROGRAM	This budget category includes the start of the Recharge Master Plan implementation, GRCC participation and recharge basin O&M (a shared cost with IEUA).
7202		
7202.1		
7202.2		
7202.3		
7203		
7204		
7205		
7206		
7207	OBMP Program Element 2 - Basin Program	Basin O&M charges direct from IEUA.
7301	OBMP Program Element 2 - Recharge - Other	San. Sewerage channel repair - cost sharing agreement with San Bernardino County Flood Control District and Inland Empire Utilities Agency
7302	OBMP PROGRAM ELEMENTS 3 & 5 -- WATER SUPPLY PLAN - DESALTER	The expenses in this budget line item includes engineering services for the technical review of non-Watermaster consultant work products for consistency with OBMP. Basin Plan and other Watermaster interests. Work in this category also includes the design support for the proposed Chino Creek Desalter well field.
7303		
7304		
7305		
7306		
7401	OBMP PROGRAM ELEMENT 4 - MANAGEMENT ZONE MANAGEMENT STRATEGIES	Pursuant to the OBMP and Peace Agreement, Watermaster has developed a long-term management plan for MZ1. Watermaster and the Court approved the MZ1 Subsidence Management Plan in 2007. Watermaster began implementing the MZ1 Subsidence Management Plan in FY 2008-2009 and continued in years thereafter, adapting the plan as new data and understanding dictates. Data collected and analyzed will be presented and discussed at the Subsidence Technical Group meetings.
7402		
7403		
7404		
7501	OBMP PROGRAM ELEMENTS 6 & 7 -- COOPERATIVE EFFORTS AND SALT MANAGEMENT	Pursuant to the OBMP and Peace Agreement, Watermaster will complete specific activities to improve water quality monitoring and analyze the effectiveness of the OBMP to accomplish its goals. The work in this line item includes coordinating the Water Quality committee activities, coordinating with RWQCB and DTSC on several groundwater plumes - including VOC plumes potentially emanating from the South Archibald Plume (formerly OYA) and the Chino Airport, and the Stringfellow perchlorate plume, which has now reached the Santa Ana River, the Basin Monitoring Task Force pursuant to Watermaster's Maximum Benefit obligation, and participating in the TMDL process for Santa Ana River, Chino and Mill Creeks.
7502		
7503		
7505		
7601	OBMP PROGRAM ELEMENTS 8 & 9 -- STORAGE MANAGEMENT AND CONJUNCTIVE USE PROGRAMS	This budget category includes laboratory costs for spill-sample analyses with ABGL of the South Archibald Plume.
7602		
7604		
7701	INACTIVE WELL PROTECTION PROGRAM	This budget category includes Watermaster's effort to expand the existing DYY Program and to develop new groundwater storage programs.
7703		
7690	RECHARGE IMPROVEMENT DEBT PAYMENT	Pursuant to the OBMP and Peace Agreement, Watermaster is responsible for inactive wells that have not been properly abandoned. Watermaster equips inactive wells with devices that meet the requirement of well abandonment to protect the integrity of the groundwater. These devices also allow for access to the well for monitoring purposes, if necessary. This fiscal year, approximately two or three inactive wells will need to be equipped with such devices. Repayment of debt as agreed to in contract with Inland Empire Utilities Agency for improvement of recharge basins within the Chino Basin. This expense is to be paid by the Appropriators.

**CHINO BASIN WATERMASTER
ACCOUNT NUMBER JUSTIFICATION
BUDGET FY 2011-2012**

Budget Account
Account Description
Number

Comments and Information

9502 ALLOCATED G&A EXPENDITURES

Administrative overhead that is allocated to CBMP and Project jobs as a percentage of total Watermaster salaries.

SUPPLEMENTAL & REPLENISHMENT WATER INCOME AND EXPENSES

Water rights were assigned in the Judgment entered in 1978. It established the terms and conditions regarding replenishment water and how the assessments would be levied to cover the water for each pool. No amounts are budgeted in this category as Watermaster is unable to determine what the overproduction will be at year, if any. Replenishment water is a "pass-thru" expense meaning all amounts overproduced by an agency are billed to them at the rate Watermaster pays for the cost of the water, plus fees.

Certain Appropriators under the Judgment have 15% of the cost of replenishment water required by their group and 85% of the cost is paid by the appropriator overproducing water in the prior year. Other Appropriators have the obligation to pay 100% of the costs of replacing any overproduced water.

Costs levied against the 15%/85% group for replacing water.

Costs levied against the 15%/85% group for replacing water.

Costs levied against those subject to 100% assessments for replacing water.

Cumulative Unmet Replenishment Obligation (CURO).

Non-Ag members (primarily industrial producers) are required to replace any water produced which exceeds their assigned water rights.

Sale of stored Non-Ag water to the Appropriators.

Costs of Replenishment or Supplemental Water.

This budget line covers the costs of purchasing replenishment water from MWD.

Inland Empire Utilities Agencies charges a fee for water delivered.

4210 App Pool Replenishment Assessments

4211 15% Gross Assessments

4212 85% Gross Assessments

4213 100% Net Assessments

4216 CURO Adjustment

4220 Non-Ag Pool Replenishment

4613 Stored Water Sales

5010 Groundwater Recharge

5011 Replenishment Water

5017 IEUA Surcharges

THIS PAGE
HAS
INTENTIONALLY
BEEN LEFT
BLANK.
FOR PAGINATION



CHINO BASIN WATERMASTER

II. BUSINESS ITEM

B. PURCHASE OF 50,000 ACRE-FEET WATER FROM MWD





CHINO BASIN WATERMASTER

9641 San Bernardino Road, Rancho Cucamonga, Ca 91730
Tel: 909.484.3888 Fax: 909.484.3890 www.cbwm.org

DESI ALVAREZ, PE
Chief Executive Officer

STAFF REPORT

DATE: June 16, 2011
TO: Committee Members
SUBJECT: Purchase of Replenishment-Rate Water from MWD

RECOMMENDATION:

1. Approve the applications of Fontana Water Company and Niagara Water Company for Local Storage Agreements.
2. Request that the Watermaster Board waive the thirty day notice period (Watermaster Rules and Regulations Section 10.10) and the twenty-one day consideration period (Watermaster Rules and Regulations Section 10.11) for Applications for Local Storage Agreements, so that the Advisory Committee and Watermaster Board may approve Local Storage Agreements in June or July. This request is sought with the express acknowledgment that it does not create precedent for future applications.

HISTORY:

This item came before the Advisory Committee on May 19, 2011 and Watermaster Board on May 26, 2011. The recommendations above represent the action taken by the Advisory Committee and Board.

SUMMARY:

On May 10, 2011, the Metropolitan Water District (MWD) Board of Directors approved the sale of 225,000 acre-feet of replenishment water at a rate of \$409 per acre-foot. MWD will make this water available on a first come first serve basis through the end of calendar year 2011. The availability of replenishment water provides Chino Basin with a singular opportunity to purchase water at a significant cost savings. Replenishment water has not been available by MWD for the last four years. As a result, when Watermaster has had to purchase replenishment water for the Chino Basin it has been purchased for as much as the Tier 2 rate.

So as not to miss out on this opportunity, Watermaster requested Inland Empire Utilities Agency (IEUA) to order delivery of 50,000 acre-feet of water for purchase by Watermaster. The water will be purchased at the rate of \$409 per acre-foot plus \$12 per acre-foot for the IEUA surcharge and an additional \$2 per acre-foot surcharge for water taken through the Orange County Water District's Turnout on San Antonio Creek. In addition, approximately 1,600 acre-feet of the 50,000 acre-feet will be purchased for direct injection and will cost an additional \$42 per acre-foot for treatment. The order is limited to 50,000 acre-feet because that is the anticipated amount of water that Watermaster can physically recharge between now and the end of the calendar year.

INDIVIDUAL PARTIES REPLENISHMENT WATER PURCHASE:

To date, two Parties (and potentially other Parties in the future) have expressed interest in purchasing replenishment-rate water to place in a storage account for their future replenishment obligations. These two parties, both Appropriators, are consistently overproducers, therefore they have a need for the replenishment water and are able to comply with MWD's Administrative code Appendix B that requires that this water purchase be used only for replenishment purposes. Fontana Water Company wishes to purchase up to 20,000 acre-feet and Niagara Water Company wishes to purchase up to 6,000 acre-feet of replenishment-rate water.

The Parties have submitted a Form 1 "Application for Local Storage Agreement." Their forms are included as Attachment "A" to this Staff Letter. Watermaster has created draft versions of the Form 8: "Standard Local Storage Agreements" for these requests, which are included as Attachment "B". The water placed in these storage accounts will be subject to standard storage losses, as well as other terms outlined in the attached Term Sheet: "Chino Basin Watermaster Replenishment Water Purchase 2011" (Attachment "C").

Unless contrary evidence is presented to Watermaster that overcomes the rebuttable presumption provided in Section 5.2(b)(v) of the Peace Agreement, Watermaster must find that there is "no material physical injury" and approve the storage agreements. Watermaster staff is not aware of any evidence to suggest that these storage agreements would cause material physical injury.

Standard procedure, in the Watermaster Rules and Regulations Sections 10.10 and 10.11, requires that applications be scheduled for consideration by the Advisory Committee no earlier than thirty days from the date of the Notice and a minimum of twenty-one calendar days after the last pool committee reviews it. However, due to the unique and immediate nature of this rare opportunity to purchase MWD water at the replenishment rate, it is necessary for the Watermaster Board to waive the thirty day notice period (Watermaster Rules and Regulations Section 10.10) and the twenty-one day consideration period (Watermaster Rules and Regulations Section 10.11) for Applications for Local Storage Agreements under this program. This request is sought with the express acknowledgment that it does not create precedent for future applications.

Actions:

June 2, 2011 Appropriative Pool – Approved Unanimously Recommendations 1 and 2

June 2, 2011 Non-Agricultural Pool – Moved to approve recommendations, subject to any changes which the Chair of the Non-Ag Pool and Chair of the Advisory Committee determines appropriate

June 9, 2011 Agricultural Pool – Approved Unanimously Recommendations 1 and 2

June 16, 2011 Advisory Committee –

June 23, 2011 Watermaster Board –

Attachment A

Form 1 “Application for Local Storage Agreements”

THIS PAGE
HAS
INTENTIONALLY
BEEN LEFT
BLANK
FOR PAGINATION



Chino Basin Watermaster

9641 San Bernardino Road,, Rancho Cucamonga, CA 91730

Date: **May 26, 2011**

TRANSMITTAL

To: Watermaster Interested Parties

Mail: See list attached

Email: See list attached

File: Local Storage Agreements

From: Janine Wilson

Chino Basin Watermaster

9641 San Bernardino Road

Rancho Cucamonga, Ca. 91730

Phone: 909.484.3888

Fax: 909.484.3890

REMARKS:	Enclosed	x	For your review	Per Your Request	Please comment
----------	----------	---	-----------------	------------------	----------------

Attached please find the following Application(s) for a Local Storage Agreement:

1. Niagara Water Company has submitted an application for a Local Storage Agreement for 6,000.000 acre-feet of imported water to be placed its "New (Post 7/1/2000)" Local Supplemental Storage Account for future replenishment obligations.
2. Fontana Water Company has submitted an application for a Local Storage Agreement for 20,000.000 acre-feet of imported water to be placed its "New (Post 7/1/2000)" Local Supplemental Storage Account for future replenishment obligations.

This matter will come before the Pool Committees in June 2011 and the Advisory Committee and Watermaster Board in June 2011.

THIS TRANSMISSION IS INTENDED ONLY FOR THE PARTY TO WHOM IT IS ADDRESSED AND MAY CONTAIN PRIVILEGED AND CONFIDENTIAL INFORMATION. If you are not the intended recipient, you are hereby notified that any use, dissemination or copying of this transmission is strictly prohibited. If you have received this transmission in error, please notify us by telephone immediately

THIS PAGE
HAS
INTENTIONALLY
BEEN LEFT
BLANK
FOR PAGINATION

CHINO BASIN WATERMASTER

NOTICE

OF

APPLICATION(S)

RECEIVED FOR

LOCAL STORAGE AGREEMENT

Date of Notice:

May 26, 2011

This notice is to advise interested persons that the attached application(s) will come before the Watermaster Board on June 23, 2011.

NOTICE OF APPLICATION(S) RECEIVED

Date of Application: **May 25, 2011**

Date of this notice: **May 26, 2011**

Please take notice that the following Application has been received by Watermaster:

- A. Notice of Application for a Local Storage Agreement – Niagara Water Company has submitted an application for a Local Storage Agreement for 6,000.000 acre-feet of imported water to be placed its "New (Post 7/1/2000)" Local Supplemental Storage Account for future replenishment obligations.

This *Application* will first be considered by each of the respective pool committees on the following dates:

Appropriative Pool: June 2, 2011

Non-Agricultural Pool: June 2, 2011

Agricultural Pool: June 9, 2011

This *Application* will be scheduled for consideration by the Advisory Committee on June 16, 2011.

After consideration by the Advisory Committee, the *Application* will be considered by the Board.

Unless the *Application* is amended, parties to the Judgment may file *Contests* to the *Application* with Watermaster *within seven calendar days* of when the last pool committee considers it. Any *Contest* must be in writing and state the basis of the *Contest*.

Watermaster address:

Chino Basin Watermaster
9641 San Bernardino Road
Rancho Cucamonga, CA 91730

Tel: (909) 484-3888
Fax: (909) 484-3890

CHINO BASIN WATERMASTER

NOTICE OF APPLICATION FOR A LOCAL STORAGE AGREEMENT

Notification Dated: May 26, 2011

A party to the Judgment has submitted a proposed Application for a Local Storage Agreement for Watermaster approval. Unless contrary evidence is presented to Watermaster that overcomes the rebuttable presumption provided in Section 5.2(b)(v) of the Peace Agreement, Watermaster must find that there is "no material physical injury" and approve the storage agreement. Watermaster staff is not aware of any evidence to suggest that this storage agreement would cause material physical injury and hereby provides this notice to advise interested persons that this storage agreement will come before the Watermaster Board on June 23, 2011. The attached staff report will be included in the meeting package at the time the storage agreement begins the Watermaster process (comes before Watermaster).

THIS PAGE
HAS
INTENTIONALLY
BEEN LEFT
BLANK
FOR PAGINATION



CHINO BASIN WATERMASTER

9641 San Bernardino Road, Rancho Cucamonga, Ca 91730
Tel: (909) 484.3888 Fax: (909) 484-3890 www.cbwm.org

DESI ALVAREZ, PE
CHIEF EXECUTIVE OFFICER

DATE: May 26, 2011
TO: Watermaster Interested Parties
SUBJECT: Summary and Analysis of Application for a Local Storage Agreement

Summary –

There does not appear to be a potential material physical injury to a party or to the basin from the proposed application as presented.

Issue –

- Notice of Application for a Local Storage Agreement – Niagara Water Company has submitted an application for a Local Storage Agreement for 6,000,000 acre-feet of imported water to be placed its "New (Post 7/1/2000)" Local Supplemental Storage Account for future replenishment obligations.

Recommendation –

1. Continue monitoring as planned in the Optimum Basin Management Program.
2. Use all new or revised information when analyzing the hydrologic balance and report to Watermaster if a potential for material physical injury is discovered, and
3. Approve the application as presented.

Fiscal Impact – None.

BACKGROUND

The Court approved the Peace Agreement, the Implementation Plan and the goals and objectives identified in the OBMP Phase I Report on July 13, 2000, and ordered Watermaster to proceed in a manner consistent with the Peace Agreement. Under the Peace Agreement, Watermaster approval is required for applications to store, recapture, recharge or transfer water, as well as for applications for credits or reimbursements and storage and recovery programs.

Where there is no material physical injury, Watermaster must approve the transaction. Where the request for Watermaster approval is submitted by a party to the Judgment, there is a rebuttable presumption that most of the transactions do not result in Material Physical Injury to a party to the Judgment or the Basin (Storage and Recovery Programs do not have this presumption).

The following application for a Local Storage Agreement is attached with the notice of application.

- Notice of Application for a Local Storage Agreement – Niagara Water Company has submitted an application for a Local Storage Agreement for 6,000,000 acre-feet of imported water to be placed its "New (Post 7/1/2000)" Local Supplemental Storage Account for future replenishment obligations.

Notice of the application identified above was mailed on May 26, 2011 along with the materials submitted by the requestors.

DISCUSSION

On May 25, 2011, the Niagara Water Company submitted Form 1, an application for a Local Storage Agreement. The Application identifies the maximum quantity of the storage account to be 6,000,000 acre-feet to be placed into a Local Supplemental Storage Account. Specifically, it will be placed in its "New (Post 7/1/2000)" supplemental storage account.

The Application is for a preemptive replenishment purchase to offset future year obligations.

The Application states that the method of placement in storage is that Watermaster will be recharging the water on its behalf as preemptive replenishment water. Therefore a form that indicates the method and location of placement in storage is not required.

The Application states that the method and location of recapture from storage is that it will pump the water from its wells at a future time as regular (over)production.

Per the Peace Agreements, standard losses will be applied to all water placed into this Local Supplemental Storage Account in a similar manner to all other water in storage.

Standard procedure, in the Watermaster Rules and Regulations Sections 10.10 and 10.11, requires that applications be scheduled for consideration by the Advisory Committee no earlier than thirty days from the date of the Notice and a minimum of twenty-one calendar days after the last pool committee reviews it. However, due to the unique and immediate nature of this rare opportunity to purchase MWD water at the replenishment rate, it is necessary for the Watermaster Board to waive the thirty day notice period (Watermaster Rules and Regulations Section 10.10) and the twenty-one day consideration period (Watermaster Rules and Regulations Section 10.11) for these Applications for Local Storage Agreements to be effective in June. This request is sought with the express acknowledgment that it does not create precedent for future applications.

APPLICATION
FOR
LOCAL STORAGE AGREEMENT

Form 1

APPLICANT

Niagara Water Company
Name of Party
2560 E. Philadelphia
Street Address
Ontario CA 91761
City State Zip Code
Telephone: 909-230-4443
May 25, 2011
Date Requested
6,000 Acre-feet
Amount Requested
Date Approved
Acre-feet
Amount Approved
Facsimile: 909-354-3563

TYPE OF WATER TO BE PLACED IN STORAGE

Excess Carry Over Local Supplemental or Imported Both

PURPOSE OF STORAGE - Check all that may apply

- Stabilize or reduce future water costs/assessments.
- Facilitate utilization of other available sources of supply.
- Facilitate replenishment under certain well sites.
- Preserve pumping right for a changed future potential use.
- Other, explain Preemptive replenishment purchase to offset future year obligations.

METHOD AND LOCATION OF PLACEMENT IN STORAGE - Check and attach all that may apply

- Recharge (Form 2) Form 2 is not required—CBWM will be recharging as preemptive replenishment water.
- Transfer of Right to Water in Storage (Form 3)
- Transfer from another party to the Judgment (Form 5)

METHOD AND LOCATION OF RECAPTURE FROM STORAGE - Check and attach all that may apply

- Pump from my wells (Form 4) Form 4 is not required—Regular production will be pumped in future.
- Transfer to another party to the Judgment (Form 3)

WATER QUALITY AND WATER LEVELS

What is the existing water quality and what are the existing water levels in the areas that are likely to be affected?

Regular production wells will be used in future years. Water will be blended as needed to meet all water quality requirements. Water levels will not be any more affected than they generally are by standard annual production.

MATERIAL PHYSICAL INJURY

Is the Applicant aware of any potential Material Physical Injury to a party to the Judgment or the Basin that may be caused by the action covered by the application? Yes No

If yes, what are the proposed mitigation measures, if any, that might reasonably be imposed to ensure that the action does not result in Material Physical Injury to a party to the Judgment or the Basin?

ADDITIONAL INFORMATION ATTACHED Yes [] No [X]

1/1/2007 - N. Anna Betting
Applicant

TO BE COMPLETED BY WATERMASTER:

DATE OF APPROVAL FROM NON-AGRICULTURAL POOL: _____

DATE OF APPROVAL FROM AGRICULTURAL POOL: _____

DATE OF APPROVAL FROM APPROPRIATIVE POOL: _____

HEARING DATE, IF ANY: _____

DATE OF ADVISORY COMMITTEE APPROVAL: _____

DATE OF BOARD APPROVAL: _____ Agreement # _____

CHINO BASIN WATERMASTER

NOTICE

OF

APPLICATION(S)

RECEIVED FOR

LOCAL STORAGE AGREEMENT

Date of Notice:

May 26, 2011

This notice is to advise interested persons that the attached application(s) will come before the Watermaster Board on June 23, 2011.

NOTICE OF APPLICATION(S) RECEIVED

Date of Application: **May 25, 2011**

Date of this notice: **May 26, 2011**

Please take notice that the following Application has been received by Watermaster:

- A. Notice of Application for a Local Storage Agreement – Fontana Water Company has submitted an application for a Local Storage Agreement for 20,000,000 acre-feet of imported water to be placed its "New (Post 7/1/2000)" Local Supplemental Storage Account for future replenishment obligations.

This *Application* will first be considered by each of the respective pool committees on the following dates:

Appropriative Pool: June 2, 2011

Non-Agricultural Pool: June 2, 2011

Agricultural Pool: June 9, 2011

This *Application* will be scheduled for consideration by the Advisory Committee on June 16, 2011.

After consideration by the Advisory Committee, the *Application* will be considered by the Board.

Unless the *Application is* amended, parties to the Judgment may file *Contests* to the *Application* with Watermaster *within seven calendar days* of when the last pool committee considers it. Any *Contest* must be in writing and state the basis of the *Contest*.

Watermaster address:

Chino Basin Watermaster
9641 San Bernardino Road
Rancho Cucamonga, CA 91730

Tel: (909) 484-3888
Fax: (909) 484-3890

CHINO BASIN WATERMASTER

NOTICE OF APPLICATION FOR A LOCAL STORAGE AGREEMENT

Notification Dated: May 26, 2011

A party to the Judgment has submitted a proposed Application for a Local Storage Agreement for Watermaster approval. Unless contrary evidence is presented to Watermaster that overcomes the rebuttable presumption provided in Section 5.2(b)(v) of the Peace Agreement, Watermaster must find that there is "no material physical injury" and approve the storage agreement. Watermaster staff is not aware of any evidence to suggest that this storage agreement would cause material physical injury and hereby provides this notice to advise interested persons that this storage agreement will come before the Watermaster Board on June 23, 2011. The attached staff report will be included in the meeting package at the time the storage agreement begins the Watermaster process (comes before Watermaster).

THIS PAGE
HAS
INTENTIONALLY
BEEN LEFT
BLANK
FOR PAGINATION



CHINO BASIN WATERMASTER

9641 San Bernardino Road, Rancho Cucamonga, Ca 91730
Tel: (909) 484.3888 Fax: (909) 484-3890 www.cbwm.org

DESI ALVAREZ, PE
CHIEF EXECUTIVE OFFICER

DATE: May 26, 2011
TO: Watermaster Interested Parties
SUBJECT: Summary and Analysis of Application for a Local Storage Agreement

Summary –

There does not appear to be a potential material physical injury to a party or to the basin from the proposed application as presented.

Issue –

- Notice of Application for a Local Storage Agreement – Fontana Water Company has submitted an application for a Local Storage Agreement for 20,000,000 acre-feet of imported water to be placed its "New (Post 7/1/2000)" Local Supplemental Storage Account for future replenishment obligations.

Recommendation –

1. Continue monitoring as planned in the Optimum Basin Management Program.
2. Use all new or revised information when analyzing the hydrologic balance and report to Watermaster if a potential for material physical injury is discovered, and
3. Approve the application as presented.

Fiscal Impact – None.

BACKGROUND

The Court approved the Peace Agreement, the Implementation Plan and the goals and objectives identified in the OBMP Phase I Report on July 13, 2000, and ordered Watermaster to proceed in a manner consistent with the Peace Agreement. Under the Peace Agreement, Watermaster approval is required for applications to store, recapture, recharge or transfer water, as well as for applications for credits or reimbursements and storage and recovery programs.

Where there is no material physical injury, Watermaster must approve the transaction. Where the request for Watermaster approval is submitted by a party to the Judgment, there is a rebuttable presumption that most of the transactions do not result in Material Physical Injury to a party to the Judgment or the Basin (Storage and Recovery Programs do not have this presumption).

The following application for a Local Storage Agreement is attached with the notice of application.

- Notice of Application for a Local Storage Agreement – Fontana Water Company has submitted an application for a Local Storage Agreement for 20,000,000 acre-feet of imported water to be placed its "New (Post 7/1/2000)" Local Supplemental Storage Account for future replenishment obligations.

Notice of the application identified above was mailed on May 26, 2011 along with the materials submitted by the requestors.

DISCUSSION

On May 25, 2011, the Fontana Water Company submitted Form 1, an application for a Local Storage Agreement. The Application identifies the maximum quantity of the storage account to be 20,000.000 acre-feet to be placed into a Local Supplemental Storage Account. Specifically, it will be placed in its "New (Post 7/1/2000)" supplemental storage account.

The Application is for a preemptive replenishment purchase to offset future year obligations.

The Application states that the method of placement in storage is that Watermaster will be recharging the water on its behalf as preemptive replenishment water. Therefore a form that indicates the method and location of placement in storage is not required.

The Application states that the method and location of recapture from storage is that it will pump the water from its wells at a future time as regular (over)production.

Per the Peace Agreements, standard losses will be applied to all water placed into this Local Supplemental Storage Account in a similar manner to all other water in storage.

Standard procedure, in the Watermaster Rules and Regulations Sections 10.10 and 10.11, requires that applications be scheduled for consideration by the Advisory Committee no earlier than thirty days from the date of the Notice and a minimum of twenty-one calendar days after the last pool committee reviews it. However, due to the unique and immediate nature of this rare opportunity to purchase MWD water at the replenishment rate, it is necessary for the Watermaster Board to waive the thirty day notice period (Watermaster Rules and Regulations Section 10.10) and the twenty-one day consideration period (Watermaster Rules and Regulations Section 10.11) for these Applications for Local Storage Agreements to be effective in June. This request is sought with the express acknowledgment that it does not create precedent for future applications.

APPLICATION FOR LOCAL STORAGE AGREEMENT

APPLICANT

Fontana Water Company
Name of Party
15966 Arrow Route
Street Address
Fontana CA 92335
City State Zip Code
Telephone: 909-822-2201
Facsimile: 909-823-5046

TYPE OF WATER TO BE PLACED IN STORAGE

- [] Excess Carry Over [X] Local Supplemental or Imported [] Both

PURPOSE OF STORAGE - Check all that may apply

- [X] Stabilize or reduce future water costs/assessments.
[] Facilitate utilization of other available sources of supply.
[] Facilitate replenishment under certain well sites.
[] Preserve pumping right for a changed future potential use.
[X] Other, explain Preemptive replenishment purchase to offset future year obligations.

METHOD AND LOCATION OF PLACEMENT IN STORAGE - Check and attach all that may apply

- [X] Recharge (Form 2) Form 2 is not required—CBWM will be recharging as preemptive replenishment water.
[] Transfer of Right to Water in Storage (Form 3)
[] Transfer from another party to the Judgment (Form 5)

METHOD AND LOCATION OF RECAPTURE FROM STORAGE - Check and attach all that may apply

- [X] Pump from my wells (Form 4) Form 4 is not required—Regular production will be pumped in future.
[] Transfer to another party to the Judgment (Form 3)

WATER QUALITY AND WATER LEVELS

What is the existing water quality and what are the existing water levels in the areas that are likely to be affected?

Regular production wells will be used in future years. Water will be blended as needed to meet all water quality requirements. Water levels will not be any more affected than they generally are by standard annual production.

MATERIAL PHYSICAL INJURY

Is the Applicant aware of any potential Material Physical Injury to a party to the Judgment or the Basin that may be caused by the action covered by the application? Yes [] No [X]

If yes, what are the proposed mitigation measures, if any, that might reasonably be imposed to ensure that the action does not result in Material Physical Injury to a party to the Judgment or the Basin?

Three horizontal lines for providing mitigation measures.

ADDITIONAL INFORMATION ATTACHED

Yes [] No [X]


Applicant _____

TO BE COMPLETED BY WATERMASTER:

DATE OF APPROVAL FROM NON-AGRICULTURAL POOL: _____

DATE OF APPROVAL FROM AGRICULTURAL POOL: _____

DATE OF APPROVAL FROM APPROPRIATIVE POOL: _____

HEARING DATE, IF ANY: _____

DATE OF ADVISORY COMMITTEE APPROVAL: _____

DATE OF BOARD APPROVAL: _____ Agreement # _____

Attachment B

Draft Form 8 "Standard Local Storage Agreements"

THIS PAGE
HAS
INTENTIONALLY
BEEN LEFT
BLANK
FOR PAGINATION

DRAFT

CHINO BASIN WATERMASTER

Form 8

STANDARD LOCAL STORAGE AGREEMENT # LSSA 01-1.REP

THIS AGREEMENT is made and entered into this XX day of June 2011, by and between Chino Basin Watermaster, (herein "Watermaster") and Fontana Water Company, (herein "Local Storage Party") pursuant to the Judgment entered January 27, 1978 and the Peace Agreement and Implementation Plan dated June 29, 2000.

STORAGE AUTHORITY. The authority is hereby granted to the above Storage Party, pursuant to the terms and conditions hereof, to store 20,000 acre-feet of water in the Chino Basin and to recapture the same for reasonable beneficial use as indicated on the forms or attachments below: The right to store water under this Local Storage Agreement is not transferable or assignable.

Excess Carry Over Local Supplemental or Imported Both

STORAGE APPROVAL. In submitting the Application for Local Storage, Applicant presented the following forms in addition to Form 1: (None are needed since Watermaster will recharge the water on behalf of the Party as preemptive/future replenishment water.)

- Form 2 Application for Recharge
- Form 3 Application for Sale or Transfer of Right to Produce Water in Storage
- Form 4 Application or Amendment to Application to Recapture Water in Storage
- Form 5 Application Transfer Annual Production Right or Safe Yield
- Form 6 Application by a Party to the Judgment to Participate in a Storage & Recovery Program
- Form 7 Application for Reimbursement or Credit Against OBMP Assessments

All additional forms are included herein by reference and deemed approved or conditioned as attached.

TERM OF AGREEMENT. This Agreement shall continue in effect coterminous with the Peace Agreement unless or until the Agreement is modified, amended or terminated by Watermaster action. Except for losses or other factors as Watermaster may establish, any water in storage at the time of termination of this Agreement shall remain to the credit of Storage Party for subsequent recapture in its normal operations, i.e., termination of the Agreement shall affect termination of the right to place water in storage, but shall not impair the integrity of water stored or the right to recapture the same. Local Storage Agreements do not require court approval.

This Agreement and all provisions thereof are applicable to and binding upon not only the parties hereto, but also upon their respective heirs, executors, administrators, successors, assigns, lessors and licensees and upon the agents, employees and attorneys in fact of all such persons.

The following standard terms and conditions are deemed incorporated in any local storage agreement approved by Watermaster.

ASSIGNMENT OF STORAGE CAPACITY. Storage capacity is not assignable. Water in storage may be assigned, sold, leased or transferred as herein or subsequently approved.

LOSSES ATTRIBUTABLE TO STORED WATER. Pursuant to the Peace Agreement, losses may be applied to water stored hereunder after July 1, 2005.

RECAPTURE. Storage Party may recapture Stored Water by the direct extraction of groundwater from Chino Basin as herein approved by Watermaster. Each Storage Party shall apply to Watermaster in writing using Form 4 at least thirty (30) days prior to commencement of direct recapture if Form 4 is not included herewith, or if the recapture plan is different than that originally submitted to Watermaster. Watermaster shall determine whether significant adverse impacts will result to the Chino Basin and to other producers by reason of such production and shall either confirm, deny, or modify such proposed extraction schedule.

PROCEDURES AND ACCOUNTING FOR WATER STORED. Watermaster shall maintain a continuing account of water stored in and recaptured from Storage Party's account, which shall be available for review upon reasonable notice by Storage Party.

REPORTS TO WATERMASTER. Storage Party shall file with Watermaster such reports, forms, or additional information as is reasonably required by Watermaster in order to provide full information as to storage, losses and recapture of Stored Water hereunder.

WATERMASTER'S RIGHT OF INSPECTION. Watermaster shall have the right to inspect at reasonable times the records and facilities of Storage Party with relation to storage and recapture of water in the Chino Basin.

NOTICE. Any notices may be given by mail and postage prepaid addressed as follows:

Watermaster	Chino Basin Watermaster 9641 San Bernardino Road Rancho Cucamonga, CA 91730
Storage Party	As set forth on the application.

ADDITIONAL CONDITIONS OR TERMS. In granting approval of this storage agreement, Watermaster placed the following additional conditions in the agreement:

- The water will be placed into the Party's "New (Post 7/1/2000)" supplemental storage account.

- The water stored will be subject to the Term Sheet: "Chino Basin Watermaster Replenishment Water Purchase 2011."

IN WITNESS WHEREOF, the parties hereto have caused this Agreement to be duly executed by their authorized officers.

WATERMASTER

STORAGE PARTY

Watermaster Approval

Applicant

STANDARD
LOCAL STORAGE AGREEMENT # LSSA 01-2.REP

THIS AGREEMENT is made and entered into this XX day of June, 2011, by and between Chino Basin Watermaster, (herein "Watermaster") and Niagara Water Company, (herein "Local Storage Party") pursuant to the Judgment entered January 27, 1978 and the Peace Agreement and Implementation Plan dated June 29, 2000.

STORAGE AUTHORITY. The authority is hereby granted to the above Storage Party, pursuant to the terms and conditions hereof, to store 6,000 acre-feet of water in the Chino Basin and to recapture the same for reasonable beneficial use as indicated on the forms or attachments below: The right to store water under this Local Storage Agreement is not transferable or assignable.

Excess Carry Over Local Supplemental or Imported Both

STORAGE APPROVAL. In submitting the Application for Local Storage, Applicant presented the following forms in addition to Form 1: (None are needed since Watermaster will recharge the water on behalf of the Party as preemptive/future replenishment water.)

- Form 2 Application for Recharge
- Form 3 Application for Sale or Transfer of Right to Produce Water in Storage
- Form 4 Application or Amendment to Application to Recapture Water in Storage
- Form 5 Application Transfer Annual Production Right or Safe Yield
- Form 6 Application by a Party to the Judgment to Participate in a Storage & Recovery Program
- Form 7 Application for Reimbursement or Credit Against OBMP Assessments

All additional forms are included herein by reference and deemed approved or conditioned as attached.

TERM OF AGREEMENT. This Agreement shall continue in effect coterminous with the Peace Agreement unless or until the Agreement is modified, amended or terminated by Watermaster action. Except for losses or other factors as Watermaster may establish, any water in storage at the time of termination of this Agreement shall remain to the credit of Storage Party for subsequent recapture in its normal operations, i.e., termination of the Agreement shall affect termination of the right to place water in storage, but shall not impair the integrity of water stored or the right to recapture the same. Local Storage Agreements do not require court approval.

This Agreement and all provisions thereof are applicable to and binding upon not only the parties hereto, but also upon their respective heirs, executors, administrators, successors, assigns, lessors and licensees and upon the agents, employees and attorneys in fact of all such persons.

The following standard terms and conditions are deemed incorporated in any local storage agreement approved by Watermaster.

ASSIGNMENT OF STORAGE CAPACITY. Storage capacity is not assignable. Water in storage may be assigned, sold, leased or transferred as herein or subsequently approved.

LOSSES ATTRIBUTABLE TO STORED WATER. Pursuant to the Peace Agreement, losses may be applied to water stored hereunder after July 1, 2005.

RECAPTURE. Storage Party may recapture Stored Water by the direct extraction of groundwater from Chino Basin as herein approved by Watermaster. Each Storage Party shall apply to Watermaster in writing using Form 4 at least thirty (30) days prior to commencement of direct recapture if Form 4 is not included herewith, or if the recapture plan is different than that originally submitted to Watermaster. Watermaster shall determine whether significant adverse impacts will result to the Chino Basin and to other producers by reason of such production and shall either confirm, deny, or modify such proposed extraction schedule.

PROCEDURES AND ACCOUNTING FOR WATER STORED. Watermaster shall maintain a continuing account of water stored in and recaptured from Storage Party's account, which shall be available for review upon reasonable notice by Storage Party.

REPORTS TO WATERMASTER. Storage Party shall file with Watermaster such reports, forms, or additional information as is reasonably required by Watermaster in order to provide full information as to storage, losses and recapture of Stored Water hereunder.

WATERMASTER'S RIGHT OF INSPECTION. Watermaster shall have the right to inspect at reasonable times the records and facilities of Storage Party with relation to storage and recapture of water in the Chino Basin.

NOTICE. Any notices may be given by mail and postage prepaid addressed as follows:

Watermaster	Chino Basin Watermaster 9641 San Bernardino Road Rancho Cucamonga, CA 91730
Storage Party	As set forth on the application.

ADDITIONAL CONDITIONS OR TERMS. In granting approval of this storage agreement, Watermaster placed the following additional conditions in the agreement:

- The water will be placed into the Party's "New (Post 7/1/2000)" supplemental storage account.

- The water stored will be subject to the Term Sheet: "Chino Basin Watermaster Replenishment Water Purchase 2011."

IN WITNESS WHEREOF, the parties hereto have caused this Agreement to be duly executed by their authorized officers.

WATERMASTER

STORAGE PARTY

Watermaster Approval

Applicant

Attachment C

Term Sheet: “Chino Basin Watermaster
Replenishment Water Purchase 2011”

THIS PAGE
HAS
INTENTIONALLY
BEEN LEFT
BLANK
FOR PAGINATION

Term Sheet
Chino Basin Watermaster Replenishment Water Purchase 2011

Whereas, Watermaster began taking replenishment water made available by the Metropolitan Water District ("MWD") on May 17, 2011.

Whereas, Watermaster anticipates taking approximately 8,000 acre-feet of such water per month.

Now therefore, the parties agree as follows:

1. [Name of party] will purchase replenishment water, the use of which is strictly limited for replenishment only and may not be transferred to any other party, up to [quantity of water], at a rate of \$423 per acre-foot (MWD's charge for the water of \$409 per acre-foot, plus \$12 per acre-foot for Inland Empire Utility Agency's surcharge, plus \$2 per acre-foot for water taken through Orange County Water District's turnout), and a treatment charge of \$42 per acre-foot on the portion of the water stored through direct injection. Payment for such water shall be made within 30 days of receipt of an invoice from Watermaster.
2. To the extent that actual deliveries from MWD are insufficient to satisfy the total requests of all parties, Watermaster will pro-rate the amount actually received from MWD amongst the parties that have executed this term sheet.
3. Watermaster shall recharge the water into the Chino Basin in a manner at its complete discretion, taking into account the various commitments to which Watermaster is subject and in such a way as to avoid Material Physical Injury.
4. The water will be placed into "New (Post 7/1/2000)" supplemental storage accounts of the parties taking the water subject to all conditions of the Judgment and Peace Agreements.
5. Watermaster will process a Local Storage agreement for the storage of the purchased water on an expedited basis. A copy of such Local Storage agreement is attached hereto as Exhibit "A."
6. The water may only be used for replenishment purposes as defined by MWD Administrative Code Appendix B.

Desi Alvarez, CEO
Chino Basin Watermaster

[Name of party]

THIS PAGE
HAS
INTENTIONALLY
BEEN LEFT
BLANK
FOR PAGINATION



CHINO BASIN WATERMASTER

III. REPORTS / UPDATES

E. INLAND EMPIRE UTILITIES AGENCY

4. State and Federal Legislative Reports
5. Community Outreach/Public Relations Report
6. IEUA Monthly Water Newsletter



CHINO BASIN WATERMASTER

ADVISORY COMMITTEE

June 16, 2011

AGENDA

INTERAGENCY WATER MANAGER'S REPORT

Chino Basin Watermaster

9641 San Bernardino Road

Rancho Cucamonga, CA 91730

Discussion Items:

- MWD Update - oral
- Proposed Water Softener Ordinance Update - oral

Written Items:

- Monthly Water Use Report -- (handout)
- State and Federal Legislative Reports
- Community Outreach/Public Relations Report
- IEUA Monthly Water Newsletter

THIS PAGE
HAS
INTENTIONALLY
BEEN LEFT
BLANK
FOR PAGINATION



Date: June 15, 2011

To: The Honorable Board of Directors

Through: Public, Legislative Affairs, and Water Resources Committee (06/8/11)

From: Thomas A. Love
General Manager

Submitted by: Martha Davis
Executive Manager of Policy Development

Subject: May Legislative Report from Agricultural Resources

RECOMMENDATION

This is an informational item for the Board of Directors to receive and file.

BACKGROUND

Dave Weiman provides a monthly report on his federal activities on behalf of IEUA.

PRIOR BOARD ACTION

None.

IMPACT ON BUDGET

None.

TAL:MD

THIS PAGE
HAS
INTENTIONALLY
BEEN LEFT
BLANK
FOR PAGINATION

Agricultural Resources

635 Maryland Avenue, N.E.
Washington, D.C. 20002-5811
(202) 546-5115
(202) 546-4472-fax
agresources@erols.com

May 25, 2011

Legislative Report

TO: Thomas Love
General Manager, Inland Empire Utility Agency

FR: David M. Weiman
Agricultural Resources
LEGISLATIVE REPRESENTATIVE, IEUA

SU: Legislative Report, May 2011

Highlights:

- *Annual Funding Process Now Underway in House – Slowly*
- *Debt Limit Legislation*
- *EPA WaterSense Proposal on Water Softeners.*
- *Bay Delta*
- *Colorado River – I, Moab Uranium Tailings Cleanup*
- *Colorado River – II, Wet Winter, Recovery*
- *Drought Conditions/Water Supply*
- *IEUA Working Partners*

Annual Funding Process Now Underway in House – Slowly. House Appropriators, a budget now in place, are now beginning to process annual funding bills. And, for the first time, line-item reductions are now becoming known for the first time. For instance, Ag Appropriations is one of the early bills to be considered. Some examples of programmatic reductions include: USDA biomass program – zeroed out. A USDA Rural Energy program – same, zeroed out. EQIP, which funds salinity control on the Colorado River, reduced by a third

of a billion dollars. Over the next several weeks, additional annual funding bills will be reported by the various subcommittees, considered by the Full Appropriations Committee and then lined up for House floor consideration. If the schedule is maintained, all will be reported and approved in the House before the end of July.

Debt Limit Legislation. House Republicans have declared that they will not support an increase in the “debt ceiling” unless a new round of programmatic spending reductions are approved. Negotiations are underway, headed by Vice-President Biden on behalf of the Administration and the House Republican leadership. These talks will continue through June and likely into July. As reported last month, “the statutorily imposed debt limit “cap” is estimated to be reached by early July. In order for the Federal Government (i.s. the Treasury Department) to “borrow” funds, Congress must vote to raise the debt ceiling.” Tea Party opposition to a debt limitation extension is virtually assured – no matter what.

EPA – WaterSense Proposal on Water Softeners. The increasingly controversial saga over the EPA programmatic initiative (by EPA’s WaterSense Program) to review the “efficiency” of water softener machines continues and is picking up steam. Last month, I reported that EPA rejected a water industry request to meet and discuss these issues. Martha Davis and I met, early last month, with the Deputy Administrator’s office and reported developments in the EPA Office of Water. The Administrator’s office was not pleased. We also learned that apparently EPA was making calls to certain groups urging that they “not comment” or avoid being critical of EPA’s “NOI” (Notice of Intent).

We also understand that one or more of the regional EPA offices has expressed concerns about the WaterSense NOI.

At the end of May, the WaterSense program, in response, issued a statement saying that their internal review process is moving very slowly – and nothing further is likely to occur before the end of the year.

At Martha Davis’ request, my office contacted WaterSense and asked to review the file of NOI comments. These are public comments and the file is supposed to be on line, but isn’t. We have not yet been granted the right to review it (which also startled the Deputy Administrator’s office).

IEUA and ACWA met with Ben Grumbles, the former AA for Water. He has recently returned to Washington after a stint in Arizona and was asked to become involved in the issue (WaterSense was administratively established by Grumbles. We are hopeful that his involvement will help resolve the conflict.

The Alliance for Water efficiency offered to draft a followup letter to stakeholders, but for reasons not known, that has not occurred. It is expected this coming month.

Bay Delta. At the Federal level, the most significant development to occur this past month was the introduction of legislation in the House by Reps. Nunes, McCarthy and Denham that would effectively open up the Delta pumps, overcome the injunctions, negate further litigation and overturn ESA. It is controversial. Water and Power Subcommittee hearings and planned for early June. Markup on this bill has not been announced yet, but is expected later to be scheduled shortly after the hearing.

Colorado River I– Moab Cleanup. Funding for DOE’s Moab “uranium tailings” cleanup adjacent to the Colorado River is drying up, and in turn, the clean up at Moab has slowed. Some 200 workers were let go. All water users on the Colorado River agree on cleanup (one of the few issues for which there is unanimous agreement).

Colorado River II – Partial Recovery Following Wet Winter. Here are the first four sentences from a Las Vegas Review Journal article on the “wet winter” in the Colorado River Basin. According to the Journal, “*A good year is quickly turning into an outstanding one on the Colorado River, where the snow keeps falling and water forecasters keep boosting their predictions. The surface of Lake Mead is now expected to rise about 30 feet over the next nine months, 10 feet more than estimates made one month ago. The latest projections from the U.S. Bureau of Reclamation call for the Colorado to swell with 11.5 million acre-feet of water between April and July, as the heavy blanket of snow melts from mountain ranges that feed the river system. That would be 45 percent more water than the average flow over the last century, making this the best year since 1995 and the 15th best since record keeping began in 1909.*” The big question – that cannot be answered at this time – what will the 2011 winter bring – or not?

Drought Conditions and Water Supplies. Ten western states, including California and Nevada show zero signs of drought. The drought map is “clean” (drought-free) in California, Nevada, Oregon, Washington, Idaho, Montana, Utah and both Dakotas. Arizona, NM and Texas are all experiencing severe-to-extreme and exceptional drought conditions (which appear to be spreading over the past several months).

IEUA Continues to Work With Various Partners. On an on-going basis in Washington, IEUA continues to work with:

- a. Metropolitan Water District of Southern California (MWD)
- b. Milk Producer's Council (MPC)
- c. Santa Ana Watershed Project Authority (SAWPA)
- d. Water Environment Federation (WEF)
- e. Association of California Water Agencies (ACWA)
- f. WateReuse Association
- g. CALStart
- h. Orange County Water District (OCWD)
- i. Cucamonga Valley Water District (CVWD)
- j. Western Municipal Water District

- k. Chino Basin Watermaster
- l. Western Urban Water Coalition
- m. National Water Resources Association



Date: June 15, 2011

To: The Honorable Board of Directors

Through: Public, Legislative Affairs, and Water Resources Committee (06/8/11)

From: Thomas A. Love
General Manager

Submitted by: Martha Davis
Executive Manager of Policy Development

Subject: May Legislative Report from Innovative Federal Strategies, LLC

RECOMMENDATION

This is an informational item for the Board of Directors to receive and file.

BACKGROUND

Letitia White provides a monthly report (attached) on their federal activities on behalf of IEUA.

PRIOR BOARD ACTION

None.

IMPACT ON BUDGET

None.

TAL:MD

THIS PAGE
HAS
INTENTIONALLY
BEEN LEFT
BLANK
FOR PAGINATION

Innovative Federal Strategies LLC

Comprehensive Government Relations

MEMORANDUM

To: Tom Love and Martha Davis, IEUA

From: Letitia White and Heather Hennessey

Date: May 25, 2011

Re: May Monthly Legislative Update

The month of May on Capitol Hill was not particularly productive. The House was in the recess for one week but it was really the Senate's inability to move legislation that stymied a more productive month.

IEUA's federal agenda had an excellent boost this week in the form of a positive response from the Bureau of Reclamation on our grant for Title XVI funds from FY 2011. Needless to say this is excellent news!

FY 2012 Budget Resolution

After the House quickly passed a budget resolution for Fiscal Year 2012 in April, hopes were high that the Senate would be able to do the same during May. Had that been the case, Congress would have had the framework in place for a budget and deficit reduction debate. However, the Senate has made no genuine progress toward a budget resolution, instead taking some symbolic votes this week to show their lack of support for both the House budget and the President's budget. Those votes came a week after the Senate passed the dubious milestone of not passing a budget resolution in 750 days! During years where Congress fails to pass a budget resolution, we generally see more turmoil in the Appropriations process.

FY2012 Appropriations Mark-Ups Begin

On May, 24, the full House Appropriations Committee approved its annual funding allocations and marked up its first two Fiscal Year 2012 bills, Homeland Security Appropriations and Military Construction/Veterans Affairs Appropriations. Since there is no final FY 2012 House-Senate budget resolution, the House Appropriations Committee is moving forward with the \$1.019 trillion budget cap set by the House-passed budget resolution. This cap is approximately \$30.4 billion less than current levels. (Under the congressional budget process, the discretionary spending limit [known as the "302(a) allocation] set by a final budget is split up by the House and Senate Appropriations Committees among their individual spending bills, with each getting its own discretionary cap [so-called "302(b) suballocations"]¹).

As you can imagine, with the reduction in budget allocation Appropriations Subcommittees are reducing overall program funding levels and eliminating programs. The Homeland Security Appropriations bill's discretionary spending is 2.6 percent less than last year's bill and the

Innovative Federal Strategies LLC

Military Construction/Veterans Affairs is 1 percent less. The Agriculture Appropriations bill, which was marked up at the subcommittee level, cuts discretionary spending by 13 percent

The draft allocations set and approved by the House Appropriations Committee will likely be adopted by the House through the passage of a “deeming resolution”, which will probably occur next week or soon thereafter. House Appropriations Chairman Harold Rogers (R-KY) has set a very ambitious schedule for passing all of the twelve annual spending bills. He plans to pass nine of the bills by August 5th, when the House goes into recess for August, and the remaining five bills after Congress returns in September before the end of the fiscal year on September 30th. If the Republican-led House quickly completes its work with the annual bills, the onus will then be placed on the Senate and its Democratic leadership to move the bills so the Congress does not once again find itself in the same situation as they found themselves in Fiscal Year 2011 when after six short term continuing resolutions, a long term continuing resolution was finally passed on April 15th, seven months after the start of the fiscal year.

Increasing the Debt Limit

According to Treasury Department estimates, the federal government will default of its debt on August 2nd. In the meantime, the Treasury Department is now taking “extraordinary measures,” such as delaying pension payments, to prevent the government from defaulting. Many believe that the Congress will let the situation go down right to the wire – the week before August 2nd – before actually passing legislation to raise the debt limit. Most also believe that the Republican controlled House will not allow a “clean” bill to raise the debt limit but will require that spending cuts, entitlement cuts and/or automatic triggers to cut spending be included. The United States government defaulting on its debt is obviously a source of much argument and discussion on the Hill, in financial sectors, on Wall Street, across the U.S. and across the world.

But the negotiations, led by Vice President Biden, continue to take place. Some positive news, in the form of a public agreement that about \$1 trillion in deficit reduction could be achieved, has been leaking out from the negotiating parties. Medicare and Medicaid are frequently mentioned as places where some of the biggest reductions could be made. While these examples of common ground are encouraging, there is still a lot of work to be done before a final agreement is considered by Congress.

As always, we will keep you posted.

¹ Congressional Quarterly Budget Tracker



Date: June 15, 2011

To: The Honorable Board of Directors

Through: Public, Legislative Affairs, and Water Resources Committee (06/8/11)

From: Thomas A. Love
General Manager

Submitted by: Martha Davis
Executive Manager of Policy Development

Subject: May Legislative Report from Dolphin Group

RECOMMENDATION

This is an informational item for the Board of Directors to receive and file.

BACKGROUND

Michael Boccadoro provides a monthly report (attached) on the Dolphin Group's activities on behalf of the Chino Basin/Optimum Basin Management Program Coalition.

PRIOR BOARD ACTION

None.

IMPACT ON BUDGET

None.

TAL:MD

THIS PAGE
HAS
INTENTIONALLY
BEEN LEFT
BLANK
FOR PAGINATION

May 25 2011

To: Inland Empire Utilities Agency
From: Michael Boccadoro
President
RE: May Status Report



Please find attached the status report from The Dolphin Group for the month of May 2011.

Water and energy issues for 2011 are starting to heat up, while budget discussions remain the main focus for Governor Jerry Brown.

Governor Brown has unveiled his May budget revise, which realizes an additional \$6.6 billion in tax revenue for the fiscal year, but would still rely on increased vehicle fees and income and sales taxes to pay down California's debt in the coming years. Republicans have also released a plan based on the increase in state revenue, which would rely solely on additional cuts to state services to balance the budget without tax increases.

On the energy front, Brown has directed the California Energy Commission to prepare a renewable-energy plan that would expedite permitting of high-priority renewable energy and transmission projects in the state.

Two bills, currently being heard by the Senate, look to increase flexibility in the state's net metering programs. SB 489 (Wolk) and SB 370 (Blakeslee) both recently passed the Senate Energy, Utilities and Communications Committee.

In water news, the Bay Delta Conservation Plan received a number of criticisms in a review of an early draft of the plan by the National Research Council (NRC). A number of the flaws noted by the NRC are already being addressed by the revamped efforts of the Brown administration to create a more inclusive and complete plan. Meanwhile, the Delta Stewardship Council continues to work on its Delta Plan, which will be circulated in June for a Programmatic Draft EIR. A coalition of water agencies also criticized the regulatory approach in the latest Delta Plan and called on the council to focus on greater coordination and less direct and duplicative regulation to achieve the co-equal goals.

THIS PAGE
HAS
INTENTIONALLY
BEEN LEFT
BLANK
FOR PAGINATION

Inland Empire Utilities Agency

Status Report – May 2011

Governor Brown Releases May Budget Revise

Governor Brown has unveiled his May budget revise, which realizes an additional \$6.6 billion in tax revenue for the fiscal year, but still relies on increased fees and taxes to continue to pay down California's debt in the coming years. The revised proposal estimates the state deficit at \$9.6 billion. While the new proposal will forego the increased income taxes for 2011, which had expired in January, it will immediately install the increases in vehicle fees and sales taxes, which are set to expire in June. The plan calls for income taxes to increase to previous levels starting in 2012.

Brown is seeking a vote by the legislature to pass his new budget proposal and, sticking to his campaign pledge, will later seek ratification of the tax extensions by a vote of the people.

The May revise also targets 5,500 state jobs and proposes to eliminate 43 state boards and commissions and close 70 state parks to cut state spending. Funding for K-12 education is increased by \$3 billion in accordance with Proposition 98 guarantees.

Meanwhile, Republicans have released their own proposed spending plan, which relies heavily on the recent upswing in state revenues. The Republican plan would not raise taxes and instead would rely fully on additional budget cuts. The Republican proposal also keeps education fully funded and relies on a number of cuts to state employees, social and health services, and privatizing some state jobs.

The legislature will continue to have their hands full as they try to reconcile the vastly different Republican and Democratic proposals by the July 1 start of the new fiscal year.

Complicating the already contentious budget politics, the Citizens Redistricting Commission is expected to release their first cut at new legislative districts in mid-June.

Transmission Issues Pose Problems for Renewable Energy Goals

In his Clean Energy Jobs Plan, Governor Brown directed the California Energy Commission (CEC) to prepare a renewable-energy plan that would expedite permitting of high-priority renewable energy and transmission projects in the state, with a goal of developing 20,000 MW of renewables by 2020, including 12,000 MW of distributed generation and 8,000 MW of utility-scale renewables.

The CEC is expected to recommend significant new transmission investments necessary to meet the goals as part of their 2011 Integrated Energy Policy Report. Transmission bottlenecks have posed a serious problem, particularly for large-scale solar projects planned in rural desert areas. Addressing interconnection barriers will be critical as the state seeks to meet new renewable energy mandates.

Bills to Expand Net Metering Pending

Two measures, heavily supported by renewable energy proponents and environmental groups, are designed to increase flexibility in the state's net metering programs. Senate Bill 489 (Wolk) would make biogas digesters and biomass projects eligible for utility net-energy-metering programs alongside solar and wind power. The bill seeks to expand net metering programs to all eligible renewable energy projects. Senate Bill 370 (Blakeslee) would allow agricultural customer generators, with multiple meters on the same property, the ability to aggregate the electrical load of those meters. Under the bill, an electric utility would use the aggregated load to determine whether the customer is a net surplus generator over the course of a 12-month period. Both measures recently passed the Senate Energy, Utilities and Communications Committee.

Special District Consolidation Remains Under Discussion

Legislative oversight hearings looking into the issue of local government consolidation continue in the Capitol, but a consensus on their necessity is far from clear. Republican and Democratic members of the legislature continue to question a hard push for consolidation being orchestrated by Assemblyman Roger Dickinson (D-Sacramento), chair of the Assembly Accountability and Administrative Review Committee. After Dickinson failed to obtain the support of his committee to request an LAO review, he proceeded independently to request LAO involvement in a recent letter.

In a separate action the independent California Forward effort recently released an updated version of its "Smart Government" report. The report outlines a restructuring plan for California covering five proposals, including one to encourage integration and consolidation of state and local agencies. The California Forward effort is recommending that existing LAFCOs focus on reorganization and consolidation or creation of a new commission to conduct comprehensive statewide reviews.

Banner Hydro Year, Cool Spring, Put Downward Pressure on Energy Prices

Power prices are dropping as record hydropower generation continues to dampen power values. Abundant snowpack in the Sierras, Pacific Northwest and British Columbia means plentiful hydropower will be available throughout the summer. California snowpack, as of April 28, was at 171 percent of historical average. California's relatively robust in-state hydro resources should allow the state to reduce Northwest power imports and associated costs. Cooler than normal temperatures in April and May have also reduced energy usage and costs.

Bay Delta Conservation Plan Receives Criticism from the National Research Council

A review of the Bay Delta Conservation Plan (BDCP), commissioned by the National Research Council (NRC), criticized the plan of being "confused" and plagued by a number of scientific gaps. The NRC also accused the plan of pursuing a preordained outcome without examining the effects. The review was based on an incomplete draft of the plan released last year, before the Brown administration took office. Under Brown, the BDCP has already received new life and a number of changes had been made addressing many of the concerns broached by the NRC.

Delta Stewardship Council Revises Schedule

The Delta Stewardship Council (DSC) has issued a revised schedule for development of the fourth draft of the Delta Plan. The DSC cancelled its meeting scheduled for late-May and moved the release of its fourth draft plan to June 13. A new meeting is now scheduled for June 16 to review the draft. At another meeting, scheduled for June 24-25, the DSC will take action to revise 4th staff draft of the Delta Plan and to circulate the Programmatic Draft EIR based on the revised draft.

The action comes after a statewide coalition of water agencies urged a renewed direction for the DSC in a highly critical letter sent in early May. The water users urged the council to move away from a command and control regulatory approach and return focus to coordinating existing activities of state agencies. "The council should help the 200 agencies with authority in the Delta to work better together, not just become the 201st regulatory agency," the letter states.

Legislation

While legislators remain preoccupied with budget discussions and negotiations, they are still finding time to address other issues, many of which impact water and energy topics important to IEUA. Over the past weeks, DGI has been working with agency staff to identify and analyze important measures.

Key measures being followed by IEUA include:

- CA AB 83 **AUTHOR:** Jeffries (R)
 TITLE: Environment: CEQA Exemption: Recycled Water Pipeline
 INTRODUCED:01/05/2011
 DISPOSITION: Pending – 2 year bill
 LOCATION: Assembly Natural Resources Committee
 SUMMARY:
 Amends existing law regarding California Environmental Quality Act environmental impact reports. Exempts a project for the installation of a new pipeline for the distribution of recycled water within an improved public street, highway, or right-of-way.
 Position: **IEUA Supports**
- CA AB 134 **AUTHOR:** Dickinson (D)
 TITLE: Sacramento Regional County Sanitation District
 INTRODUCED:01/12/2011
 DISPOSITION: Pending
 LOCATION: Assembly Floor
 SUMMARY:
 Authorizes the Sacramento Regional County Sanitation District to file an application for a permit to appropriate a specified amount of water that is based on the volume of treated wastewater that the district discharges into the Sacramento River and recovers for reuse. Authorizes the State Water Resources Control Board to grant a permit to appropriate that treated wastewater upon terms and conditions determined by the board. Requires the board to comply with specified related requirements.
 Position: **IEUA is neutral following amendments**

- CA AB 157 **AUTHOR:** Jeffries (R)
TITLE: Safe, Clean and Reliable Drinking Water Supply Act
INTRODUCED:01/19/2011
DISPOSITION: Pending – 2 year bill
LOCATION: Assembly Water, Parks and Wildlife Committee
SUMMARY:
 Reduces the total amount of bonds authorized to be issued pursuant to the Safe, Clean and Reliable Drinking Water Supply Act of 2012. Makes conforming reductions to amounts specified to be allocated from these bond funds for certain purposes.
Position: Watch
- CA AB 275 **AUTHOR:** Solorio (D)
TITLE: Rainwater Capture Act of 2011
INTRODUCED:02/07/2011
DISPOSITION: Passed Assembly
LOCATION: Senate Natural Resources and Water Committee
SUMMARY:
 Enacts the Rainwater Capture Act of 2011. Authorizes residential, commercial, and governmental landowners to install, maintain, and operate rain barrel systems and rainwater capture systems for specified purposes, provided that the systems comply with specified requirements. Authorizes a landscape contractor to enter into a prime contract for the construction of a rainwater capture system if the system is used for landscape irrigation. Authorizes certain contractors to design and install all exterior parts.
Position: IEUA Supports
- CA AB 359 **AUTHOR:** Huffman (D)
TITLE: Groundwater Management Plans
INTRODUCED:02/14/2011
DISPOSITION: Pending
LOCATION: Assembly Appropriations Committee
SUMMARY:
 Requires a local groundwater management agency to provide a copy of a resolution of intention to the Department of Water Resources. Requires the local agency to provide a copy of the proposed groundwater management plan to an interested person. Requires the department to post specified related information on its Web site. Specifies that groundwater projects shall include projects that are part of an integrated regional water management program.
Position: IEUA Supports
- CA AB 467 **AUTHOR:** Eng (D)
TITLE: Safe Drinking Water, Water Quality and Supply
INTRODUCED:02/15/2011
DISPOSITION: Pending
LOCATION: Assembly Appropriations Committee
SUMMARY:
 Amends existing law that requires the State Department of Public Health, in collaboration with the Department of Toxic Substances Control and the State Water Resources Control Board, to develop and adopt regulations governing the repayment of

costs that are subsequently recovered from parties responsible for the contamination of groundwater. Requires the State of Department of Public Health to develop guidelines governing this repayment.

Position: IEUA Supports

CA AB 512 **AUTHOR:** Gordon (D)
TITLE: Local Government Renewable Energy Self-Generation
INTRODUCED: 02/15/2011
DISPOSITION: Pending
LOCATION: SENATE
SUMMARY:

Amends existing law authorizing a local government to receive a bill credit for electricity exported to the electrical grid by an eligible renewable generating facility. Expands the definition of an eligible renewable generating facility to include a facility that has a generating capacity of no more than 5 megawatts.

Position: Watch

CA AB 550 **AUTHOR:** Huber (D)
TITLE: Sacramento-San Joaquin Delta: Peripheral Canal
INTRODUCED: 02/16/2011
DISPOSITION: Pending – 2 year bill
LOCATION: Assembly Water, Parks and Wildlife Committee
SUMMARY:

Prohibits the construction of a peripheral canal that conveys water from a diversion point in the Sacramento River to a location south of the Sacramento-San Joaquin Delta, unless expressly authorized by the Legislature. Requires the Legislative Analyst's Office to complete an economic feasibility analysis prior to the enactment of a statute authorizing the construction of a peripheral canal. Prohibits the construction and operation of a peripheral canal from diminishing water quality.

Position: IEUA Opposes

CA AB 723 **AUTHOR:** Bradford (D)
TITLE: Energy: Public Goods Charge
INTRODUCED: 02/17/2011
DISPOSITION: Pending
LOCATION: Assembly Appropriations Committee
SUMMARY:

Amends the Public Utilities Act, the Public Utilities Commission that requires an electrical corporation to identify a separate electrical rate component, commonly referred to as the public goods charge to fund energy efficiency, renewable energy, and research, development, and demonstration programs that enhance system reliability and provide in-state benefits. Extends this requirement. Makes other technical and conforming changes.

Position: Watch

CA AB 741 **AUTHOR:** Huffman (D)
TITLE: Onsite Wastewater Disposal Conversion
INTRODUCED: 02/17/2011
DISPOSITION: Pending
COMMITTEE: Senate Governance and Finance Committee

HEARING: 06/08/2011 9:30 am, Room 112

SUMMARY:

Amends an existing law authorizing an owner of property included within an assessment district for construction of a main trunkline or collector sewer lines to request the governing board to construct plumbing to connect his or her property to the adjoining public sewer system. Authorize defined entities, to use this provision for the purpose of converting properties from onsite septic systems and connecting them to the sewer system and for replacing or repairing existing sewer laterals.

Position: IEUA Supports

CA AB 1113 **AUTHOR:** Galgiani (D)

TITLE: Energy: Agricultural Byproducts

INTRODUCED: 02/18/2011

DISPOSITION: Pending

LOCATION: Assembly Utilities and Commerce Committee

SUMMARY:

Replaces the existing pilot program for eligible biogas digester customer-generators with a net energy metering program for eligible customer-generators that use agricultural residues, animal wastes, or animal renderings to generate electricity and that meets certain requirements.

Position: Watch

CA AB 1361 **AUTHOR:** Perea (D)

TITLE: Electrical Corporations: Net Metering

INTRODUCED: 02/18/2011

DISPOSITION: Pending

LOCATION: Assembly Utilities and Commerce Committee

SUMMARY:

Revises the definition of an eligible customer- generator to include a defined state agency. Requires that the generating capacity of a facility used by a state agency not exceed 5 megawatts pursuant to both the net energy metering requirements and the wind energy co-metering requirements.

Position: Watch

CA SB 34 **AUTHOR:** Simitian (D)

TITLE: Water Resources Investment Act of 2011

INTRODUCED: 12/06/2010

DISPOSITION: Pending

LOCATION: Senate Appropriations Committee

SUMMARY:

Requires revenues and charges collected under the Water Resources Investment Program to be deposited in the state Water Resources Investment Program Fund and a number of regional investment accounts within the fund. Requires money in the regional accounts be for water-related projects and programs. Requires state account moneys be appropriated for specified statewide water-related programs and the Delta plan, mercury contamination in the Sacramento-San Joaquin Delta, and for related bond debt service.

Position: Watch

CA SB 35 **AUTHOR:** Padilla (D)

TITLE: Energy: Energy Research and Technology Program Act

INTRODUCED:12/06/2010

DISPOSITION: Pending

COMMITTEE: Senate Appropriations Committee

HEARING: 05/26/2011 9:30 am, Burton Hearing Room (4203)

SUMMARY:

Enacts the Energy Research and Technology Program Act (CERT). Requires the State Energy Commission to administer CERT to fund research, development, and demonstration projects to overcome barriers that prevent the achievement of the state's statutory energy goals. Requires the Energy Commission to establish priorities for funding and track the progress and outcome of funded projects. Requires the Energy Commission to contract with an independent entity to review the CERT.

Position: Watch

CA SB 200

AUTHOR: Wolk (D)

TITLE: Sacramento-San Joaquin Delta: Bay Delta Conservation

INTRODUCED:02/08/2011

DISPOSITION: Pending – 2 year bill

LOCATION: Senate Natural Resources and Water Committee

SUMMARY:

Amends the Delta Reform Act of 2009 that requires the Delta Stewardship Council to consider the Bay Delta Conservation Plan (BDCP) for inclusion in a specified Delta Plan and the authorizes the incorporation of the plan into the Delta Plan if the BDCP meets certain requirements. Requires any state agency that is responsible for authorizing or implementing any action of the BDCP to ensure the action is consistent with specified requirements prescribed by these provisions.

Position: IEUA Opposes

CA SB 215

AUTHOR: Huff (R)

TITLE: Invasive Aquatic Species: Mussels

INTRODUCED:02/09/2011

DISPOSITION: Pending

COMMITTEE: Senate Appropriations Committee

HEARING: 05/26/2011 9:30 am, Burton Hearing Room (4203)

SUMMARY:

Extends the repeal, to a specified date, of existing law that generally prohibits a person from possessing, importing, shipping, or transporting, or from placing, planting, or causing to be placed or planted in any water within the state, dreissenid mussels, and authorizes the Director of Fish and Game or his or her designee to engage in enforcement activities. Provides that a person who violates, resists, delays, obstructs, or interferes with the implementation of these provisions is subject to a penalty.

Position: IEUA Supports

CA SB 370

AUTHOR: Blakeslee (R)

TITLE: Energy: Net Energy Metering

INTRODUCED:02/15/2011

DISPOSITION: Pending

COMMITTEE: Senate Appropriations Committee

HEARING: 05/26/2011 9:30 am, Burton Hearing Room (4203)

SUMMARY:

Relates to net energy metering. Authorizes an agricultural customer-generator with multiple meters to elect to aggregate the electrical load of the meters located on the property where the generation facility is located and on all property adjacent or contiguous to the property on which the generation facility is located, if those properties are solely owned by the agricultural customer-generator.

Position: Watch

CA SB 489 **AUTHOR:** Wolk (D)

TITLE: Electricity: Net Energy Metering

INTRODUCED:02/17/2011

DISPOSITION: Pending

COMMITTEE: Senate Appropriations Committee

HEARING: 05/26/2011 9:30 am, Burton Hearing Room (4203)

SUMMARY:

Relates to net energy metering. Revises the definition of an eligible customer-generator to require that a generating facility be an eligible renewable energy resource. Repeals a pilot program to provide energy net metering for eligible biogas digester customer-generators.

Position: IEUA Supports

CA SB 607 **AUTHOR:** Walters (R)

TITLE: Water Resources Board: Brackish Groundwater Treatment

INTRODUCED:02/17/2011

DISPOSITION: Pending

FILE: 118

LOCATION: Senate Consent Calendar - Second Legislative Day

SUMMARY:

Requires the Water Resources Control Board to either amend the State Ocean Plan, or adopt separate standards, to address water quality objectives and effluent limitations that are specifically appropriate for brackish groundwater treatment system facilities that produce municipal water supplies for local use.

Position: Watch

CA SB 900 **AUTHOR:** Steinberg (D)

TITLE: Regional Water Quality Control Boards: Members

INTRODUCED:02/18/2011


DISPOSITION: Pending

LOCATION: ASSEMBLY

SUMMARY:

Amends the Porter-Cologne Water Quality Control Act. Deletes provisions of the act prohibiting a board member from participating in actions that involve the member or a waste discharger with which the member is connected. Specifies that the limitation on the member's financial interest applies only to a disqualifying financial interest within the Political Reform Act. Relates to requirements, qualifications, and to disqualifying factors for regional board members.

Position: Watch



Date: June 15, 2011

To: The Honorable Board of Directors

Through: Public, Legislative Affairs, and Water Resources Committee
(06/08/11)

From: Thomas A. Love
General Manager

Submitted by: Sondra Elrod
Public Information Officer

Subject: Public Outreach and Communications

RECOMMENDATION

This is an informational item for the Board of Directors to receive and file.

BACKGROUND

Calendar of Events

June 2011

- June 29-July 7, MWD Travelling Art Show, IEUA Building A Lobby

July 2011

- July 19-21, Summer Adventures Program, Chino Creek Wetlands

September 2011

- September 21, IEUA Annual Employee Picnic at the Grand Avenue Park in Chino Hills

Outreach/Educational Inland Valley Daily Bulletin Newspaper Campaign

The monthly tips on ways to help conserve water continue to appear in our local newspapers each month.

The Water Awareness 2-page ad will run in the Daily Bulletin on May 27, 2011. The Agency's 4-page annual report will run in the Daily Bulletin, Champion Newspaper, and Fontana Herald on or before June 30, 2011.

Water Conservation Outreach

Earth Day event was well attended. It is figured that over 1,000 people participated. Thanks to the Board of Directors, IEUA was able to bus in over 500 students from Rhodes Elementary School (Chino), North Tamarind (Fontana), Vineyard STEM (Ontario), and Montera Elementary (Montclair).

Regional Conservation Outreach Campaign

- Ongoing monthly ¼-page ads in the Inland Valley Daily Bulletin, Champion Newspaper, Fontana Herald News.
- Ongoing water wise gardening classes.

Educational Updates

- Three out of the four schools were selected for the 2010/11 Garden in Every School® Program have been completed and their dedications will take place in the fall when school is back in session. Mission Elementary will be completed during fiscal year 2011/12.
- Twenty field trips for the Water Discovery Program have taken place. The field trip program has already begun booking for summer and fall.
- MWD's Solar Cup competition took place on May 13-15 at Lake Skinner. IEUA and CVWD sponsored the Los Osos High School Team in Rancho Cucamonga. The team placed first in the rookie endurance heat and third place overall in the rookie division.
- Over 200 posters were received for the IEUA "Water is Life" art poster contest. The posters have been judged and the top three from each category (K-5, 6-8, 9-12 grade) will be entered into the MWD Regional "Water is Life" poster contest.
- IEUA participated in the Newman Elementary School Earth Day Event on May 20th. The students learned about the water cycle by making water cycle bracelets. Over 500 students participated at the booth during the event.

PRIOR BOARD ACTION

None.

IMPACT ON BUDGET

The above-mentioned activities are budgeted in the FY 2009/10 Administrative Service Fund, Public Information Services budget.

IEUA MONTHLY WATER NEWSLETTER

JUNE 2011 (REPORTING MAY 2011 DATA)

Highlights

- **IEUA is First to Receive MWD Replenishment Water** - On May 16, IEUA opened up several turn-outs and began recharging the Chino Basin. (Page 1)
- **IEUA Board Adopts 2010 Urban Water Management Plan** - On June 1, the IEUA Board held a public hearing and adopted the IEUA 2010 Urban Water Management Plan (Page 1)
- **Los Osos High School Competes in Solar-Powered Boat Competition** - On May 13, 40 teams participated in MWD's Ninth Annual Solar Cup, the Nation's Largest. (Page 1)

IEUA Water Supply Update

On May 10, the Metropolitan Water District of Southern California (MWD) Board of Directors approved the sale of approximately 225,000 AF of replenishment rate water (\$409/AF). On May 16, Inland Empire Utilities Agency (IEUA) was the first MWD member agency to begin purchasing and delivering replenishment rate water. IEUA and Chino Basin Watermaster plan on purchasing approximately 50,000 AF through the end of the calendar year. This water will be spread into numerous recharge basins throughout the service area and be stored for future overproduction of the Chino Basin.

On June 1, the IEUA Board of Directors held a public hearing and adopted its 2010 Urban Water Management Plan (UWMP). IEUA received no formal comments on its 2010 UWMP and will submit the Plan to the Department of Water Resources (DWR) by July 1, 2011, as required by law. IEUA also participated in the successful development of the Water Facilities Authority (WFA) and Chino Basin Desalter Authority (CDA) 2010 UWMP's, which have also been adopted by their respective Boards.



MWD Update

On May 13, MWD held its ninth annual Solar Cup (solar-powered boats) competition, where 40 teams of high school students from throughout Southern California gathered in southwest Riverside County for three days of racing. Teams from high schools in Los Angeles, Orange, Riverside, San Bernardino, San Diego and Ventura counties participated in the solar cup competition, which is located at MWD's Lake Skinner just north of Temecula. This year's lone San Bernardino participant, sponsored by IEUA and Cucamonga Valley Water District (CVWD), was Los Osos High School located in Rancho Cucamonga. They were among ten new high schools to participate in the Solar Cup event. Results of the various competitions and races are posted on MWD's website.



IEUA Water Supply Programs

Imported Water Deliveries

For FY 2010/11, IEUA and its member agencies have purchased an estimated 46,743 AF. Compared with last year during this same time period, IEUA and its member agencies had purchases of 55,859 AF. IEUA has begun taking replenishment water deliveries, the first since the spring of 2007. IEUA plans on purchasing approximately 50,000 AF for future replenishment requirements.

Dry Year Yield (DYY) Program

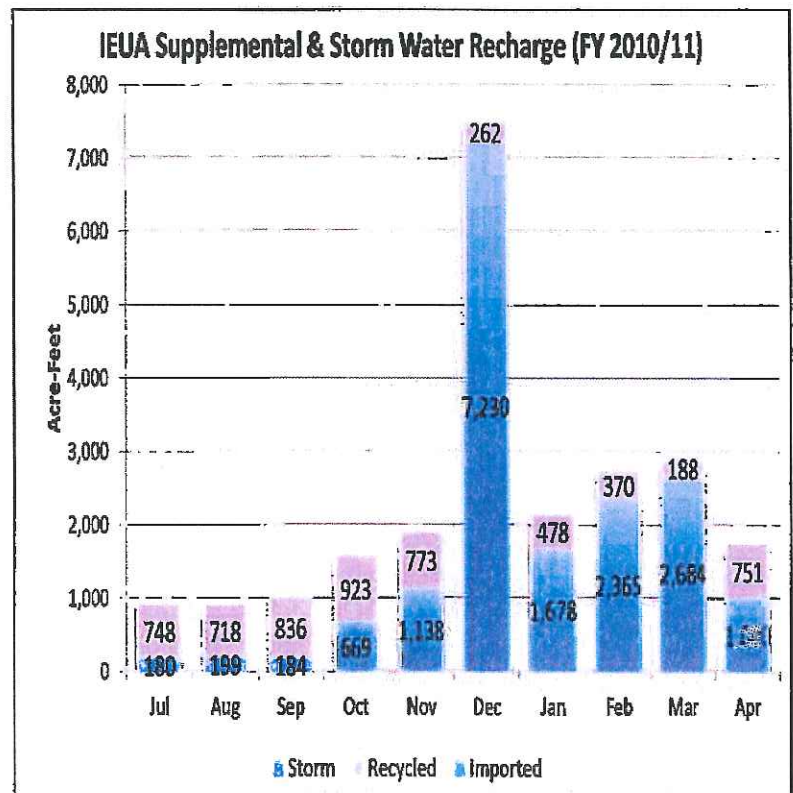
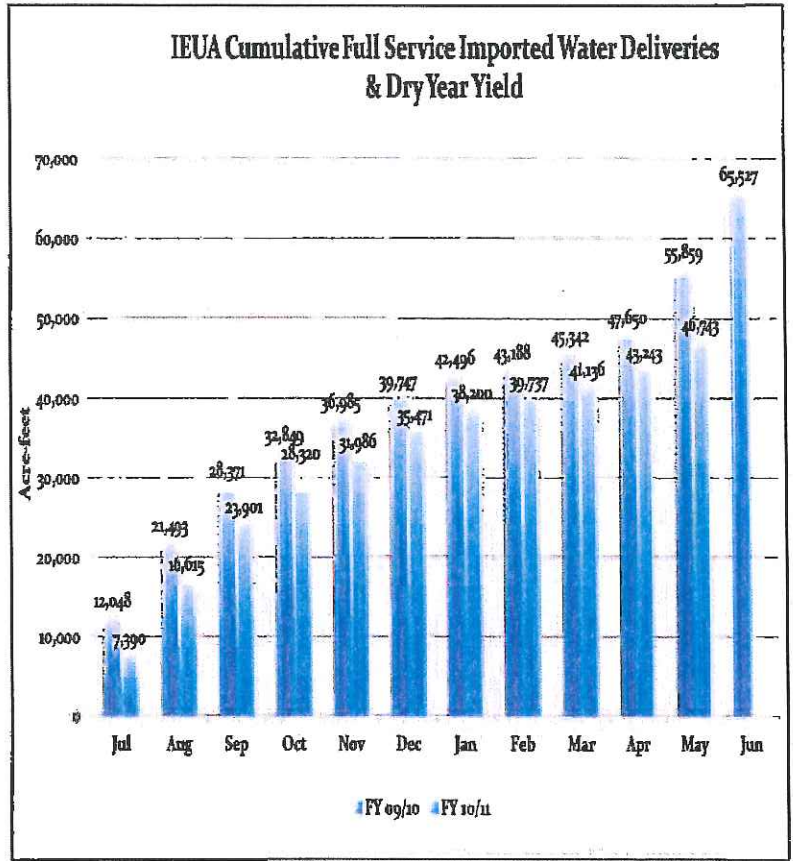
MWD has made a third consecutive call on the DYY Program. This call is considered to be a partial call because there is only 17,200 AF left in the storage account. The remaining water in the storage account will be split amongst the DYY participants based on a pre-defined "pro-rata" methodology. To date, DYY participants have certified all 17,200 AF (of which 4,707 AF will receive additional ion-exchange treatment credit from MWD).

Chino Desalter Authority (CDA)

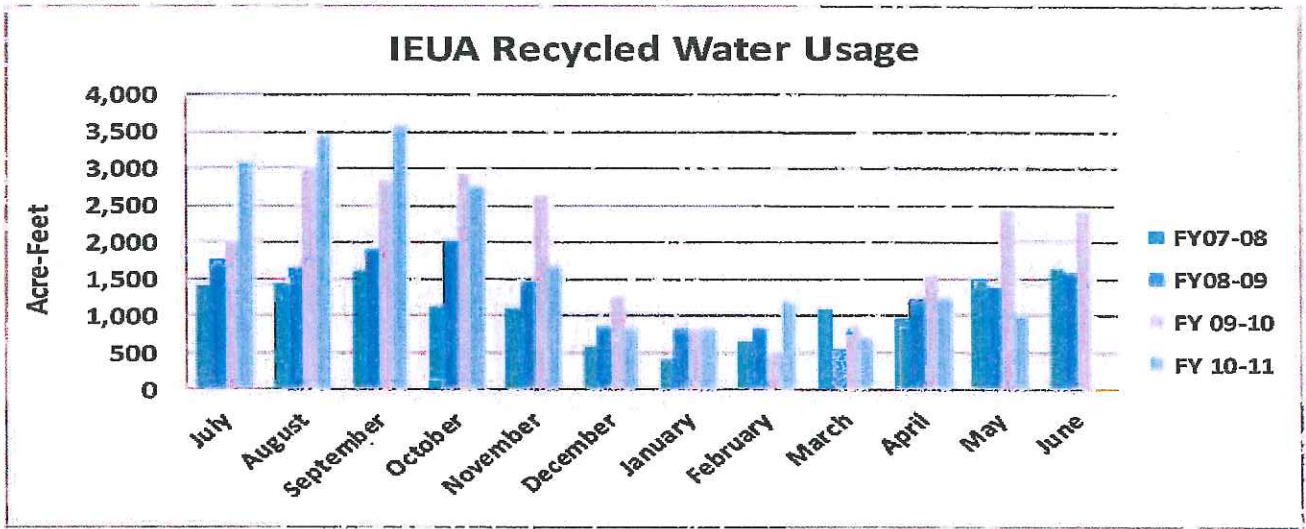
For the month of May the two desalters produced 2,225 AF of water (of which 1,274 AF was delivered to IEUA retail agencies). The contracted entitlement is 24,600 AFY (but actual production is 25,000 to 26,000 AFY) and is scheduled for expansion to produce approximately 40,000 AFY by 2014, with the implementation of CDA Phase III.

Groundwater Recharge Program

In April, an estimated 1,751 AF of water was recharged into the Chino Basin. Of that, 751 AF was recycled water and 1,000 AF (estimate) was storm-water.



Recycled Water News

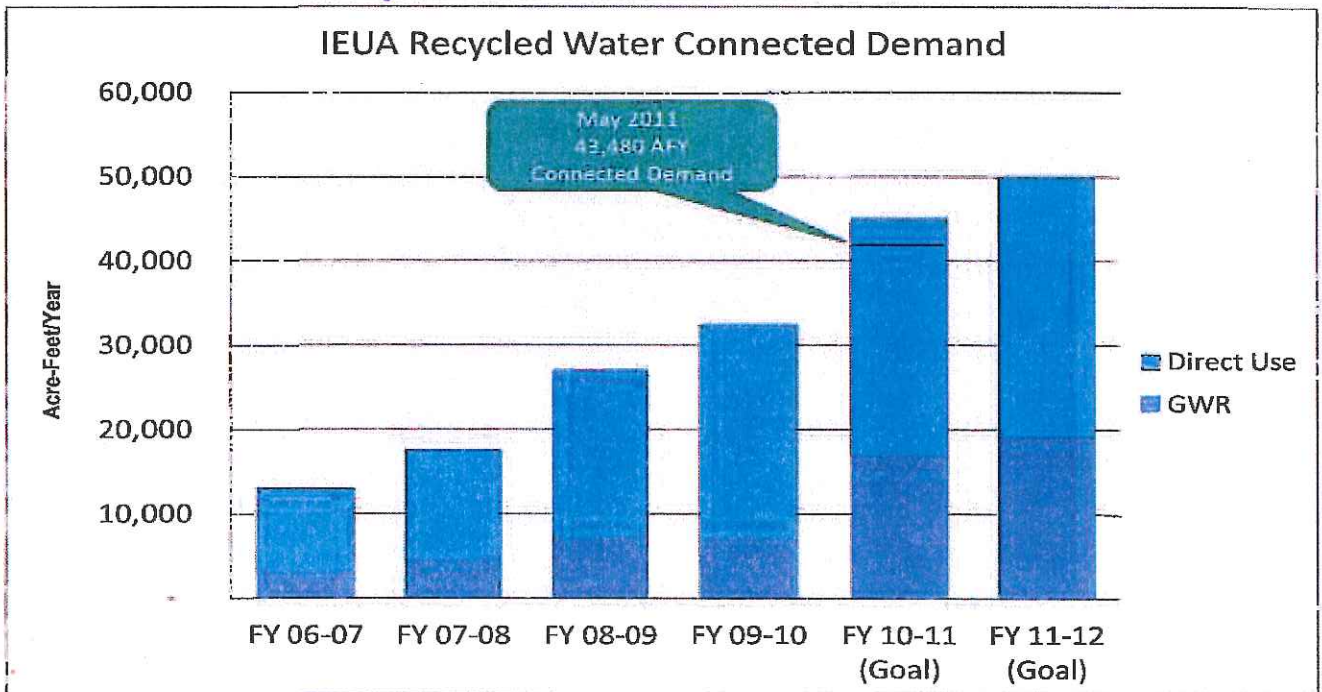


Recycled Water Usage: May 2011 Estimates

Recharge: 500 AF
 Direct Sales: 500 AF
 Total Usage: 1,000AF

***FY 2010/11 To Date Usage: 19,065**

IEUA Connected Recycled Water Demand



Conservation Program News

MWD Conservation Programs—Rebates

MWD continues to honor rebates under the current FY 2010/11 budget and did not transition expenditures to the FY 2011/12 budget as was previously communicated. To date, approximately 90% of MWD's FY 2010/11 \$19.1 Conservation Programs budget has been committed. The regional commercial program has expended approximately 86% of the modified \$4.0 million annual budget, while the regional residential program has expended 91% of the reallocated annual budget of \$6.0 million.

MWD FY 2011/12 Conservation Programs Focus

Beginning on July 1, MWD plans to shift its regional programming focus to "Proper Irrigation Control" over the next fiscal year. In addition, MWD will work with other stakeholders to develop and implement statewide messaging. The shift in focus is a result of several key factors that include a potential for increased water savings, a foundation for other landscape efforts, and a technology market that is maturing, but not yet transformed. The interest in Statewide partnering is for the ability to leverage resources, work on common challenges, such as the end of drought, changing public perceptions, and compliance with 20x2020, and to increase program effectiveness.

FY 2010/11 Regional Landscape Evaluation and Audit Program (LEAP)

Launched in August 2010 and administered by the Chino Basin Water Conservation District, a total of 109 landscape audits have been completed to date (June 1, 2011), constituting a potential water savings of 138 AFY, if all recommendations are implemented. Of the completed audits, 47 were single family sites and 63 were commercial sites, with a total landscaped area of 81.28 acres.



Conservation Program News

State and Federal Water Efficiency Developments

Washington

H.R. 1967 (Rep. Holt-NJ) - The Water Advanced Technologies for Efficient Resource Use Act of 2011 takes a comprehensive “approach to boost jobs to install, sell, and manufacture water efficient products and services.”

S. 398—The Implementation of National Consensus Appliance Agreement Act of 2011 is a bill that would amend the Energy Policy and Conservation Act to add additional appliance standards.

The Energy-Water Integration Act of 2011— Highlights the nexus between water resources and energy production.

Sacramento

AB 19 (Fong) - Multi-unit residential water metering, requires water meters or sub-meters for new multi-unit residential buildings after 2014 and tenants must be charged based on water volume.

AB 83 (Jeffries) - CEQA exemption for recycled water pipelines, less than 8 miles long and within paved public street, highway, or right of way.

AB 275 (Solorio) Rainwater Capture Act of 2011—Allows landowner to install, maintain, and operate rainwater capture systems on private property (indoor and outdoor).

AB 849 (Gatto) Greywater Use—Greywater building standards and encourage greywater use.

SB 34 (Simitian) Water Fees—Water Resource Investment Act of 2011, establishes a volume fee on retail water providers, provides sustainable revenue to fund public works, state and regions share revenue.

SB 837 (Blakeslee) Property Disclosure—Water conserving plumbing fixtures by 2017, supports implementation of SB 407.



THIS PAGE
HAS
INTENTIONALLY
BEEN LEFT
BLANK
FOR PAGINATION



CHINO BASIN WATERMASTER

IV. INFORMATION

1. Cash Disbursements for May 2011



CHINO BASIN WATERMASTER
 Cash Disbursements For The Month of
 May 1, 2011 - May 23, 2011

For Informational Purposes Only

Type	Date	Num	Name	Memo	Account	Paid Amount
Bill Pmt -Check	05/03/2011	15070	ARROWHEAD MOUNTAIN SPRING WATER	0023230253	1012 · Bank of America Gen'l Ckg	38.95
Bill	04/30/2011	0023230253		Office Water Bottle - April 2011	6031.7 · Other Office Supplies	38.95
TOTAL						
Bill Pmt -Check	05/03/2011	15071	COMPUTER NETWORK		1012 · Bank of America Gen'l Ckg	527.13
Bill	04/30/2011	80333		Replacement monitor for Justin	6055 · Computer Hardware	527.13
Bill	04/30/2011	80994		Symantec backup	6054 · Computer Software	1,631.25
Bill	04/30/2011	80384		Cables	6055 · Computer Hardware	47.85
Bill	04/30/2011	80310		LCD stand, hard drive	6055 · Computer Hardware	103.31
TOTAL						2,309.54
Bill Pmt -Check	05/03/2011	15072	COUNTY OF ORANGE	VOID: Flood Enroachment Permit Fee	1012 · Bank of America Gen'l Ckg	
TOTAL						
Bill Pmt -Check	05/03/2011	15073	DIRECTV	019447404	1012 · Bank of America Gen'l Ckg	86.99
Bill	05/02/2011	019447404		Service for 4/19/11-5/18/11	6031.7 · Other Office Supplies	86.99
Bill Pmt -Check	05/03/2011	15074	JAMES JOHNSTON	230	1012 · Bank of America Gen'l Ckg	810.00
Bill	04/30/2011	230		Website Services - April 2011	6052.3 · Website Consulting	810.00
TOTAL						
Bill Pmt -Check	05/03/2011	15075	ONTARIO, CITY OF	E201000585	1012 · Bank of America Gen'l Ckg	298.00
Bill	04/30/2011	E201000585		traffic control permit-water quality sampling-Ontario	7103.6 · Grdwtr Qual-Supplies	298.00
TOTAL						
Bill Pmt -Check	05/03/2011	15076	PARK PLACE COMPUTER SOLUTIONS, INC.	450	1012 · Bank of America Gen'l Ckg	4,150.00
Bill	04/30/2011	450		IT Services - April 2011	6052.1 · Park Place Comp Solutn	4,150.00
TOTAL						
Bill Pmt -Check	05/03/2011	15077	PUMP CHECK	4218	1012 · Bank of America Gen'l Ckg	2,660.00
Bill	04/30/2011	4218			7102.8 · In-line Meter-Calib & Test	2,660.00
TOTAL						
Bill Pmt -Check	05/03/2011	15078	THE LAWTON GROUP	6017	1012 · Bank of America Gen'l Ckg	164.80
Bill	04/30/2011	1vc070000016915		Scanning Services - Week ending 4/17/2011	6017 · Temporary Services	164.80
TOTAL						
Bill Pmt -Check	05/03/2011	15079	VISION SERVICE PLAN	00-101789-0001	1012 · Bank of America Gen'l Ckg	52.93
Bill	04/30/2011	001017890001		Vision Insurance Premium - May 2011	60182.2 · Dental & Vision Ins	52.93
TOTAL						

CHINO BASIN WATERMASTER
Cash Disbursements For The Month of
May 1, 2011 - May 23, 2011

For Informational Purposes Only

Type	Date	Num	Name	Memo	Account	Paid Amount
TOTAL						52.93
Bill Pmt -Check	05/09/2011	15080	BOWCOCK, ROBERT	4/12/2011 Budget Workshop	1012 - Bank of America Gen'l Ckg	
Bill	04/12/2011	4/12 Budget Wkshp		4/12/2011 Budget Workshop	6311 - Board Member Compensation	125.00
TOTAL						125.00
Bill Pmt -Check	05/09/2011	15081	CITISTREET	Payroll and Taxes for 04/17/11-04/30/11	1012 - Bank of America Gen'l Ckg	
General Journal	04/30/2011	04/30/11	CITISTREET	Employee 457 Deduction for 04/17/11-04/30/11	2000 - Accounts Payable	1,460.54
TOTAL						1,460.54
Bill Pmt -Check	05/09/2011	15082	COMPUTER NETWORK		1012 - Bank of America Gen'l Ckg	
Bill	04/30/2011	81236		Replacement computer case - CEO	6055 - Computer Hardware	48.94
Bill	04/30/2011	81221		Workstation for senior engineer	6055 - Computer Hardware	1,522.50
Bill	05/03/2011	81267		Mouse for executive assistant, IT office	6055 - Computer Hardware	163.13
Bill	05/06/2011	81288		LCD monitor	6055 - Computer Hardware	559.75
TOTAL						2,294.32
Bill Pmt -Check	05/09/2011	15083	ELIE, STEVEN		1012 - Bank of America Gen'l Ckg	
Bill	04/12/2011	4/12 Budget Wkshp		4/12/2011 Budget Workshop	6311 - Board Member Compensation	125.00
Bill	04/28/2011	4/28 Board Mtg		4/28/2011 Board Meeting	6311 - Board Member Compensation	125.00
P148						250.00
Bill Pmt -Check	05/09/2011	15084	HAUGHEY, TOM		1012 - Bank of America Gen'l Ckg	
Bill	04/28/2011	4/28 Board Mtg		4/28/2011 Board Meeting	6311 - Board Member Compensation	125.00
TOTAL						125.00
Bill Pmt -Check	05/09/2011	15085	JESKE, KEN		1012 - Bank of America Gen'l Ckg	
Bill	04/28/2011	4/28 Board Meeting		4/28/2011 Board Meeting	6311 - Board Member Compensation	125.00
TOTAL						125.00
Bill Pmt -Check	05/09/2011	15086	KUHN, BOB		1012 - Bank of America Gen'l Ckg	
Bill	04/12/2011	4/12 Budget Wkshp		4/12/2011 Budget Workshop	6311 - Board Member Compensation	125.00
Bill	04/21/2011	4/21 Advisory Comm		4/21/2011 Advisory Committee Meeting	6311 - Board Member Compensation	125.00
Bill	04/28/2011	4/28 Board Meeting		4/28/2011 Board Meeting	6311 - Board Member Compensation	125.00
TOTAL						375.00
Bill Pmt -Check	05/09/2011	15087	LANTZ, PAULA		1012 - Bank of America Gen'l Ckg	
Bill	04/12/2011	4/12 Budget Wkshp		4/12/2011 Budget Workshop	6311 - Board Member Compensation	125.00
Bill	04/28/2011	4/28 Board Meeting		4/28/2011 Board Meeting	6311 - Board Member Compensation	125.00
TOTAL						250.00

Type	Date	Num	Name	Memo	Account	Paid Amount
Bill Pmt -Check	05/09/2011	15088	PAYCHEX	2011042800	1012 - Bank of America Gen'l Ckg	
Bill	04/28/2011	2011042800		Payroll Services - April 2011	6012 - Payroll Services	234.76
TOTAL						234.76
Bill Pmt -Check	05/09/2011	15089	PRINTING RESOURCES		1012 - Bank of America Gen'l Ckg	
Bill	04/28/2011	56465		Name plate for Desi Alvarez	6031.7 - Other Office Supplies	28.70
Bill	04/28/2011	56466		Name badge for Desi Alvarez	6031.7 - Other Office Supplies	40.02
Bill	04/28/2011	56463		Business cards for Desi Alvarez	6031.7 - Other Office Supplies	137.67
TOTAL						206.39
Bill Pmt -Check	05/09/2011	15090	PUBLIC EMPLOYEES' RETIREMENT SYSTEM	Payor #3493	1012 - Bank of America Gen'l Ckg	
General Journal	04/30/2011	04/30/11		CalPERS Employee Pymnts for 04/17/11-04/30/11	2000 - Accounts Payable	5,519.39
TOTAL						5,519.39
Bill Pmt -Check	05/09/2011	15091	PURCHASE POWER	8000909000168851	1012 - Bank of America Gen'l Ckg	
Bill	04/30/2011	8000909000168851		fed ex shipments-Alvarez: CBWM documents	6042 - Postage - General	21.87
TOTAL						21.87
Bill Pmt -Check	05/09/2011	15092	REID & HELLNER	175052	1012 - Bank of America Gen'l Ckg	
Bill	04/30/2011	175052		175052 - Ag Pool Legal Services	8467 - Ag Legal & Technical Services	10,077.83
TOTAL						10,077.83
Bill Pmt -Check	05/09/2011	15093	THE LAWTON GROUP	6017	1012 - Bank of America Gen'l Ckg	
Bill	04/30/2011	ICV070000016942		Scanning Services - Week ending 4/24/2011	6017 - Temporary Services	865.20
TOTAL						865.20
Bill Pmt -Check	05/09/2011	15094	UNION 76	300-732-989	1012 - Bank of America Gen'l Ckg	
Bill	04/28/2011	300732589		April 2011	6175 - Vehicle Fuel	210.94
TOTAL						210.94
Bill Pmt -Check	05/09/2011	15095	VANDEN HEUVEL, GEOFFREY	6311	1012 - Bank of America Gen'l Ckg	
Bill	04/28/2011	4/28 Board Meeting		4/28/2011 Board Meeting	6311 - Board Member Compensation	125.00
TOTAL						125.00
Bill Pmt -Check	05/09/2011	15096	VERIZON		1012 - Bank of America Gen'l Ckg	
Bill	04/30/2011	012519116950792103		012519116950792103	6022 - Telephone	427.08
Bill	04/30/2011	012561121521714508		012561121521714508	7405 - PE4-Other Expense	162.84
TOTAL						589.92
Bill Pmt -Check	05/09/2011	15097	W.C. DISCOUNT MOBILE AUTO DETAILING		1012 - Bank of America Gen'l Ckg	
Bill	05/09/2011			Truck washing service		

P149

CHINO BASIN WATERMASTER
Cash Disbursements For The Month of
May 1, 2011 - May 23, 2011

For Informational Purposes Only

Type	Date	Num	Name	Memo	Account	Paid Amount
Bill	04/27/2011			Truck washing 4 trucks	6177 - Vehicle Repairs & Maintenance	100.00
TOTAL						<u>100.00</u>
Bill Pmt -Check	05/09/2011	15098	WILLIS, KENNETH		1012 - Bank of America Gen'l Ckg	
Bill	04/15/2011	4/15 Admin Mtg		4/15/2011 Administrative Meeting	6311 - Board Member Compensation	125.00
Bill	04/28/2011	4/28 Board Mtg		4/28/2011 Board Meeting	6311 - Board Member Compensation	125.00
TOTAL						<u>250.00</u>
Bill Pmt -Check	05/09/2011	15099	YUKON DISPOSAL SERVICE		1012 - Bank of America Gen'l Ckg	
Bill	05/09/2011	08-K2 213849		Disposal Service for May 2011	6024 - Building Repair & Maintenance	142.88
TOTAL						<u>142.88</u>
Bill Pmt -Check	05/09/2011	15100	APPLIED COMPUTER TECHNOLOGIES		1012 - Bank of America Gen'l Ckg	
Bill	04/30/2011	2007		Database Services - April 2011	6052.2 - Applied Computer Technol	2,611.20
TOTAL						<u>2,611.20</u>
Bill Pmt -Check	05/10/2011	15101	HSBC BUSINESS SOLUTIONS		1012 - Bank of America Gen'l Ckg	
Bill	04/30/2011	7003730910002744		Carpet cleaner, misc. meeting and office supplies	6031.7 - Other Office Supplies	547.39
TOTAL						<u>547.39</u>
Bill Pmt -Check	05/10/2011	15102	MWH LABORATORIES		1012 - Bank of America Gen'l Ckg	
Bill	04/30/2011	L0052938		L0052938 - Hydraulic Control-Lab Svcs	7108.4 - Hydraulic Control-Lab Svcs	2,065.00
Bill	04/30/2011	L0052937		L0052937 - Hydraulic Control-Lab Svcs	7108.4 - Hydraulic Control-Lab Svcs	2,360.00
Bill	04/30/2011	L0052936		L0052936 - Hydraulic Control-Lab Svcs	7108.4 - Hydraulic Control-Lab Svcs	1,592.00
Bill	04/30/2011	L0053692		L0053692 - Hydraulic Control-Lab Svcs	7108.4 - Hydraulic Control-Lab Svcs	2,065.00
Bill	04/30/2011	L0053428		L0053428 - Hydraulic Control-Lab Svcs	7108.4 - Hydraulic Control-Lab Svcs	615.00
Bill	04/30/2011	L0053308		L0053308 - Hydraulic Control-Lab Svcs	7108.4 - Hydraulic Control-Lab Svcs	2,360.00
Bill	04/30/2011	L0052939		L0052939 - Hydraulic Control-Lab Svcs	7108.4 - Hydraulic Control-Lab Svcs	615.00
TOTAL						<u>11,612.00</u>
General Journal	05/20/2011	05/20/11	Payroll and Taxes for 05/01/11-05/14/11		1012 - Bank of America Gen'l Ckg	
			Direct Deposits for 05/01/11-05/14/11		1042 - Bank of America Gen'l Ckg	19,021.32
			Payroll Taxes for 05/01/11-05/14/11		1012 - Bank of America Gen'l Ckg	7,897.32
			Checks for 05/01/11-05/14/11		1014 - Bank of America P/R Ckg	5,818.08
TOTAL						<u>32,736.72</u>
			Total Disbursements:			<u><u>81,950.06</u></u>



CHINO BASIN WATERMASTER

IV. INFORMATION

2. Newspaper Articles





Rialto water project begins

Jim Steinberg, Staff Writer

Posted: 05/22/2011 08:47:07 PM PDT

RIALTO - Today marks the start of construction on the world's first plant to biologically clean perchlorate and nitrate from groundwater and deliver the water directly into a municipal water system.

The \$19 million plant will be on the property of the West Valley Water District, 855 W. Base Line.

It will provide enough drinking water for 17,000 people.

On Monday, a drilling rig will take soil samples for an evaluation before heavy construction begins in early June, said Tom Crowley, the water district's assistant general manager.

The biomass water treatment plant will begin delivering about 3 million gallons of water per day in early 2013, he said.

The project has been a cooperative effort between the water district and Rialto. Most of its costs have been covered by federal and state funding sources.

At a groundbreaking Friday, Rialto Councilman Ed Scott said, "this has been a long, tedious process, and we have a lot more to go and a lot more to be done. It is great to know that Rialto has a great partner to work with in West Valley Water District."

Two 28-foot-high, 14-foot-wide stainless-steel bioreactor vessels are being built in Los Angeles for the project, said Todd Webster, an environmental engineer with Texas-based Envirogen Technologies Inc.

Smaller parts for the project are being put together at sites around the the country, he said.

Since its detection in 1997, a perchlorate plume in the

Rialto-Colton basin has continued to move through the aquifer, resulting in the shutdown of nearly a quarter of Rialto's 22 wells, Envirogen said in a statement about the project.

Perchlorate is known to interfere with the creation of hormones that are critical to the development of fetuses and infants.

The outcomes of this project are going to be intensely watched, Crowley said. Promoters of biomass technology tout its low cost of operation. This plant will provide data on that cost.

The bacteria feed on a food grade of acetic acid - think of strong vinegar - and pull oxygen molecules from the nitrate and perchlorate, Webster said.

This process erases both contaminants.

The microbes used for this process are common in all soils but not at levels where they can effectively treat groundwater.

Get a FREE ADT-Monitored Home Security System.*
 (With \$99 customer installation and purchase of ADT alarm monitoring services. See important terms and conditions below.)

Call Now! 1-877-835-8373

SECURITY CHOICE ADT AUTHORIZED DEALER

*\$99.00 customer installation charge. 30-month monitoring agreement required at \$25.00 per month (RT 2010 6-6). Form of payment must be by credit card or electronic charge to your checking or savings account. Offer applies to homeowners only. Local permit fees may be required. Satisfactory credit history required. Certain restrictions apply. Offer valid for new Security Choice - An ADT Authorized Dealer customers only and not for purchases from ADT Security Services, Inc. Other sale plans available. Cannot be combined with any other offer. **\$100 WSR Self-Care Offer. \$100 WSR Self-Care is provided by Security Choice and is not sponsored by ADT Security Services. Required rate-in-redeemption. Call 1-888-431-2338 for complete restrictions and redemption requirements.

Print Powered By FormatDynamics™



Once the bacteria colony forms in the bioreactor vessels, it doesn't need special maintenance efforts, Webster said.

After the water has been cleaned by the bacteria in the bioreactors, an adjacent facility will aerate the water to restore its oxygen, filter it and add chlorine to disinfect it.

The filtration and disinfection steps are how surface water is prepared for public consumption, Webster said.

The new Rialto bioreactors will treat perchlorate, as well as nitrate, from groundwater at the water district's well No. 11, which has perchlorate levels of 20 parts per billion and Rialto's nearby well No. 6, which has perchlorate concentrations of about 300 parts per billion.

Both wells also have nitrate contamination, but well No. 6 is well below the state and federal limits, Webster said.

There has been much discussion among regulators about lowering the limits for nitrate. "This plant will already be achieving those levels. It will be ahead of the curve," he said.

DIRECTV has more of what you want to watch!

Switch today!

1-888-778-0985

NO EQUIPMENT TO BUY!
NO STARTUP COSTS!

One-time \$50.00 credit card payment (directv.com) for new service. Activation fee only. Reseller required. \$16.99 Handling & Service fee may apply. Price also used for adjustment of fees apply on the retail use of the equipment. See for details.

Print Powered By FormatDynamics™



Association of California Water Agencies
 Leadership | Advocacy | Information | Since 1910

[Login](#) | [Text Only Version](#)

Enter keywords here

- [Home](#)
 - [About ACWA](#)
 - [Member Services](#)
 - [News](#)
 - [Advocacy](#)
 - [Water Information](#)
 - [ACWA Spotlight](#)
 - [Contact Us](#)
 - [My ACWA](#)
- [Water News](#)
 - [News Releases](#)
 - [ACWA eNews](#)
 - [Washington Report](#)
 - [Voices on Water](#)
 - [Photo Gallery](#)

Share / Save

News

- [Water News](#)
- [News Releases](#)
- [ACWA eNews](#)
- [Washington Report](#)
- [Voices on Water](#)
- [Photo Gallery](#)

Relevant Content

- You might also be interested in these...
- [Water Commission Committee to Meet on Conservation Legislation](#)
 - [Earth Day Celebration 2011 - Sacramento](#)
 - [8th Annual Water Conservation Showcase](#)
 - [DWR Sponsors Urban Water Workshops](#)
 - [Wholly H2o Forum](#)
 - [California Sustainability Indicators Symposium](#)
 - [California Sustainability Indicators Symposium](#)
 - [State Board to Discuss New Report on Ag Water Use](#)
 - [California's Water: Using Water Wisely](#)
 - [Water Agencies Recognized for Environmental Excellence](#)

ACWA eNews

Stay informed with our ACWA Enews!

Email: *

- Subscribe
- Unsubscribe

Save



[Home](#) > [News](#) > [Water News](#)

Interior, Agriculture Announce \$9.1 Million for Water Use Efficiency Projects

Submitted by Sarah Langford on Wed, 05/18/2011 - 3:30pm in [Conservation Water News](#)

Five water use efficiency projects in the Central Valley will receive up to **\$9.1 million** from the Departments of the Interior and Agriculture in a federal pilot program.



Created as part of the 2009 Interim Federal Action Plan for the Delta, the program awards \$4.1 million from the Bureau of

Reclamation's WaterSMART program to projects that increase district-level efficiencies and facilitate water conservation on farms. In addition, the Department of Agriculture's Natural Resources Conservation Service will provide up to \$5 million to growers in the selected districts for on-farm conservation practices.

"This cooperative effort is a concrete step forward in coordinating and leveraging federal actions to meet water supply needs while alleviating the ecological decline of the California Bay-Delta," Deputy Secretary Hayes said.

Districts with winning projects are Buena Vista Water Storage District, South San Joaquin Irrigation District, Semitropic Water Storage District, Henry Miller Reclamation District 2131, and the Firebaugh Canal Water District. Projects selected range from lining earthen canals and retrofitting meters to replacing open irrigation channels with pressurized systems and capturing runoff for re-use.

Get details on the selected [water use efficiency projects](#).

Latest Water News



State Board Proposes Changes to Once-Through Cooling Policy



Watch ACWA Conference Keynote Presentations Online



EPA Launches Searchable Website on Drinking Water Violations



Governor Unveils May Revise of State Budget

[MORE WATER NEWS »](#)

THIS PAGE
HAS
INTENTIONALLY
BEEN LEFT
BLANK
FOR PAGINATION



San Bernardino County corruption scandal Still stuck in muddy waters

Sandra Emerson, Staff Writer

Created: 05/14/2011 11:43:33 PM PDT

The costly dispute over the construction of the Colonies basin boils down to one question posed 10 years ago - "Who's going to pay for it?"

Aside from some landscaping work, the 67-acre flood control and water recharge facility has been completed and working for several years now.

But the fight over who is responsible for the cost of its construction has yet to be resolved, costing taxpayers millions of dollars in attorney's fees and a controversial \$102 million settlement made by the San Bernardino County Board of Supervisors with the Rancho Cucamonga-based developers, Colonies Partners LP.

Colonies co-managing partner Jeff Burum, former county Supervisor Paul Biane, former Assistant Assessor Jim Erwin and Mark

Kirk, the county's director of intergovernmental relations and former chief of staff for Supervisor Gary Ovitt, were charged Tuesday with several felonies in connection with the settlement.

Burum, Biane and Erwin have repeatedly denied any wrongdoing in the way the settlement was reached.

Biane, Ovitt and former Supervisor Bill Postmus, who has pleaded guilty to accepting a bribe for his vote, were the three votes for approval of the settlement with Colonies.

"If we could go back in time at some point where the whole thing could have been settled for

\$25million by the county, we would love to do that. But that's not possible," former Upland Councilman Tom Thomas said.

The minutes of several "water summit" meetings held in 2001 and 2002 among the Colonies developers, the city of Upland, the county and water agencies show a mutual understanding of the need for the facility, but it was unclear who would be stuck with the bill.

Unwilling to pay

"Nobody was coming to the table with their checkbooks ready to write or participate," Biane said in an April interview. "Every agency kind of dug in their heels and really to the detriment of a private property owner, the Colonies."

The San Bernardino County Flood Control District constructed the 20th Street Storm drain on the Colonies property in order to divert millions of gallons of water displaced by the below-grade portion of the 210 Freeway in Upland.

The basin, an abandoned rock quarry, needed major improvements in order to capture the water.

The Colonies hosted several meetings with county Flood Control, San Antonio Water Co.,



DIRECTV has more of what you want to watch!

Switch today!

1-888-778-0985

**NO EQUIPMENT TO BUY!
NO STARTUP COSTS!**

Offer ends 5/31/11. Some restrictions apply. See website for details. Service required. This is not a contract. The only way to activate this equipment may require the purchase of the appropriate service plan.

Print Powered By  FormatDynamics™



Cucamonga Valley Water District and the city of Upland to decide on the design of the facility as well as who would pay for it and maintain it.

Representatives from all the parties stated their needs for the land and facility during the first water summit meeting in August 2001.

San Bernardino County Flood Control District wanted a facility to capture the impending storm water before releasing it down the Cucamonga Flood Control Channel.

San Antonio Water Co. wanted to protect its historic right to use the land for water recharge.

Cucamonga Valley Water District's main concern was water conservation and the role the basin plays in contributing to the recharge of the Cucamonga Basin.

The city of Upland wanted the development to meet the agencies' needs, and emphasized the need for a larger basin due to the increased water flows from the 20th Street storm drain.

Burum, in an April interview, said he was willing to assist each agency in satisfying its interest, while preserving his rights to continue to develop the Colonies Crossroads shopping center and a second phase of homes.

"It was like they were building a new car, and they wanted all the luxury features on it without paying for the car at all," Burum said.

Charles Moorrees, general manager for San Antonio, sat in on the first meeting along with then-General Manager Ray Wellington.

"We're water guys, we want to keep the water. They're flood control guys, they want to get rid of the water. Everyone's got their own paradigm," Moorrees said.

By the final meeting in March 2002, design of the facility was moving along, but paying for it was

still an unresolved issue.

\$25 million price tag

At that point, the facility was estimated to cost \$25 million, which the city said Flood Control should pay.

The only time when there could have been a solution was early in the discussion, Burum said.

All the parties interested in the design of the basin attended the meetings, he said.

"Everyone acknowledged their interest in the basin and knew they would need to help maintain it," Burum said. "But in the end, they all ran from it. They led my partners and me to believe they would aid in the construction and the maintenance and then reneged on their commitments."

The \$25 million estimate was voted down by Flood Control's Zone 1 Advisory Committee in June 2002, leaving the basin project unfunded.

"They did a 180 on us in the end, which is why we were left with no choice but to file a lawsuit," Burum said.

The Colonies sued Flood Control and San Antonio

Get a FREE ADT-Monitored Home Security System.*
 (With \$99 customer installation and purchase of ADT alarm monitoring services. See important terms and conditions below.)

Call Now! 1-877-835-8373

SECURITY CHOICE ADT Authorized Company

*\$99.00 Customer Installation Charge. 30-Month Monitoring Agreement required at \$15.95 per month (5/1/2005-6/1/2005). First of payment must be by credit card or electronic charge to your checking or savings account. Offer applies to homeowners only. Local permit fees may be required. Satisfactory credit history required. Certain restrictions apply. Offer valid for the Security Choice - An ADT Authorized Dealer only. Not for purchase from ADT Security Services, Inc. Other rate plans available. Cannot be combined with any other offer. **Not U.S.A. Gift Card Offer. \$100 Visa Gift Card is provided by Security Choice and is not sponsored by ADT Security Services. Requires mail-in redemption. Call 1-800-407-2116 for complete restrictions and redemption requirements.

dailybulletin.com

in March 2002 to determine whether their easements on the property were still valid. Also, the lawsuit would determine whether Flood Control had the right to build the storm drain on Colonies property, which necessitated the large basin to contain the water.

The county sued Upland, the San Bernardino Associated Governments and Caltrans in 2004.

Had those three agencies met their responsibilities, there never would have been a lawsuit brought by Colonies against the county and the Flood Control District stemming from the 20th Street storm drain project, said county spokesman David Wert in an emailed statement.

"That's because these three agencies had the ability to have Colonies release all of its claims, including claimed damages in connection with the basins built for the drain," Wert said. "Of course, if Colonies had released all of its claims, there would not have been the lawsuit against the county and (Flood Control) that resulted in a \$102 million settlement."

Additionally, beginning in 2000 and before the installation of the 20th Street storm drain, Caltrans was in litigation with the Colonies over the extension of the freeway, Wert said.

The court in that case found that the drain was part of the freeway project and that Caltrans would be liable for damages for the basins, he added.

"Caltrans had the opportunity to enter into a settlement with Colonies benefiting all affected agencies that would have included a global release of all of Colonies' claims and damages related to the drain and basins; unfortunately, Caltrans decided not to enter into such a settlement or to secure such a global release," Wert said.

Pay up or settle

In order to make the land buildable, the developers needed the freeway access and flood control improvements, said Upland Councilman Ken Willis, who is also a member of the San Antonio Water Co. board of directors.

"When they got all the stuff resolved, what did they do? They complained and sued everybody afterward," Willis said. "They made tens of millions of dollars, and they're upset over it because they couldn't make tens of millions more."

Superior Court Judge Peter Norell ruled in favor of the developers in September 2003, saying Flood Control no longer had rights to the property when it constructed the 20th Street storm drain that necessitated the large basin, therefore making Flood Control responsible for the cost of its construction.

However, the county appealed the decision in the 4th District Appellate Court in Riverside.

San Antonio agreed to a settlement with the developers that never reached fruition.

Norell's decision was reversed by the Appellate Court and the case was sent back to Superior Court, where Judge Christopher Warner took on the case.



Send flowers
for any occasion
Bouquets
from **\$19.99**
+s/h

ProFlowers
Offer ONLY available at:
proflowers.com/happy
or call 1.877.804.1133

Print Powered By  FormatDynamics™



Warner upheld the Colonies' claims in a tentative judgment in July 2006 and reprimanded the county for not taking responsibility for the facilities.

Four years had passed and the Colonies Partners said their costs to build the basin, damages associated with the delay of their development and attorneys fees were up to \$301million.

The county was faced with potentially paying out the \$301million or settling.

"I can only speak for myself, but it would have taken the court ruling for me to accept paying \$300million to the Colonies," Biane said in April. "But I did, and still feel today, that was what was at risk."

Willis said the Colonies really weren't willing to bend that much.

"They would make a demand, and if the county didn't accept it they'd come back and make a bigger demand, and it kept growing exponentially," he said. "They took the risk. They're good developers. They know how to get things built. They work hard. It took a lot of risk. I give them credit for that, but don't try to blame all your problems on everybody else."

Increasing costs

The county seemed always to be a jump behind the Colonies in agreeing to a figure, said Thomas, the former Upland councilman and current San Antonio Water Co. board member.

"It seemed like the county would come to a point where they thought a number made sense, but by then the Colonies project was delayed longer," Thomas said. "This was during the housing boom, the value of land was going up during that time period, so the price was going up."

After several attempts to settle, the San

Bernardino County Board of Supervisors in November 2006 approved the \$102 million settlement, which is now the center of a 29-count indictment that spells out a scheme allegedly concocted by Burum to obtain the settlement by corrupt means.

The Colonies relinquished control of the facilities to the county. Flood Control is currently completing landscaping around the basin to help purify the water with aquatic plants.

"What's ironic now is that the county settled and is doing basin improvements. From what I heard, it was about half the cost of what they were arguing about 10 years ago," Thomas said. "So everyone would have saved a ton of money if county Flood Control said we'll pay for a portion of it, you do landscaping, we'll build the basin."

The lawsuit filed by the county in 2004 against Upland, Caltrans and Sanbag has yet to be resolved.

To date, more than \$30 million has been spent by the county, Upland, Caltrans and Sanbag on the suit.

"It's a tragedy," said Thomas. "It really is tragic when you look at what could have happened as far as impact on all the agencies with legal fees

Get a FREE ADT-Monitored Home Security System.*

(With \$99 customer installation and purchase of ADT alarm monitoring services. See important terms and conditions below.)

Call Now! 1-877-835-8373



*\$99.00 Customer Installation Charge. 36-Month Monitoring Agreement required at \$35.95 per month (\$1,293.00). Form of payment must be by credit card or echeck charge to your checking or savings account. Offer applies to homeowners only. Local permit fees may be required. Satisfactory credit history required. Certain restrictions apply. Offer valid for new Security Choice - An ADT Authorized Dealer customers only and not for purchases from ADT Security Services, Inc. Other rate plans available. Cannot be combined with any other offer. **\$100 U.S.A. Gift Card Offer: \$100 U.S.A. Gift Card is provided by Security Choice and is not sponsored by ADT Security Services. Requires mail-in redemption. Call 1-877-835-8373 for complete restrictions and redemption requirements.

Print Powered By FormatDynamics™



and settlements and the county doing bonds and paying interest on the settlement.

"The sad thing is the city, Sanbag and Caltrans are still spending money fighting a suit that may or may not have any merit," Thomas said.



Send flowers
for any occasion
Bouquets
from **\$19.99**
+s/h



ProFlowers
Offer **ONLY** available at
proflowers.com/happy
or call 1.877.804.1133

Print Powered By  **FormatDynamics™**

THIS PAGE
HAS
INTENTIONALLY
BEEN LEFT
BLANK
FOR PAGINATION

California's Draft Bay Delta Conservation Plan Needs Better Integration to Be More Scientifically Credible, Report Finds

ScienceDaily (May 5, 2011) — A draft plan to conserve habitat for endangered and threatened fishes in the California Bay-Delta while continuing to divert water for agricultural and personal use in central and southern California has critical missing components, including clearly defined goals and a scientific analysis of the proposed project's potential impacts on delta species, says a new report from the National Research Council. In addition, the scientific information in the plan is fragmented and presented in an unconnected manner, making its meaning difficult to understand.

The delta region receives fresh water from the Sacramento and San Joaquin rivers and their tributaries, and water from the delta ultimately flows into the San Francisco Bay and the Pacific Ocean. Pumping stations divert water from the delta, primarily to supply Central Valley agriculture and southern California metropolitan areas. The effects of an increasing population and the operation of the engineered water-control system have substantially altered the delta ecosystem, including its fish species.

The November 2010 draft of the Bay Delta Conservation Plan (BDCP) aims to gain authorization under the federal Endangered Species Act and companion California legislation for a proposed water diversion project, such as a canal or tunnel that would take water from the northern part of the delta directly to the south while protecting the region's ecosystems. To date approximately \$150 million has been spent in developing the BDCP, which is being prepared by a steering committee of federal, state, and local agencies, environmental organizations, and other interest groups. The plan is slated for completion by 2013 and would be implemented over the next 50 years.

The draft BDCP states that the principal component of a habitat conservation plan is an "effects analysis," which the plan defines as "a systematic, scientific look at the potential impacts of a proposed project on those species and how those species would benefit from conservation actions." However, the effects analysis is still being prepared and was not included in the BDCP, resulting in a critical gap in the science. Without this analysis, it is hard to evaluate alternative mitigation and conservation actions.

The BDCP lacks clarity in its purpose, which makes it difficult to properly understand, interpret, and review the science that underlies the plan, stated the panel that wrote the report. Specifically, it is unclear whether the BDCP is exclusively a habitat conservation plan to be used as an application to "take" -- meaning to injure, harass, or kill -- listed species incidentally or whether it is intended to be a plan that achieves the co-equal goals of providing reliable water supply and protecting and enhancing the delta ecosystem. If it is the latter, a more logical sequence would be to select alternative projects or operation regimes only after the effects analysis is completed.

Furthermore, the draft BDCP combines a catalog of overwhelming detail with qualitative analyses of many separate actions that often appear disconnected and poorly integrated, the panel said. There are many scientific elements, but the science is not drawn together in an integrated fashion to support the restoration activities. The panel noted that a systematic and comprehensive restoration plan needs a clearly stated strategic view of what each scientific component is intended to accomplish and how this will be done.

"There is a strong body of solid science to support some of the actions discussed in the BDCP, but because the science is not well-integrated, we are getting less from the science than we could," said panel chair Henry Vaux, professor emeritus of resource economics at the University of California in Berkeley and Riverside. "As our report concludes, a stronger and more complete BDCP -- and the panel identified several areas for improvement -- could contribute importantly to solving the problems that beset the delta."

Email or share this story:

| [More](#)

Story Source:

The above story is reprinted (with editorial adaptations by ScienceDaily staff) from materials provided by [National Academy of Sciences](#).

Need to cite this story in your essay, paper, or report? Use one of the following formats:

APA


MLA


National Academy of Sciences (2011, May 5). California's draft Bay Delta conservation plan needs better integration to be more scientifically credible, report finds. *ScienceDaily*. Retrieved May 13, 2011, from <http://www.sciencedaily.com/releases/2011/05/110505142617.htm>

Note: If no author is given, the source is cited instead.

Disclaimer: *Views expressed in this article do not necessarily reflect those of ScienceDaily or its staff.*

Water Supplies In Western U.S. Threatened By Climate Change: Interior Department Report



By MATTHEW DALY 04/25/11 06:55 PM ET 

React



[Inspiring](#)
[Enlightening](#)
[Infuriating](#)
[Scary](#)
[Helpful](#)
[Amazing](#)
[Innovative](#)
[Adorable](#)

Follow



[Climate Change](#), [Environment](#), [U.S. Water](#), [U.S. Water Supply](#), [Climate Change Water](#), [Climate Change Water Supply](#), [U.s. Climate Change](#), [Western U.S. Climate Change](#), [Western U.S. Water](#), [Western U.S. Water Supply](#), [Green News](#)

WASHINGTON -- Climate change is likely to diminish already scarce water supplies in the Western United States, exacerbating problems for millions of water users in the West, according to a new government report.

A report released Monday by the Interior Department said annual flows in three prominent river basins – the Colorado, Rio Grande and San Joaquin – could decline by as much 8 percent to 14 percent over the next four decades. The three rivers provide water to eight states, from Wyoming to Texas and California, as well as to parts of Mexico.

The declining water supply comes as the West and Southwest, already among the fastest-growing parts of the country, continue to gain population.

Interior Secretary Ken Salazar called water the region's "lifblood" and said small changes in snowpack and rainfall levels could have a major effect on tens of millions of people.

The report will help officials understand the long-term effects of climate change on Western water supplies, Salazar said, and will be the foundation for efforts to develop strategies for sustainable water resource management.

The report notes that projected changes in temperature and precipitation are likely to alter the timing and quantity of stream flows in all Western river basins, with increased flooding possible in the winter due to early

P163

snowmelt and water shortages in the summer due to reductions in spring and summer runoffs. Changes in climate could affect water supplies to a range of users, from farms and cities to hydropower plants, fish, wildlife and recreation, the report said.

Western states are growing faster than the rest of the country, with some of the fastest growth occurring in the driest areas, such as Nevada, Arizona and Texas.

"Impacts to water are on the leading edge of global climate change," said Mike Connor, commissioner of the Bureau of Reclamation, an Interior Department agency that provides water to more than 31 million people in 17 Western states and power to 3.5 million homes.

The report "affirms the urgency of the planning we are engaged in," Connor said at a news conference Monday. "We need to take actions now to plan" for changes that are likely to occur over the next several decades.

The report addresses the expected impact of climate change on eight major rivers basins in the central and Western United States. Besides the Colorado, Rio Grande and San Joaquin, the report also looks at the Columbia, Klamath and Sacramento rivers on the West Coast; the Missouri River Basin in the Northwest and Great Plains; and the Truckee River Basin in California and Nevada.

All eight basins should see an increase in temperature of about 5 to 7 degrees Fahrenheit by the end of the century, the report says. Four basins will see an increase in overall precipitation by 2050: the Upper Colorado, Columbia, Missouri and Sacramento, while four will see a decrease: the Lower Colorado, Rio Grande, San Joaquin and Truckee.

Reductions in spring and summer runoffs could lead to a drop in water supply in 6 of the 8 basins, the report said.

Due to early snowmelt and relatively higher winter rains from warmer conditions, all but the Colorado basin could become more vulnerable to floods, the report said.

Aiguo Dai, a climate scientist with the National Center for Atmospheric Research in Boulder, Colo., said the report echoes predictions he and other researchers have made that climate change would reduce stream flow rates in Western U.S. rivers. But he said computer models used to assess global trends would not be helpful for small river basins such as the Klamath or Upper Rio Grande.

Even regional models that take local topography into account "still contain large uncertainties," Dai said.

Sen. Jeff Bingaman, D-N.M., said the report did "a solid job" cataloguing Interior's efforts to respond to climate change. Bingaman, chairman of the Senate Energy and Natural Resources Committee, sponsored a 2009 law that aims to improve water management in the West and increase analysis of water-related data. The report released Monday was prepared in response to the Secure Water Act.

"Faced with forecasts of decreased stream flows and increased temperatures, it's more important than ever for communities to actively plan for changing conditions," Bingaman said. "In arid environments like New Mexico, every drop counts, and conservation and efficient water use are essential. Having tools available to accurately monitor existing water supplies, and to accurately predict future scenarios, can provide more certainty to water users and help decrease tensions."

Associated Press writer John Flesher in Traverse City, Mich., contributed to this report.

sbsun.com

Water board president shocked to be named 63rd Assembly District Woman of the Year

By Wendy Leung Staff Writer

Posted: 05/05/2011 06:12:37 PM PDT

The president of the Cucamonga Valley Water District board was selected Woman of the Year by the 63rd Assembly District and will also be among 63 women honored later this month at Ontario's DoubleTree Hotel.

Kathy Tiegs, who has 34 years of professional experience in the water industry and six years of experience as an elected official, was nominated to represent the district by Assemblyman Mike Morrell, R-Rancho Cucamonga.

"My initial reaction was shock," Tiegs said about the honor. "To be recognized by Assemblyman Morrell, it truly left me speechless."

Morrell said Tiegs is not just active in water issues but has a prominent presence in the Chamber of Commerce and the church community.

"(Tiegs) spends a tremendous amount of her time serving her community," Morrell said. "She just has a serving heart."

Apart from her duties on the water board, Tiegs is also a volunteer for the Girl Scouts of America, PTA, America Youth Soccer Organization and the city's YMCA fundraising committee.

In March, Tiegs and other women nominated by their respective Assembly districts were honored in Sacramento. They were escorted onto the Assembly floor and greeted by various legislators.

"To have the opportunity to sit there among all the other legislators ... I kept pinching myself," Tiegs said. "And hearing about how those women have contributed in their districts ... it was truly humbling."

The water district official

was indeed on Cloud Nine.

"They had to put weights on me to bring me down," she said.

The annual Woman of the Year event is held annually and began in 1987 to mark Women's History Month. Within the 63rd Assembly District, the office also holds a luncheon recognizing 63 women of distinction, an event began by Morrell's predecessor Bill Emmerson.

Morrell said his office is finalizing the list of names for the May 20 event.

For the group of distinguished women, Morrell said he had suggested to the selection committee it pick both professional women as well as women who may be outside of the limelight.

He said one woman he nominated is a wife who decided to devote her time caring for her



Send flowers for any occasion
Bouquets from \$19.99 +s/h

ProFlowers
Offer ONLY available at
proflowers.com/happy
or call 1.877.804.1133

Print Powered By  FormatDynamics™



husband, who is suffering from Lou Gehrig's disease.

"I wanted to put a different spin on this and try to pick women who have done things that nobody ever sees," Morrell said.

wendy.leung@inlandnewspapers.com 909-483-9376




Send flowers for any occasion
Bouquets
from **\$19.99**
+s/h



ProFlowers
Offer **ONLY** available at
proflowers.com/happy
or call 1.877.804.1133

Print Powered By  **FormatDynamics™**



Some water lost from basin in Upland

By Sandra Emerson Staff Writer

Posted: 04/15/2011 09:49:11 PM PDT

UPLAND - The San Antonio Water Co. has lost more than 16million gallons of its water due to planned landscaping work at the water basin in the Colonies.

To make way for new plants and trees as part of its landscaping plan, the San Bernardino County Flood Control District needed to lower the water level inside the basin.

About 16.5million gallons of water (about 50.7 acre feet) was drained from the basin, of which about 8.5 million gallons (or 26 acre feet) was sent downstream to Prado Dam in Chino and the Santa Ana River.

The rest was captured in the Turner Basin to be sunk underground. That quantity will be credited to San Antonio by the Chino Basin Watermaster, which oversees the area's groundwater basin.

"It's unfortunate that we lost that water, but just because of the timing issue and they're under the gun to get things done. It's frustrating really for us, but we understand their needs," said Charles Moorrees, San Antonio's general manager.

Flood control's plan is to turn the basin into a multipurpose-use facility. The multipurpose basin will provide flood-control protection, water conservation, passive recreation and native habitat restoration.

The project is expected to be completed by the end of the year, said Roni Edis, a county public works spokeswoman.

The water level in the basin will need to remain around 1,510 feet or lower, Edis said.

"It can only keep at a certain level until the planting

is finished," she said.

Despite the loss, Moorrees said San Antonio will have enough water to carry it through the summer due to the rains and the snowpack.

"I think that snow on top of the mountain will help sustain our summer deliveries," he said.

On average, about two families of four use an acre-foot of water in a year. An acre-foot is about 325,851 gallons.

sandra.emerson@inlandnewspapers.com

909-483-8555

HEARTLAND QUALITY
OMAHA STEAKS
SINCE 1917

SAVE
up to **64%**

Plus, get
3 FREE Gifts

Special Code: 45069ZWN

To order: www.OmahaSteaks.com/print71
or call 1-877-605-0496

Print Powered By FormatDynamics™

THIS PAGE
HAS
INTENTIONALLY
BEEN LEFT
BLANK
FOR PAGINATION

latimes.com/news/opinion/opinionla/la-ed-fracking-20110509,0,5070483.story

latimes.com

Editorial

Something in the water

Oil companies are not saying what chemicals are used in 'fracking.' An Assembly bill would change that.

May 9, 2011

There was a time when people only said "fracking" to avoid using a more objectionable word. Now it can be found in national headlines, and if it's no longer a curse word, it is proving to be a serious new environmental curse.

Fracking is shorthand for [hydraulic fracturing](#), a rapidly growing method for extracting oil and natural gas that may (or may not) have deadly consequences. Energy companies inject a mixture of water, sand and assorted chemicals — often including diesel fuel — at high pressure into underground wells, cracking open rock formations that would otherwise trap the valuable fossil fuels. Because this was a relatively uncommon practice until recently, oil lobbyists have been [extremely successful](#) in exempting hydraulic fracturing from many


of the federal regulations that govern the release of dangerous chemicals into the environment. Today natural gas extraction is soaring and so is the practice of fracking, and the public is taking notice. It's about time.

The worry is that the chemicals used in fracking, sometimes including the carcinogen benzene, are contaminating water supplies. No one has conclusively demonstrated such contamination, but then there has been shockingly little study of the issue — and considerable evidence that political interference has discouraged regulators from thoroughly examining it. Environmental Protection Agency insiders charge that a 2004 agency study of fracking, which found that the practice posed little threat to drinking water, was seriously flawed as a result of pressure from the Bush administration and industry. The EPA is working on a new study due next year.

Complicating efforts to understand the impact of fracking is that there is no federal rule forcing oil companies to disclose what chemicals they're using. So states — including California — are taking action.

[AB 591](#) from Assemblyman Bob Wieckowski (D-Fremont) would require companies to disclose the chemicals injected into wells, which would be posted on a state website. It's patterned on a [similar bill in Texas](#) that's considered by environmental groups to be a national model, though the California version goes further. Industry officials are opposing the bill because, unlike the one in Texas (and similar

advertisement



P169

disclosure requirements approved in such states as Arkansas, Wyoming and Colorado), it doesn't allow companies to withhold information considered trade secrets.

Requiring disclosure of potentially deadly chemicals released into the environment is an extremely modest step (indeed, it should be a federal responsibility). We understand the need to protect trade secrets, and wouldn't object if Wieckowski's bill were amended to afford the disclosure protections typically granted to polluters in California. But this bill is too important to be overlooked by our distracted Legislature.

Copyright © 2011, [Los Angeles Times](#)

latimes.com/news/la-green-energy12-m,0,544819.story

latimes.com

California renewable energy gets major boost in new law

By Tiffany Hsu

Los Angeles Times Staff Writer

2:10 PM PDT, April 12, 2011

Gov. Jerry Brown signed into law Tuesday a mandate that 33% of electricity in California must come from renewable sources by 2020.

Executives at solar, wind and other clean energy companies said the new regulations could help California reclaim its green leadership position after losing ground to states such as Texas and Iowa.

"This is tremendous," said Mike Hall, chief executive of Borrego Solar. "A legislative solution provides a lot more clarity and firepower for regulators and proponents."

Brown, along with U.S. Secretary of Energy Steven Chu, signed the bill while helping dedicate a new solar panel manufacturing plant in Milpitas. The facility will produce 75 megawatts a year of panels from SunPower Corp. and is expected to create 100 jobs.


The new law, known as a renewable portfolio standard, is the most aggressive of any state. Several attempts to introduce a federal version have stalled in a divided and preoccupied Congress.

California had previously required investor-owned utilities such as Southern California Edison, Pacific Gas & Electric and San Diego Gas & Electric to generate 20% of their electricity from clean sources by 2010, with a three-year grace period.

The law signed Tuesday will also apply to municipal utilities such as the Los Angeles Department of Water and Power and the Sacramento Municipal Utility District, which manage about a quarter of the state's electricity load.

Energy activists hope the mandate will lead to even more ambitious requirements. "California can power itself entirely on clean energy resources," said Bernadette Del Chiaro, clean energy advocate with Environment California. "Mandating that the state generate a third of its electricity from renewable energy is a big down payment toward that ultimate goal." Executives said they were also looking forward to long-term stability. Government incentives lasting just one or two years at a time have characterized the renewable energy market, causing boom-bust cycles when they expire.

advertisement



"The RPS requirements allow utilities to plan to meet higher renewable energy standards and orient the market towards meeting those goals," said Russ Kanjorski, a vice president at Abound Solar.

The new mandate also requires utilities to draw some of their power from small local projects based near customers -- known as distributed generation. Often situated on rooftops and parking lots, such installations don't require the long transmission lines necessary for sprawling wind and solar plants in the deserts and mountains.

Los Angeles City Councilwoman Jan Perry said she will introduce legislation this week to launch a pilot program that would put 75 megawatts of solar on rooftops around the city.

Los Angeles could place 300 megawatts on apartment rooftops -- enough to power 30,000 homes -- within the next decade, according to a study Tuesday from the Los Angeles Business Council, the U.S. Department of Housing and Urban Development, USC and UCLA. Many panels could be situated in economically disadvantaged areas.

Copyright © 2011, [Los Angeles Times](#)

latimes.com/news/local/la-me-climate-water-20110426,0,4447240.story

latimes.com

Climate change may not dramatically affect California's precipitation or runoff

The Southwest is likely to become drier and the Columbia River Basin may become wetter, while the effect in California remains unclear, U.S. study finds.

By Bettina Boxall, Los Angeles Times

April 26, 2011

Precipitation and runoff in California's major river basin will not fall dramatically with [climate change](#), according to a new federal study that shows rising temperatures will have an uneven effect on the West's water supplies.

A [Department of Interior report](#) released Monday agrees with other analyses that have found climate models are better at predicting temperature rises and an accompanying decline in spring snowpack than they are in projecting future precipitation and stream flow levels.

Temperatures could rise 5 degrees to 7 degrees this century, increasing evaporation, and the spring snow pack will drop sharply in much of the West, changing the timing of peak runoff, which is crucial for the state's irrigated agriculture.

Some regions, such as the Columbia River Basin in the Pacific Northwest and the Missouri River Basin, are expected to grow wetter. The Southwest will probably become drier, while California is a bit of a question mark.

Precipitation and runoff in the Sacramento River watershed — a vital source of water for much of the state, including Southern California — may increase a bit by mid-century and then decline somewhat. Average annual runoff, which is key to filling reservoirs, could drop 3.6% in the century's final decades, while annual precipitation may decline 2.7%

The report suggests that the San Joaquin River, a big source of irrigation water on the east side of the San Joaquin Valley, will be more affected. Runoff in the river's upper reaches could drop by nearly 11% and precipitation by 8.6%.

Flow in the Klamath River on the Oregon border, on the other hand, could increase or remain stable.

Global warming's effects will vary along the Colorado River, which stretches from the northern Rockies to the Mexican border and is an important source of water for Imperial Valley agriculture and Southern

advertisement



California cities.

The report predicts that precipitation in the river's upper reaches will increase by a few percentage points in the mid- and late century, although that would be offset by a slight drop in runoff associated with warmer temperatures and more water consumption by plants.

Farther down the river, at Lee's Ferry, runoff could decline by 8.5% in the 2050s, the report suggests.

The greatest drop is predicted for the Rio Grande in New Mexico, where stream flow could shrink by nearly a fifth by the last quarter of the century.

"The status quo is going to change," U.S. Bureau of Reclamation Commissioner Michael L. Connor said. "We need to take action now to plan for those changes that are occurring."

bettina.boxall@latimes.com

Copyright © 2011, [Los Angeles Times](#)

Sign In or Sign Up

Like 67K

Subscribe/Manage Account Place Ad LAT Store Jobs Cars Real Estate Rentals Classifieds Custom Publishing

Los Angeles Times | LOCAL

LOCAL U.S. WORLD BUSINESS SPORTS ENTERTAINMENT HEALTH LIVING TRAVEL OPINION DEALS Weekly Ad

L.A. NOW POLITICS CRIME EDUCATION O.C. WESTSIDE NEIGHBORHOODS ENVIRONMENT OBITUARIES FINDLOCAL

IN THE NEWS: ASHTON KUTCHER | RON PAUL | SYRIA PROTESTS | BROCK LESNAR | MISSISSIPPI RIVER

Search

OIL COMPANIES SHOULD THINK WE AGREE. MORE LIKE TECHNOLOGY COMPANIES.


DO YOU AGREE?



Climate change may not dramatically affect California's precipitation or runoff

The Southwest is likely to become drier and the Columbia River Basin may become wetter, while the effect in California remains unclear, U.S. study finds.

Recommend 25 32 Share 49 (41)



Precipitation and runoff on the Sacramento River may increase a bit by mid-century and then decline somewhat, a U.S. report says. (Los Angeles Times)

By Bettina Boxall, Los Angeles Times
April 26, 2011

Precipitation and runoff in California's major river basin will not fall dramatically with climate change, according to a new federal study that shows rising temperatures will have an uneven effect on the West's water supplies.

A Department of Interior report released Monday agrees with other analyses that have found climate models are better at predicting temperature rises and an accompanying decline in spring snowpack than they are in projecting future precipitation and stream flow levels.

RELATED

Temperatures could rise 5 degrees to 7 degrees this century, increasing evaporation, and the spring snow pack will drop sharply in much of the West, changing the

L.A. Times on Facebook Like 67K

Hello Kitty theme park to debut in China in 2014
1,104 people shared this.

The disgraceful interrogation of L.A. school librarians
5,641 people shared this.

Ashton Kutcher to replace Sheen on

advertisement



University of Phoenix

Education Nation

We start by reinventing education

Learn more, visit the Education Nation Experience

Join us

In Case You Missed It...



STORY: Jonah Goldberg: Cooling on global warming



STORY: Berkeley scientists' climate data review puts them at center of national debate



STORY: Critics' review unexpectedly supports scientific consensus on global warming

STORY: California's bid to curb global warming could soon get back on track

timing of peak runoff, which is crucial for the state's irrigated agriculture.

Some regions, such as the Columbia River Basin in the Pacific Northwest and the Missouri River Basin, are expected to grow wetter. The Southwest will probably become drier, while California is a bit of a question mark.

Precipitation and runoff in the Sacramento River watershed — a vital source of water for much of the state, including Southern California — may increase a bit by mid-century and then decline somewhat. Average annual runoff, which is key to filling reservoirs, could drop 3.6% in the century's final decades, while annual precipitation may decline 2.7%

The report suggests that the San Joaquin River, a big source of irrigation water on the east side of the San Joaquin Valley, will be more affected. Runoff in the river's upper reaches could drop by nearly 11% and precipitation by 8.6%.

Flow in the Klamath River on the Oregon border, on the other hand, could increase or remain stable.

Global warming's effects will vary along the Colorado River, which stretches from the northern Rockies to the Mexican border and is an important source of water for Imperial Valley agriculture and Southern California cities.

The report predicts that precipitation in the river's upper reaches will increase by a few percentage points in the mid- and late century, although that would be offset by a slight drop in runoff associated with warmer temperatures and more water consumption by plants.

Farther down the river, at Lee's Ferry, runoff could decline by 8.5% in the 2050s, the report suggests.

The greatest drop is predicted for the Rio Grande in New Mexico, where stream flow could shrink by nearly a fifth

by the last quarter of the century.

"The status quo is going to change," U.S. Bureau of Reclamation Commissioner Michael L. Connor said. "We need to take action now to plan for those changes that are occurring."

bettina.boxall@latimes.com

Copyright © 2011, Los Angeles Times



Recommend 25

32

Share 49

(41)

« Previous Story

More Los Angeles Times — California, Southern California News

Next Story »

Undercover LAPD officer shoots man with knife



GOP lawmakers issue plan to balance California budget

LA DEALS



\$20 for a Half-Day Fishing Trip at Newport Landing Sportfishing (\$40 Value)

The Latest | NEWS AS IT HAPPENS

Stars outraged by James Durbin's elimination from 'American Idol' - *Show Tracker* 05/13/2011, 2:11 p.m.

Hines Ward, Kym Johnson fall at 'Dancing With the Stars' practice; Johnson taken to hospital - *The Fabulous Forum* 05/13/2011, 1:26 p.m.

Alex Pettyfer joins male-stripper film with Channing Tatum, Steven Soderbergh - *Ministry of Gossip* 05/13/2011, 2:03 p.m.

Can Ron Paul translate grassroots passion into widespread popularity? - *L.A. Times - Politics* 05/13/2011, 2:03 p.m.

Military says drug lord's successor arrested - *L.A. Times - World News* 05/13/2011, 1:56 p.m.

Save. Share. Connect.



RSS »



Twitter »



Facebook »



Mobile »



Alerts »

MOST VIEWED | MOST COMMENTED

Grand jury returns 6-count indictment against LAUSD police officer accused of shooting hoax

Mideast envoy George Mitchell stepping down

Mary Tyler Moore to have brain surgery for tumor

Insolvency looms for federal entitlement programs, government warns

Nightclub owner fatally shot in Rolls-Royce in Baldwin Hills

MTV coordinator was robbed of wallet before execution-style slaying, sources say

Internet growth may be associated with spread of painkiller abuse

Wisconsin Sen. Herb Kohl is latest Democrat to announce retirement

Pakistani bombings kill 80

Consumer prices rise on food and gasoline

In Case You Missed It...

The New York Times
Reprints

This copy is for your personal, noncommercial use only. You can order presentation-ready copies for distribution to your colleagues, clients or customers [here](#) or use the "Reprints" tool that appears next to any article. Visit www.nytreprints.com for samples and additional information. [Order a reprint of this article now.](#)

FROM THE
DIRECTOR OF
THE JOY LUCK CLUB

May 30, 2011

Groundwater Depletion Is Detected From Space

By **FELICITY BARRINGER**

IRVINE, Calif. — Scientists have been using small variations in the Earth's gravity to identify trouble spots around the globe where people are making unsustainable demands on groundwater, one of the planet's main sources of fresh water.

They found problems in places as disparate as North Africa, northern India, northeastern China and the Sacramento-San Joaquin Valley in California, heartland of that state's \$30 billion agricultural industry.

Jay S. Famiglietti, director of the University of California's Center for Hydrologic Modeling here, said the center's Gravity Recovery and Climate Experiment, known as Grace, relies on the interplay of two nine-year-old twin satellites that monitor each other while orbiting the Earth, thereby producing some of the most precise data ever on the planet's gravitational variations. The results are redefining the field of hydrology, which itself has grown more critical as climate change and population growth draw down the world's fresh water supplies.

Grace sees "all of the change in ice, all of the change in snow and water storage, all of the surface water, all of the soil moisture, all of the groundwater," Dr. Famiglietti explained.

Yet even as the data signals looming shortages, policy makers have been relatively wary of embracing the findings. California water managers, for example, have been somewhat skeptical of a recent finding by Dr. Famiglietti that from October 2003 to March 2010, aquifers under the state's Central Valley were drawn down by 25 million acre-feet — almost enough to fill Lake Mead, the nation's largest reservoir.

Greg Zlotnick, a board member of the Association of California Water Agencies, said that the managers feared that the data could be marshaled to someone else's advantage in California's tug of war over scarce water supplies.

“There’s a lot of paranoia about policy wonks saying, ‘We’ve got to regulate the heck out of you,’ ” he said.

There are other sensitivities in arid regions around the world where groundwater basins are often shared by unfriendly neighbors — India and Pakistan, Tunisia and Libya or Israel, Jordan, Lebanon, Syria and the Palestinian territories — that are prone to suspecting one another of excessive use of this shared resource.

Water politics was hardly on Dr. Famiglietti’s mind when he first heard about Grace. In 1992, applying for a job at the University of Texas, he was interviewed by Clark R. Wilson, a geophysicist there who described a planned experiment to measure variations in Earth’s gravitational field.

“I walked into his office and he pulled out a piece of paper saying: I’m trying to figure out how distribution of water makes the Earth wobble,” said Dr. Famiglietti. “This was 1992. I was blown away. I instantly fell in love with the guy. I said, ‘This is unbelievable, this is amazing, it opens up this whole area.’ ”

Back then the Grace experiment was still waiting in a queue of NASA projects. But he and Matt Rodell, a Ph.D. candidate under his supervision, threw themselves into investigating whether Grace would work, a so-called “proof of concept” exercise that turned out to show that Grace data was reliable and could support groundwater studies.

“It was a wide-open field we came into,” said Dr. Rodell, now a researcher at NASA’s Goddard Space Flight Center. “We were like kids in a candy store. There was so much to be done.”

When Grace was conceived by a group of scientists led by Byron D. Tapley, the director of the Center for Space Research at the University of Texas, it was the darling of geodesists, who study variations in the Earth’s size, shape and rotational axis. Climate scientists also were keenly interested in using it to study melting of ice sheets, but hydrologists paid scant attention at first.

But, Dr. Wilson recalled, “Jay jumped on the problem.”

Ten years later, the two satellites were launched from the Russian space facility at Plesetsk on the back of a used intercontinental ballistic missile in a collaboration between NASA and the German Aerospace Center and began streaming the gravity data back to Earth.

Acquiring the data for general research purposes would have been impossible before the end of the cold war because maps indicating the normal wiggles in Earth's gravitational field were used for targeting long-range missiles and were therefore classified.

For decades, groundwater measurements in the United States had been made from points on the Earth's surface — by taking real-time soundings at 1,383 of the United States Geological Survey's observation wells and daily readings at 5,908 others. Those readings are supplemented by measuring water levels in hundreds of thousands of other wells, trenches and excavations.

The two satellites, each the size of a small car, travel in polar orbits about 135 miles apart. Each bombards the other with microwaves calibrating the distance between them down to intervals of less than the width of a human hair.

If the mass below the path of the leading satellite increases — because, say, the lower Mississippi basin is waterlogged — that satellite speeds up, and the distance between the two grows. Then the mass tugs on both, and the distance shortens. It increases again as the forward satellite moves out of range while the trailing satellite is held back.

The measurements of the distance between the craft translate to a measurement of surface mass in any given region. The data is beautifully simple, Dr. Famiglietti said. From one moment to the next, "it gives you just one number," he said. "It's like getting on a scale."

Separating groundwater from other kinds of moisture affecting gravity requires a little calculation and the inclusion of information on precipitation and surface runoff obtained from surface studies or computer models.

Grace data, like the information in a corresponding visual image, has its limits. Gravitational data gets sparser as the area examined gets smaller, and in areas smaller than 75,000 square miles it gets more difficult to reach conclusions about groundwater supplies. Most aquifers are far smaller than that — California's 22,000-square-mile Central Valley overlies several different groundwater basins, for example.

Dr. Famiglietti was able to calculate the overall drawdown of groundwater and to indicate that the problem was most severe in the southern region around the city of Tulare, for example, but the data was far too sparse to make statements about, say, the Kings River Water Conservation District, which measures about 1,875 square miles.

Grace "gives a large picture," said Felix Landerer, a hydrologist at the Jet Propulsion Laboratory in Pasadena, whereas a water manager has a couple of wells to monitor in a given

district. “It’s difficult and not intuitive and not straightforward to bring these things together.”

In other areas of the world, like northern India, the novelty of the gravitational measurements — and perhaps the story they tell — has led to pushback, scientists say.

“It is odd, if you’re a hydrologist, especially a traditional hydrologist, to imagine a satellite up in the air that determines groundwater” supply levels, said John Wahr, a geophysicist at the University of Colorado.

Like Dr. Famiglietti and Dr. Rodell, Dr. Wahr and his colleague Sean Swenson faced opposition for a study on aquifer depletion in northern India. As Dr. Swenson explained, “When in a place like India you say, ‘We’re doing something that is unsustainable and needs to change,’ well, people resist change. Change is expensive.”

While Dr. Famiglietti says he wants no part of water politics, he acknowledged that this might be hard to avoid, given that his role is to make sure the best data about groundwater is available, harvesting and disseminating all of the information he can about the Earth’s water supply as aquifers dry up and shortages loom.

“Look, water has been a resource that has been plentiful,” he said. “But now we’ve got climate change, we’ve got population growth, we’ve got widespread groundwater contamination, we’ve got satellites showing us we are depleting some of this stuff.

“I think we’ve taken it for granted, and we are probably not able to do that any more.”

This article has been revised to reflect the following correction:

Correction: May 31, 2011

An earlier version of this article incorrectly referred to Matt Rodell as Dr. Modell in some references.

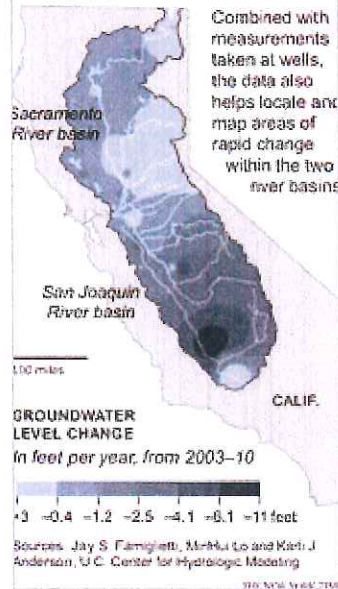
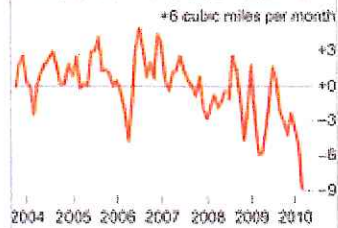
The New York Times

May 31,
2011

Sensing Groundwater

Hydrologists have used a pair of gravity-sensing satellites, known as Grace, to measure changes in the amount of groundwater in the Sacramento and San Joaquin River basins of California.

CHANGES IN GROUNDWATER STORAGE



Combined with measurements taken at wells, the data also helps locate and map areas of rapid change within the two river basins.

RECOMMEND

Close Window

Copyright 2011 The New York Times Company

THIS PAGE
HAS
INTENTIONALLY
BEEN LEFT
BLANK
FOR PAGINATION



CHINO BASIN WATERMASTER

IV. INFORMATION

3. State Water Supply Conditions

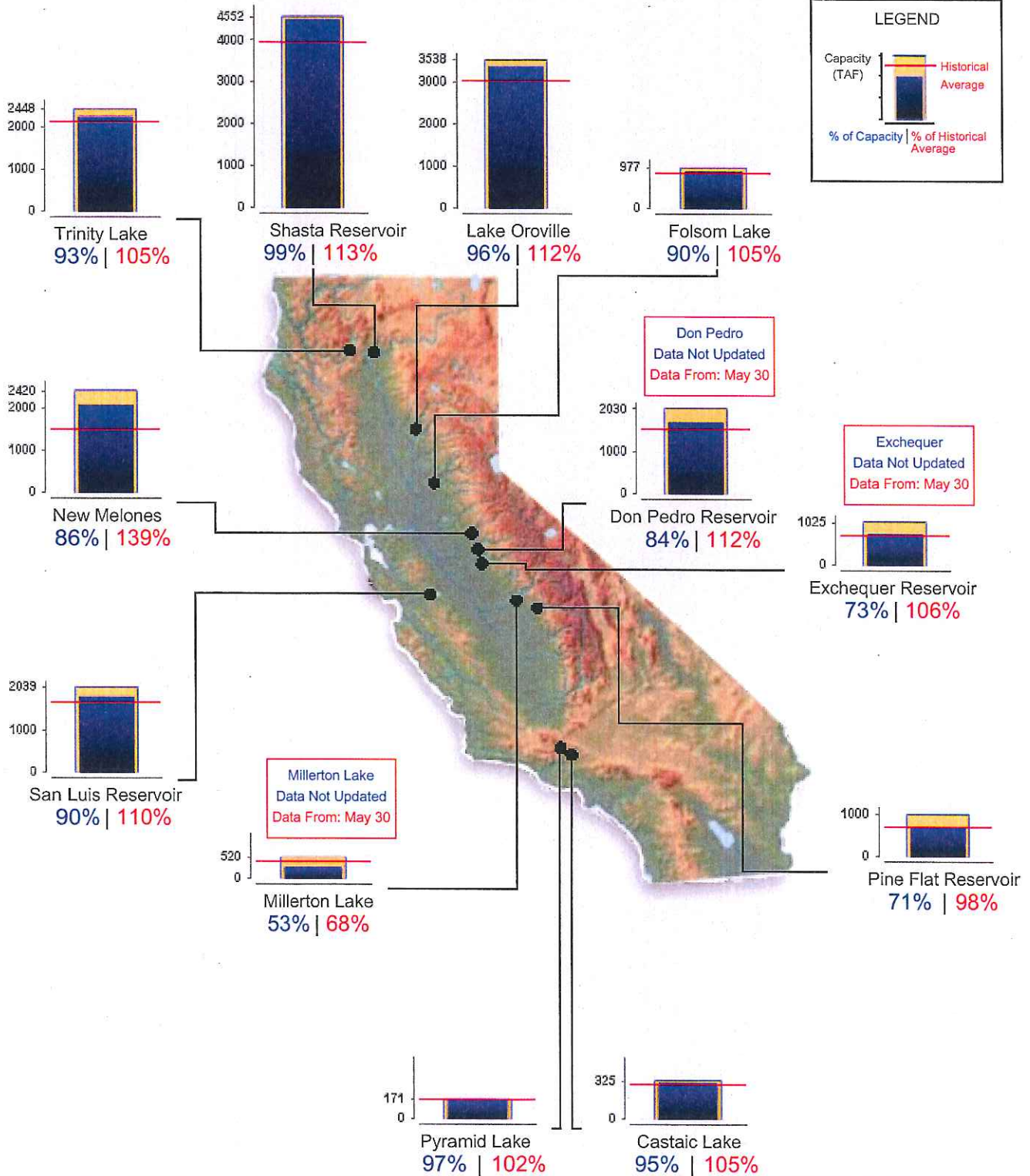




Reservoir Conditions

Ending At Midnight - May 31, 2011

CURRENT RESERVOIR CONDITIONS



THIS PAGE
HAS
INTENTIONALLY
BEEN LEFT
BLANK
FOR PAGINATION

Department of Water Resources California Data Exchange Center

Daily Reservoir Storage Summary

ENDING AT MIDNIGHT - 05/31/2011

FOR SELECTED RESERVOIRS IN NORTHERN AND SOUTHERN CALIFORNIA

Report generated: 06/01/2011 07:02

Reservoir Name	StalD	Capacity (AF)	Elevation (FT)	Water Storage			Average Storage	% of Average	Outflow (CFS)	Inflow (CFS)	Storage - Year Ago This Date
				Storage (AF)	Storage Change	% of Capacity					
TRINITY RIVER											
TRINITY LAKE	CLE	2,447,700	2,359.03	2,271,977	1,863	93	2,154,154	105	3,429	4,423	1,527,583
WHISKEYTOWN	WHI	241,100	1,209.45	239,335	1,694	99	236,716	101	614	1,468	234,908
LEWISTON	LEW	14,700	1,900.88	13,823	-155	94	13,838	100	3,806	3,731	14,053
RUSSIAN RIVER											
SONOMA(WARM SPRINGS)	WRS	381,000	449.11	239,933	-78	63	226,788	106	100	76	245,121
MENDOCINO (COYOTE)	COY	122,400	747.51	85,515	0	70	81,952	104	178	184	105,077
SACRAMENTO RIVER											
SHASTA	SHA	4,552,000	1,064.80	4,486,848	4,126	99	3,959,907	113	10,871	13,055	4,464,744
KESWICK	KES	23,800	584.90	22,445	1,186	94	22,113	102	11,109	11,709	21,732
FEATHER RIVER											
OROVILLE	ORO	3,537,600	891.15	3,399,666	2,612	96	3,042,972	112	9,215	10,646	2,493,581
ANTELOPE	ANT	22,600	5,002.47	23,003	-75	102	21,882	105	---	---	23,012
FRENCHMAN	FRD	55,477	5,586.86	53,693	15	97	42,819	125	---	---	29,348
LAKE DAVIS	DAV	84,400	5,772.64	75,160	-113	89	69,436	108	---	---	57,524
YUBA RIVER											
BULLARDS BAR	BUL	966,103	1,945.03	914,327	-1,302	95	832,025	110	---	---	902,823
ENGLEBRIGHT	ENG	70,000	527.92	70,716	0	101	68,076	104	5,069	5,069	65,433
AMERICAN RIVER											
FOLSOM	FOL	977,000	457.13	880,086	3,940	90	835,075	105	4,976	7,015	905,419
NIMBUS	NAT	9,000	122.52	7,575	67	84	8,068	94	5,002	5,038	8,148
STONY CREEK											
BLACK BUTTE	BLB	136,000	472.00	129,715	298	95	96,355	135	192	365	127,553
CALAVERAS RIVER											
NEW HOGAN	NHG	317,100	694.35	243,044	0	77	174,563	139	106	126	147,717
MOKELUMNE RIVER											
CAMANICHE	CMN	417,120	219.67	306,613	-247	74	284,813	108	1,800	1,883	352,370
PARDEE	PAR	197,950	568.05	198,835	-125	100	189,200	105	2,174	2,168	193,600
STANISLAUS RIVER											
DONNELL'S	DON	64,300	---	58,540	-12	91	59,082	99	1,393	---	58,344
BEARDSLEY	BRD	97,800	---	80,721	-161	83	80,850	100	1,828	---	75,087
TULLOCH	TUL	67,000	508.57	65,191	394	97	64,851	101	2,703	2,911	65,560
NEW MELONES	NML	2,420,000	1,060.45	2,091,766	1,365	86	1,500,123	139	2,959	3,732	1,290,558
TUOLUMNE RIVER											
HETCH HETCHY	HTH	360,400	---	---	---	---	271,648	---	---	---	204,104
DON PEDRO	DNP	2,030,000	---	---	---	---	1,531,382	---	---	---	1,902,345
MERCED RIVER											
MC CLURE (EXCHEQUER)	EXC	1,024,600	823.63	749,634	-1,119	73	713,617	105	---	---	754,124
CHOWCHILLA RIVER											
EASTMAN (BUCHANAN)	BUC	150,000	582.87	143,332	139	96	92,004	156	0	83	66,455
FRESNO RIVER											
HENSLEY (HIDDEN)	HID	90,000	523.65	66,384	-54	74	52,306	127	205	188	66,900

SAN JOAQUIN RIVER												
MILLERTON (FRIANT)	MIL	520,000	----	----	----	----	407,182	----	----	----	192,216	
SAN LUIS CREEK												
SAN LUIS	SNL	2,039,000	527.22	1,830,803	-8,346	90	1,670,058	110	----	----	1,447,635	
KINGS RIVER												
PINE FLAT	PNF	1,000,000	896.84	705,957	-195	71	722,585	98	7,212	7,153	728,160	
KAWEAH RIVER												
KAWEAH (TERMINUS)	TRM	185,600	686.04	128,090	764	69	115,966	110	1,613	2,012	144,055	
TULE RIVER												
SUCCESS	SCC	82,300	628.26	38,623	-241	47	55,780	69	606	494	38,611	
KERN RIVER												
ISABELLA	ISB	568,000	2,582.29	332,326	-264	59	293,694	113	3,961	3,889	254,486	
SOUTH COAST												
PYRAMID	PYM	171,200	2,575.23	166,350	-2,636	97	162,786	102	----	----	169,927	
CASTAIC	CAS	325,000	1,508.49	309,340	435	95	295,230	105	----	----	247,005	
Total Storage (AF)				20,429,366	Total Average Storage	18,239,684	Total % Group Average	112.01%				


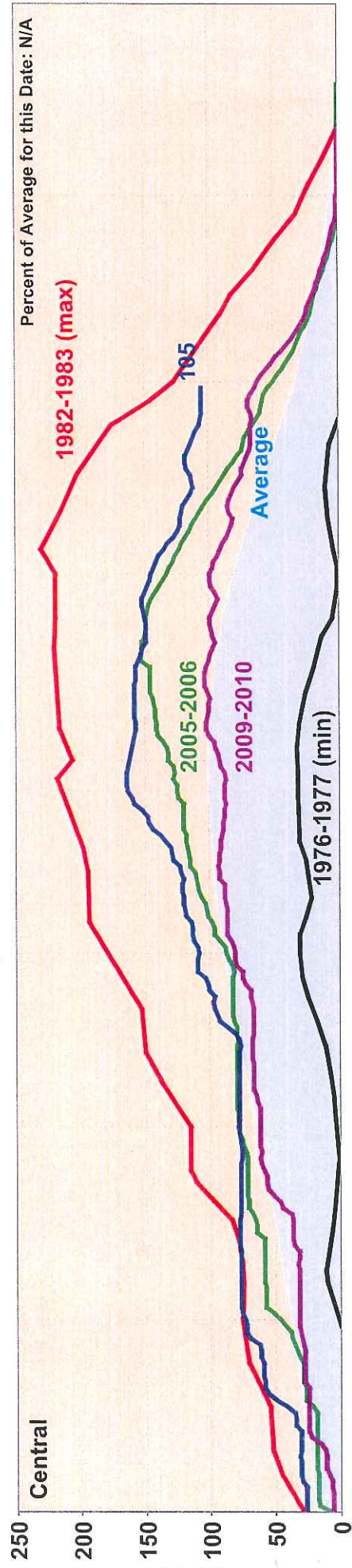
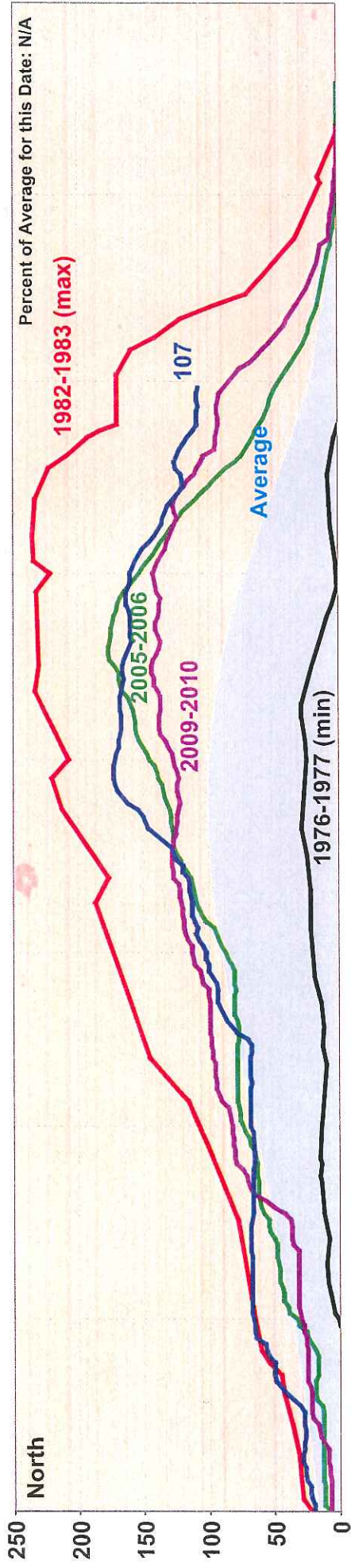
AF - Acre Feet CFS - Cubic Feet per Second

Note: Reservoir Flows are daily averages.

Report name: _____ [[Get report](#)] | [Back](#)

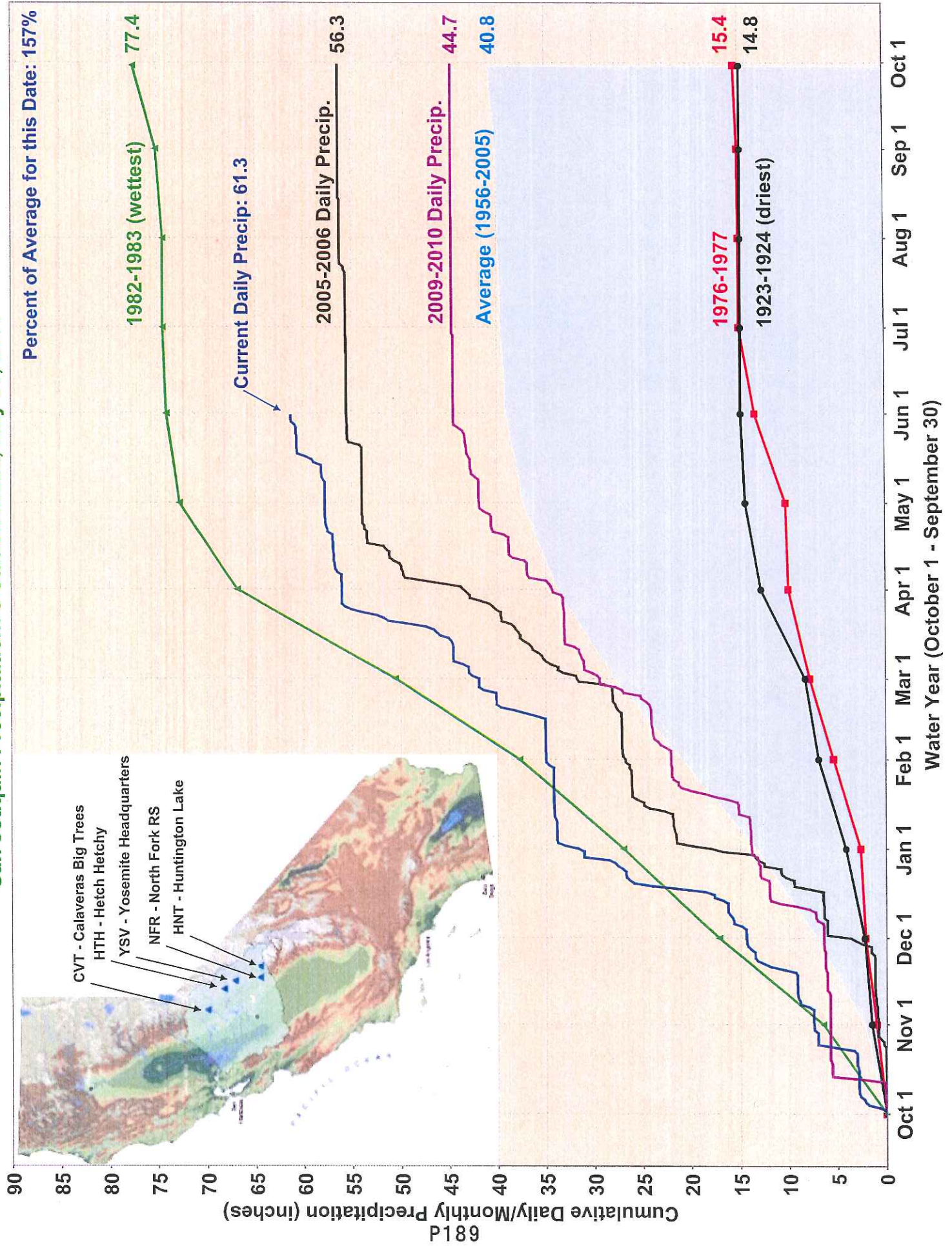
[Conditions of Use](#) | [Privacy Policy](#)
Copyright © 2010 State of California

California Snow Water Content, May 31, 2011, Percent of April 1 Average



P187

San Joaquin Precipitation: 5-Station Index, May 31, 2011



Total Water Year Precipitation

THIS PAGE
HAS
INTENTIONALLY
BEEN LEFT
BLANK
FOR PAGINATION

Northern Sierra 8-Station Precipitation (inches)

Water Year 2011

Tuesday, May 31, 2011

October Total:	7.5 "	Percent of Monthly October Average:	250%
October Monthly Average:	3.0 "		
November Total:	8.0 "	Percent of Monthly November Average:	127%
November Monthly Average:	6.3 "		
December Total:	16.4 "	Percent of Monthly December Average:	196%
December Monthly Average:	8.4 "		
January Total:	2.1 "	Percent of Monthly January Average:	23%
January Monthly Average:	9.0 "		
February Total:	8.5 "	Percent of Monthly February Average:	106%
February Monthly Average:	8.0 "		
March Total:	18.7 "	Percent of Monthly March Average:	271%
March Monthly Average:	6.9 "		
April Total:	3.2 "	Percent of Monthly April Average:	81%
April Monthly Average:	3.9 "		
May Total:	4.4 "	Percent of Monthly May Average:	210%
May Monthly Average:	2.1 "		
June Total:	"	Percent of Monthly June Average:	0%
June Monthly Average:	1.0 "		
July Total:	"	Percent of Monthly July Average:	0%
July Monthly Average:	0.2 "		
August Total:	"	Percent of Monthly August Average:	0%
August Monthly Average:	0.3 "		
September Total:	"	Percent of Monthly September Average:	0%
September Monthly Average:	0.9 "		

Total precipitation since 0800 PST Monday 05/23/2011:	1.3"
--	-------------

(Monthly totals may not add up to seasonal total because of rounding)

Seasonal Total to Date:	68.8 "	Percent of Seasonal Average to Date:	145%
Seasonal Average to Date:	47.6 "		

Water Year Average	50.0 "	Percent of an Average Water Year:	138%
---------------------------	---------------	--	-------------

Notes:

Last year seasonal total:	52.7 "		
	111 %		
Last year June 2010 total:	0.4 "	Last year May 2010 total:	4.1 "
	0.39 %		194 %

<u>Driest Water Years</u>	<u>Wettest Water Years</u>
17.1" in 1924	1983 88.5 "
19.0" in 1977	1995 85.4 "
27.7" in 1939	1982 84.8 "
28.0" in 1931	1998 82.4 "
28.3" in 1976	2006 80.1 "

March 2011 was the 3rd wettest March on record. Years of Record: 90

San Joaquin 5-Station Precipitation (inches)
Water Year 2011
Monday, May 23, 2011

October Total:	7.4 "	Percent of Monthly October Average:	370%
October Monthly Average:	2.0 "		
November Total:	7.0 "	Percent of Monthly November Average:	149%
November Monthly Average:	4.7 "		
December Total:	17.3 "	Percent of Monthly December Average:	279%
December Monthly Average:	6.2 "		
January Total:	3.3 "	Percent of Monthly January Average:	43%
January Monthly Average:	7.6 "		
February Total:	6.9 "	Percent of Monthly February Average:	100%
February Monthly Average:	6.9 "		
March Total:	14.1 "	Percent of Monthly March Average:	231%
March Monthly Average:	6.1 "		
April Total:	1.7 "	Percent of Monthly April Average:	49%
April Monthly Average:	3.5 "		
May Total:	3.0 "	Percent of Monthly May Average:	167%
May Monthly Average:	1.8 "		
June Total:	"	Percent of Monthly June Average:	0%
June Monthly Average:	0.6 "		
July Total:	"	Percent of Monthly July Average:	0%
July Monthly Average:	0.3 "		
August Total:	"	Percent of Monthly August Average:	0%
August Monthly Average:	0.2 "		
September Total:	"	Percent of Monthly September Average:	0%
September Monthly Average:	0.8 "		

Total precipitation since 0000 PST Monday 05/16/2011: 1.7"

(Monthly totals may not add up to seasonal total because of rounding)

Seasonal Total to Date:	60.7 "	Percent of Seasonal Average to Date:	158%
Seasonal Average to Date:	38.4 "		

Water Year Average	40.8 "	Percent of an Average Water Year:	149%
---------------------------	---------------	--	-------------

Notes:

Last year seasonal total:	43.3 "		
	113 %		
Last year April 2010 total:	7.6 "	Last year May 2010 total:	2.7 "
	217 %		149 %

<u>Driest Water Years</u>	<u>Driest and Wettest Aprils</u>		<u>Wettest Water Years</u>	
14.8" in 1924	2008	.26"	1983	77.4 "
15.4" in 1977	1977	.26"	1995	70.0 "
20.4" in 1987	1949	.25"	1969	67.9 "
22.3" in 1931	1967	13.1"	1982	67.5 "
23.6" in 1968	1935	11.5"	1998	65.2 "
	2006	10.4"		

March 2011 was the 6th wettest March on record.

Years of Record: 107