



CHINO BASIN WATERMASTER



NOTICE OF MEETING

Thursday, September 15, 2011

9:00 a.m. – Advisory Committee Meeting

*AT THE CHINO BASIN WATERMASTER OFFICES
9641 San Bernardino Road
Rancho Cucamonga, CA 91730
(909) 484-3888*



CHINO BASIN WATERMASTER

Thursday, September 15, 2011

9:00 a.m. – Advisory Committee Meeting

AGENDA PACKAGE



**CHINO BASIN WATERMASTER
ADVISORY COMMITTEE MEETING**

9:00 a.m. – September 15, 2011

WITH

Mr. Ken Jeske, Chair

Mr. Jeff Pierson, Vice-Chair

At The Offices Of

Chino Basin Watermaster

9641 San Bernardino Road

Rancho Cucamonga, CA 91730

AGENDA

CALL TO ORDER

AGENDA - ADDITIONS/REORDER

I. CONSENT CALENDAR

Note: All matters listed under the Consent Calendar are considered to be routine and be no separate discussion on these items prior to voting unless any members, staff, or the public requests specific items be discussed and/or removed from the Consent Calendar for separate action.

A. MINUTES

1. Minutes of the Advisory Committee Meeting held August 18, 2011 – *deferred until October*

B. FINANCIAL REPORTS

1. Cash Disbursements for the month of July 2011 *(Page 1)*
2. Watermaster VISA Check Detail for the month of July 2011 *(Page 17)*
3. Combining Schedule for the Period July 1, 2010 through July 31, 2011 *(Page 21)*
4. Treasurer's Report of Financial Affairs for the Period July 1, 2011 through July 31, 2011 *(Page 25)*
5. Budget vs. Actual July 2010 through July 2011 *(Page 29)*

II. BUSINESS ITEMS

A. APPLICATION OF THE 85/15 RULE *(For Information and Discussion) (Page35)*

B. PRESENTATION ON THE STATE OF THE BASIN REPORT *(For Information Only)*

C. GROUNDWATER MODEL UPDATE *(For Information Only)*

III. REPORTS/UPDATES

A. WATERMASTER GENERAL LEGAL COUNSEL REPORT

1. Next Court Hearing Schedule and Preparation
2. Restated Judgment Process

B. CEO/STAFF REPORT

1. Recharge Update
2. GE Injection Wells

C. INLAND EMPIRE UTILITIES AGENCY

1. MWD Update – oral
2. State and Federal Legislative Reports *(Page 39)*
3. Community Outreach/Public Relations Report *(Page 59)*
4. IEUA Monthly Water Newsletter *(Page 61)*

D. OTHER METROPOLITAN MEMBER AGENCY REPORTS

IV. INFORMATION

1. Cash Disbursements for August 2011 *(Page 65)*
2. Newspaper Articles *(Page 75)*

V. POOL MEMBER COMMENTS

VI. OTHER BUSINESS

VII. CONFIDENTIAL SESSION - POSSIBLE ACTION

Pursuant to the Advisory Committee Rules & Regulations, a Confidential Session may be held during the Watermaster Pool meeting for the purpose of discussion and possible action.

VIII. FUTURE MEETINGS

Thursday, September 15, 2011	8:00 a.m.	IEUA Dry Year Yield Meeting @ CBWM
Thursday, September 15, 2011	9:00 a.m.	Advisory Committee Meeting @ CBWM
Thursday, September 15, 2011	10:30 a.m.	Land Subsidence Committee Meeting @ CBWM
Thursday, September 22, 2011	11:00 a.m.	Watermaster Board Meeting @ CBWM
Tuesday, September 27, 2011	9:00 a.m.	GRCC Meeting @ CBWM
* Friday, October 28, 2011	10:30 a.m.	Watermaster Court Hearing @ Chino Court

*** Note:** The court hearing has changed from September 30, 2011 to **October 28, 2011**

Meeting Adjourn



CHINO BASIN WATERMASTER

I. CONSENT CALENDAR

B. FINANCIAL REPORTS

1. Cash Disbursements for the month of July 2011
2. Watermaster VISA Check Detail for the month of July 2011
3. Combining Schedule for the Period July 1, 2011 through July 31, 2011
4. Treasurer's Report of Financial Affairs for the Period July 1, 2011 through July 31, 2011
5. Budget vs. Actual July 2010 through June 2011





CHINO BASIN WATERMASTER

9641 San Bernardino Road, Rancho Cucamonga, Ca 91730
Tel: 909.484.3888 Fax: 909.484.3890 www.cbwm.org

DESI ALVAREZ, PE
Chief Executive Officer

STAFF REPORT

DATE: September 15, 2011
TO: Committee Members
SUBJECT: Cash Disbursement Report – Financial Report B1

SUMMARY

Issue – Record of cash disbursements for the month of July 2011.

Recommendation – Staff recommends the Cash Disbursements for July 2011 be received and filed as presented.

Fiscal Impact – Funds disbursed were included in the FY 2011-2012 Watermaster Budget.

BACKGROUND

A monthly cash disbursement report is provided to keep all members apprised of Watermaster expenditures.

DISCUSSION

Total cash disbursements during the month of July 2011 were \$409,013.74. The most significant expenditures during the month were Wildermuth Environmental, Inc. in the amount of \$177,936.55 (check number 15261 dated July 14, 2011), MWH Laboratories in the amount of \$34,444.00 (check number 15280 dated July 25, 2011) and the Inland Empire Utilities Agency in the amount of \$14,723.03 (check number 15290 dated July 29, 2011).

Actions:

September 8, 2011 Appropriative Pool – Approved Unanimously
September 8, 2011 Non-Agricultural Pool – Receive and file without approval
September 8, 2011 Agricultural Pool – Approved Unanimously
September 15, 2011 Advisory Committee –
September 22, 2011 Watermaster Board –

THIS PAGE
HAS
INTENTIONALLY
BEEN LEFT
BLANK
FOR PAGINATION

CHINO BASIN WATERMASTER

Cash Disbursements For The Month of

July 2011

Type	Date	Num	Name	Memo	Account	Paid Amount
Bill Pmt -Check	07/05/2011	15201	ARROWHEAD MOUNTAIN SPRING WATER	0023230253	1012 - Bank of America Gen'l Ckg	26.91
Bill	06/28/2011	0023230253		Office Water Bottles - June 2011	6031.7 - Other Office Supplies	26.91
TOTAL						
Bill Pmt -Check	07/05/2011	15202	DIRECTV	019447404	1012 - Bank of America Gen'l Ckg	86.99
Bill	06/28/2011	019447404		Monthly Service 6/19/11-7/18/11	6031.7 - Other Office Supplies	86.99
TOTAL						
Bill Pmt -Check	07/05/2011	15203	ELIE, STEVEN	6/23/11 Board Meeting	1012 - Bank of America Gen'l Ckg	125.00
Bill	06/23/2011	6/23 Board Mtg			6311 - Board Member Compensation	125.00
Bill	06/28/2011	6/28 Admin Mtg		6/28/11 Administrative Meeting	6311 - Board Member Compensation	250.00
TOTAL						
Bill Pmt -Check	07/05/2011	15204	GUARANTEED JANITORIAL SERVICE, INC.	28522	1012 - Bank of America Gen'l Ckg	865.00
Bill	06/16/2011	28522		Janitorial Service - June 2011	6024 - Building Repair & Maintenance	865.00
TOTAL						
Bill Pmt -Check	07/05/2011	15205	HAUGHEY, TOM	6/23/2011 Board Meeting	1012 - Bank of America Gen'l Ckg	125.00
Bill	06/23/2011	6/23 Board Mtg			6311 - Board Member Compensation	125.00
TOTAL						
Bill Pmt -Check	07/05/2011	15206	HOGAN LOVELLS	1973415	1012 - Bank of America Gen'l Ckg	2,521.96
Bill	06/01/2011	1973415		Non-Ag Legal Services May 2011	8567 - Non-Ag Legal Service	2,521.96
TOTAL						
Bill Pmt -Check	07/05/2011	15207	KUHN, BOB	6/02/11 Appropriative Pool Meeting	1012 - Bank of America Gen'l Ckg	125.00
Bill	06/02/2011	6/02 Appro Pool Mtg			6311 - Board Member Compensation	125.00
Bill	06/16/2011	6/16 Advisory Comm		6/16/11 Advisory Committee Meeting	6311 - Board Member Compensation	125.00
Bill	06/23/2011	6/23 Board Mtg			6311 - Board Member Compensation	125.00
Bill	06/24/2011	6/24 Admin Mtg		6/24/11 Administrative Meeting	6311 - Board Member Compensation	500.00
TOTAL						
Bill Pmt -Check	07/05/2011	15208	LANTZ, PAULA	6/23/2011 Board Meeting	1012 - Bank of America Gen'l Ckg	125.00
Bill	06/23/2011	6/23 Board Mtg			6311 - Board Member Compensation	125.00
TOTAL						
Bill Pmt -Check	07/05/2011	15209	LARRY W. WARD, ASSESSOR	9801	1012 - Bank of America Gen'l Ckg	49.38
Bill	06/23/2011	9801		parcel owner data	7101.5 - Prod Monitor-Sup&Repair	49.38
TOTAL						
Bill Pmt -Check	07/05/2011	15210	NORDBAK'S PROMOTIONAL PRODUCTS	061711	1012 - Bank of America Gen'l Ckg	152.98
Bill	06/28/2011	061711		Jackets, work shirts for staff	6154 - Uniforms	152.98
TOTAL						

CHINO BASIN WATERMASTER
Cash Disbursements For The Month of
July 2011

Type	Date	Num	Name	Memo	Account	Paid Amount
Bill Pmt -Check	07/05/2011	15211	PUMP CHECK		1012 - Bank of America Gen'l Ckg	
Bill	06/28/2011	4301		4301	7102.5 - In-line Meter-Computer	112.50
				4301	7102.8 - In-line Meter-Callib & Test	190.00
Bill	06/28/2011	4302		4302	7102.5 - In-line Meter-Computer	158.54
				4302	7102.8 - In-line Meter-Callib & Test	190.00
Bill	06/28/2011	4303		4303	7102.5 - In-line Meter-Computer	158.54
				4303	7102.8 - In-line Meter-Callib & Test	190.00
Bill	06/28/2011	4304		4304	7102.5 - In-line Meter-Computer	158.54
				4304	7102.8 - In-line Meter-Callib & Test	190.00
TOTAL						1,348.12
Bill Pmt -Check	07/05/2011	15212	PURCHASE POWER	8000909000168851	1012 - Bank of America Gen'l Ckg	
Bill	06/28/2011	8000909000168851		fed ex shipments/postage	6042 - Postage - General	2,336.40
TOTAL						2,336.40
Bill Pmt -Check	07/05/2011	15213	SAN BERNARDINO COUNTY ASSESSOR		1012 - Bank of America Gen'l Ckg	
Bill	06/29/2011			parcel owner data (fixed) & (per parcel)	7101.5 - Prod Monitor-Sup&Repair	261.49
TOTAL						261.49
Bill Pmt -Check	07/05/2011	15214	SANTA ANA WATERSHED PROJECT AUTHORITY 8601		1012 - Bank of America Gen'l Ckg	
Bill	06/16/2011	8601		Middle Santa Ana River Pathogen TMDL Task Force 8471 - Ag Pool Expense		10,342.00
TOTAL						10,342.00
Bill Pmt -Check	07/05/2011	15215	STAPLES BUSINESS ADVANTAGE		1012 - Bank of America Gen'l Ckg	
Bill	06/22/2011	8018639736		Copy paper	6031.1 - Copy Paper	191.36
Bill	06/29/2011	8018697700		12 pk disposable duster	6031.7 - Other Office Supplies	91.30
TOTAL						282.66
Bill Pmt -Check	07/05/2011	15216	THE LAWTON GROUP		1012 - Bank of America Gen'l Ckg	
Bill	06/28/2011	1VC070000017165		Week Ending 6/19/2011	6017 - Temporary Services	824.00
TOTAL						824.00
Bill Pmt -Check	07/05/2011	15217	UNITED HEALTHCARE		1012 - Bank of America Gen'l Ckg	
Bill	06/16/2011	C0024488961		Dental insurance premium	60182.2 - Dental & Vision Ins	486.89
TOTAL						486.89
Bill Pmt -Check	07/05/2011	15218	VANDEN HEUVEL, GEOFFREY		1012 - Bank of America Gen'l Ckg	
Bill	06/23/2011	6/23 Board Mtg		6/23/11 Board Meeting	6311 - Board Member Compensation	125.00
TOTAL						125.00
Bill Pmt -Check	07/05/2011	15219	VISION SERVICE PLAN		1012 - Bank of America Gen'l Ckg	
Bill	07/01/2011	001017890001		60-101789-0001 Vision Insurance Premium - July 2011	60182.2 - Dental & Vision Ins	52.93
TOTAL						52.93
Bill Pmt -Check	07/05/2011	15220	WILLIS, KENNETH		1012 - Bank of America Gen'l Ckg	

CHINO BASIN WATERMASTER

Cash Disbursements For The Month of

Type	Date	Num	Name	Memo	Account	Paid Amount
Bill	06/22/2011	6/22 Admin Mtg		6/22/11 Administrative Meeting	6311 - Board Member Compensation	125.00
Bill	06/23/2011	6/23 Board Mtg		6/23/11 Board Meeting	6311 - Board Member Compensation	125.00
TOTAL						250.00
Bill Pmt -Check	07/05/2011	15221	JESKE, KEN	6/23/2011 Board Meeting	1012 - Bank of America Gen'l Ckg	125.00
Bill	06/23/2011	6/23 Board Mtg		6/23/2011 Board Meeting	6311 - Board Member Compensation	125.00
TOTAL						250.00
Bill Pmt -Check	07/05/2011	15222	PARK PLACE COMPUTER SOLUTIONS, INC.	452	1012 - Bank of America Gen'l Ckg	3,075.00
Bill	06/30/2011	452		IT Contracted Services - June 2011	6052.1 - Park Place Comp Solutn	3,075.00
TOTAL						3,075.00
Bill Pmt -Check	07/08/2011	15223	GRAINGER	9570183120	1012 - Bank of America Gen'l Ckg	13.77
Bill	06/30/2011	9570183120		9570183120	7103.6 - Grdwtr Qual-Supplies	13.77
TOTAL						13.77
Bill Pmt -Check	07/08/2011	15224	POWERS ELECTRIC PRODUCTS CO.	7103.5	1012 - Bank of America Gen'l Ckg	1,898.60
Bill	06/30/2011	40324		40324	7104.6 - Grdwtr Level-Supplies	1,898.60
TOTAL						1,898.60
Bill Pmt -Check	07/08/2011	15225	VERIZON	012519116950792103	1012 - Bank of America Gen'l Ckg	472.83
Bill	06/30/2011	012519116950792103		012519116950792103	6022 - Telephone	472.83
Bill	06/30/2011	012561121521714508		012561121521714508	7405 - PE4-Other Expense	171.72
TOTAL						644.55
General Journal	07/09/2011	07/09/2011	Payroll and Taxes for 06/26/11-07/09/11	Payroll and Taxes for 06/26/11-07/09/11	1012 - Bank of America Gen'l Ckg	7,489.45
			Payroll Taxes for 06/26/11-07/09/11	Payroll Taxes for 06/26/11-07/09/11	1014 - Bank of America P/R Ckg	15,679.99
			Direct Deposits for 06/29/11-07/09/11	Direct Deposits for 06/29/11-07/09/11	1014 - Bank of America P/R Ckg	5,963.82
			Checks for 06/26/11-07/09/11	Checks for 06/26/11-07/09/11	1014 - Bank of America P/R Ckg	29,133.26
TOTAL						58,266.52
Bill Pmt -Check	07/13/2011	15226	CITISTREET	Payroll and Taxes for 06/12/11-06/25/11	1012 - Bank of America Gen'l Ckg	1,863.30
General Journal	06/25/2011	06/25/2011	CITISTREET	457 Employee Deductions for 06/12/11-06/25/11	2000 - Accounts Payable	1,863.30
TOTAL						3,726.60
Bill Pmt -Check	07/13/2011	15227	COMPUTER NETWORK	81714	1012 - Bank of America Gen'l Ckg	783.00
Bill	06/30/2011	81714		External hard drive	6055 - Computer Hardware	783.00
TOTAL						783.00
Bill Pmt -Check	07/13/2011	15228	DE BOOM, NATHAN	AG Pool Member Meeting Compensation	1012 - Bank of America Gen'l Ckg	25.00
Bill	06/30/2011	5/12 Ag Pool Meeting		5/12/2011 Ag Pool Meeting	8411 - Compensation	25.00
				AG Pool Member Meeting Compensation	8470 - Ag Meeting Attend -Special	100.00
TOTAL						125.00
Bill Pmt -Check	07/13/2011	15229	DURRINGTON, GLEN		1012 - Bank of America Gen'l Ckg	

CHINO BASIN WATERMASTER
Cash Disbursements For The Month of
July 2011

Type	Date	Num	Name	Memo	Account	Paid Amount	
Bill	06/30/2011	4/14 Ag Pool Meeting		4/14/11 Ag Pool Meeting	8411 - Compensation	25.00	
Bill	06/30/2011	5/12 Ag Pool Mtg		AG Pool Member Meeting Compensation	8470 - Ag Meeting Attend -Special	100.00	
Bill	06/30/2011	6/09 Ag Pool Mtg		AG Pool Member Meeting Compensation	8411 - Compensation	25.00	
Bill	06/30/2011	6/09 Ag Pool Mtg		AG Pool Member Meeting Compensation	8470 - Ag Meeting Attend -Special	100.00	
Bill	06/30/2011	6/09 Ag Pool Mtg		AG Pool Member Meeting Compensation	8411 - Compensation	25.00	
Bill	06/30/2011	6/09 Ag Pool Mtg		AG Pool Member Meeting Compensation	8470 - Ag Meeting Attend -Special	100.00	
TOTAL							375.00
Bill Pmt -Check	07/13/2011	15230	FEENSTRA, BOB		1012 - Bank of America Gen'l Ckg		
Bill	06/30/2011	4/12 Budget Wkshp		4/12/11 Budget Workshop	8470 - Ag Meeting Attend -Special	125.00	
Bill	06/30/2011	4/14 Ag Pool Mtg		4/14/11 Ag Pool Meeting	8470 - Ag Meeting Attend -Special	125.00	
Bill	06/30/2011	4/28 Board Mtg		4/28/11 Board Meeting	8470 - Ag Meeting Attend -Special	125.00	
Bill	06/30/2011	5/12 Ag Pool Mtg		5/12/11 Ag Pool Meeting	8470 - Ag Meeting Attend -Special	125.00	
Bill	06/30/2011	5/19 Advisory Comm		5/19/11 Advisory Committee Meeting	8470 - Ag Meeting Attend -Special	125.00	
Bill	06/30/2011	5/19 Budget Wkshp		5/19/11 Budget Workshop	8470 - Ag Meeting Attend -Special	125.00	
Bill	06/30/2011	5/26 Board Meeting		5/26/11 Board Meeting	8470 - Ag Meeting Attend -Special	125.00	
Bill	06/30/2011	5/09 Admin Mtg		5/09/11 Administrative Meeting	8470 - Ag Meeting Attend -Special	125.00	
Bill	06/30/2011	6/09 Ag Pool Mtg		6/09/11 Ag Pool Meeting	8470 - Ag Meeting Attend -Special	125.00	
Bill	06/30/2011	6/16 Advisory Comm		6/16/11 Advisory Committee Meeting	8470 - Ag Meeting Attend -Special	125.00	
Bill	06/30/2011	6/23 Board Mtg		6/23/11 Board Meeting	8470 - Ag Meeting Attend -Special	125.00	
TOTAL							1,375.00
Bill Pmt -Check	07/13/2011	15231	GREAT AMERICA LEASING CORP.		1012 - Bank of America Gen'l Ckg		
Bill	06/30/2011	11081251		invoice	6043.1 - Ricoh Lease Fee	2,786.53	
Bill	06/30/2011			Usage for Black Copies	6043.2 - Ricoh Usage & Maintenance Fee	282.14	
Bill	06/30/2011			Usage for Color Copies	6043.2 - Ricoh Usage & Maintenance Fee	321.64	
TOTAL							3,392.31
Bill Pmt -Check	07/13/2011	15232	GROOMAN'S PUMP & WELL DRILLING, INC.		1012 - Bank of America Gen'l Ckg		
Bill	06/30/2011	12789		12789	7102.7 - In-line Meter	440.71	
TOTAL							440.71
Bill Pmt -Check	07/13/2011	15233	HOGAN LOVELLS		1012 - Bank of America Gen'l Ckg		
Bill	06/30/2011	1979943		Non-Ag Legal Services - June 2011	8567 - Non-Ag Legal Service	2,926.38	
TOTAL							2,926.38
Bill Pmt -Check	07/13/2011	15234	HUITSING, JOHN		1012 - Bank of America Gen'l Ckg		
Bill	06/30/2011	4/14 Ag Pool Mtg		4/14/2011 Ag Pool Meeting	8411 - Compensation	25.00	
Bill	06/30/2011	5/12 Ag Pool Mtg		Ag Pool Member Compensation	8470 - Ag Meeting Attend -Special	100.00	
Bill	06/30/2011	5/12 Ag Pool Mtg		Ag Pool Member Compensation	8411 - Compensation	25.00	
Bill	06/30/2011	6/09 Ag Pool Mtg		Ag Pool Member Compensation	8470 - Ag Meeting Attend -Special	100.00	
Bill	06/30/2011	6/09 Ag Pool Mtg		Ag Pool Member Compensation	8411 - Compensation	25.00	
Bill	06/30/2011	6/09 Ag Pool Mtg		Ag Pool Member Compensation	8470 - Ag Meeting Attend -Special	100.00	
TOTAL							375.00

CHINO BASIN WATERMASTER
Cash Disbursements For The Month of
July 2011

Type	Date	Num	Name	Memo	Account	Paid Amount
Bill Pmt -Check	07/13/2011	15235	JAMES JOHNSTON	235	1012 - Bank of America Gen'l Ckg	810.00
Bill	06/30/2011	235		Website Services - June 2011	6052.3 - Website Consulting	810.00
TOTAL						
Bill Pmt -Check	07/13/2011	15236	KOOPMAN, GENE	4/14/2011 Ag Pool Meeting	1012 - Bank of America Gen'l Ckg	25.00
Bill	06/30/2011	4/14 Ag Pool Mtg		AG Pool Member Meeting Compensation	8411 - Compensation	100.00
Bill	06/30/2011	5/12 Ag Pool Mtg		AG Pool Member Meeting Compensation	8470 - Ag Meeting Attend -Special	25.00
Bill	06/30/2011	6/09 Ag Pool Mtg		AG Pool Member Meeting Compensation	8411 - Compensation	100.00
Bill	06/30/2011			AG Pool Member Meeting Compensation	8470 - Ag Meeting Attend -Special	25.00
Bill	06/30/2011			AG Pool Member Meeting Compensation	8411 - Compensation	100.00
Bill	06/30/2011			AG Pool Member Meeting Compensation	8470 - Ag Meeting Attend -Special	25.00
TOTAL						
Bill Pmt -Check	07/13/2011	15237	PIERSON, JEFFREY	4/14/11 Ag Pool Meeting	1012 - Bank of America Gen'l Ckg	25.00
Bill	06/30/2011	4/14 Ag Pool Mtg		AG Pool Member Meeting Compensation	8411 - Compensation	100.00
Bill	06/30/2011	4/21 Advisory Comm		4/21/11 Advisory Committee Meeting	8470 - Ag Meeting Attend -Special	25.00
Bill	06/30/2011	5/12 Ag Pool Mtg		AG Pool Member Meeting Compensation	8411 - Compensation	100.00
Bill	06/30/2011	5/19 Advisory Comm		5/19/11 Advisory Committee Meeting	8470 - Ag Meeting Attend -Special	25.00
Bill	06/30/2011	5/19 Budget Wkshp		5/19/11 Budget Workshop	8411 - Compensation	100.00
Bill	06/30/2011	5/28 Board Mtg		5/28/11 Board Meeting	8470 - Ag Meeting Attend -Special	25.00
Bill	06/30/2011	6/09 Ag Pool Mtg		AG Pool Member Meeting Compensation	8411 - Compensation	100.00
Bill	06/30/2011	6/16 Advisory Comm		6/16/11 Advisory Committee Meeting	8470 - Ag Meeting Attend -Special	25.00
Bill	06/30/2011	6/23 Board Mtg		6/23/11 Board Meeting	8411 - Compensation	100.00
Bill	06/30/2011			6/23/11 Board Meeting	8470 - Ag Meeting Attend -Special	25.00
TOTAL						
Bill Pmt -Check	07/13/2011	15238	PUBLIC EMPLOYEES' RETIREMENT SYSTEM	Payor #3493	1012 - Bank of America Gen'l Ckg	7,577.59
General Journal	06/25/2011	06/25/2011	PUBLIC EMPLOYEES' RETIREMENT SYSTEM	CalPERS retirement for 06/12/11-06/25/11	2000 - Accounts Payable	7,577.59
TOTAL						
Bill Pmt -Check	07/13/2011	15239	STAPLES BUSINESS ADVANTAGE	8018954522	1012 - Bank of America Gen'l Ckg	643.84
Bill	06/30/2011	8018954522		Copy paper	6031.1 - Copy Paper	81.41
				Misc. supplies, white out, glue	6031.7 - Other Office Supplies	725.25
TOTAL						
Bill Pmt -Check	07/13/2011	15240	THE LAWTON GROUP	6017	1012 - Bank of America Gen'l Ckg	824.00
Bill	06/30/2011	1VC070000017193		Week Ending 6/26/2011	6017 - Temporary Services	

CHINO BASIN WATERMASTER
Cash Disbursements For The Month of
July 2011

Type	Date	Num	Name	Memo	Account	Paid Amount
TOTAL						824.00
Bill Pmt -Check	07/13/2011	15241	VANDEN HEUVEL, ROB		1012 - Bank of America Gen'l Ckg	
Bill	06/30/2011	4/14 Ag Pool Mtg		4/14/2011 Ag Pool Meeting	8411 - Compensation	25.00
Bill	06/30/2011	5/12 Ag Pool Mtg		AG Pool Member Meeting Compensation	8470 - Ag Meeting Attend -Special	100.00
Bill	06/30/2011	6/09 Ag Pool Mtg		5/12/2011 Ag Pool Meeting	8411 - Compensation	25.00
Bill	06/30/2011	6/16 Advisory Comm		AG Pool Member Meeting Compensation	8470 - Ag Meeting Attend -Special	100.00
Bill	06/30/2011			6/09/2011 Ag Pool Meeting	8411 - Compensation	25.00
Bill	06/30/2011			AG Pool Member Meeting Compensation	8470 - Ag Meeting Attend -Special	100.00
Bill	06/30/2011			6/16/11 Advisory Committee Meeting	8411 - Compensation	25.00
Bill	06/30/2011			AG Pool Member Meeting Compensation	8470 - Ag Meeting Attend -Special	100.00
TOTAL						500.00
Bill Pmt -Check	07/13/2011	15242	AMERICAN WATER WORKS ASSOCIATION		1012 - Bank of America Gen'l Ckg	
Bill	07/12/2011	7000357554		7000357554 membership dues - D. Maurizio (9/01/11-8/31/12)	6111 - Membership Dues	231.00
TOTAL						231.00
Bill Pmt -Check	07/13/2011	15243	APPLIED COMPUTER TECHNOLOGIES		1012 - Bank of America Gen'l Ckg	
Bill	06/30/2011	2016		2016 Database Services - June 2011	6052.2 - Applied Computer Technol	1,728.70
TOTAL						1,728.70
Bill Pmt -Check	07/13/2011	15244	COMPUTER NETWORK		1012 - Bank of America Gen'l Ckg	
Bill	07/07/2011	81779		81779 Replace hard drive for Senior Engineer laptop	6055 - Computer Hardware	134.69
TOTAL						134.69
Bill Pmt -Check	07/13/2011	15245	HSBC BUSINESS SOLUTIONS		1012 - Bank of America Gen'l Ckg	
Bill	06/30/2011	7003730910002744A		7003-7309-1000-2744A Miscellaneous office and meeting supplies	6031.7 - Other Office Supplies	377.74
TOTAL						377.74
Bill Pmt -Check	07/13/2011	15246	MIJAC ALARM		1012 - Bank of America Gen'l Ckg	
Bill	07/01/2011	302876		302876 Alarm monitoring from 7/01/11-9/30/11	6026 - Security Services	147.00
TOTAL						147.00
Bill Pmt -Check	07/13/2011	15247	PAYCHEX		1012 - Bank of America Gen'l Ckg	
Bill	06/30/2011	2011063000		Payroll Services - June 2011	6012 - Payroll Services	251.12
Bill	06/30/2011	2011063000		Payroll Services - July 2011	6012 - Payroll Services	124.06
TOTAL						375.18
Bill Pmt -Check	07/13/2011	15248	PREMIERE GLOBAL SERVICES		1012 - Bank of America Gen'l Ckg	
Bill	06/30/2011	08123490		08123490 Monthly fee	6022 - Telephone	14.95
				Non-Ag meeting call	8512 - Meeting Expense	169.30
				Service fee	6022 - Telephone	4.75
TOTAL						189.00
Bill Pmt -Check	07/13/2011	15249	SAFEGUARD DENTAL & VISION		1012 - Bank of America Gen'l Ckg	
				3616296		

CHINO BASIN WATERMASTER
Cash Disbursements For The Month of

Type	Date	Num	Name	Memo	Account	Paid Amount
Bill	07/01/2011	3816286		Dental insurance premium - July 2011	60182.2 · Dental & Vision Ins	7.91
TOTAL						7.91
Bill	07/13/2011	15250	SANTA ANA WATERSHED PROJECT AUTHORITY 9012		1012 · Bank of America Gen'l Ckg	
Bill	07/01/2011	9012		FY11/12 Basin Monitoring Program Task Force	6903 · OBMP SAWPA Group	11,655.00
TOTAL						11,655.00
Bill	07/13/2011	15251	SPAM SOAP, INC		1012 · Bank of America Gen'l Ckg	
Bill	07/01/2011	55981		Semi-annual billing-spam software licenses	8054 · Computer Software	201.60
TOTAL						201.60
Bill	07/13/2011	15252	THE LAWTON GROUP		1012 · Bank of America Gen'l Ckg	
Bill	06/30/2011	1VC070000017220		Week of 6/30/11 (3 days paid-June 27, 29 & 30)	6017 · Temporary Services	484.40
Bill	07/01/2011	1VC070000017220		Week of 7/01/11 - 1 day paid, July 1st	6017 · Temporary Services	164.80
TOTAL						649.20
Bill	07/13/2011	15253	UNION 76		1012 · Bank of America Gen'l Ckg	
Bill	06/30/2011	300732989		Fuel - June 2011	6175 · Vehicle Fuel	283.79
TOTAL						283.79
Bill	07/13/2011	15254	VERIZON BUSINESS		1012 · Bank of America Gen'l Ckg	
Bill	06/30/2011	07144471		Internet dialed charges service 6/01/11-6/30/11	6053 · Internet Expense	19.95
Bill	07/15/2011	07144471		Service period 8/01/11-8/31/11	6053 · Internet Expense	1,517.90
TOTAL						1,537.85
Bill	07/13/2011	15255	WESTERN DENTAL SERVICES, INC.		1012 · Bank of America Gen'l Ckg	
Bill	07/12/2011	002483		Dental insurance premium - August 2011	60182.2 · Dental & Vision Ins	28.88
TOTAL						28.88
Bill	07/13/2011	15256	YUKON DISPOSAL SERVICE		1012 · Bank of America Gen'l Ckg	
Bill	07/01/2011	08-k2 213849		Service for July 2011	6024 · Building Repair & Maintenance	142.88
TOTAL						142.88
Bill	07/14/2011	15257	CUCAMONGA VALLEY IAAP		1012 · Bank of America Gen'l Ckg	
Bill	07/13/2011			July 20, 2011 Cucamonga Valley IAAP Chapter Mtg	6192 · Training & Seminars	50.00
Bill				Fee for Wilson & Molino-July 20, 2011 IAAP Mtg		50.00
TOTAL						100.00
Bill	07/14/2011	15258	GRAINGER		1012 · Bank of America Gen'l Ckg	
Bill	06/30/2011	9573776821			7103.6 · Grdwtr Qual-Supplies	20.07
Bill	06/30/2011	9573776839			7103.6 · Grdwtr Qual-Supplies	48.21
TOTAL						68.28
Bill	07/14/2011	15259	PETTY CASH		1012 · Bank of America Gen'l Ckg	
Bill	06/30/2011			Breakfast for new CEO meeting	6141.3 · Admin Meetings	65.07
Bill				Conf. reimbursement-Molino, travel-Avarex to WA	6191 · Conferences - General	258.29

CHINO BASIN WATERMASTER
Cash Disbursements For The Month of
July 2011

Type	Date	Num	Name	Memo	Account	Paid Amount
				Mileage reimbursement for Molino- Ag Pool Mtg	6173 - Mileage Reimbursements	16.83
				Supplies for 5/19 and 6/16 DYY meetings	7604 - PE3&9-Supplies	19.75
				Supplies for 5/19 & 6/16 Advisory Committee Mtgs	6212 - Meeting Expense	19.75
				Lunch-Ben Pak & Andy Campbell-Recharge Issues	7204 - Comp Recharge-Supplies	34.25
				Misc. office supplies - cleaning supplies for office	6031.7 - Other Office Supplies	69.70
				Groundwater level supplies	7104.6 - Grdwtr Level-Supplies	11.95
TOTAL						495.59
				012519116950792103	1012 - Bank of America Gen'l Ckg	424.56
				01256112152174508	6022 - Telephone	158.01
					7405 - PE4-Other Expense	582.57
				2011178 - OBMP Engineering Services	1012 - Bank of America Gen'l Ckg	7,312.28
				2011179 - OBMP Engineering Services	6906 - OBMP Engineering Services	1,766.95
				2011180 - OBMP Engineering Services	6906 - OBMP Engineering Services	510.05
				2011181 - OBMP Engineering Services	6906 - OBMP Engineering Services	5,723.75
				2011182 - OBMP Engineering Services	6906 - OBMP Engineering Services	468.75
				2011183 - OBMP Engineering Services	6906 - OBMP Engineering Services	3,422.50
				2011184 - Grdwtr Qual-Engineering	7103.3 - Grdwtr Qual-Engineering	312.50
				2011185 - Grdwtr Qual-Engineering	7103.3 - Grdwtr Qual-Engineering	4,462.50
				2011186 - Grdwtr Level-Engineering	7104.3 - Grdwtr Level-Engineering	225.00
				2011187 - Grdwtr Level-Engineering	7104.3 - Grdwtr Level-Engineering	75.00
				2011188 - Grdwtr Level-Engineering	7104.3 - Grdwtr Level-Engineering	4,195.22
				2011189 - Grdwtr Level-Engineering	7104.3 - Grdwtr Level-Engineering	818.75
				2011190 - Grdwtr Level-Engineering	7104.3 - Grdwtr Level-Engineering	2,512.50
				2011191 - Grdwtr Level-Engineering	7104.3 - Grdwtr Level-Engineering	9,018.75
				2011192 - Grd Level-Engineering	7107.2 - Grd Level-Engineering	750.00
				2011193 - Grd Level-Engineering	7107.2 - Grd Level-Engineering	600.00
				2011194 - Grd Level-Engineering	7107.2 - Grd Level-Engineering	10,239.80
				2011195 - Grd Level-Cap Equip Exte	7107.8 - Grd Level-Cap Equip Exte	1,851.66
				2011196 - Grd Level-Contract Svcs	7107.6 - Grd Level-Contract Svcs	18,032.90
				2011197 - Grd Level-Engineering	7107.2 - Grd Level-Engineering	4,125.00
				2011198 - Hydraulic Control-Engineering	7108.3 - Hydraulic Control-Engineering	862.50
				2011199 - Hydraulic Control-Engineering	7108.3 - Hydraulic Control-Engineering	8,170.74
				2011200 - Hydraulic Control-Engineering	7108.3 - Hydraulic Control-Engineering	875.00
				2011201 - Hydraulic Control-Engineering	7108.3 - Hydraulic Control-Engineering	488.75
				2011202 - Hydraulic Control-Engineering	7108.3 - Hydraulic Control-Engineering	175.00
				2011203 - Hydraulic Control-Engineering	7108.3 - Hydraulic Control-Engineering	545.20
				2011204 - Hydraulic Control-Engineering	7108.3 - Hydraulic Control-Engineering	93.75
				2011205 - Hydraulic Control-Engineering	7108.3 - Hydraulic Control-Engineering	343.75
				2011206 - Hydraulic Control-Engineering	7108.3 - Hydraulic Control-Engineering	487.50
				2011207 - Hydraulic Control-Engineering	7108.3 - Hydraulic Control-Engineering	19,307.50
				2011208 - PE3&5-Engineering	7303 - PE3&5-Engineering	1,215.00

CHINO BASIN WATERMASTER

Cash Disbursements For The Month of July 2011

Type	Date	Num	Name	Memo	Account	Paid Amount
Bill	05/31/2011	2011209		2011209 - PE4-Engineering	7402 - PE4-Engineering	3,300.00
Bill	05/31/2011	2011210		2011210 - PE4-Engineering	7402 - PE4-Engineering	1,500.00
Bill	05/31/2011	2011211		2011211 - PE6&7-Engineering	7502 - PE6&7-Engineering	967.50
Bill	05/31/2011	2011212		2011212 - OBMP - Watermaster Model Update	6906.1 - OBMP - Watermaster Model Update	18,085.00
Bill	05/31/2011	2011213		2011213 - OBMP - Watermaster Model Update	6906.1 - OBMP - Watermaster Model Update	36,725.00
Bill	05/31/2011	2011214		2011214 - OBMP - Watermaster Model Update	6906.1 - OBMP - Watermaster Model Update	8,387.50
TOTAL						177,936.55
Bill Pmt -Check	07/20/2011	15262	BANK OF AMERICA	XXXX-XXXX-XXXX-9341	1012 - Bank of America Gen'l Ckg	1,613.79
Bill	06/30/2011	XXXX-XXXX-XXXX-9341		Travel expenses for D. Alvarez to Wash, D.C.	6191 - Conferences - General	1,456.31
				Truck ramps, turbidometer & buffer solution	7103.6 - Grdwtr Qual-Supplies	643.43
				Work shirts, jackets for staff	6154 - Uniforms	118.43
				Tech support	6057 - Computer Maintenance	328.00
				Lunch for 6/23 Board meeting	6312 - Meeting Expenses	4,161.96
TOTAL						302.50
Bill Pmt -Check	07/20/2011	15263	REID & HELLNER	175929	1012 - Bank of America Gen'l Ckg	302.50
Bill	06/30/2011	175929		175929 - Ag Pool Legal Services	8467.1 - Frank B. & Associates	
TOTAL						302.50
Bill Pmt -Check	07/20/2011	15264	CALPERS	1741	1012 - Bank of America Gen'l Ckg	5,431.25
Bill	07/20/2011	1741		CalPERS Medical Premium - August 2011	60182.1 - Medical Insurance	5,431.25
TOTAL						5,431.25
Bill Pmt -Check	07/20/2011	15265	CITISTREET	Payroll and Taxes for 06/26/11-07/09/11	1012 - Bank of America Gen'l Ckg	1,863.30
General Journal	07/09/2011	07/09/2011	CITISTREET	457 Retirement Deductions for 06/26/11-07/09/11	2000 - Accounts Payable	1,863.30
TOTAL						1,863.30
Bill Pmt -Check	07/20/2011	15266	CORELOGIC INFORMATION SOLUTIONS	80247117	1012 - Bank of America Gen'l Ckg	62.50
Bill	06/30/2011	80247117		80247117	7103.7 - Grdwtr Qual-Computer Svc	62.50
TOTAL						125.00
Bill Pmt -Check	07/20/2011	15267	CUCAMONGA VALLEY WATER DISTRICT	Lease Due August 1, 2011	1012 - Bank of America Gen'l Ckg	5,844.00
Bill	07/18/2011			Lease Due August 1, 2011	1422 - Prepaid Rent	5,844.00
TOTAL						5,844.00
Bill Pmt -Check	07/20/2011	15268	ESRI	Quotation #25472736	1012 - Bank of America Gen'l Ckg	2,804.64
Bill	07/20/2011	Quotation #25472736		ESRI maintenance	6054 - Computer Software	2,804.64
TOTAL						2,804.64
Bill Pmt -Check	07/20/2011	15269	GUARANTEED JANITORIAL SERVICE, INC.	28549	1012 - Bank of America Gen'l Ckg	865.00
Bill	07/20/2011	28549		Janitorial Service - July 2011	6024 - Building Repair & Maintenance	865.00
TOTAL						865.00

CHINO BASIN WATERMASTER
Cash Disbursements For The Month of

Type	Date	Num	Name	Memo	Account	Paid Amount
Bill Pmt -Check	07/20/2011	15270	PAK, BEN	100	1012 - Bank of America Gen'l Ckg	10,000.00
Bill	07/20/2011	100		Engineering Consulting Services	6901 - WM Staff Salaries	10,000.00
TOTAL						
Bill Pmt -Check	07/20/2011	15271	PITNEY BOWES CREDIT CORPORATION	6684246	1012 - Bank of America Gen'l Ckg	551.37
Bill	07/13/2011	6664246		Lease charges	6044 - Postage Meter Lease	551.37
TOTAL						
Bill Pmt -Check	07/20/2011	15272	PRE-PAID LEGAL SERVICES, INC.	111802	1012 - Bank of America Gen'l Ckg	51.80
Bill	07/20/2011	111802		July 2011	60194 - Other Employee Insurance	51.80
TOTAL						
Bill Pmt -Check	07/20/2011	15273	PUBLIC EMPLOYEES' RETIREMENT SYSTEM	Payor #3493	1012 - Bank of America Gen'l Ckg	6,804.22
General Journal	07/09/2011	07/09/2011	PUBLIC EMPLOYEES' RETIREMENT SYSTEM	CalPERS Retirement for 06/26/11-07/09/11	2000 - Accounts Payable	6,804.22
TOTAL						
Bill Pmt -Check	07/20/2011	15274	STAULA, MARY L		1012 - Bank of America Gen'l Ckg	136.61
Bill	07/31/2011				60182.4 - Retiree Medical	136.61
TOTAL						
Bill Pmt -Check	07/20/2011	15275	THE LAWTON GROUP	6017	1012 - Bank of America Gen'l Ckg	659.20
Bill	07/20/2011	1VC070000017247		Week Ending 7/10/11	6017 - Temporary Services	659.20
TOTAL						
Bill Pmt -Check	07/20/2011	15276	VERIZON WIRELESS	0992015645	1012 - Bank of America Gen'l Ckg	344.54
Bill	07/20/2011	0992015645		Monthly service	6022 - Telephone	344.54
TOTAL						
General Journal	07/23/2011	07/23/2011	Payroll and Taxes for 07/10/11-07/23/11	Payroll and Taxes for 07/10/11-07/23/11	1012 - Bank of America Gen'l Ckg	7,746.79
				Payroll Taxes for 07/10/11-07/23/11	1014 - Bank of America P/R Ckg	-14.30
				Payroll Taxes for 07/10/11-07/23/11	1014 - Bank of America P/R Ckg	347.86
				Payroll Taxes for 07/10/11-07/23/11	1014 - Bank of America P/R Ckg	214.65
				Checks for 07/10/11-07/23/11	1014 - Bank of America P/R Ckg	5,972.71
				Direct Deposits for 07/10/11-07/23/11	1014 - Bank of America P/R Ckg	17,733.69
TOTAL						32,001.40
Bill Pmt -Check	07/25/2011	15277	BROWN & CALDWELL	19264	1012 - Bank of America Gen'l Ckg	200.00
Bill	07/15/2011	19264		Place ad for Senior Environmental Engineer	6016 - New Employee Search Costs	200.00
TOTAL						
Bill Pmt -Check	07/25/2011	15278	DGO AUTO DETAILING		1012 - Bank of America Gen'l Ckg	75.00
Bill	06/30/2011			Wash 3 trucks	6177 - Vehicle Repairs & Maintenance	75.00
Bill	07/20/2011			Wash 3 trucks	6177 - Vehicle Repairs & Maintenance	75.00
TOTAL						150.00

CHINO BASIN WATERMASTER

Cash Disbursements For The Month of July 2011

Type	Date	Num	Name	Memo	Account	Paid Amount	
Bill	07/25/2011	15279	HALL, PETE	1/13/11 Ag Pool Meeting	1012 - Bank of America Gen'l Ckg	25.00	
Bill	06/30/2011	1/13 Ag Pool Mtg		AG Pool Member Meeting Compensation	8411 - Compensation	100.00	
Bill	06/30/2011	1/20 Advisory Comm		1/20/11 Advisory Committee Meeting	8411 - Compensation	25.00	
Bill	06/30/2011	1/27 Board Meeting		AG Pool Member Meeting Compensation	8470 - Ag Meeting Attend -Special	100.00	
Bill	06/30/2011	2/10 Ag Pool Mtg		1/27/11 Board Meeting	8411 - Compensation	25.00	
Bill	06/30/2011	3/10 Ag Pool Mtg		AG Pool Member Meeting Compensation	8470 - Ag Meeting Attend -Special	100.00	
Bill	06/30/2011	4/14 Ag Pool Mtg		2/10/11 Ag Pool Meeting	8411 - Compensation	25.00	
Bill	06/30/2011	6/16 Advisory Comm		AG Pool Member Meeting Compensation	8470 - Ag Meeting Attend -Special	100.00	
Bill	06/30/2011			3/10/11 Ag Pool Meeting	8411 - Compensation	25.00	
Bill	06/30/2011			AG Pool Member Meeting Compensation	8470 - Ag Meeting Attend -Special	100.00	
Bill	06/30/2011			4/14/11 Ag Pool Meeting	8411 - Compensation	25.00	
Bill	06/30/2011			AG Pool Member Meeting Compensation	8470 - Ag Meeting Attend -Special	100.00	
Bill	06/30/2011			6/16/11 Advisory Committee Meeting	8411 - Compensation	25.00	
Bill	06/30/2011			AG Pool Member Meeting Compensation	8470 - Ag Meeting Attend -Special	100.00	
TOTAL							875.00
Bill	07/25/2011	15280	MWH LABORATORIES	L0057385 - Hydraulic Control-Lab Svcs	1012 - Bank of America Gen'l Ckg	1,525.00	
Bill	06/30/2011	L0057385		L0057717 - Hydraulic Control-Lab Svcs	7108.4 - Hydraulic Control-Lab Svcs	2,065.00	
Bill	06/30/2011	L0057717		L0057715 - Hydraulic Control-Lab Svcs	7108.4 - Hydraulic Control-Lab Svcs	2,065.00	
Bill	06/30/2011	L0057715		L0057714 - Hydraulic Control-Lab Svcs	7108.4 - Hydraulic Control-Lab Svcs	615.00	
Bill	06/30/2011	L0057714		L0058714 - Hydraulic Control-Lab Svcs	7108.4 - Hydraulic Control-Lab Svcs	2,065.00	
Bill	06/30/2011	L0058714		L0058710 - Hydraulic Control-Lab Svcs	7108.4 - Hydraulic Control-Lab Svcs	615.00	
Bill	06/30/2011	L0058710		L0061247 - Hydraulic Control-Lab Svcs	7108.4 - Hydraulic Control-Lab Svcs	2,065.00	
Bill	06/30/2011	L0061247		L0061246 - Hydraulic Control-Lab Svcs	7108.4 - Hydraulic Control-Lab Svcs	1,525.00	
Bill	06/30/2011	L0061246		L0059727 - Hydraulic Control-Lab Svcs	7108.4 - Hydraulic Control-Lab Svcs	615.00	
Bill	06/30/2011	L0059727		L0059728 - Hydraulic Control-Lab Svcs	7108.4 - Hydraulic Control-Lab Svcs	2,065.00	
Bill	06/30/2011	L0059728		L0057716 - Hydraulic Control-Lab Svcs	7108.4 - Hydraulic Control-Lab Svcs	1,532.00	
Bill	06/30/2011	L0057716		L0060253 - Hydraulic Control-Lab Svcs	7108.4 - Hydraulic Control-Lab Svcs	1,830.00	
Bill	06/30/2011	L0060253		L0060252 - Hydraulic Control-Lab Svcs	7108.4 - Hydraulic Control-Lab Svcs	1,770.00	
Bill	06/30/2011	L0060252		L0061266 - Hydraulic Control-Lab Svcs	7108.4 - Hydraulic Control-Lab Svcs	615.00	
Bill	06/30/2011	L0061266		L0061267 - Hydraulic Control-Lab Svcs	7108.4 - Hydraulic Control-Lab Svcs	2,065.00	
Bill	06/30/2011	L0061267		L0061268 - Hydraulic Control-Lab Svcs	7108.4 - Hydraulic Control-Lab Svcs	1,770.00	
Bill	06/30/2011	L0061268		L0061272 - Hydraulic Control-Lab Svcs	7108.4 - Hydraulic Control-Lab Svcs	1,830.00	
Bill	06/30/2011	L0061272		L0061250 - Hydraulic Control-Lab Svcs	7108.4 - Hydraulic Control-Lab Svcs	1,532.00	
Bill	06/30/2011	L0061250		Folder 368920 - Hydraulic Control-Lab Svcs	7108.4 - Hydraulic Control-Lab Svcs	615.00	
Bill	06/30/2011	Folder: 368920		Folder 368919 - Hydraulic Control-Lab Svcs	7108.4 - Hydraulic Control-Lab Svcs	2,065.00	
Bill	06/30/2011	Folder: 368919		Folder 369049 - Hydraulic Control-Lab Svcs	7108.4 - Hydraulic Control-Lab Svcs	1,770.00	
Bill	06/30/2011	Folder: 369049		Folder 369158 - Hydraulic Control-Lab Svcs	7108.4 - Hydraulic Control-Lab Svcs	1,830.00	
Bill	06/30/2011	Folder: 369158				34,444.00	
TOTAL							34,444.00
Bill	07/29/2011	15281	ARROWHEAD MOUNTAIN SPRING WATER	0023230253	1012 - Bank of America Gen'l Ckg	11.95	
Bill	07/26/2011	0023230253		Office Water Bottle - July 2011	6031.7 - Other Office Supplies		

CHINO BASIN WATERMASTER
Cash Disbursements For The Month of
July 2011

Type	Date	Num	Name	Memo	Account	Paid Amount
TOTAL						11.95
Bill Pmt -Check	07/29/2011	15282	COMPUTER NETWORK	81892	1012 - Bank of America Gen'l Ckg	
Bill	07/26/2011	81892		Service and labor to repair color printer 1TB Server Hard Drive	6057 - Computer Maintenance 6055 - Computer Hardware	99.00 398.68 497.68
TOTAL						3,509.60
Bill Pmt -Check	07/29/2011	15283	DC LAW	13175	1012 - Bank of America Gen'l Ckg	
Bill	06/30/2011	13175		13175 - Ag Pool Legal Services	8467 - Ag Legal & Technical Services	3,509.60
TOTAL						86.99
Bill Pmt -Check	07/29/2011	15284	DIRECTV	019447404	1012 - Bank of America Gen'l Ckg	
Bill	07/26/2011	019447404		Monthly service for 7/18/11-8/18/11	6031.7 - Other Office Supplies	86.99
TOTAL						196.71
Bill Pmt -Check	07/29/2011	15285	GLOBAL PRESENTER.COM	52589	1012 - Bank of America Gen'l Ckg	
Bill	07/26/2011	52589		Polycom Power Supply - spare parts	6055 - Computer Hardware	196.71
TOTAL						2,099.25
Bill Pmt -Check	07/29/2011	15286	INLAND EMPIRE UTILITIES AGENCY	1800001924	1012 - Bank of America Gen'l Ckg	
Bill	06/30/2011	1800001924		Support services for Turner Basin/Guastl Park	7202 - Comp Recharge-Engineering	2,099.25
TOTAL						793.10
Bill Pmt -Check	07/29/2011	15287	THE LAWTON GROUP	6017	1012 - Bank of America Gen'l Ckg	
Bill	07/26/2011	1VC070000017272		Week Ending 7/17/11	6017 - Temporary Services	793.10
TOTAL						399.10
Bill Pmt -Check	07/29/2011	15288	UNITED HEALTHCARE	0024802914	1012 - Bank of America Gen'l Ckg	
Bill	07/26/2011	0024802914		Dental insurance premium - August 2011	60182.2 - Dental & Vision Ins	399.10
TOTAL						55.05
Bill Pmt -Check	07/29/2011	15289	VISION SERVICE PLAN	00-101789-0001	1012 - Bank of America Gen'l Ckg	
Bill	07/26/2011	001017890001		Vision insurance premium - August 2011	60182.2 - Dental & Vision Ins	55.05
TOTAL						14,723.03
Bill Pmt -Check	07/29/2011	15290	INLAND EMPIRE UTILITIES AGENCY	1800001928	1012 - Bank of America Gen'l Ckg	
Bill	06/30/2011	1800001928		Supp. Env. Project (SEP) Cost Share-Water Softener 6909 - OBMP Other Expenses		14,723.03
TOTAL						225.00
Bill Pmt -Check	07/29/2011	15291	PUMP CHECK	4311	1012 - Bank of America Gen'l Ckg	
Bill	07/11/2011	4311		4311 4311 4311	7102.5 - In-line Meter-Computer 7102.8 - In-line Meter-Callb & Test	1,900.00 1,900.00 2,125.00
TOTAL						14,723.03
General Journal	07/31/2011	07/31/2011	Wage Works Direct Debits for July 2011	Wage Works Direct Debits for July 2011	1012 - Bank of America Gen'l Ckg	

TOTAL 14

CHINO BASIN WATERMASTER
Cash Disbursements For The Month of
July 2011

Type	Date	Num	Name	Memo	Account	Paid Amount
				Wage Works Direct Debits for July 2011	1012 - Bank of America Gen'l Ckg	495.40
				Wage Works Direct Debits for July 2011	1012 - Bank of America Gen'l Ckg	76.25
TOTAL						571.65
Total Disbursements:						499,013.74

THIS PAGE
HAS
INTENTIONALLY
BEEN LEFT
BLANK
FOR PAGINATION



CHINO BASIN WATERMASTER

9641 San Bernardino Road, Rancho Cucamonga, Ca 91730
Tel: 909.484.3888 Fax: 909.484.3890 www.cbwm.org

DESI ALVAREZ, PE
Chief Executive Officer

STAFF REPORT

DATE: September 15, 2011
TO: Committee Members
SUBJECT: VISA Check Detail Report – Financial Report B2

SUMMARY

Issue – Record of VISA credit card payment disbursed for the month of July 2011.

Recommendation – Staff recommends the VISA Check Detail Report for July 2011 be received and filed as presented.

Fiscal Impact – Funds disbursed were included in the FY 2011-2012 Watermaster Budget.

BACKGROUND

A monthly VISA Check Detail report is provided to keep all members apprised of Watermaster expenditures charged against the CEO and/or CFO's Bank of America VISA card.

DISCUSSION

Total cash disbursement during the month of July 2011 was \$4,161.96. The monthly charges for July 2011 were for routine and customary expenditures and properly documented with receipts.

Actions:

September 8, 2011 Appropriative Pool – Approved Unanimously
September 8, 2011 Non-Agricultural Pool – Receive and file without approval
September 8, 2011 Agricultural Pool – Approved Unanimously
September 15, 2011 Advisory Committee –
September 22, 2011 Watermaster Board –

THIS PAGE
HAS
INTENTIONALLY
BEEN LEFT
BLANK
FOR PAGINATION

CHINO BASIN WATERMASTER
 VISA Check Detail Report
 July 2011

Type	Num	Date	Name	Memo	Account	Paid Amount
Bill Pmt -Check	15262	07/20/2011	BANK OF AMERICA	XXXX-XXXX-XXXX-9341	1012 · Bank of America Gen'l Ckg	
Bill	XXXX-XXXX-XXXX-9341	06/30/2011		Travel expenses for D. Alvarez to Wash. D.C.	6191 · Conferences - General	1,613.79
				Purchase truck ramps, turbidometer and buffer solution for gw quality	7103.6 · Grdwtr Qual-Supplies	1,458.31
				Purchase work shirts w/logo, jackets w/logo for staff	6154 · Uniforms	643.43
				Tech support	6057 · Computer Maintenance	116.43
				Lunch for 6/23 Board meeting	6312 · Meeting Expenses	328.00
				Total Disbursements:		4,161.96

TOTAL

THIS PAGE
HAS
INTENTIONALLY
BEEN LEFT
BLANK
FOR PAGINATION



CHINO BASIN WATERMASTER

9641 San Bernardino Road, Rancho Cucamonga, Ca 91730
Tel: 909.484.3888 Fax: 909.484.3890 www.cbwm.org

DESI ALVAREZ, PE
Chief Executive Officer

STAFF REPORT

DATE: September 15, 2011
TO: Committee Members
SUBJECT: Combining Schedule of Revenue, Expenses and Changes in Working Capital for the Period July 1, 2011 through July 31, 2011 - Financial Report B3

SUMMARY

Issue – Record of Revenue, Expenses and Changes in Working Capital for the Period July 1, 2011 through July 31, 2011.

Recommendation – Staff recommends the Combining Schedule of Revenue, Expenses and Changes in Working Capital for the Period July 1, 2011 through July 31, 2011 be received and filed as presented.

Fiscal Impact – Funds disbursed were included in the FY 2011-2012 Watermaster Budget.

BACKGROUND

A Combining Schedule of Revenue, Expenses and Changes in Working Capital for the period July 1, 2011 through July 31, 2011 is provided to keep all members apprised of the FY 2011/2012 cumulative Watermaster revenues, expenditures and changes in working capital for the period listed.

DISCUSSION

The Combining Schedule of Revenue, Expenses and Changes in Working Capital has been created from various financial reports and statements created from QuickBooks Enterprise Solutions 9.0, the Watermaster accounting system. The Combining Schedule provided balances to the supporting documentation in the Watermaster accounting system as presented.

Actions:

September 8, 2011 Appropriative Pool – Approved Unanimously
September 8, 2011 Non-Agricultural Pool – Receive and file without approval
September 8, 2011 Agricultural Pool – Approved Unanimously
September 15, 2011 Advisory Committee –
September 22, 2011 Watermaster Board –

THIS PAGE
HAS
INTENTIONALLY
BEEN LEFT
BLANK
FOR PAGINATION

CHINO BASIN WATERMASTER
 COMBINING SCHEDULE OF REVENUE, EXPENSES AND CHANGES IN WORKING CAPITAL
 FOR THE PERIOD JULY 1, 2011 THROUGH JULY 31, 2011

	WATERMASTER ADMINISTRATION	OPTIMUM BASIN MANAGEMENT	POOL ADMINISTRATION & SPECIAL PROJECTS			GROUNDWATER OPERATIONS		EDUCATION FUNDS	GRAND TOTALS	BUDGET 2011-2012
			APPROPRIATIVE POOL	AG POOL	NON-AG POOL	GROUNDWATER REPLENISHMENT	SB222 FUNDS			
Administrative Revenues:										
Administrative Assessments										\$6,097,177
Interest Revenue										150,010
Mutual Agency Project Revenue	111,000								111,000	411,000
Grant Income										0
Miscellaneous Income										0
Total Revenues	111,000								111,000	6,658,187
Administrative & Project Expenditures:										
Watermaster Administration	87,974								87,974	425,107
Watermaster Board-Advisory Committee	17,767								17,767	155,297
Pool Administration				10,026	6,666				20,718	503,822
Optimum Basin Mgmt Administration	120,389								120,389	1,161,401
OBMP Project Costs	312,087								312,087	4,166,221
Debt Service	556,431								556,431	450,964
Education Funds Use										375
Mutual Agency Project Costs										10,000
Total Administrative/OBMP Expenses	1,094,647		4,026	10,026	6,666				1,115,365	6,873,187
Net Administrative/OBMP Expenses	(1,094,647)									
Allocate Net Admin Expenses To Pools	1,094,647		752,735	304,550	37,362					
Allocate Net OBMP Expenses To Pools										
Allocate Debt Service to App Pool										
Agricultural Expense Transfer*			314,576	(314,576)						
Total Expenses	1,071,337				44,028				1,115,365	6,873,187
Net Administrative Income	(960,337)				(44,028)				(1,004,365)	(215,000)
Other Income/(Expense)										0
Replenishment Water Assessments										0
Non-Ag Stored Water Purchases										0
Interest Revenue										0
MWD Water Purchases										0
Non-Ag Stored Water Purchases										0
MWD Water Purchases										0
Groundwater Replenishment										0
Net Other Income										0
Net Transfers To/(From) Reserves	(960,337)				(44,028)				(1,004,365)	(215,000)
Working Capital, July 1, 2011	6,933,949		475,807	282,721	10,580		630		7,861,937	
Working Capital, End Of Period	5,973,612		475,807	238,693	10,580		630		6,857,572	6,857,572
09/10 Assessable Production	78,733,238		31,854,766	3,907,911					114,495,915	
09/10 Production Percentages	68.765%		27.822%	3.413%					100.000%	

*Fund balance transfer as agreed to in the Peace Agreement.

NS-AdministrationMeetings - Agencies & Mutuals 2011 Staff Letter 20110908 Combining Schedule B3 July 2011.xls July 2010-Jul 2011

THIS PAGE
HAS
INTENTIONALLY
BEEN LEFT
BLANK
FOR PAGINATION



CHINO BASIN WATERMASTER

9641 San Bernardino Road, Rancho Cucamonga, Ca 91730
Tel: 909.484.3888 Fax: 909.484.3890 www.cbwm.org

DESI ALVAREZ, PE
Chief Executive Officer

STAFF REPORT

DATE: September 15, 2011
TO: Committee Members
SUBJECT: Treasurer's Report of Financial Affairs for the Period July 1, 2011 through July 31, 2011 - Financial Report B4

SUMMARY

Issue – Record of increases or decreases in the cash position, assets and liabilities of Watermaster for the Period of July 1, 2011 through July 31, 2011.

Recommendation – Staff recommends the Treasurer's Report of Financial Affairs for the Period July 1, 2011 through July 31, 2011 be received and filed as presented.

Fiscal Impact – Funds disbursed were included in the FY 2011-2012 Watermaster Budget.

BACKGROUND

A Treasurer's Report of Financial Affairs for the Period July 1, 2011 through July 31, 2011 is provided to keep all members apprised of the total cash in banks (Bank of America and LAIF) and on hand at the Watermaster office (petty cash) at the end of the period stated. The Treasurer's Report details the change (increase or decrease) in the overall cash position of Watermaster, as well as the changes (increase or decrease) to the assets and liabilities section of the balance sheet. The report also provides a detailed listing of all deposits and/or withdrawals in the California State Treasurer's Local Agency Investment Fund (LAIF), the most current effective yield as of the last quarter, and the ending balance in LAIF as of the reporting date.

DISCUSSION

The Treasurer's Report of Financial Affairs has been created from various financial reports and statements created from QuickBooks Enterprise Solutions 9.0, the Watermaster accounting system. The Treasurer's Report provided, balances to the supporting documentation in the Watermaster accounting system, as well as the supporting bank statements.

Actions:

September 8, 2011 Appropriative Pool – Approved Unanimously
September 8, 2011 Non-Agricultural Pool – Receive and file without approval
September 8, 2011 Agricultural Pool – Approved Unanimously
September 15, 2011 Advisory Committee –
September 22, 2011 Watermaster Board –

THIS PAGE
HAS
INTENTIONALLY
BEEN LEFT
BLANK
FOR PAGINATION

CHINO BASIN WATERMASTER
 TREASURER'S REPORT OF FINANCIAL AFFAIRS FOR THE PERIOD
 JULY 1 THROUGH JULY 31, 2011

DEPOSITORIES:		
Cash on Hand - Petty Cash	\$	500
Bank of America		
Governmental Checking-Demand Deposits	\$	1,272,533
Zero Balance Account - Payroll	\$	-
Local Agency Investment Fund - Sacramento		
TOTAL CASH IN BANKS AND ON HAND		7/31/2011
TOTAL CASH IN BANKS AND ON HAND		6/30/2011
PERIOD INCREASE (DECREASE)		\$ 1,145,356

CHANGE IN CASH POSITION DUE TO:

Decrease/(Increase) in Assets:		
Accounts Receivable	\$	1,443,119
Assessments Receivable		-
Prepaid Expenses, Deposits & Other Current Assets		30,808
(Decrease)/Increase in Liabilities		666,097
Accounts Payable		9,696
Accrued Payroll, Payroll Taxes & Other Current Liabilities		(1,004,365)
Transfer to/(from) Reserves		
PERIOD INCREASE (DECREASE)	\$	1,145,356

SUMMARY OF FINANCIAL TRANSACTIONS:

Balances as of 6/30/2011										
Deposits	\$	500	\$	141,906	\$	-	\$	7,031,766	\$	7,174,172
Transfers		-	1,539,641		-		14,729		1,554,369	
Withdrawals/Checks		-	(70,824)		70,824		-		-	
		-	(338,190)		(70,824)		-		(409,014)	
Balances as of 7/31/2011	\$	500	\$	1,272,533.41	\$	-	\$	7,046,495	\$	8,319,528
PERIOD INCREASE OR (DECREASE)	\$	-	\$	1,130,627	\$	-	\$	14,729	\$	1,145,356

**CHINO BASIN WATERMASTER
TREASURER'S REPORT OF FINANCIAL AFFAIRS FOR THE PERIOD
JULY 1 THROUGH JULY 31, 2011**

INVESTMENT TRANSACTIONS

Effective Date	Transaction	Depository	Activity	Redeemed	Days to Maturity	Interest Rate(*)	Maturity Yield
7/15/2011	Interest	L.A.I.F.	\$ 14,729				
TOTAL INVESTMENT TRANSACTIONS			\$ 14,729				

* The earnings rate for L.A.I.F. is a daily variable rate; 0.48% was the effective yield rate at the Quarter ended June 30, 2011.

**INVESTMENT STATUS
July 31, 2011**

Financial Institution	Principal Amount	Number of Days	Interest Rate	Maturity Date
Local Agency Investment Fund	\$ 7,046,495			
TOTAL INVESTMENTS	\$ 7,046,495			

Funds on hand are sufficient to meet all foreseen and planned Administrative and project expenditures during the next six months.

All investment transactions have been executed in accordance with the criteria stated in Chino Basin Watermaster's Investment Policy.

Respectfully submitted,

Joseph S. Joswiak
Chief Financial Officer
Chino Basin Watermaster



CHINO BASIN WATERMASTER

9641 San Bernardino Road, Rancho Cucamonga, Ca 91730
Tel: 909.484.3888 Fax: 909.484.3890 www.cbwm.org

DESI ALVAREZ, PE
Chief Executive Officer

STAFF REPORT

DATE: September 15, 2011
TO: Committee Members
SUBJECT: Budget vs. Actual Report for the Period July 1, 2011 through July 31, 2011 - Financial Report - B5

SUMMARY

Issue – Record of revenues and expenses of Watermaster for the Period of July 1, 2011 through July 31, 2011.

Recommendation – Staff recommends the Budget vs. Actual Report for the Period July 1, 2011 through July 31, 2011 be received and filed as presented.

Fiscal Impact – Funds disbursed were included in the FY 2011-2012 Watermaster Budget.

BACKGROUND

A Budget vs. Actual Report for the period July 1, 2011 through July 31, 2011 is provided to keep all members apprised of the total revenues and expenses for the current fiscal year. The expense section is categorized into four distinct sections. Those sections are: General and Administrative Expenses; Optimal Basin Management Program Expenses; Project Expenses; and Other Income/Expenses.

DISCUSSION

The Budget vs. Actual report has been created from QuickBooks Enterprise Solutions 9.0, the Watermaster accounting system. The Budget vs. Actual report provided, balances to the supporting documentation in the Watermaster accounting system, as well as the supporting bank statements.

There were no budget transfers for the month of July 2011.

For the Year-To-Date (YTD) one month period ending July 31, 2011 of the fiscal year, all categories were at or below the projected budget, including category 6900 (Optimum Basin Mgmt Plan).

If you recall during the Budget Workshops, the Watermaster legal expenses are now being allocated to the specific areas of activity. For example, the legal meeting expenses related to the Appropriative, Agricultural, and Non-Agricultural Pools as well as the Advisory Committee and Board are shown in those specific areas. General ledger accounts have been created and the expenses are appropriately categorized. This provides a clearer picture of the actual costs associated with each individual group.

Also, a new category for Watermaster Legal Services (6070) was established for fiscal year 2011/2012. These expenses are associated with administrative legal services for Watermaster. The detail of account 6070 is listed below:

	<u>Jul '11 - Jul '11</u>	<u>Budget</u>	<u>\$ Over Budget</u>	<u>% of Budget</u>
6070 · Watermaster Legal Services				
6071 · BHFS Legal - Court Coordination	0.00	3,258.37	-3,258.37	0.0%
6072 · BHFS Legal - Restated Judgment	8,153.16	10,400.00	-2,246.84	78.4%
6073 · BHFS Legal - Personnel Matters	0.00	822.88	-822.88	0.0%
6074 · BHFS Legal - Interagency Issues	0.00	2,858.37	-2,858.37	0.0%
6075 · BHFS Legal - Replenishmnt Water	8,871.30	0.00	8,871.30	100.0%
6078 · BHFS Legal - Miscellaneous	4,307.50	4,740.00	-432.50	90.88%
Total 6070 · Watermaster Legal Services	<u>21,331.96</u>	<u>22,079.62</u>	<u>-747.66</u>	<u>96.61%</u>

OBMP Engineering Services and Legal Costs:

Within the category 6900 (Optimum Basin Mgmt Plan) are the remaining Watermaster's legal expenses. Within the legal expense category, some individual line item activities were above the budget (\$957) while the majority of line item activities were below the budget (\$10,662). Above the budget line item was the South Archibald Plume (formerly known as the Ontario Airport Plume) of \$957. The individual legal projects/activities that were below budget for the Y-T-D period were the Chino Airport Plume of (\$773), the Desalter Negotiations of (\$2,762), the Santa Ana River Water Rights Application of (\$1,736), the Paragraph 31 Motion of (\$2,132), the Regional Water Quality Control Board of (\$1,146) and the Recharge Master Plan of (\$2,113). For the one month period, the cumulative Y-T-D budget was \$21,697 and actual legal expenses totaled \$11,992 which resulted in an (Under) budget variance of (\$9,705) or 44.7%.

	<u>Jul '11 - Jul' 11</u>	<u>Budget</u>	<u>\$ Over Budget</u>	<u>% of Budget</u>
6900 · Optimum Basin Mgmt Plan				
6901 · WM Staff Salaries	21,298.24	18,082.63	3,215.61	117.78%
6903 · OBMP SAWPA Group	11,655.00	11,655.00	0.00	100.0%
6906 · OBMP Engineering Services				
6906.1 · OBMP - Watermaster Model Update	54,188.09	51,002.53	3,185.56	106.25%
6906 · OBMP Engineering Services - Other	13,912.50	21,350.75	-7,438.25	65.16%
Total 6906 · OBMP Engineering Services	68,100.59	72,353.28	-4,252.69	94.12%
6907 · OBMP Legal Fees				
6907.3 · WM Legal Counsel				
6907.30 · Peace II - CEQA	0.00	0.00	0.00	0.0%
6907.31 · S. Archibald Plume-Formerly OIA	3,009.15	2,052.12	957.03	146.64%
6907.32 · Chino Airport Plume	1,366.20	2,139.62	-773.42	63.85%
6907.33 · Desalter Negotiations	2,856.60	5,618.75	-2,762.15	50.84%
6907.34 · Santa Ana River Water Rights	357.88	2,093.75	-1,735.87	17.09%
6907.35 · Paragraph 31 Motion	4,401.90	6,533.35	-2,131.45	67.38%
6907.36 · Santa Ana River Habitat	0.00	0.00	0.00	0.0%
6907.37 · Water Auction	0.00	0.00	0.00	0.0%
6907.38 · Reg. Water Quality Cntrl Board	0.00	1,145.87	-1,145.87	0.0%
6907.39 · Recharge Master Plan	0.00	2,113.37	-2,113.37	0.0%
6907.3 · WM Legal Counsel - Other	0.00	0.00	0.00	0.0%
Total 6907.3 · WM Legal Counsel	11,991.73	21,696.83	-9,705.10	55.27%
Total 6907 · OBMP Legal Fees	11,991.73	21,696.83	-9,705.10	55.27%
6909 · OBMP Other Expenses				
6909.1 · OBMP Meetings	171.81	0.00	171.81	100.0%
6909.4 · Printing	0.00	0.00	0.00	0.0%
6909.5 · Ad Hoc Litigation Committee	0.00	0.00	0.00	0.0%
6909 · OBMP Other Expenses - Other	0.00	2,083.37	-2,083.37	0.0%
Total 6909 · OBMP Other Expenses	171.81	2,083.37	-1,911.56	8.25%
Total 6900 · Optimum Basin Mgmt Plan	113,217.37	125,871.11	-12,653.74	89.95%

The OBMP Implementation Projects (accounts 7100's – 7700's) were all under budget as of July 31, 2011.

Other Income and Expense:

At the time of the July financial closing, the July 2011 invoicing for the MWD replenishment water from the Inland Empire Utilities Agency had not yet been received by Watermaster. After the close of July's accounting period, the invoices for \$3,587,956.10 or 8,497.30 AF of replenishment water was received and billings to Niagara Bottling and Fontana Water Company were issued. These charges from IEUA and invoices to Niagara Bottling and Fontana Water Company will be reflected in the August 2011 financials.

With the exceptions previously noted, there were no other unusual or significant transactions or events during the month of July. Looking ahead, the month of August should provide positive financial results with the categories being at or below budget.

Actions:

- September 8, 2011 Appropriative Pool – Approved Unanimously
- September 8, 2011 Non-Agricultural Pool – Receive and file without approval
- September 8, 2011 Agricultural Pool – Approved Unanimously
- September 15, 2011 Advisory Committee –
- September 22, 2011 Watermaster Board –

	1/12th of the Total Budget For The Month of July 2011			1/12th (8.34%) of the Total Budget Year-To-Date as of July 31, 2011			100% of the Total Budget Fiscal Year End as of June 30, 2012		
	Actual	Budget	% of Budget \$ Over(Under)	Actual	Budget	% of Budget \$ Over(Under)	Projected	Budget	% of Budget \$ Over(Under)
Income									
4010 - Local Agency Subsidies	111,000.00	111,000.00	100.0%	111,000.00	111,000.00	100.0%	411,000.00	411,000.00	100.0%
4110 - Admin Asmnts-Approp Pool	0.00	0.00	0.0%	0.00	0.00	0.0%	5,840,178.00	5,840,178.00	100.0%
4120 - Admin Asmnts-Non-Agri Pool	0.00	0.00	0.0%	0.00	0.00	0.0%	256,999.00	256,999.00	100.0%
4700 - Non Operating Revenues	0.00	0.00	0.0%	0.00	0.00	0.0%	150,010.00	150,010.00	100.0%
4900 - Miscellaneous Income	0.00	0.00	0.0%	0.00	0.00	0.0%	0.00	0.00	0.0%
Total Income	111,000.00	111,000.00	100.0%	111,000.00	111,000.00	100.0%	6,658,187.00	6,658,187.00	100.0%
Gross Profit	111,000.00	111,000.00	100.0%	111,000.00	111,000.00	100.0%	6,658,187.00	6,658,187.00	100.0%
Expense									
6010 - Salary Costs	36,889.17	39,618.10	93.11%	36,889.17	39,618.10	93.11%	472,976.00	472,976.00	100.0%
6020 - Office Building Expense	7,903.59	9,151.00	86.37%	7,903.59	9,151.00	86.37%	103,369.00	103,369.00	100.0%
6030 - Office Supplies & Equip.	2,714.87	3,125.00	86.89%	2,714.87	3,125.00	86.89%	25,500.00	25,500.00	100.0%
6040 - Postage & Printing Costs	3,867.21	4,365.00	88.6%	3,867.21	4,365.00	88.6%	66,180.00	66,180.00	100.0%
6050 - Information Services	10,458.22	13,835.00	75.59%	10,458.22	13,835.00	75.59%	148,020.00	148,020.00	100.0%
6060 - Contract Services	3,880.00	4,000.00	97.0%	3,880.00	4,000.00	97.0%	34,000.00	34,000.00	100.0%
6070 - Watermaster Legal Services	21,331.96	22,079.62	96.61%	21,331.96	22,079.62	96.61%	202,565.00	202,565.00	100.0%
6080 - Insurance	17,709.97	19,036.00	93.03%	17,709.97	19,036.00	93.03%	19,036.00	19,036.00	100.0%
6110 - Dues and Subscriptions	12,841.00	13,510.00	95.05%	12,841.00	13,510.00	95.05%	30,000.00	30,000.00	100.0%
6140 - WM Admin Expenses	0.00	250.00	0.0%	0.00	250.00	0.0%	3,000.00	3,000.00	100.0%
6150 - Field Supplies	0.00	100.00	0.0%	0.00	100.00	0.0%	1,600.00	1,600.00	100.0%
6170 - Travel & Transportation	716.00	1,600.00	44.75%	716.00	1,600.00	44.75%	21,970.00	21,970.00	100.0%
6190 - Conferences & Seminars	600.00	1,375.00	43.64%	600.00	1,375.00	43.64%	17,500.00	17,500.00	100.0%
6200 - Advisory Comm - WM Board	4,431.47	4,504.25	98.39%	4,431.47	4,504.25	98.39%	54,051.00	54,051.00	100.0%
6300 - Watermaster Board Expenses	13,335.32	13,437.13	99.24%	13,335.32	13,437.13	99.24%	101,246.00	101,246.00	100.0%
8300 - Appr PI-WM & Pool Admin	4,025.68	4,190.00	96.08%	4,025.68	4,190.00	96.08%	50,280.00	50,280.00	100.0%
8400 - Agr Pool-WM & Pool Admin	5,148.41	5,319.01	96.79%	5,148.41	5,319.01	96.79%	63,829.00	63,829.00	100.0%
8467 - Ag Legal & Technical Services	3,152.50	17,583.37	17.93%	3,152.50	17,583.37	17.93%	211,000.00	211,000.00	100.0%
8470 - Ag Meeting Attend -Special	1,725.00	1,000.00	172.5%	1,725.00	1,000.00	172.5%	12,000.00	12,000.00	100.0%
8471 - Ag Pool Expense	0.00	0.00	0.0%	0.00	0.00	0.0%	65,000.00	65,000.00	100.0%
8500 - Non-Ag PI-WM & Pool Admin	6,666.26	8,476.12	78.65%	6,666.26	8,476.12	78.65%	101,713.00	101,713.00	100.0%
6600 - Education Funds Use Expns	0.00	0.00	0.0%	0.00	0.00	0.0%	375.00	375.00	100.0%
9400 - Depreciation Expense	0.00	0.00	0.0%	0.00	0.00	0.0%	0.00	0.00	0.0%
9500 - Allocated G&A Expenditures	-30,938.02	-60,049.88	51.52%	-30,938.02	-60,049.88	51.52%	-720,599.00	-720,599.00	100.0%
6900 - Optimum Basin Mgmt Plan	113,218.14	125,871.11	89.95%	113,218.14	125,871.11	89.95%	935,026.00	935,026.00	100.0%
6950 - Mutual Agency Projects	0.00	0.00	0.0%	0.00	0.00	0.0%	10,000.00	10,000.00	100.0%
9501 - G&A Expenses Allocated-OBMP	7,170.38	18,031.25	39.77%	7,170.38	18,031.25	39.77%	216,375.00	216,375.00	100.0%
7101 - Production Monitoring	11,143.26	11,741.63	94.9%	11,143.26	11,741.63	94.9%	104,900.00	104,900.00	100.0%
7102 - In-line Meter Installation	2,940.51	5,530.25	53.17%	2,940.51	5,530.25	53.17%	66,363.00	66,363.00	100.0%
7103 - Gdwtr Quality Monitoring	16,307.36	16,996.63	95.95%	16,307.36	16,996.63	95.95%	203,960.00	203,960.00	100.0%
7104 - Gdwtr Level Monitoring	23,566.93	27,023.61	87.21%	23,566.93	27,023.61	87.21%	276,432.00	276,432.00	100.0%
7105 - Sur Wtr Qual Monitoring	0.00	316.00	0.0%	0.00	316.00	0.0%	3,592.00	3,592.00	100.0%

	1/12th of the Total Budget			1/12th (8.34%) of the Total Budget			100% of the Total Budget		
	Actual	Budget	% of Budget	Actual	Budget	% of Budget	Projected	Budget	% of Budget
7107 - Ground Level Monitoring	10,262.50	49,214.25	20.85%	10,262.50	49,214.25	20.85%	904,443.00	904,443.00	100.0%
7108 - Hydraulic Control Monitoring	11,936.15	38,315.26	31.15%	11,936.15	38,315.26	31.15%	459,784.00	459,784.00	100.0%
7109 - Recharge & Well Monitoring Prog	0.00	5,580.00	0.0%	0.00	5,580.00	0.0%	11,160.00	11,160.00	100.0%
7200 - PE2- Comp Recharge Prgm	190,458.17	252,732.49	75.36%	190,458.17	252,732.49	75.36%	1,341,785.00	1,341,785.00	100.0%
7300 - PE3&5-Water Supply/Desalts	14,600.84	19,741.91	73.96%	14,600.84	19,741.91	73.96%	93,368.00	93,368.00	100.0%
7400 - PE4- Mgmt Plan	4,359.52	6,188.99	70.44%	4,359.52	6,188.99	70.44%	70,067.00	70,067.00	100.0%
7500 - PE8&7-CoopEfforts/SaltMgmt	1,763.95	7,411.87	23.6%	1,763.95	7,411.87	23.6%	88,942.00	88,942.00	100.0%
7600 - PE8&9-StorageMgmt/Conj Use	978.93	3,872.75	25.3%	978.93	3,872.75	25.3%	45,773.00	45,773.00	100.0%
7650 - Recharge Improvement Debt Pymt	556,431.00	600,964.00	92.59%	556,431.00	600,964.00	92.59%	450,964.00	450,964.00	100.0%
7700 - Inactive Well Protection Prgm	0.00	353.25	0.0%	0.00	353.25	0.0%	1,413.00	1,413.00	100.0%
9502 - G&A Expenses Allocated-Projects	23,767.66	42,018.63	56.57%	23,767.66	42,018.63	56.57%	504,224.00	504,224.00	100.0%
Total Expense	1,115,364.91	1,368,408.60	82.11%	1,115,364.91	1,368,408.60	82.11%	6,873,187.00	6,873,187.00	100.0%
Net Ordinary Income	-1,004,364.91	-1,247,408.60	80.52%	-1,004,364.91	-1,247,408.60	80.52%	-215,000.00	-215,000.00	100.0%
Other Income									
4225 - Interest Income	0.00	0.00	0.0%	0.00	0.00	0.0%	0.00	0.00	0.0%
4210 - Approp Pool-Replenishment	0.00	0.00	0.0%	0.00	0.00	0.0%	0.00	0.00	0.0%
4220 - Non-Ag Pool-Replenishment	0.00	0.00	0.0%	0.00	0.00	0.0%	0.00	0.00	0.0%
4600 - Groundwater Sales	0.00	0.00	0.0%	0.00	0.00	0.0%	0.00	0.00	0.0%
Total Other Income	0.00	0.00	0.0%	0.00	0.00	0.0%	0.00	0.00	0.0%
Other Expense									
5010 - Groundwater Replenishment	0.00	0.00	0.0%	0.00	0.00	0.0%	0.00	0.00	0.0%
5100 - Other Water Purchases	0.00	0.00	0.0%	0.00	0.00	0.0%	0.00	0.00	0.0%
9899 - Tol/(From) Reserves	-1,004,364.91	-1,247,408.60	80.52%	-1,004,364.91	-1,247,408.60	80.52%	-215,000.00	-215,000.00	100.0%
Total Other Expense	-1,004,364.91	-1,247,408.60	80.52%	-1,004,364.91	-1,247,408.60	80.52%	-215,000.00	-215,000.00	100.0%
Net Other Income	1,004,364.91	1,247,408.60	80.52%	1,004,364.91	1,247,408.60	80.52%	215,000.00	215,000.00	100.0%
Net Income	0.00	0.00	0.0%	0.00	0.00	0.0%	0.00	0.00	0.0%

Note: Please see the staff report (Financial Report-B5) for additional detailed information on the account categories.



CHINO BASIN WATERMASTER

II. BUSINESS ITEM

A. 85/15 RULE – HISTORY AND APPLICATION

(For Information and Discussion)





CHINO BASIN WATERMASTER

9641 San Bernardino Road, Rancho Cucamonga, Ca 91730
Tel: 909.484.3888 Fax: 909.484.3890 www.cbwm.org

DESI ALVAREZ, PE
Chief Executive Officer

STAFF REPORT

DATE: September 15, 2011
TO: Committee Members
SUBJECT: Application of the 85/15 Rule

SUMMARY

Issue – Historical and future application of the 85/15 Rule within the Assessment Package.

Fiscal Impact – None to Watermaster's budget, but individual Appropriative Pool Parties that are subject to the 85/15 Rule are affected.

BACKGROUND

The adjudication of the Chino Basin resulted in a judgment which allocated water rights amongst three distinct classes of pumpers; the Agricultural, Non-Agricultural, and Appropriative Pools. Although the judgment allocated specific water rights amongst the pools and to all parties within the pools it recognized that the parties may require more water than their water rights allowed and made provisions to allow all parties to rely on the basin regardless of the total extraction allowed. The judgment clearly provided much flexibility in allowing overproduction from the basin as long as the amount of overproduction is made up through replenishment on a one for one basis the year following overproduction.

Given this framework, the question arises as to who pays for the replenishment water to make up for the overproduction, the party responsible for the over production or all the parties. The judgment addresses this differently for each of the three pools. In the case of the Agricultural Pool, replenishment water is paid for through a gross pump tax levied equally amongst all the pool members. In the case of the Non-Agricultural pool, replenishment water is paid through a net pump tax assessed on each member of the pool based on the member's overproduction. In the case of the Appropriative pool, there were arguments for both a gross and a net pump tax.

At the time the judgment was entered into, there were more parties in the Appropriative Pool that overproduced than not. The overproducers argued that since the individual amounts of overproduction varied from year to year, it was best that the cost of replenishment water purchased the following year be equally divided amongst all parties, ie. a gross pump tax. The rationale being that all the parties enjoy the benefit of overproduction and all should participate in remediating the effects of overproduction. The parties that did not overproduce felt that they should not be responsible for paying for replenishment water that was not required by their behavior. They argued for a net pump tax so that in effect an overproducing party would pay the cost of the replenishment water they caused to be purchased and in so doing would minimize the amount of overproduction and the stress it caused to the basin. In the end this disagreement in approach resulted in a hybrid assessment methodology and creation of the 85/15 Rule. The 85/15 Rule provides that a net pump tax be born by each overproducer to pay for 85% of its costs of replenishment water and that a gross pump tax be paid by all appropriators to cover 15% of the cost of replenishment water.

The intent of the 85/15 Rule is to lessen the burden on Appropriative Pool overproducers that were original Parties to the Judgment. The 85/15 Rule is addressed in Section 7 of "Exhibit 'H' Appropriative Pool Pooling Plan" to the Judgment:

7. Replenishment Assessment. *The cost of replenishment water required to replace production from Chino Basin in excess of Operating Safe Yield in the preceding year shall be allocated and recovered as follows:*
- (a) *For production, other than for increased export, within CBMWD or WMWD:*
 - (1) Gross Assessment. *15% of such replenishment water costs shall be recovered by a uniform assessment against all production of each appropriator producing in said area during the preceding year.*
 - (2) Net Assessment. *The remaining 85% of said costs shall be recovered by a uniform assessment on each acre-foot of production from said area by each such appropriator in excess of his allocated share of Operating Safe Yield during said preceding year.*
 - (b) *For production which is exported for use outside Chino Basin in excess of maximum export in any year through 1976, such increased export production shall be assessed against the exporting appropriator in an amount sufficient to purchase replenishment water from CBMWD or WMWD in the amount of such excess.*
 - (c) *For production within SBVMWD or PVMWD:*
By an assessment on all production in excess of an appropriator's share of Operating Safe Yield in an amount sufficient to purchase replenishment water through SBVMWD or MWD in the amount of such excess.

The Judgment excludes certain Parties from the requirements of the 85/15 Rule, namely Marygold Mutual Water Company and the City of Pomona. They will not ever receive a benefit of the 85/15 Rule, nor will they ever pay into it. In addition, Appropriators that are not original Parties to the Judgment, but intervened without water rights, are excluded from the 85/15 Rule provisions and therefore pay 100-percent of their water transfers and replenishment obligation. The current list of the Parties who are and are not subject to the 85/15 Rule is provided in the Table 1.

TABLE 1

85/15 Rule Participation

Parties subject to the 85/15 Rule	Parties not subject to the 85/15 Rule
Chino Hills, City of	Arrowhead Mountain Spring Water Company
Chino, City of	Fontana, City of
Cucamonga Valley Water District	Marygold Mutual Water Company
Fontana Union Water Company	Niagara Bottling LLC
Fontana Water Company	Norco, City of (Exceeding Export Right)
Golden State Water Company	Pomona, City of
Jurupa Community Services District	
Monte Vista Irrigation Company	
Monte Vista Water District	
Nicholson Trust	
Norco, City of (Within Export Right)	
Ontario, City of	
San Antonio Water Company	
San Bernardino Shooting Park	
Santa Ana River Water Company	
Upland, City of	
West End Consolidated Water District	
West Valley Water District	

Application of the 85/15 Rule

The 85/15 Rule applies to any overproducer that is a Party subject to the 85/15 Rule. The rule applies to both water transfers, if done to prevent or minimize overproduction, and to the replenishment assessment charged by Watermaster through the Assessment Package. In either case, 85-percent of the cost of the water is paid by the overproducer and the remaining 15-percent of the cost is paid by all Parties subject to the 85/15 Rule (including the overproducer itself).

When the 85/15 Rule is applied toward a replenishment obligation, it is straightforward. It is applied to that exact amount which a Party overproduced, and the 15-percent of the cost of the replenishment water is allocated to the Parties that are subject to the 85/15 Rule.

In the case of water transfers, the Rule has been applied to the entire water transfer if any portion of the water transfer is used to offset a replenishment obligation. A summary of the application of the 85/15 Rule to water transfers that were made to offset overproduction is provided in Table 2 of water transfers in which the 85/15 Rule was applied are shown below.

TABLE 2
Application of the 85/15 Rule in Recent Assessment Packages

Assessment Year	Production Year	To	From	Date of Submittal	Transfer Amount (Acre-Feet)	\$/AF	Overproduction After Transfer(s) (AF)	Underproduction After Transfer(s) (AF)	
2010/2011	2009/2010	FWC	Nicholson Trust	06/23/10	6.082	\$400.00	2,787.571		
			Upland, City of	06/29/10	10,000.000	\$400.00			
		MVWD	MVIC	04/05/10	2,000.000	\$390.00			
			Upland, City of	06/15/10	1,000.000	\$390.00		1,406.635	
2009/2010	2008/2009	FWC	CVWD	10/06/08	4,265.000	\$214.61	8,168.866		
			Nicholson Trust	05/21/09	5.619	\$295.00			
		JCSD	SARWC	02/02/09	1,000.000	\$244.00			1,650.080
		MVWD	Pomona, City of	05/11/09	3,500.000	\$295.00		2,358.607	
2008/2009	2007/2008	FWC	Nicholson Trust	04/30/08	8.185	\$222.30	18,277.293		
		MVWD	SAWCO	03/24/08	2,000.000	\$245.00		672.155	
2007/2008	2006/2007	FWC	CVWD	01/22/07	2,500.000	\$222.30	1,924.016		
			Nicholson Trust	03/15/07	7.694	\$222.30			
			Upland, City of	05/07/07	10,000.000	\$225.00			
			WVWD	02/12/07	1,000.000	\$210.00			
		JCSD	SARWC	06/28/07	2,000.000	\$233.00			2,343.538
		MVWD	MVIC	08/14/06	1,300.000	\$225.00			
			Injection Surcharge	06/30/07	98.011	\$340.00			
			WVWD	10/31/06	500.000	\$220.00	7,421.339		
2006/2007	2005/2006	FWC	CVWD	05/11/06	2,500.000	\$217.80	4,792.806		
			Nicholson Trust	04/14/06	8.623	\$217.80			
			SAWCO	06/26/06	5,000.000	\$225.00			
			WVWD	04/07/06	2,000.000	\$210.00			
		JCSD	SARWC	06/30/06	2,000.000	\$233.00			1,103.848
		MVWD	Chino Hills, City of	10/18/05	5,000.000	\$214.20			
			MVIC	07/20/05	1,050.000	\$238.00			2,288.671
	Ontario, City of	Upland, City of	08/01/05	16,000.000	\$222.50		7,859.429		
2005/2006	2004/2005	FWC	CVWD	05/27/05	2,500.000	\$217.80	17,617.291		
			Nicholson Trust	06/09/05	5.458	\$217.80			
			WVWD	05/27/11	1,000.000	\$210.00			
		JCSD	SARWC	03/11/05	1,600.000	\$233.00			1,073.356
		MVWD	MVIC	07/26/04	1,100.000	\$225.00			
			Pomona	09/01/04	2,500.000	\$212.00			4,973.737
	Ontario	Chino	4/20/2005	5,350.000	\$220.00		65.706		

NOTE: The only transfers that are listed are those which the 85/15 Rule was applied to.

Preemptive replenishment water that was bought this year to be used in the future will not be subject to the 85/15 Rule. And consistent with the language and intent of the judgment, the 85/15 Rule will only apply to water transfers purchased to make up overproduction for the previous year.

Actions:

September 8, 2011 Appropriative Pool – Watermaster will convene a workshop for further discussion

September 8, 2011 Non-Agricultural Pool – Watermaster will convene a workshop for further discussion

September 15, 2011 Advisory Committee – Watermaster will convene a workshop for further discussion

September 22, 2011 Watermaster Board –



CHINO BASIN WATERMASTER

III. REPORTS / UPDATES

C. INLAND EMPIRE UTILITIES AGENCY

2. State and Federal Legislative Reports
3. Community Outreach/Public Relations Report
4. IEUA Monthly Water Newsletter



CHINO BASIN WATERMASTER

ADVISORY COMMITTEE

September 15, 2011

AGENDA

INTERAGENCY WATER MANAGER'S REPORT

Chino Basin Watermaster

9641 San Bernardino Road

Rancho Cucamonga, CA 91730

Discussion Items:

- MWD Update - oral

Written Items:

- State and Federal Legislative Reports
- Community Outreach/Public Relations Report
- IEUA Monthly Water Newsletter

THIS PAGE
HAS
INTENTIONALLY
BEEN LEFT
BLANK
FOR PAGINATION



Date: September 21, 2011
To: The Honorable Board of Directors
Through: Public, Legislative Affairs, and Water Resources Committee (09/14/11)
From: Thomas A. Love
General Manager
Submitted by: Martha Davis
Executive Manager of Policy Development
Subject: August Legislative Report from Innovative Federal Strategies, LLC

RECOMMENDATION

This is an informational item for the Board of Directors to receive and file.

BACKGROUND

Letitia White provides a monthly report (attached) on their federal activities on behalf of IEUA.

PRIOR BOARD ACTION

None.

IMPACT ON BUDGET

None.

TAL:MD

THIS PAGE
HAS
INTENTIONALLY
BEEN LEFT
BLANK
FOR PAGINATION

Innovative Federal Strategies LLC

Comprehensive Government Relations

MEMORANDUM

To: Tom Love and Martha Davis, IEUA

From: Letitia White and Heather Hennessey

Date: August 30, 2011

Re: August Monthly Legislative Update

Despite the earthquake and the hurricane, it has been a very quiet month in Washington, DC. The chaos of July, and especially the brinkmanship of the debt ceiling negotiations, left everyone on Capitol Hill with frayed nerves and serious fatigue.

Joint Select Committee on Deficit Reduction Begins Work

Nicknamed the “Deficit Dozen,” the committee established by last month’s debt ceiling and deficit reduction package has now taken shape. The group is charged with arriving at between \$1.2 and \$1.5 trillion in budget savings over the next decade, and the deadline for doing so is Thanksgiving. If they fail in this mission, the automatic budget reduction “triggers” from the package will take effect and cause equal cuts in those amounts to defense and domestic spending programs. Seen as the worst of all possible outcomes, lawmakers are expected to go to great lengths to ensure that the “triggers” are avoided and that the committee is successful in producing a package of cuts.

The twelve Members of the committee were named during August by House and Senate leadership, and all bring serious credentials to the process. All except for two of the choices have served for at least twenty years in high-level legislative or executive branch roles. Below is a list of the Members appointed to the committee:

House Republicans:

- Dave Camp (MI)
- Jeb Hensarling (TX)
- Fred Upton (MI)

House Democrats:

- James Clyburn (SC)
- Xavier Bacerra (CA)
- Chris Van Hollen (MD)

Senate Republicans:

- Patrick Toomey (PA)
- Jon Kyl (AZ)
- Rob Portman (OH)

Innovative Federal Strategies LLC

Senate Democrats:

- Max Baucus (MT)
- Patty Murray (WA)
- John Kerry (MA)

The committee is expected to pursue a variety of avenues for cutting spending. Changes to the tax code could become a central issue as the committee includes the two top tax writers from both chambers, Senate Finance Committee Chairman Baucus and House Ways and Means Chairman Camp. The group also brings a collective expertise in entitlement programs, which could also prove to be a source of big savings. At least seven of the twelve lawmakers on the committee must approve a budget savings package no later than Thanksgiving, which will enable both the House and Senate to pass it and the President to sign it by December 23rd.

Outlook or September

The main challenge for Congress in the month of September will be to prepare for the end of the federal fiscal year on the 30th. Because the Appropriations process will be unfinished at that point, the House and Senate must agree on a Continuing Resolution to fund the government while negotiations continue. We will be monitoring the process and will keep you informed as we learn more.



Date: September 21, 2011

To: The Honorable Board of Directors

Through: Public, Legislative Affairs, and Water Resources Committee (09/14/11)

From: Thomas A. Love
General Manager

Submitted by: Martha Davis
Executive Manager of Policy Development

Subject: August Legislative Report from Dolphin Group

RECOMMENDATION

This is an informational item for the Board of Directors to receive and file.

BACKGROUND

Michael Boccadoro provides a monthly report (attached) on the Dolphin Group's activities on behalf of the Chino Basin/Optimum Basin Management Program Coalition.

PRIOR BOARD ACTION

None.

IMPACT ON BUDGET

None.

TAL:MD

THIS PAGE
HAS
INTENTIONALLY
BEEN LEFT
BLANK
FOR PAGINATION

August 30, 2011

To: Inland Empire Utilities Agency
From: Michael Boccadoro
President
RE: August Status Report



Please find attached the status report from The Dolphin Group for the month August 2011.

With the September 9 end of session rapidly approaching, Governor Jerry Brown and the Legislature are focused on the final push of the legislative year. Brown has made energy issues a key focus in that time, pushing for a renewal of the energy public goods charge.

Brown has also spent time discussing other administration priorities, most notably detailing his support for the construction of an alternate conveyance system in the Delta. He announced that he will be making key appointments to the California Water Commission, which will help shape the new Delta conveyance, allowing two existing GOP appointees of the commission's terms to expire without Senate confirmation to create the openings.

In the meantime, under pressure by the water contractors funding the planning process, the Bay Delta Conservation Plan has released a new, aggressive schedule for completion, calling for the release of an Environmental Impact Report by June 2012. The plan is still seeking an additional \$100 million from water contractors to finish the planning phase.

The California Public Utilities Commission has set up rules for implementing the Renewable Auction Mechanism that it had approved in 2010. The auction mechanism will promote the development of system-side renewable distributed generation projects of up to 20 MW in size. At the same time, the CPUC is continuing to finalize efforts to draft improvements to the Self-Generation Incentive Program (SGIP). The CPUC is also continuing a fast-track effort to implement SB 32, the feed-in tariff (FiT) program for small distributed generation projects of less than 3 MW. Meetings with the three new CPUC commissioners were recently conducted.

The Citizens Redistricting Commission has finalized the maps redrawing congressional and legislative districts, which could change the balance of power in Sacramento. The final maps are already the target of a referendum effort by Republicans, which could put them before voters in 2012.

THIS PAGE
HAS
INTENTIONALLY
BEEN LEFT
BLANK
FOR PAGINATION

Inland Empire Utilities Agency

Status Report – August 2011

Governor Brown to Replace Two GOP Appointees to the California Water Commission

Governor Jerry Brown asked Senate Democrats to allow two Republican appointments to the California Water Commission to lapse without confirmation. The late term appointees from Governor Schwarzenegger's administration, former Senator Dave Cogdill and ACWA President Paul Kelley, have until December 13 and January 1, respectively, to be confirmed before their appointments lapse. Brown will likely replace the two openings on the nine-member commission with his own choices to implement his water plans for the state.

The California Water Commission is expected to serve an integral role in the Delta Stewardship Council's Delta Plan, the Bay Delta Conservation Plan and the implementation of the upcoming water bond, if approved by voters. Governor Brown has signaled that passing a smaller version of the currently proposed \$11.1 billion water bond will be a legislative priority in 2012, noting that in its current state, the bond will not pass.

Brown Seeks Reauthorization of Public Goods Charge

Governor Brown signaled that the reauthorization of the energy Public Goods Charge (PGC) will be a priority before the September 9 end of the legislative session. Dubbed the Clean Energy, Jobs and Investment Act of 2011, Brown's proposal would extend the current PGC for investment in clean energy innovation, energy efficiency retrofits and a renewable resources trust fund.

Recently released language from the Governor's office would provide \$250 million for energy efficiency, \$75 million for renewable projects and \$75 million for research, development and demonstration. Amendments are being sought to provide funds for wastewater biogas projects. The Legislature is expected to act on the issue in the final two weeks of the legislative year, but language and a hearing schedule were not yet available as the report's deadline approached.

Wastewater biogas projects would for the first time be eligible to receive funding from the renewable resources trust fund. Amendments to recognize energy efficiency associated with water conservation and efficiency programs are also being sought to further leverage funding.

SB 32 Implementation

The CPUC is continuing to move forward on an expedited schedule to implement changes to the existing feed-in tariff (FiT) program required by SB 32. The initial round of briefs from parties has now been submitted and workshops are expected to be set for September. Key issues relate to pricing for biogas and other renewable technologies, as well as expedited interconnection requirements to reduce utility delays and obstacles. The CPUC is seeking to act on a decision by year's end.

New CPUC Commissioner Visits

Martha Davis and Michael Boccadoro recently completed meetings with three new CPUC commissioners. The meetings focused on rates, distributed generation and incentives for biogas projects. The meetings were highly successful and the new commissioners are extremely well qualified to lead California's energy policy discussions.

A primary focus of all three commissioners is developing programs to create the 12,000 MW of distributed renewable energy sought by the Governor. The important link between water and energy and the need to recognize synergies between water and energy conservation efforts were also highlighted.

CPUC Sets Rules for New Renewables Auction Mechanism

The CPUC has set the rules to govern the implementation of the Renewable Auction Mechanism (RAM), a new procurement program that will promote the development of system-side renewable distributed generation (DG) projects of up to 20 MW in size. The RAM calls for investor owned utilities to hold auctions for the DG projects where sellers will compete for a contract using bids with standard contracts and negotiable prices, and utilities can choose the lowest price bid. The program, which was adopted last year, has a 1 GW procurement target over two years and is seen as a key piece to Governor Brown's goal of 12,000 MW of DG. The RAM is not expected to be a workable program for small renewable projects.

Citizens Redistricting Commission Releases Final Maps

The Citizens Redistricting Commission released and approved its final district plan in August. The plan redraws the state's congressional and legislative district lines. Analysts expect that the new lines will give Democrats even more seats in the Legislature, possibly even the two-thirds majority in both houses necessary to raise taxes. Democrats are also expected to add as many as five seats in California's congressional delegation.

The maps have already received heavy opposition from Republicans in the state, who are pushing for a voter referendum opposing the final maps. If the referendum reaches the ballot and is successful, map development would likely shift to the courts for a final resolution.

Bay Delta Conservation Plan Sets Timeline for Moving Forward

Under pressure from water contractors that have committed funding to the ongoing development of the Bay Delta Conservation Plan (BDCP), the U.S. Department of the Interior (DOI), the U.S. Department of Commerce, and the California Natural Resources Agency have agreed to a schedule for completing an effects analysis and environmental impact report as part of the BDCP by June 2012.

The plan, which looks to provide for habitat restoration and construct an alternate conveyance system for Delta exports, has already cost about \$150 million, mostly funded by about 50 water districts dependent on the estuary. Over the next month, those water districts will vote

individually to continue funding the additional \$100 million that is needed to finish the planning process.

Governor Brown, in a recent visit to Fresno, reaffirmed his commitment to the BDCP, telling the Fresno Bee editorial board that it will include "some kind of conveyance" around the Delta for water exports.

Legislation

With only a few weeks left in the legislative year, ending September 9, Governor Brown and the Legislature are moving quickly to address a number of policy matters, many of which impact water and energy issues important to IEUA. DGI has been working with agency staff to identify and analyze important measures.

Key measures being followed by IEUA include:

CA AB 83 **AUTHOR:** Jeffries (R)
TITLE: Environment: CEQA Exemption: Recycled Water Pipeline
INTRODUCED:01/05/2011
DISPOSITION: 2-Year Bill
LOCATION: Assembly Natural Resources Committee
SUMMARY:
Amends existing law regarding California Environmental Quality Act environmental impact reports. Exempts a project for the installation of a new pipeline for the distribution of recycled water within an improved public street, highway, or right-of-way.
Position: Support

CA AB 134 **AUTHOR:** Dickinson (D)
TITLE: Sacramento Regional County Sanitation District
INTRODUCED:01/12/2011
DISPOSITION: To Governor
LOCATION: To enrollment
SUMMARY:
Authorizes the Sacramento Regional County Sanitation District to file an application for a permit to appropriate a specified amount of water that is based on the volume of treated wastewater that the district discharges into the Sacramento River and recovers for reuse. Authorizes the State Water Resources Control Board to grant a permit to appropriate that treated wastewater upon terms and conditions determined by the board. Requires the board to comply with specified related requirements.
Position: Watch

CA AB 157 **AUTHOR:** Jeffries (R)
TITLE: Safe, Clean and Reliable Drinking Water Supply Act
INTRODUCED:01/19/2011
DISPOSITION: 2-Year Bill

LOCATION: Assembly Water, Parks and Wildlife Committee

SUMMARY:

Reduces the total amount of bonds authorized to be issued pursuant to the Safe, Clean and Reliable Drinking Water Supply Act of 2012. Makes conforming reductions to amounts specified to be allocated from these bond funds for certain purposes.

Position: Watch

CA AB 275 **AUTHOR:** Solorio (D)

TITLE: Rainwater Capture Act of 2011

INTRODUCED:02/07/2011

DISPOSITION: Pending

FILE: 101

LOCATION: Senate Third Reading File

SUMMARY:

Enacts the Rainwater Capture Act of 2011. Authorizes residential, commercial, and governmental landowners to install, maintain, and operate rain barrel systems and rainwater capture systems for specified purposes. Requires a local agency to notify a public water system of any permit program. Authorizes a landscape contractor to enter into a prime contract for the construction of such system, if it is used exclusively for landscape irrigation. Authorizes such contractors to design and install exterior parts.

Position: Support

CA AB 359 **AUTHOR:** Huffman (D)

TITLE: Groundwater Management Plans

INTRODUCED:02/14/2011

DISPOSITION: Pending

COMMITTEE: Senate Appropriations Committee

HEARING: 08/25/2011, Burton Hearing Room (4203)

SUMMARY:

Requires a local groundwater management agency to provide a copy of a resolution of intention to adopt a groundwater management plan to the Department of Water Resources. Authorizes any person to be placed on the list to receive plan preparation notices. Requires the existing plan to remain in effect if the new plan is not implemented. Requires the department to post specified related information on its Web site. Specifies that groundwater projects shall include projects of the regional water plan.

Position: Watch

CA AB 467 **AUTHOR:** Eng (D)

TITLE: Safe Drinking Water, Water Quality and Supply

INTRODUCED:02/15/2011

DISPOSITION: Pending

LOCATION: Assembly Appropriations Committee

SUMMARY:

Amends existing law that requires the State Department of Public Health, in collaboration with the Department of Toxic Substances Control and the State Water

Resources Control Board, to develop and adopt regulations governing the repayment of costs that are subsequently recovered from parties responsible for the contamination of groundwater. Requires the State of Department of Public Health to develop guidelines governing this repayment.

Position: Watch

CA AB 512 **AUTHOR:** Gordon (D)
TITLE: Local Government Renewable Energy Self-Generation
INTRODUCED: 02/15/2011
DISPOSITION: Pending
FILE: 89
LOCATION: Senate Third Reading File

SUMMARY:

Expands the definition of an eligible renewable generating facility to include a facility that has a generating capacity of no more than 5 megawatts. Prohibits an electrical corporation from being required to compensate a local government for electricity generated from a facility in excess of the bill credits applied to the benefiting account. Prohibits a local government from being eligible for any other tariff or program that requires such corporation to purchase generation from a specified source.

Position: Watch

CA AB 550 **AUTHOR:** Huber (D)
TITLE: Sacramento-San Joaquin Delta: Peripheral Canal
INTRODUCED: 02/16/2011
DISPOSITION: 2-Year Bill
LOCATION: Assembly Water, Parks and Wildlife Committee

SUMMARY:

Prohibits the construction of a peripheral canal that conveys water from a diversion point in the Sacramento River to a location south of the Sacramento-San Joaquin Delta, unless expressly authorized by the Legislature. Requires the Legislative Analyst's Office to complete an economic feasibility analysis prior to the enactment of a statute authorizing the construction of a peripheral canal. Prohibits the construction and operation of a peripheral canal from diminishing water quality.

Position: Oppose

CA AB 723 **AUTHOR:** Bradford (D)
TITLE: Energy: Public Goods Charge
INTRODUCED: 02/17/2011
DISPOSITION: Pending
LOCATION: Senate Energy, Utilities and Communications Committee

SUMMARY:

Amends the Public Utilities Act that requires an electrical corporation to identify a separate electrical rate component, commonly referred to as the public goods charge to fund energy efficiency, renewable energy, and research, development, and demonstration programs that enhance system reliability and provide in-state benefits. Extends this requirement. Makes technical and conforming changes. Requires the Public Utilities Commission to implement various elements relating to

energy efficiency.

Position: Watch

CA AB 741 **AUTHOR:** Huffman (D)
TITLE: Onsite Wastewater Disposal
INTRODUCED: 02/17/2011
DISPOSITION: Enacted
LOCATION: Chaptered
SUMMARY:

Amends an existing law authorizing a property owner included within an assessment district for construction of a main trunkline or collector sewer lines, to request construction plumbing to connect his or her property to the adjoining public sewer system, and creates a lien. Relates to funding. Authorize defined entities, to use this provision for the purpose of converting properties from onsite septic systems and connecting them to the sewer system and for replacing or repairing existing sewer laterals.

Position: Support

CA AB 1113 **AUTHOR:** Galgiani (D)
TITLE: Energy: Agricultural Byproducts
INTRODUCED: 02/18/2011
DISPOSITION: 2-Year Bill
LOCATION: Assembly Utilities and Commerce Committee
SUMMARY:

Replaces the existing pilot program for eligible biogas digester customer-generators with a net energy metering program for eligible customer-generators that use agricultural residues, animal wastes, or animal renderings to generate electricity and that meets certain requirements.

Position: Watch

CA AB 1361 **AUTHOR:** Perea (D)
TITLE: Electrical Corporations: Net Metering
INTRODUCED: 02/18/2011
DISPOSITION: 2-Year Bill
LOCATION: Assembly Utilities and Commerce Committee
SUMMARY:

Revises the definition of an eligible customer- generator to include a defined state agency. Requires that the generating capacity of a facility used by a state agency not exceed 5 megawatts pursuant to both the net energy metering requirements and the wind energy co-metering requirements.

Position: Watch

CA SB 34 **AUTHOR:** Simitian (D)
TITLE: Water Resources Investment Act of 2011
INTRODUCED: 12/06/2010
DISPOSITION: 2-Year Bill
LOCATION: Senate Appropriations Committee
SUMMARY:

Would establish a water public goods charge and require revenues and charges collected under the Water Resources Investment Program to be deposited in the state Water Resources Investment Program Fund and a number of regional investment accounts within the fund. Requires money in the regional accounts be for water-related projects and programs. Requires state account moneys be appropriated for specified statewide water-related programs and the Delta plan, mercury contamination in the Sacramento-San Joaquin Delta, and for related bond debt service.

Position: Watch

CA SB 35 **AUTHOR:** Padilla (D)
TITLE: State Energy Research and Technology Act of 2011
INTRODUCED: 12/06/2010
DISPOSITION: Pending
LOCATION: Assembly Natural Resources Committee
SUMMARY:

Enacts the Energy Research and Technology Program Act of 2011. Requires the State Energy Resources Conservation and Development Commission to establish and administer the California Energy Research and Technology Program (CERT) to fund research, development, and demonstration projects to lead to advancement and breakthroughs to overcome barriers to the achievement of statutory energy goals. Requires regulation adoption. Requires the CERT council to track project progress. Requires a program review contract.

Position: Watch

CA SB 200 **AUTHOR:** Wolk (D)
TITLE: Sacramento-San Joaquin Delta: Bay Delta Conservation
INTRODUCED: 02/08/2011
DISPOSITION: 2-Year Bill
LOCATION: Senate Natural Resources and Water Committee
SUMMARY:

Amends the Delta Reform Act of 2009 that requires the Delta Stewardship Council to consider the Bay Delta Conservation Plan (BDCP) for inclusion in a specified Delta Plan and the authorizes the incorporation of the plan into the Delta Plan if the BDCP meets certain requirements. Requires any state agency that is responsible for authorizing or implementing any action of the BDCP to ensure the action is consistent with specified requirements prescribed by these provisions.

Position: Oppose

CA SB 215 **AUTHOR:** Huff (R)
TITLE: Invasive Aquatic Species: Mussels
INTRODUCED: 02/09/2011
DISPOSITION: Pending
COMMITTEE: Assembly Appropriations Committee
HEARING: 08/25/2011, Room 4202
SUMMARY:

Extends the repeal, to a specified date, of existing law that generally prohibits a person from possessing, importing, shipping, or transporting, or from placing,

planting, or causing to be placed or planted in any water within the state, dreissenid mussels, and authorizes the Director of Fish and Game or his or her designee to engage in enforcement activities. Provides that a person who violates, resists, delays, obstructs, or interferes with the implementation of these provisions is subject to a penalty.

Position: Support

CA SB 370 **AUTHOR:** Blakeslee (R)
TITLE: Energy: Net Energy Metering
INTRODUCED:02/15/2011
DISPOSITION: Pending
LOCATION: Senate Appropriations Committee
SUMMARY:

Relates to net energy metering. Authorizes an agricultural customer-generator with multiple meters to elect to aggregate the electrical load of the meters located on the property where the generation facility is located and on all property adjacent or contiguous to the property on which the generation facility is located, if those properties are solely owned by the agricultural customer-generator.

Position: Watch

CA SB 489 **AUTHOR:** Wolk (D)
TITLE: Electricity: Net Energy Metering
INTRODUCED:02/17/2011
DISPOSITION: Pending
FILE: 145
LOCATION: Assembly Third Reading File
SUMMARY:

Relates to net energy metering. Requires an eligible customer-generator to utilize a renewable source listed in the definition of a renewable electrical generation facility used for the Renewable Energy Resources Program. Provides that a small hydroelectric generation facility is not an eligible renewable electrical generation facility. Requires a customer of an electrical corporation to use specified technology for funding pursuant to the self-generation incentive program. Repeals a related pilot project.

Position: Support

CA SB 607 **AUTHOR:** Walters (R)
TITLE: Water Resources Board: Brackish Groundwater Treatment
INTRODUCED:02/17/2011
DISPOSITION: To Governor
LOCATION: Enrolled
SUMMARY:

Requires the Water Resources Control Board to either amend the State Ocean Plan, or adopt separate standards, to address water quality objectives and effluent limitations that are specifically appropriate for brackish groundwater treatment system facilities that produce municipal water supplies for local use.

Position: Watch

CA SB 900 **AUTHOR:** Steinberg (D)
TITLE: Regional Water Quality Control Boards: Members
INTRODUCED: 02/18/2011
DISPOSITION: Pending
FILE: A-16
LOCATION: Assembly Inactive File

SUMMARY:

Amends the Porter-Cologne Water Quality Control Act. Deletes provisions of the act prohibiting a board member from participating in actions that involve the member or a waste discharger with which the member is connected. Specifies that the limitation on the member's financial interest applies only to a disqualifying financial interest within the Political Reform Act. Relates to requirements, qualifications, and to disqualifying factors for regional board members.

Position: Watch

THIS PAGE
HAS
INTENTIONALLY
BEEN LEFT
BLANK
FOR PAGINATION

Date: September 21, 2011

To: The Honorable Board of Directors

Through: Public, Legislative Affairs, and Water Resources Committee
(09/14/11)

From: Thomas A. Love
General Manager

Submitted by: Sondra Elrod
Administration and Public Affairs Officer

Subject: Public Outreach and Communications

RECOMMENDATION

This is an informational item for the Board of Directors to receive and file.

BACKGROUND

2011 Calendar of Events

September 2011

- September 7, Chino Day at the LA County Fair
- September 8, Upland Day at the LA County Fair
- September 8, GIES Dedication at Oxford Prep
- September 15, Montclair Day at the LA County Fair
- September 21, IEUA Annual Employee Picnic at the Grand Avenue Park in Chino Hills
- September 23, Chino Hills Day at the LA County Fair
- September 28, Fontana Day at the LA County Fair
- September 28, Rancho Cucamonga Day at the LA County Fair
- September 30, Ontario Day at the LA County Fair
- September 30-October 2, Director Camacho's IEUA/MWD Educational Tour of Colorado River/Hoover Dam

October 2011

- October 6, Project WET (Water Education for Teachers) Workshop, Frontier Project
- October 22, Landscape and Water Conservation Fair, CBWCD

Public Outreach and Communications

September 21, 2011

Page 2

November 2011

- November 5, SAWA Bird Festival, Chino Creek Wetlands and Educational Park

December 2011

- December 8, MWD "Water is Life" Poster Recognition Event, MWD Board Room

2012 Calendar of Events

March 2012

- March 9-10, Director Camacho's IEUA/MWD Educational Tour for the SWP

Outreach/Educational Inland Valley Daily Bulletin Newspaper Campaign

The monthly tips on ways to help conserve water continue to appear in our local newspapers each month.

Educational Updates

- Work is underway for the GIES at Redeemer Lutheran School.
- Dedications for the schools that received gardens last school year are being planned and scheduled to take place during special events at the school (i.e. back to school night, open house, etc.).
- The Water Discovery Program has been redeveloped to include a Wetlands Discovery section which focuses on middle school and high school students. Additional activities have been added to the program in order for teachers to have a variety of topics to choose from for their field trip. Bookings have already begun to be scheduled for the program for the fall and the program has been marketed to all districts in IEUA's service area.
- EduGrant applications for the Water Education Water Awareness Committee (WEWAC) have been distributed to schools in order to receive grant funding for water-related classroom projects.
- The educational video for the Santa Ana Watershed has been finalized and the final package should be ready for distribution by October.
- IEUA is working with member agencies to secure teams for MWD's Solar Cup 2012. Rancho Cucamonga High School and Los Osos have talked about teaming up this year and Chino Hills High School is considering but has not confirmed.

PRIOR BOARD ACTION

None.

IMPACT ON BUDGET

The above-mentioned activities are budgeted in the FY 20011/12 Administrative Service Fund, Public Information Services budget.

IEUA MONTHLY WATER NEWSLETTER

SEPTEMBER 2011 (REPORTING AUGUST 2011 DATA)

Highlights

- **Delta Stewardship Council Releases 5th Draft of Delta Plan** - Public comments are due by September 30. (Page 1)
- **Another Record Year for IEUA Recycled Water Deliveries** - During Fiscal Year 2010/11, IEUA delivered approximately 25,000 acre-feet of recycled water. (Page 1)
- **Over 20,000 AF of Replenishment Water Recharged in Chino Basin** - IEUA plans on recharging 50,000 acre-feet by the end of Calendar Year 2011. (Page 1)

Delta Update

On August 2, the Delta Stewardship Council released the fifth draft of the Delta Plan. This draft is based on the Environmental Impact Report that is scheduled to be completed by the end of August 2011. The Council was created in legislation to achieve the state mandated coequal goals for the Delta. "Coequal goals means the two goals of providing a more reliable water supply for California and protecting, restoring, and enhancing the Delta ecosystem. The coequal goals shall be achieved in a manner that protects and enhances the unique cultural, recreational, natural resource and agricultural values of the Delta as an evolving place."



IEUA Update

For the fourth consecutive year, IEUA set another record for delivering recycled water. During fiscal year 2010/11, IEUA delivered 24,684 acre-feet (16,656 acre-feet to direct reuse customers, and 8,028 acre-feet to recharge basins that replenish the Chino Groundwater Basin), as compared to five years ago when less than a total of 9,000 acre-feet was delivered. Every acre-foot of recycled water that IEUA delivers reduces the need for imported water. This equates to a savings of \$652 per acre-foot, Metropolitan Water Districts current rate for imported water.

During May, June and July 2011, IEUA and Chino Basin Watermaster recharged approximately 20,000 acre-feet in the Chino Basin, and plan on purchasing approximately 50,000 acre-feet through the end of the calendar year. On May 10, the Metropolitan Water District of Southern California (MWD) Board of Directors approved the sale of approximately 225,000 acre-feet of replenishment rate water (\$409/acre-foot).

IEUA Water Supply Programs

Imported Water Deliveries

For FY 2010/11, IEUA and its member agencies have purchased an estimated 51,491 AF. Compared with last year during this same time period, IEUA and its member agencies had purchases of 65,527 AF. IEUA has purchased approximately 10,000 AF of replenishment water, the first since the spring of 2007. IEUA plans on purchasing approximately 50,000 AF for future replenishment requirements.

Dry Year Yield (DYY) Program

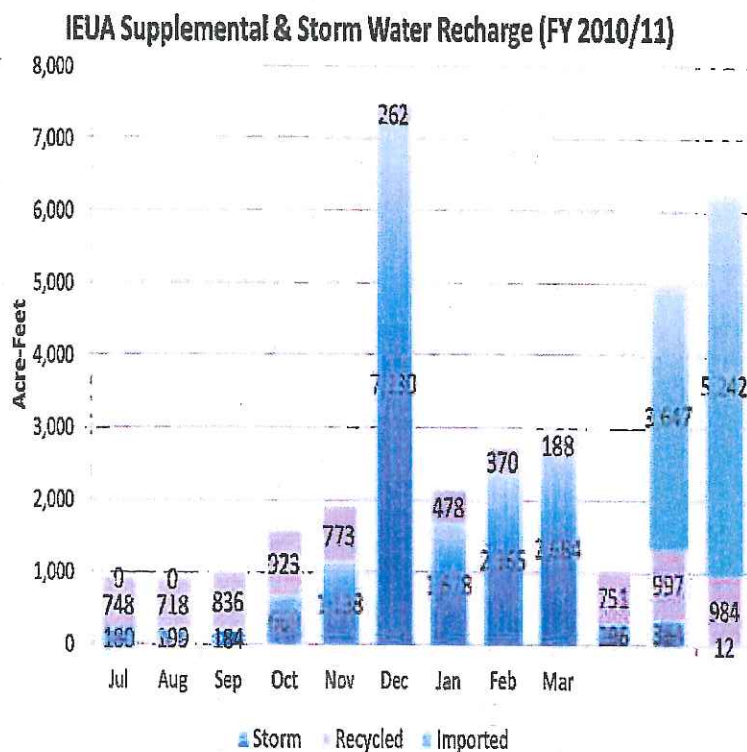
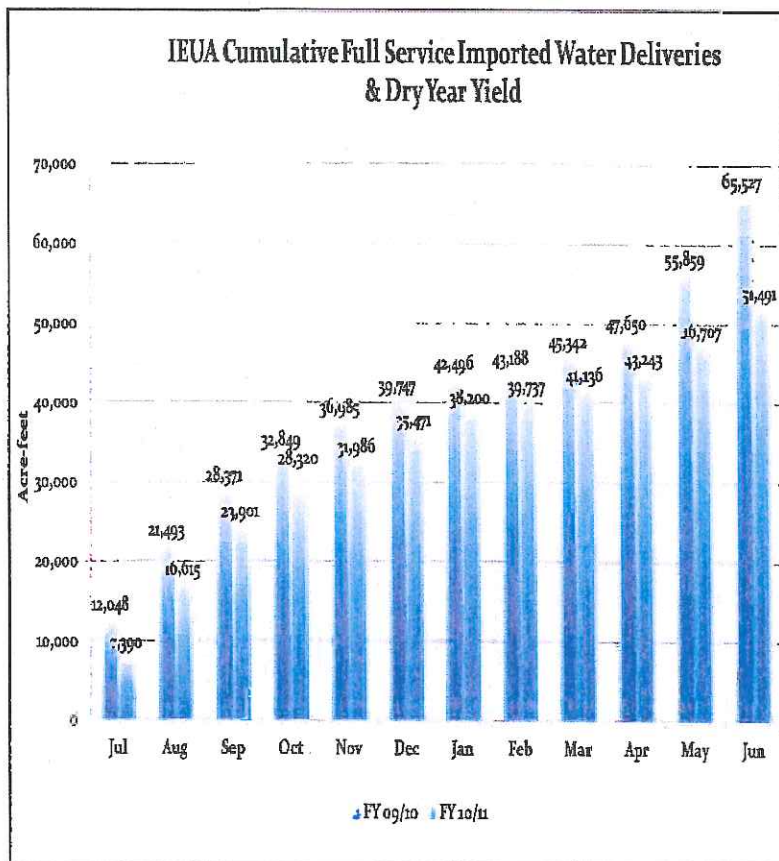
MWD has made a third consecutive call on the DYY Program. This call is considered to be a partial call because there is only 17,200 AF left in the storage account. The remaining water in the storage account will be split amongst the DYY participants based on a pre-defined "pro-rata" methodology. To date, DYY participants have certified all 17,200 AF (of which 4,707 AF will receive additional ion-exchange treatment credit from MWD).

Chino Desalter Authority (CDA)

For the month of July the two desalters produced 2,208 AF of water (of which 1,275 AF was delivered to IEUA retail agencies). The contracted entitlement is 24,600 AFY (but actual production is 25,000 to 26,000 AFY) and is scheduled for expansion to produce approximately 40,000 AFY by 2014, with the implementation of CDA Phase III.

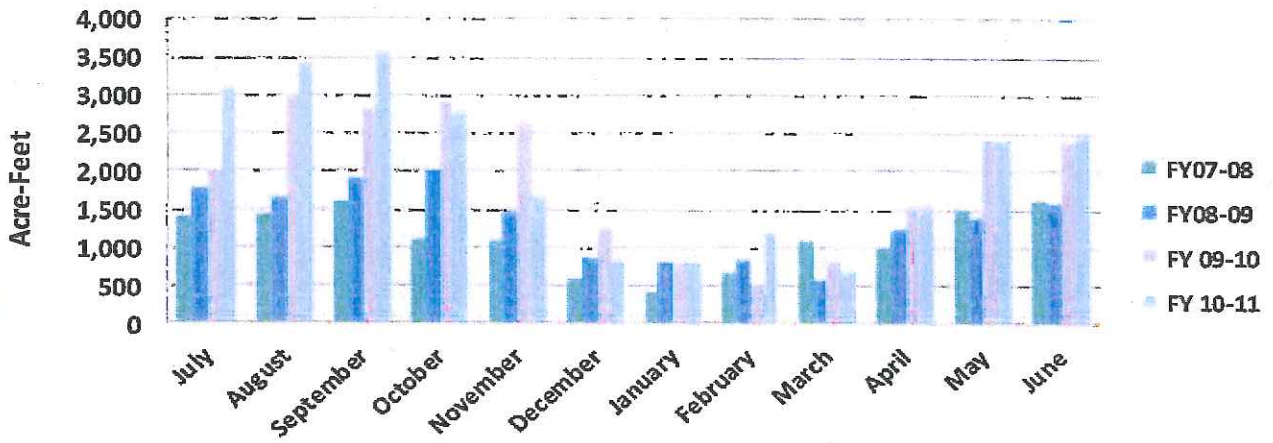
Groundwater Recharge Program

Fiscal Year 10/11 was another successful year for recharge in the Chino Basin. Through June, approximately 34,000 AF of storm, recycled and imported water was recharged.



Recycled Water News

IEUA Recycled Water Usage



Recycled Water Usage: July 2011 Estimates

Recharge: 984 AF

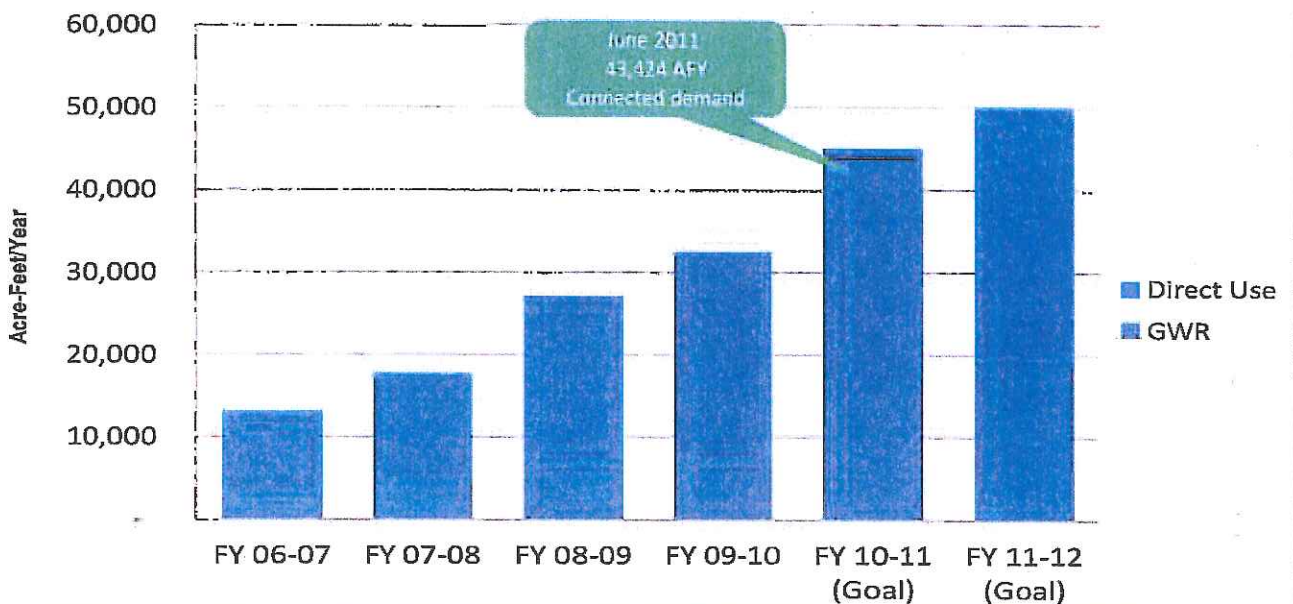
Direct Sales: 1,679 AF

Total Usage: 2,663 AF

*FY 2010/11 Total RW Usage: 24,684

IEUA Connected Recycled Water Demand

IEUA Recycled Water Connected Demand



Conservation Program News

MWD Conservation Programs

The MWD FY 2011/12 annual water use efficiency program budget of \$19.1 million is allocated as follows: The SoCal WaterSmart residential program—\$5.8 million; the Save-A-Buck commercial program—\$5.8 million; the Member Agency Administered Programs—\$5.5 million; the agriculture program—\$500,000; and existing contract agreements from prior year commitments is \$1.5 million. To date, 84% of the budget for the residential program remains for the fiscal year and 64% for the Save-A-Buck (CII) program. The other three programs remain unchanged.

MWD Strategic Focus Group-Proper Irrigation Control

Based on key strategies identified in MWD's Long-Term Conservation Plan, the Strategic Focus Group was established to begin work on a new outreach campaign that focuses on outdoor landscaping, proper irrigation control, and public awareness of outdoor water use. The goal of the workgroup is to drive market transformation through awareness and communication that will help the public to identify and understand the relationship between the weather, their controller, water use, and their water bill.



MWD California Friendly® Irrigation Retrofit Program for Multi-Family Communities

MWD is offering a new grant funded program for multi-family communities that provides enhanced incentives to retrofit existing irrigation systems. Sponsored by the DWR and MWD, this program has a budget of \$571,150 and provides incentives for smart and central irrigation controllers, rotating nozzles for pop-up spray heads, and high efficiency nozzles for large rotary sprinklers. The enhanced incentives cover the cost of the devices, including tax and shipping, but no labor. Reservations must be submitted prior to work beginning and all projects must be completed by December 31, 2012.

FY 2010/11 Regional Landscape Evaluation and Audit Program (LEAP)

Launched in August 2010 and administered by the Chino Basin Water Conservation District, a total of 129 landscape audits have been completed to date (August 4, 2011), constituting a potential water savings of 164 AFY, if all recommendations are implemented. Of the completed audits, 58 were single family sites and 71 were commercial sites, with a total landscaped area of 82.37 acres.





CHINO BASIN WATERMASTER

IV. INFORMATION

1. Cash Disbursements for July 2011



CHINO BASIN WATERMASTER
Cash Disbursements For The Month of
August 1, 2011 - August 26, 2011

Type	Date	Num	Name	Memo	Account	Paid Amount
Bill Pmt -Check	08/02/2011	15292	INLAND EMPIRE UTILITIES AGENCY	90008049	1012 - Bank of America Gen'l Ckg	397.18
Bill	06/30/2011	90008049		90008049	8456 - IEUA Readiness To Serve	2,190,298.26
				90008049	5011.6 - MWD Replenishment-Direct Water	99,037.74
				Injection-WFA	1420 - Prepaid Injected Water Purchase	2,289,733.18
TOTAL						
Bill Pmt -Check	08/02/2011	15293	ACWA SERVICES CORPORATION	00198	1012 - Bank of America Gen'l Ckg	116.12
Bill	07/29/2011	00198		Prepayment - August 2011	1409 - Prepaid Life, BAD&D & LTD	118.96
				July 2011	60191 - Life & Disab.Ins Benefits	235.08
TOTAL						
Bill Pmt -Check	08/02/2011	15294	DE BOOM, NATHAN	AG Pool Member Meeting Compensation	1012 - Bank of America Gen'l Ckg	25.00
Bill	07/14/2011	7/14 Ag Pool Meeting		7/14/11 Ag Pool Meeting	8411 - Compensation	100.00
				AG Pool Member Meeting Compensation	8470 - Ag Meeting Attend -Special	125.00
TOTAL						
Bill Pmt -Check	08/02/2011	15295	DURRINGTON, GLEN	AG POOL MEMBER COMPENSATION	1012 - Bank of America Gen'l Ckg	25.00
Bill	07/14/2011	7/14 Ag Pool Mtg		7/14/11 Ag Pool Meeting	8411 - Compensation	100.00
				AG Pool Member Meeting Compensation	8470 - Ag Meeting Attend -Special	125.00
TOTAL						
Bill Pmt -Check	08/02/2011	15296	FEENSTRA, BOB	7/07/11 Restated Judgment Meeting	1012 - Bank of America Gen'l Ckg	125.00
Bill	07/07/2011	7/07 Restated Judgmn		7/08/11 Administrative Meeting	8470 - Ag Meeting Attend -Special	125.00
Bill	07/08/2011	7/08 Admin Mtg		7/14/11 Ag Pool Meeting	8470 - Ag Meeting Attend -Special	125.00
Bill	07/14/2011	7/14 Ag Pool Mtg		7/21/11 Advisory Committee Meeting	8470 - Ag Meeting Attend -Special	125.00
Bill	07/21/2011	7/21 Advisory Comm		7/28/11 Board Meeting	8470 - Ag Meeting Attend -Special	125.00
Bill	07/27/2011	7/28/11 Board Mtg				625.00
TOTAL						
Bill Pmt -Check	08/02/2011	15297	HALL, PETE*	7/14/11 Ag Pool Meeting	1012 - Bank of America Gen'l Ckg	25.00
Bill	07/14/2011	7/14 Ag Pool Mtg		AG Pool Member Meeting Compensation	8470 - Ag Meeting Attend -Special	100.00
Bill	07/21/2011	7/21 Advisory Comm		7/21/11 Advisory Committee Meeting	8411 - Compensation	25.00
Bill	07/28/2011	7/28 Board Mtg		AG Pool Member Meeting Compensation	8470 - Ag Meeting Attend -Special	100.00
				7/28/11 Board Meeting	8411 - Compensation	25.00
				AG Pool Member Meeting Compensation	8470 - Ag Meeting Attend -Special	100.00
TOTAL						375.00
Bill Pmt -Check	08/02/2011	15298	HUITSING, JOHN	Ag Pool Member Compensation	1012 - Bank of America Gen'l Ckg	25.00
Bill	07/14/2011	7/14 Ag Pool Mtg		7/14/2011 Ag Pool Meeting	8411 - Compensation	100.00
				Ag Pool Member Compensation	8470 - Ag Meeting Attend -Special	125.00
TOTAL						

P 55

CHINO BASIN WATERMASTER
Cash Disbursements For The Month of
August 1, 2011 - August 26, 2011

Type	Date	Num	Name	Memo	Account	Paid Amount
Bill Pmt -Check	08/02/2011	15299	KOOPMAN, GENE	7/08/11 Administrative Meeting	1012 - Bank of America Gen'l Ckg	25.00
Bill	07/08/2011	7/08 Admin Mtg		AG Pool Member Meeting Compensation	8411 - Compensation	100.00
Bill	07/14/2011	7/14 Ag Pool Mtg		7/14/11 Ag Pool Meeting	8411 - Compensation	25.00
				AG Pool Member Meeting Compensation	8470 - Ag Meeting Attend -Special	100.00
TOTAL						250.00
Bill Pmt -Check	08/02/2011	15300	PIERSON, JEFFREY	7/07/11 Restated Judgment Meeting	1012 - Bank of America Gen'l Ckg	25.00
Bill	07/07/2011	7/07 Restated Judgm		7/07/11 Restated Judgment Meeting	8411 - Compensation	100.00
Bill	07/14/2011	7/14 Ag Pool Mtg		7/14/11 Ag Pool Meeting	8411 - Compensation	25.00
Bill	07/21/2011	7/21 Advisory Comm		7/21/11 Advisory Committee Meeting	8470 - Ag Meeting Attend -Special	100.00
Bill	07/28/2011	7/28 Board Mtg		7/21/11 Advisory Committee Meeting	8411 - Compensation	25.00
				7/28/11 Board Meeting	8470 - Ag Meeting Attend -Special	100.00
					6311 - Board Member Compensation	125.00
TOTAL						500.00
Bill Pmt -Check	08/02/2011	15301	BOWCOCK, ROBERT	7/05/11 Financing Workshop	1012 - Bank of America Gen'l Ckg	125.00
Bill	07/05/2011	7/05 Finance Wkshp		7/05/11 Financing Workshop	6311 - Board Member Compensation	125.00
Bill	07/13/2011	S. Ont Plume Mtg		7/13/11 S. Ontario Plume Meeting	6311 - Board Member Compensation	125.00
Bill	07/28/2011	7/28 Board Mtg		7/28/11 Board Meeting	6311 - Board Member Compensation	125.00
TOTAL						375.00
Bill Pmt -Check	08/02/2011	15302	ELIE, STEVEN	7/28/11 Board Meeting	1012 - Bank of America Gen'l Ckg	125.00
Bill	07/28/2011	7/28 Board Mtg		7/28/11 Board Meeting	6311 - Board Member Compensation	125.00
TOTAL						250.00
Bill Pmt -Check	08/02/2011	15303	HAUGHEY, TOM	7/28/2011 Board Meeting	1012 - Bank of America Gen'l Ckg	125.00
Bill	07/28/2011	7/28 Board Mtg		7/28/11 Board Meeting	6311 - Board Member Compensation	125.00
TOTAL						250.00
Bill Pmt -Check	08/02/2011	15304	KUHN, BOB	7/13/11 S. Ontario Plume Meeting	1012 - Bank of America Gen'l Ckg	125.00
Bill	07/13/2011	7/13 S. Ontario Plum		7/13/11 S. Ontario Plume Meeting	6311 - Board Member Compensation	125.00
Bill	07/21/2011	7/21 Advisory Comm		7/21/11 Advisory Committee Meeting	6311 - Board Member Compensation	125.00
Bill	07/27/2011	7/27 Admin Mtg		7/27/11 Administrative Meeting	6311 - Board Member Compensation	125.00
Bill	07/28/2011	7/28 Board Mtg		7/28/11 Board Meeting	6311 - Board Member Compensation	125.00
TOTAL						500.00
Bill Pmt -Check	08/02/2011	15305	LANTZ, PAULA	7/07/11 Restated Judgment Meeting	1012 - Bank of America Gen'l Ckg	125.00
Bill	07/07/2011	7/07 Restated Judg		7/07/11 Restated Judgment Meeting	6311 - Board Member Compensation	125.00
Bill	07/08/2011	7/08 Conference Call		7/08/11 Conference Call Meeting	6311 - Board Member Compensation	125.00
Bill	07/13/2011	7/13 S. Ontario Plum		7/13/11 S. Ontario Plume Meeting	6311 - Board Member Compensation	125.00

CHINO BASIN WATERMASTER
Cash Disbursements For The Month of
August 1, 2011 - August 26, 2011

Type	Date	Num	Name	Memo	Account	Paid Amount
Bill	07/29/2011	7/208 Board Mtg		7/28/11 Board Meeting	6311 - Board Member Compensation	125.00
TOTAL						500.00
Bill Pmt -Check	08/02/2011	15306	VANDEN HEUVEL, GEOFFREY	6311	1012 - Bank of America Gen'l Ckg	125.00
Bill	07/13/2011	7/13 S. Ontario Plum		7/13/11 S. Ontario Plume Meeting	6311 - Board Member Compensation	125.00
Bill	07/14/2011	7/14 Ag Pool Mtg		7/14/11 Ag Pool Meeting	6311 - Board Member Compensation	125.00
Bill	07/28/2011	7/28 Board Mtg		7/28/11 Board Meeting	6311 - Board Member Compensation	375.00
TOTAL						
Bill Pmt -Check	08/02/2011	15307	WILLIS, KENNETH	7/28/11 Administrative Meeting	1012 - Bank of America Gen'l Ckg	125.00
Bill	07/28/2011	7/28 Admin Mtg		7/28/11 Board Meeting	6311 - Board Member Compensation	125.00
Bill	07/28/2011	7/28 Board Mtg			6311 - Board Member Compensation	250.00
TOTAL						
Bill Pmt -Check	08/02/2011	15308	R&D PEST SERVICES	0145597	1012 - Bank of America Gen'l Ckg	85.00
Bill	07/29/2011	0145597		Pest Control - July 2011	6024 - Building Repair & Maintenance	85.00
TOTAL						
Bill Pmt -Check	08/02/2011	15309	STANDARD INSURANCE CO.	Policy # 00-540888-0009	1012 - Bank of America Gen'l Ckg	503.24
Bill	07/29/2011	00640888-0009		Life & Disability Insurance Premium	60191 - Life & Disab.Ins Benefits	503.24
TOTAL						
Bill Pmt -Check	08/02/2011	15310	STATE COMPENSATION INSURANCE FUND	1970970-11	1012 - Bank of America Gen'l Ckg	1,341.68
Bill	07/29/2011	1970970-11		July 2011	60183 - Worker's Comp Insurance	1,341.68
TOTAL						
Bill Pmt -Check	08/02/2011	15311	VERIZON	012561121521714508	1012 - Bank of America Gen'l Ckg	171.50
Bill	07/29/2011	012561121521714508		012561121521714508	7405 - PE4-Other Expense	171.50
TOTAL						
Bill Pmt -Check	08/04/2011	15312	CHARLES Z. FEDAK & COMPANY	Audit Services - July 2011	1012 - Bank of America Gen'l Ckg	3,880.00
Bill	07/31/2011				6062 - Audit Services	3,880.00
TOTAL						
Bill Pmt -Check	08/04/2011	15313	HSBC BUSINESS SOLUTIONS	Miscellaneous office and meeting supplies	1012 - Bank of America Gen'l Ckg	2,298.74
Bill	07/31/2011	7003730910002744		Miscellaneous office and meeting supplies	6031.7 - Other Office Supplies	2,298.74
Bill	07/31/2011	7003730910002744		Miscellaneous office and meeting supplies	6031.7 - Other Office Supplies	298.40
TOTAL						2,597.14
Bill Pmt -Check	08/04/2011	15314	JAMES JOHNSTON	239	1012 - Bank of America Gen'l Ckg	900.00
Bill	07/31/2011	239		Website Services - July 2011	6052.3 - Website Consulting	900.00
TOTAL						

CHINO BASIN WATERMASTER
Cash Disbursements For The Month of
August 1, 2011 - August 26, 2011

Type	Date	Num	Name	Memo	Account	Paid Amount
Bill Pmt -Check	08/04/2011	15315	PAYCHEX	2011072800	1012 - Bank of America Gen'l Ckg	403.34
Bill	07/31/2011	2011072800		July 2011	6012 - Payroll Services	403.34
TOTAL						806.68
Bill Pmt -Check	08/04/2011	15316	PUBLIC EMPLOYEES' RETIREMENT SYSTEM	Payor #3493	1012 - Bank of America Gen'l Ckg	7,425.07
General Journal	07/23/2011	07/23/2011	PUBLIC EMPLOYEES' RETIREMENT SYSTEM	CallPERS Retirement for 07/10/11-07/23/11	2000 - Accounts Payable	7,425.07
TOTAL						14,850.14
Bill Pmt -Check	08/04/2011	15317	PURCHASE POWER	8000909000168851	1012 - Bank of America Gen'l Ckg	91.49
Bill	07/31/2011	8000909000168851		Fed ex shipments and postage	6042 - Postage - General	91.49
TOTAL						182.98
Bill Pmt -Check	08/04/2011	15318	STATE COMPENSATION INSURANCE FUND	1970970-11	1012 - Bank of America Gen'l Ckg	3.83
Bill	07/31/2011	1970970-11		Deposit premium	60183 - Worker's Comp Insurance	3.83
TOTAL						7.66
Bill Pmt -Check	08/04/2011	15319	THE LAWTON GROUP	6017	1012 - Bank of America Gen'l Ckg	824.00
Bill	07/31/2011	1VC070000017297		Week Ending 7/24/11	6017 - Temporary Services	824.00
TOTAL						1,648.00
Bill Pmt -Check	08/04/2011	15320	VERIZON	012519118950792103	1012 - Bank of America Gen'l Ckg	496.47
Bill	07/31/2011	012519118950792103		012519118950792103	6022 - Telephone	496.47
TOTAL						992.94
General Journal	08/06/2011	08/06/2011		Payroll and Taxes for 07/24/11-08/06/11	1012 - Bank of America Gen'l Ckg	7,351.61
				Payroll Taxes for 07/24/11-08/06/11	1012 - Bank of America Gen'l Ckg	17,015.49
				Direct Deposits for 07/24/11-08/06/11	1012 - Bank of America Gen'l Ckg	5,963.82
				Payroll Checks for 07/24/11-08/06/11	1012 - Bank of America Gen'l Ckg	30,330.92
TOTAL						52,661.84
Bill Pmt -Check	08/09/2011	15321	INLAND EMPIRE UTILITIES AGENCY	90008143	1012 - Bank of America Gen'l Ckg	556,431.00
Bill	07/31/2011	90008143		GW Recharge Capital Cost Reimbursement	7690 - Recharge Improvement Debt Pymt	556,431.00
TOTAL						1,112,862.00
Bill Pmt -Check	08/09/2011	15322	INLAND EMPIRE UTILITIES AGENCY	90008144	1012 - Bank of America Gen'l Ckg	180,656.82
Bill	07/31/2011	90008144		GW Recharge O&M Cost Reimbursement	7206 - Comp Recharge-O&M	180,656.82
TOTAL						361,313.64
Bill Pmt -Check	08/11/2011	15323	ACWA SERVICES CORPORATION	00198	1012 - Bank of America Gen'l Ckg	156.90
Bill	08/09/2011	00198		Prepayment - September 2011	1409 - Prepaid Life, BAD&D & LTD	156.90
				Life Insurance - August 2011 Premium	60191 - Life & Disab. Ins Benefits	129.01
TOTAL						285.91

Type	Date	Num	Name	Memo	Account	Paid Amount
Bill Pmt -Check	08/11/2011	15324	APPLIED COMPUTER TECHNOLOGIES	2020	1012 - Bank of America Gen'l Ckg	2,530.00
Bill	07/31/2011	2020		Database Services - July 2011	6052.2 - Applied Computer Technol	2,530.00
TOTAL						
Bill Pmt -Check	08/11/2011	15325	AWWA	7000374039	1012 - Bank of America Gen'l Ckg	1,270.00
Bill	08/09/2011	7000374039		8/01/2011 - 8/31/2012 Dues	6111 - Membership Dues	1,270.00
TOTAL						
Bill Pmt -Check	08/11/2011	15326	CORELOGIC INFORMATION SOLUTIONS	80266516	1012 - Bank of America Gen'l Ckg	62.50
Bill	07/31/2011	80266516		80266516	7103.7 - Grdwtr Qual-Computer Svc	62.50
TOTAL						125.00
Bill Pmt -Check	08/11/2011	15327	DAN VASILE	New employee physical for Gerry Greene	1012 - Bank of America Gen'l Ckg	120.00
Bill	07/29/2011				6016 - New Employee Search Costs	120.00
TOTAL						
Bill Pmt -Check	08/11/2011	15328	GREAT AMERICA LEASING CORP.	11190871	1012 - Bank of America Gen'l Ckg	2,785.53
Bill	07/31/2011	11190871		Invoice for leased copiers	6043.1 - Ricoh Lease Fee	2,785.53
TOTAL						131.77
Bill Pmt -Check	08/11/2011	15329	GUARANTEED JANITORIAL SERVICE, INC.	28580	1012 - Bank of America Gen'l Ckg	865.00
Bill	08/09/2011	28580		Janitorial Service - August 2011	6024 - Building Repair & Maintenance	865.00
TOTAL						
Bill Pmt -Check	08/11/2011	15330	HOGAN LOVELLS	1984303	1012 - Bank of America Gen'l Ckg	4,603.32
Bill	07/31/2011	1984303		Non-Ag Legal Services - July 2011	8567 - Non-Ag Legal Service	4,603.32
TOTAL						
Bill Pmt -Check	08/11/2011	15331	INLAND VALLEY DAILY BULLETIN	Public Hearing Notice	1012 - Bank of America Gen'l Ckg	390.00
Bill	07/29/2011				6312 - Meeting Expenses	390.00
TOTAL						
Bill Pmt -Check	08/11/2011	15332	J.R. OLSEN BONDS & INSURANCE BROKERS, IN	286906	1012 - Bank of America Gen'l Ckg	175.10
Bill	07/29/2011	286906			6086 - Position Bond Insurance	175.10
TOTAL						
Bill Pmt -Check	08/11/2011	15333	PARK PLACE COMPUTER SOLUTIONS, INC.	453	1012 - Bank of America Gen'l Ckg	1,875.00
Bill	07/29/2011	453		IT Services - July 2011	6052.1 - Park Place Comp Solutn	1,875.00
TOTAL						

CHINO BASIN WATERMASTER
Cash Disbursements For The Month of
August 1, 2011 - August 26, 2011

Type	Date	Num	Name	Memo	Account	Paid Amount
Bill Pmt -Check	08/11/2011	15334	SAFEGUARD DENTAL & VISION	3869356	1012 - Bank of America Gen'l Ckg	
Bill	08/04/2011	3869356		Dental Insurance - August 2011	60182.2 - Dental & Vision Ins	7.91
TOTAL						7.91
Bill Pmt -Check	08/11/2011	15335	THE LAWTON GROUP	6017	1012 - Bank of America Gen'l Ckg	
Bill	07/31/2011	1VC 70000017323		Week Ending 7/31/11	6017 - Temporary Services	824.00
TOTAL						824.00
Bill Pmt -Check	08/11/2011	15336	UNION 76	300-732-989	1012 - Bank of America Gen'l Ckg	
Bill	07/31/2011	300732989		July 2011	6175 - Vehicle Fuel	126.00
TOTAL						126.00
Bill Pmt -Check	08/11/2011	15337	USA-FACT INC	1861960-IN	1012 - Bank of America Gen'l Ckg	
Bill	08/05/2011	1861960-IN		Background/credit check for Gerry Greene	6016 - New Employee Search Costs	224.26
TOTAL						224.26
Bill Pmt -Check	08/11/2011	15338	WATER FACILITIES AUTHORITY	11-98	1012 - Bank of America Gen'l Ckg	
Bill	06/30/2011	11-98		WFA treatment charge	1420 - Prepaid Injected Water Purchase	7,791.00
TOTAL						7,791.00
Bill Pmt -Check	08/11/2011	15339	WESTERN DENTAL SERVICES, INC.	002483	1012 - Bank of America Gen'l Ckg	
Bill	08/09/2011	002483		Dental Insurance - September 2011	60182.2 - Dental & Vision Ins	28.88
TOTAL						28.88
Bill Pmt -Check	08/11/2011	15340	YUKON DISPOSAL SERVICE	08-K2 213849	1012 - Bank of America Gen'l Ckg	
Bill	08/09/2011	08-K2 213849		Service for Aug 2011	6024 - Building Repair & Maintenance	142.88
TOTAL						142.88
Bill Pmt -Check	08/12/2011	15341	BROWNSTEIN HYATT FARBER SCHRECK	442047	1012 - Bank of America Gen'l Ckg	
Bill	06/30/2011	442047			6907.3 - WM Legal Counsel	23,051.36
Bill	06/30/2011	442048			6907.34 - Santa Ana River Water Rights	54.90
Bill	06/30/2011	442049			6907.31 - S. Archibald Plume-Formerly OIA	2,106.00
Bill	06/30/2011	442050			6907.32 - Chino Airport Plume	1,633.09
Bill	06/30/2011	442051			6907.33 - Desalter Negotiations	3,948.75
Bill	06/30/2011	442052			6907.35 - Paragaph 31 Motion	7,359.96
Bill	06/30/2011	442053			6907.36 - Santa Ana River Habitat	213.30
TOTAL						38,367.36
Bill Pmt -Check	08/12/2011	15342	WILDERMUTH ENVIRONMENTAL INC	2011241	1012 - Bank of America Gen'l Ckg	
Bill	06/30/2011	2011241			6906 - OBMP Engineering Services	5,358.99
Bill	06/30/2011	2011242			6906 - OBMP Engineering Services	2,960.00
Bill	06/30/2011	2011243			6906 - OBMP Engineering Services	375.00
Bill	06/30/2011	2011244			6906 - OBMP Engineering Services	37,216.25

P70

Type	Date	Num	Name	Memo	Account	Paid Amount
Bill	06/30/2011	2011245			7103.3 - Grdwtr Qual-Engineering	645.00
Bill	06/30/2011	2011246			7103.3 - Grdwtr Qual-Engineering	675.00
Bill	06/30/2011	2011247			7103.3 - Grdwtr Qual-Engineering	18,731.25
Bill	06/30/2011	2011248			7104.3 - Grdwtr Level-Engineering	600.00
Bill	06/30/2011	2011249			7104.3 - Grdwtr Level-Engineering	7,808.44
Bill	06/30/2011	2011250			7104.3 - Grdwtr Level-Engineering	9,181.25
Bill	06/30/2011	2011251			7104.3 - Grdwtr Level-Engineering	24,225.00
Bill	06/30/2011	2011252			7104.8 - Grdwtr Level-Contracted Serv	2,810.00
Bill	06/30/2011	2011253			7107.2 - Grd Level-Engineering	150.00
Bill	06/30/2011	2011254			7107.2 - Grd Level-Engineering	5,871.30
Bill	06/30/2011	2011255			7107.8 - Grd Level-Cap Equip Exte	381.97
Bill	06/30/2011	2011256			7107.8 - Grd Level-Cap Equip Exte	6,636.25
Bill	06/30/2011	2011257			7107.6 - Grd Level-Contract Svcs	31,783.98
Bill	06/30/2011	2011258			7107.6 - Grd Level-Contract Svcs	15,500.00
Bill	06/30/2011	2011259			7108.3 - Hydraulic Control-Engineering	300.00
Bill	06/30/2011	2011260			7108.3 - Hydraulic Control-Engineering	13,821.21
Bill	06/30/2011	2011261			7108.3 - Hydraulic Control-Engineering	1,037.50
Bill	06/30/2011	2011262			7108.3 - Hydraulic Control-Engineering	1,843.75
Bill	06/30/2011	2011263			7108.3 - Hydraulic Control-Engineering	112.50
Bill	06/30/2011	2011264			7108.3 - Hydraulic Control-Engineering	1,666.72
Bill	06/30/2011	2011265			7108.3 - Hydraulic Control-Engineering	125.00
Bill	06/30/2011	2011266			7108.3 - Hydraulic Control-Engineering	31.25
Bill	06/30/2011	2011267			7108.3 - Hydraulic Control-Engineering	412.50
Bill	06/30/2011	2011268			7108.3 - Hydraulic Control-Engineering	276.05
Bill	06/30/2011	2011269			7303 - PE3&5-Engineering	4,870.00
Bill	06/30/2011	2011270			7403 - PE4-Contract Svcs	5,000.00
Bill	06/30/2011	2011271			7502 - PE6&7-Engineering	953.75
Bill	06/30/2011	2011272			6906.1 - OBMP - Watermaster Model Update	26,782.69
Bill	06/30/2011	2011273			6906.1 - OBMP - Watermaster Model Update	39,007.50
Bill	06/30/2011	2011274			6906.1 - OBMP - Watermaster Model Update	800.00
TOTAL						267,950.10
Bill	08/22/2011	15343	BANK OF AMERICA	XXXX-XXXX-XXXX-9341	1012 - Bank of America Gen'l Ckg	
Bill	07/31/2011	XXXX-XXXX-XXXX-9341		CEO mtg w/Feenstra and Koopman	8412 - Meeting Expenses	56.85
				Registration-CEO to Water Reuse Symposium	6191 - Conferences - General	414.03
				Misc. office supplies	6031.7 - Other Office Supplies	62.32
				CEO mtg w/Ken Willis	6312 - Meeting Expenses	29.70
				CEO mtg w/Bob Kuhn	6312 - Meeting Expenses	16.48
				Public hearing notice in newspaper	6342 - Postage and Printing	66.85
				Lunch for July 28 Board mtg	6312 - Meeting Expenses	228.64
				Equipment for gw quality sampling	7103.6 - Grdwtr Qual-Supplies	1,045.12
				Lunch-July 14 water quality presentation meeting	7103.6 - Grdwtr Qual-Supplies	81.16
TOTAL						2,001.15

Type	Date	Num	Name	Memo	Account	Paid Amount
Bill Pmt -Check	08/22/2011	15344	CHINO HILLS, CITY OF*		1012 - Bank of America Gen'l Ckg	
Bill	08/11/2011	1			7605 - PE889-Other Expenses	3,059.00
TOTAL						3,059.00
Bill Pmt -Check	08/22/2011	15345	CITISTREET	Payroll and Taxes for 07/24/11-08/06/11	1012 - Bank of America Gen'l Ckg	
General Journal	08/08/2011	08/06/11	CITISTREET	457 Employee deductions for 07/24/11-08/06/11	2000 - Accounts Payable	1,863.30
TOTAL						1,863.30
Bill Pmt -Check	08/22/2011	15346	CUCAMONGA VALLEY WATER DISTRICT	Lease Due September 1, 2011	1012 - Bank of America Gen'l Ckg	
Bill	08/16/2011			Lease Due September 1, 2011	1422 - Prepaid Rent	5,844.00
TOTAL						5,844.00
Bill Pmt -Check	08/22/2011	15347	DC LAW	13557	1012 - Bank of America Gen'l Ckg	
Bill	07/31/2011	13557		13557 - Ag Pool Legal Services	8467 - Ag Legal & Technical Services	3,152.50
TOTAL						3,152.50
Bill Pmt -Check	08/22/2011	15348	DGO AUTO DETAILING		1012 - Bank of America Gen'l Ckg	
Bill	07/28/2011			Wash 3 service trucks	6177 - Vehicle Repairs & Maintenance	75.00
Bill	08/11/2011			Wash 3 service trucks	6177 - Vehicle Repairs & Maintenance	75.00
TOTAL						150.00
Bill Pmt -Check	08/22/2011	15349	PRE-PAID LEGAL SERVICES, INC.	111802	1012 - Bank of America Gen'l Ckg	
Bill	08/15/2011	111802		August 2011	60194 - Other Employee Insurance	51.80
TOTAL						51.80
Bill Pmt -Check	08/22/2011	15350	PREMIERE GLOBAL SERVICES	08694770	1012 - Bank of America Gen'l Ckg	
Bill	07/31/2011	08694770		7/06 Appropriative Pool Agenda call	8312 - Meeting Expenses	17.80
				7/06 Non Ag Pool Agenda call	8512 - Meeting Expense	17.78
				7/06 Ag Pool Agenda call	8412 - Meeting Expenses	17.78
				7/07 Restated Judgment call	6909.1 - OBMP Meetings	171.81
				7/08 South Ontario Plume call	7103.6 - Grdwtr Qual-Supplies	43.74
				7/13 South Ontario Plume call	7103.6 - Grdwtr Qual-Supplies	95.34
				7/14 Non Ag Pool Meeting call	8512 - Meeting Expense	126.98
				Monthly service fee	6022 - Telephone	14.95
				Moderator fee	6022 - Telephone	13.75
TOTAL						519.93
Bill Pmt -Check	08/22/2011	15351	PUBLIC EMPLOYEES' RETIREMENT SYSTEM	Payor #3493	1012 - Bank of America Gen'l Ckg	
General Journal	08/08/2011	08/06/2011	PUBLIC EMPLOYEES' RETIREMENT SYSTEM	CalPERS Retirement for 07/24/11-08/06/11	2000 - Accounts Payable	7,054.35
TOTAL						7,054.35
Bill Pmt -Check	08/22/2011	15352	STAULA, MARY L		1012 - Bank of America Gen'l Ckg	

P72

CHINO BASIN WATERMASTER
Cash Disbursements For The Month of
August 1, 2011 - August 26, 2011

Type	Date	Num	Name	Memo	Account	Paid Amount
Bill	08/31/2011				60182.4 - Retiree Medical	136.61
TOTAL						136.61
Bill Pmt -Check	08/22/2011	15353	THE LAWTON GROUP	6017	1012 - Bank of America Gen'l Ckg	824.00
Bill	08/11/2011	1VC070000017354		Week Ending 8/07/11	6017 - Temporary Services	824.00
TOTAL						824.00
Bill Pmt -Check	08/22/2011	15354	VERIZON BUSINESS	08076687	1012 - Bank of America Gen'l Ckg	1,537.85
Bill	08/11/2011	08076687		Charges for service period 9/01/11 - 9/30/11	6053 - Internet Expense	1,537.85
TOTAL						1,537.85
Bill Pmt -Check	08/22/2011	15355	VERIZON WIRELESS	0992016645	1012 - Bank of America Gen'l Ckg	399.81
Bill	08/11/2011	1000928455		Monthly service	6022 - Telephone	399.81
TOTAL						399.81
Bill Pmt -Check	08/22/2011	15356	WATER FACILITIES AUTHORITY	12-10	1012 - Bank of America Gen'l Ckg	12,808.74
Bill	08/11/2011	12-10		WFA treatment charge	1420 - Prepaid Injected Water Purchase	12,808.74
TOTAL						12,808.74
Bill Pmt -Check	08/25/2011	15357	EL TORITO	Lunch for 8/25/11 Watermaster Board Meeting	1012 - Bank of America Gen'l Ckg	395.00
Bill	08/25/2011			Lunch for 8/25/11 Watermaster Board Meeting	6312 - Meeting Expenses	395.00
TOTAL						395.00
P73					Total Disbursements:	3,451,144.87

THIS PAGE
HAS
INTENTIONALLY
BEEN LEFT
BLANK
FOR PAGINATION



CHINO BASIN WATERMASTER

IV. INFORMATION

2. Newspaper Articles



dailybulletin.com

Industry seeks to reverse ban by local agency of new water softeners in western S.B. County

Andrew Edwards, Staff Writer

Created: 08/26/2011 06:34:12 PM PDT

An industry group has asked the Inland Empire Utilities Agency to reverse its ban on new water softeners in western San Bernardino County.

The industry group has said the ban - designed to facilitate the region's use of recycled water - is unwarranted.

The agency says the salt in the waste water from water softeners threatens the district's expanded use of recycled water now being delivered locally to irrigate landscaping, parks and golf courses.

"They've kind of banned something that is really not contributing to the problem any more because of how efficient we made them," said Mike Mecca, product development director for Performance Water Products, a Buena Park-based water softener manufacturer.

Water softeners purge domestic water supplies of impurities which cause hard water buildup on pipes, faucets and showerheads.

Industry members want the agency to hold off from enforcing the law and craft a new one that does not ban their business from much of the Inland Empire.

The agency estimates 18,000 households within its service area use ion exchange water softeners.

During a special meeting June 15, the IEUA's governing board adopted the ban which affects an area stretching from Fontana to Montclair south into the Chino Valley.

As explained by the Salt Institute, common ion exchange water softeners work by passing water through a tank filled with "resin" beads that trade calcium and magnesium ions with

sodium ions that are bound to the beads.

It is the magnesium and calcium in domestic water that can prevent hard water stains, and those materials, along with salt water, gets flushed into the sewer system.

And that's a big problem, said Martha Davis, IEUA's executive manager for policy development.

"We've been salt-challenged for decades," she said.

Since the 1960s, the IEUA has built special "brine lines" to divert high-salinity industrial discharge out of the Chino groundwater basin, Davis said.

Residential water softeners release some 3,000 tons of salt a year into the local treatment system, according to the IEUA.

Advertisement for DIRECTV service. The ad features logos for various channels including USA, DIRECTV, and BET. The main text reads "More TV. Less Money." and "NO EQUIPMENT TO BUY! NO START-UP COSTS!". A large red circle highlights a "Package starting at \$29.99 EVERY MONTH LOW PRICE". At the bottom, it says "Call now 1-888-478-3360".

All offers require 2 year agreement. Offered while available and subject to approval. Credit card required. New customers only. Some restrictions. Must meet programing. 24 hr/7d HD Access. Prices, fees and terms & conditions vary by market. \$35.95 Handling & Delivery fee may apply. Call for details. ©2011 DIRECTV and the Stylized Design logo are trademarks of DIRECTV, Inc.

Print Powered By FormatDynamics



The U.S. Environmental Protection Agency allows the IEUA to have less than 550 milligrams of salt per liter in the recycled water it delivers.

Current salt amounts are still at less than 500 milligrams per liter. If salt levels exceed the 550 mg level, the IEUA will not be able to send recycled water to customers, Davis said.

The agency estimates the salt that water softeners add to recycled water is about 25 mg per liter.

"The issue is what happens in the future, and if more people start using that equipment, and then we're in danger of crossing that line," she said.

The IEUA's ban would allow customers to use ion exchange water softeners if the equipment does not send wastewater into the sewage system.

Households could use "exchange tank" systems that would require them to hire a company to deliver salty wastewater to an approved location.

That kind of service can cost \$20 to \$30 per month, Davis said.

The IEUA's member agencies - cities and water districts in its territory - are responsible for passing their own laws to enforce the ordinance.

Davis acknowledged the IEUA's ban on new water softeners is unusual, but even it does not go as far as a measure that completely bans the devices. In Santa Clarita, a stricter ban requires homeowners to immediately remove the water softeners.

The Water Quality Association, which represents the water softener industry, warned that enforcement could lead to local officials filing search warrants to hunt for the now-illegal water softeners and fining and even jailing homeowners.

The WQA made that warning in a press release and in a Aug. 12 letter the association's Irvine-based law firm, Jones Day, sent to the IEUA.

Davis dismissed talk of search warrants and jail as "fear-mongering." In the worst case, she said, a city inspector finding a prohibited water softener would inform the homeowner of the agency's \$2,000 rebate plan to remove the device.

The IEUA and WQA had been in communication before the ban, but WQA government affairs director David Loveday said adopting the ban at a special meeting prevented opponents from having their say.

Davis said holding the hearing in the evening - the IEUA's board usually convenes for morning meetings -- was intended to allow more people to speak.

Nonetheless, the WQA's lawyers want the water agency to hold another hearing in September giving the ban's opponents a chance to speak before its board.

Loveday said he is confident an all-out ban is not the only solution to the agency's salt worries.

"Maybe there's a way of doing a strong education

More TV. Less Money.

NO EQUIPMENT TO BUY!
NO START-UP COSTS!

Call now 1-888-478-3360

All offers require 2 year agreement. Offer valid 12/1/11 and is based on approved credit, credit card required. New customers only. (Base required) must meet program req. 24 months (18 Month) Prices higher and terms & conditions vary in other markets. \$17.95 handling & delivery fee may apply. Call for details. ©2011 DIRECTV and the Optima Design logo are trademarks of DIRECTV, Inc.

dailybulletin.com

program, a strong efficiency program," he said. "We're more than willing to work with them to help them come to a solution over our (portion) of the problem."

Send flowers
for any occasion
Bouquets
from **\$19⁹⁹**
+s/h



ProFlowers
Offer ONLY available at:
proflowers.com/happy
or call 1.877.804.1133

Print Powered By 

THIS PAGE
HAS
INTENTIONALLY
BEEN LEFT
BLANK
FOR PAGINATION



REAL ESTATE | JOBS | CARS | DEALS | CLASSIFIEDS | PLACE AN AD | SIGN-IN/SIGN-UP | SUBSCRIBE | E-REGISTER | CUSTOMER SERVICE | TODAY'S PAPER

SEARCH SITE

NEWS

SURF REPORT/CAMS | 72.0°F in Santa Ana | LIVE TRAFFIC

HOME | NEWS | SPORTS | BUSINESS | ENTERTAINMENT | LIFE | TRAVEL | OPINION

Blogs | California | City-by-City News | Columns | Crime and Courts | Data Central | Education | Immigration | Military | Nation | Obituaries | OC Watchdog | Photos | Politics and Government | Science | Technology | Videos | World

Published: Aug. 23, 2011 Updated: Aug. 24, 2011 7:36 a.m.

Text: [+] [-] [x] Next Article »

Water agencies sue feds over Santa Ana sucker


Twelve water agencies contended in a federal lawsuit Tuesday that a million customers could see their water supply cut by a third to protect a tiny fish called the Santa Ana sucker.

4 | Recommend | Share | Comment | Email | Share

By PAT BRENNAN / ORANGE COUNTY REGISTER

Twelve water agencies contended in a federal lawsuit Tuesday that a million customers could see their water supply cut by a third to protect a tiny fish called the Santa Ana sucker.

The 12, mostly in Riverside and San Bernardino counties, say the [U.S. Fish and Wildlife Service](#) should reduce the size of the 9,331-acre "critical habitat" area that it designated for the threatened fish last year. The suit was filed in federal court in Santa Ana.



"We have new water-capture and recycled water projects along the Santa Ana River which would be impacted by this new, expanded habitat," said Douglas Headrick, general manager of the [San Bernardino Valley Municipal Water District](#). "We're not against habitat. We just don't feel the science is there for this designation."

Most of a 767-acre stretch of habitat occurs on the Santa Ana River in Orange County. But an [Orange County Water District](#) official said his agency, though aware of the lawsuit, chose not to take part, and that he did not believe the critical habitat designation would affect Orange County's water supply.

He said the district takes part in efforts to restore habitat for the fish.

"We've been able to work collaboratively with the Fish and Wildlife Service," said Greg Woodside, the district's executive director of planning and natural resources. "We did not see this as a problem for us."

The fish, less than six inches long, survives on algae, invertebrates and bits of organic material, and requires cool water with pools, riffles and loose sand and gravel.

"Critical habitat" does not bar development or set aside acreage for protection. But it does add a layer of protection for threatened and endangered species by requiring potential developers to consult with the federal government to make sure habitat is not destroyed or modified beyond the species' tolerance, said Fish and Wildlife spokeswoman Jane Hendron.

It also does not impose restrictions retroactively, she said; it only applies to future projects.

Headrick said he is worried about, among other things, the possibility that agencies would be required to move water at high velocities to help create gravel beds for the fish.


Moving water at high speed could result in the loss of supply, he said.

In a press release, he said he and officials at the other agencies were concerned about losing as much as 125,000 acre feet of water a year, a third of the supply for Riverside and San Bernardino County residents.

Chaparosa Grill
50% off! \$15 for \$30 worth of Succulent Island Fusion Cuisine from Chaparosa Grill

Like

ADVERTISEMENT




More from Science

- OC Health: High heat raises risk of illness 56 minutes ago
- Experts: D.C. quake one of East Coast's largest 3 hours & 3 minutes ago
- 2010 Baja quake raised risk for O.C. 3 hours & 3 minutes ago

Recommended for You

Powered by newsogram

ADVERTISEMENT



ADVERTISEMENT



It would have to be made up with costly imported water, he said.

Hendron said she could not comment on the specifics of the lawsuit.

Headrick said he wants a federal judge to roll back the critical habitat designation to the 8,305-acre level designated in 2005.

The wildlife agency has been buffeted by legal challenges, including from the environmental group, the Center for Biological Diversity, forcing revisions of the designations since an initial one of more than 21,000 acres in 2004.

The other suing agencies are the Bear Valley Mutual Water Company in Redlands, the Big Bear Municipal Water District, the cities of Redlands and Riverside, the San Bernardino Municipal Water Department, the East Valley Water District in Highland, the Riverside County Flood Control and Water Conservation District, the San Bernardino Valley Water Conservation District, the Western Municipal Water District in Riverside, the West Valley Water District in Rialto, and the Yucaipa Valley Water District.

[COMMENTS](#) | [PRINT](#) | [EMAIL](#) | [SHARE](#) [More from Science »](#)

Reader Comments

Comments are encouraged, but you must follow our [User Agreement](#).


1. **Keep it civil and stay on topic.**
2. **No profanity, vulgarity, racial slurs or personal attacks.**
3. **People who harass others or joke about tragedies will be blocked.**

Share your thoughts about this story
You must be logged in to leave a comment. [Login](#) | [Register](#)

To leave a comment, you need to sign up.

[Sign up](#)
[Log in](#)
[Forgot password?](#)

1 comment Sort: [Newest to Oldest](#)




ORANGECRUSHED Score: 0 [Report Abuse](#)

9:12 AM on August 24, 2011

The Santa Ana Sucker (AKA the Delta Smelt South).

Of course the real suckers are those who try to find a compromise with the environmental extremists whose goal it is to stop all infrastructure projects and use these critters as tools and roadblocks to stop good projects.



[View Article](#) | [Article Data](#)

Get a mailbox from The UPS Store.®

SAVE NOW

The UPS Store

WE ♥ LOGISTICS™

[Home](#) | [News](#) | [Sports](#) | [Business](#) | [Entertainment](#) | [Life](#) | [Travel](#) | [Opinion](#) | [Real Estate](#) | [Jobs](#) | [Cars](#) | [Deals](#) | [Classifieds](#) | [Place An Ad](#) [Return to Top](#)

ADVERTISE OPTIONS	CONTACT OREGISTER	OCR SERVICES	NEWS YOUR WAY	ADVERTISING	PARTNERS
Self Service	About Us	Archives	Blogs	Classifieds	KDOC-TV
Place an Online Ad	Careers	Buy Our Photos	E-Mail Newsletters	Cars	MSNBC
Place a Print Ad	Contact Us	California Lottery	E-Register	Deals	OC Excelsior
Place a Classified Ad	Corrections	Deals	Mobile	Jobs	Coast Magazine
Media Kit	Customer Service	OCRegister Fanshop	RSS	Real Estate	Preferred Destination
Advertising Contact Info	Subscribe Today	Orange County Businesses	Article Map	Place a Classified Ad	OrangeCounty.com
	Subscriber Services	Register Insider	Site Map	View our Media Kit	FreedomPolitics.com
	Site Help	Register in Education	Video	Interactive	
	Site Feedback	Obituaries			



Copyright © 2011 Orange County Register Communications. All Rights Reserved.
[Privacy Policy](#) | [Site Help](#) | [User Agreement](#) | [Site Map](#)



NEWS

Water agencies file suit against Fish and Wildlife[Print Page](#)

The agencies allege the federal agency recently expanded critical habitat areas for the endangered Santa Ana Sucker using "sloppy science"

Published: Tuesday, August 23, 2011 8:34 AM PDT

Water agencies file suit against Fish and Wildlife

Twelve water agencies filed suit Tuesday, Aug. 23, against the U.S. Fish and Wildlife Service over a critical habitat ruling that could cost 1 million Southern Californians a third of their water supply.

At issue is the Service's December 2010 ruling to double the critical habitat area for the Santa Ana Sucker, an endangered fish that lives in the Santa Ana River in western Riverside, San Bernardino and Orange counties.

"The expanded critical habitat area for the Sucker is unnecessary and will assuredly lead to increased water costs for our customers," said Patrick Milligan, president of San Bernardino Valley Municipal Water District, adding, "The decision was based on sloppy science and a flagrant disregard for the requirements of the Endangered Species Act and other federal laws."

"Western and neighboring districts are working very hard to expand local water sources while at the same time joining forces with other agencies to help protect endangered species by nurturing existing habitats," explained John Rossi, general manager of Western Municipal Water District in Riverside.

The collaborating water agencies believe that the Service violated several tenets of the Endangered Species Act (ESA), which requires the federal agency to consult with and work cooperatively with state and local agencies; to base its decisions on the best available science; and to balance the needs of endangered species with the needs of humans who are likely to be affected by critical habitat rulings.

But when it came to designating an expanded critical habitat area for the Sucker, the Service not only failed to consult with or work cooperatively with state and local agencies, but it based its decisions on unscientific survey data, unpublished reports that have not been peer reviewed as well as published reports that, ironically, contradict the Service's arguments.

According to the water agencies' complaint filed in U.S. District Court in Santa Ana, the Service ignored extensive written concerns submitted by public agencies, which warned that the expanded habitat area would not only threaten the water supplies of 3 million Southern California residents, but undermine the Inland Empire economy as well.

Indeed, the expanded habitat ruling superimposes federal restrictions that make it difficult to operate and maintain water collection, recycling and groundwater recharge operations in and along the Santa Ana River.

While the Santa Ana River supplies water to 3 million Southern California residents, these restrictions could translate into a net loss of 125,800 acre-feet of San Bernardino Mountain water each year, which amounts to one third of the water supply currently used by 1 million residents of Riverside and San Bernardino counties, cite the 12 water agencies. The ruling also impacts the ability of agencies, like the city of San Bernardino Municipal Water Department, to utilize recycled water currently discharged to the river.

If allowed to stand, these restrictions will pull the rug out from under efforts by Inland Southern California water agencies to reduce their dependence on water imports from the Sacramento-San Joaquin Delta, whose supplies are already constrained due to the Service's efforts to protect the Delta smelt.

Inland water agencies obtained additional Santa Ana River water rights from the State Water Resources Control Board in late 2009 to reduce the region's dependence on Delta water supplies. But the Service never participated in the water rights process, unlike the California Department of Fish and Game or the U.S. Forest Service, which both participated in the water rights process. Both reached agreements with water agencies that would protect natural resources and provide water for the Inland Empire.

The Service also ignored written comments from the U.S. Army Corps of Engineers, which warned that the new habitat designation could put millions of Southern Californians at risk by interfering with the operation of the Seven Oaks Dam as a flood control facility.

The Service previously established a critical habitat area for the Sucker in 2005, but decided to double the critical habitat area after being sued in 2007 by the Center for Biological Diversity (CBD), an Arizona-based group that frequently files suit against the Service to challenge its decisions.

"The Service never stated why its 2005 ruling was insufficient, nor has it provided any new scientific information to justify an expansion of critical habitat for the Sucker," Milligan said.

Water agencies believe the Service expanded the critical habitat area for the Sucker merely to pacify the CBD, even though the group has not been actively involved in efforts to conserve or protect the Sucker.

"As far as we know, the Center for Biological Diversity has never been an active participant in conservation efforts involving the Sucker, which makes their motives highly suspect," Milligan said. He added that water agencies have no record of CBD representatives participating in Santa Ana Sucker Conservation Team meetings that have taken place during the past decade.

Inland water agencies filed suit against the Service four months after they publicly warned the Service that they would pursue litigation unless the Service rescinded its 2010 habitat ruling.

In their notice of intent to file a lawsuit, water agencies reminded the Service that they have spent the past 10 years successfully developing and implementing a Santa Ana Sucker Conservation Program that is already working to recover and restore habitats for this endangered species in collaboration with the California Department of Fish and Game. The program has produced significant research, including reproductive monitoring surveys, the development of population estimates, increased project management, habitat surveying and mapping as well as invasive species removal.

Agencies that are participating in the lawsuit against the Service include Bear Valley Mutual Water Company in Redlands; Big Bear Municipal Water District; City of Redlands; City of Riverside; City of San Bernardino Municipal Water Department; East Valley Water District in Highland; Riverside County Flood Control and Water Conservation District; San Bernardino Valley Municipal Water District; San Bernardino Valley Water Conservation District; Western Municipal Water District in Riverside; West Valley Water District in Rialto; and Yucaipa Valley Water District.

Douglas Headrick NEWS RELEASE

Santa Ana Sucker Task Force

(909) 387-9226

douglash@sbymwd.com

THE U.S. FISH AND WILDLIFE SERVICE IS OFTEN SUED

FOR FAILING TO DO ITS HOMEWORK

Lawsuits involving developers, environmentalists and other government agencies portray a federal

agency with a penchant for making arbitrary decisions and failing to adhere to the requirements of the Endangered Species Act

SAN BERNARDINO, Calif., Aug. 23, 2011 – Today's filing of a lawsuit by 12 Southern California water agencies against the U.S. Fish and Wildlife Service is the latest in a series of legal complaints about the Service's failure to do its job.

The federal agency has a history of designating public lands and watersheds as "critical habitat" for various endangered species without first performing the requisite analysis to determine whether such actions will significantly benefit the species in question.

"The Service has a history of making arbitrary decisions that the agency cannot justify in a court of law because the agency hasn't done its homework or complied with the requirements of the Endangered Species Act," said Patrick Milligan, an attorney who also serves as president of San Bernardino Valley Municipal Water District.

The Service, he added, is frequently sued by environmentalists, developers and other government agencies for making arbitrary decisions and failing to do its homework. Consider these recent lawsuits:

§ Center for Biological Diversity vs. Bureau of Land Management: In this 2006 case, the Center for Biological Diversity challenged the Service's decision to exclude certain areas from a critical habitat designation for Peirson's milk-vetch. The court concluded that the exclusion was arbitrary and capricious because it was based on an erroneous interpretation of the ESA. The court also concluded that critical assumptions made by the Service were not based on the factual record.

§ Home Builders Association vs. U.S. Fish and Wildlife Service: In this 2006 case, the Home Builders Association challenged the Service's designation of more than 800,000 acres of land in California and Oregon for 15 vernal pool species. The court granted a motion by environmental groups that challenged the Service's to exclude lands subject to conservation plans from the designation. The court held that the Service failed to comply with applicable legal standards and specifically failed to consider the recovery benefits of habitat designation in its economic analysis.

§ Alliance for the Wild Rockies vs. Lyder: In this 2010 case, the Alliance for the Wild Rockies challenged a critical habitat designation for the lynx in Maine, Minnesota, Wyoming, Idaho and Washington. The court granted the Alliance's motion for summary judgment, partly because the Service improperly and arbitrarily excluded areas of Montana, Idaho and Colorado from its designation. The court found that the Service failed to apply proper legal standards regarding the goal of habitat designation to its decision.

Earlier this year, the Service announced plans to review its implementation of the Endangered Species Act "to reduce the frequency and intensity of conflicts as much as possible," while making implementation of the ESA "less complex, less contentious and more effective."

Milligan said Service can reduce the intensity of conflict – as well as its vulnerability to lawsuits – by simply doing its homework, using the best available science in its arguments and following the law.

Stacey Aldstadt NEWS RELEASE

City of San Bernardino Water Department

(909) 384-5091

Aldstadt_St@sbcity.org

EXPANSION OF SANTA ANA SUCKER HABITAT THREATENS PROPOSED RECYCLED WATER FACILITY IN THE INLAND EMPIRE

If the U.S. Fish and Wildlife Service requires the cities of Colton and San Bernardino to continue its current discharges into the Santa Ana River, rather than allow some of that water to be diverted to the proposed "Clean Water Factory," it could drive up the proposed facility's operating costs to the point where it is no longer economically feasible, while forcing the Inland region to increase its

dependence on costly imported water that is not always available

SAN BERNARDINO, Calif., Aug. 23, 2011 – Nature has been recycling the Earth's water for millions of years.

But as Southern California faces increasing shortfalls in water supplies – either as a result of population growth, droughts or periodic cutbacks in water deliveries from the Sacramento-San Joaquin Delta and the Colorado River – water agencies have found they can stretch their existing supplies by recycling their own wastewater.

The City of San Bernardino Water Department, in fact, has drawn up plans to recycle as much as 25,000 acre feet of water per year and use it to recharge the Waterman groundwater basin. That's enough water to sustain 100,000 people.

Recycling water through its proposed "Clean Water Factory," the city hopes to build the facility next to its existing wastewater treatment plant and complete the full build-out project by 2020.

But now that the U.S. Fish and Wildlife Service has doubled the critical habitat area for the Santa Ana Sucker, city officials worry that the Service could indirectly derail the project by requiring it to continue its current treated wastewater discharges into the Santa Ana River, rather than allowing some of that water to be redirected to the Clean Water Factory for recycling purposes.

"The Service could require us to continue discharging so much into the Santa Ana River so much recycled water to be discharged that we cannot economically use our recycled water for groundwater recharge," said Stacey Aldstadt, general manager of the City of San Bernardino Water Department.

"This would be a tragedy," she said, "because this is water we need to recharge our groundwater basins. So in their effort to improve habitat for the Sucker, the Fish and Wildlife Service could end up forcing us to import water from 500 miles away. It makes no sense."

The City of San Bernardino has joined 11 other Inland Empire agencies to legally challenge the Fish and Wildlife Service's December 2010 critical habitat decision for the Sucker, which they say was issued in violation of the Endangered Species Act.

The agencies' complaint outlines specific impacts of the critical habitat decision on local water, conservation and flood control agencies throughout western Riverside and San Bernardino counties.

Stacey Aldstadt NEWS RELEASE

City of San Bernardino Water Department

(909) 384-5091

Aldstadt_St@sbcity.org

EXPANSION OF SANTA ANA SUCKER HABITAT THREATENS PROPOSED RECYCLED WATER FACILITY IN THE INLAND EMPIRE

SAN BERNARDINO, Calif., Aug. 23, 2011 – Nature has been recycling the Earth's water for millions of years.

But as Southern California faces increasing shortfalls in water supplies – either as a result of population growth, droughts or periodic cutbacks in water deliveries from the Sacramento-San Joaquin Delta and the Colorado River – water agencies have found they can stretch their existing supplies by recycling their own wastewater.

The City of San Bernardino Water Department, in fact, has drawn up plans to recycle as much as 25,000 acre feet of water per year and use it to recharge the Waterman groundwater basin. That's enough water to sustain 100,000 people.

Recycling water through its proposed "Clean Water Factory," the city hopes to build the facility next

to its existing wastewater treatment plant and complete the full build-out by 2020.

But now that the U.S. Fish and Wildlife Service has doubled the critical habitat area for the Santa Ana Sucker, city officials worry that the Service could indirectly derail the project by requiring it to continue its current treated wastewater discharges into the Santa Ana River, rather than allowing some of that water to be redirected to the Clean Water Factory for recycling purposes.

"The Service could require us to continue discharging so much into the Santa Ana River that we cannot economically use our recycled water for groundwater recharge," said Stacey Aldstadt, general manager of the City of San Bernardino Water Department.

"This would be a tragedy," she said, "because this is water we need to recharge our groundwater basins. So in their effort to improve habitat for the Sucker, the Fish and Wildlife Service could end up forcing us to import water from 500 miles away. It makes no sense."

The City of San Bernardino today joined 11 other Inland Empire agencies in filing suit to challenge the Fish and Wildlife Service's December 2010 critical habitat decision for the Sucker, which water agencies allege to be issued in violation of the Endangered Species Act.

The agencies' complaint outlines specific impacts of the critical habitat decision on local water, conservation and flood control agencies throughout western Riverside and San Bernardino counties.

Copyright © 2011 - Highland News

[X Close Window](#)

THIS PAGE
HAS
INTENTIONALLY
BEEN LEFT
BLANK
FOR PAGINATION

		<p>Opening August 13th</p>
---	--	---------------------------------------


SIGN ON
SAN DIEGO

 PRINT THIS

Ocean wave power projects seek solid footing on West Coast

<

Comments | Share: | Twitter | Facebook | Email |  Print | Save



A proposal to build a wave-power plant the San Onofre Nuclear Generating Station in North County has generated lots of concerns, but the concept of turning sea swells into energy for human use is advancing in the Pacific Northwest and elsewhere around the world. — Eduardo Contreras



Written by
Mike Lee /h5>

3 p.m., Aug. 16, 2011

.tools_story a: hover
{ color: #2c2c2c |
important; }

Follow »

Facebook: U-T-Science-
and-Environment

The cancellation of three ocean wave-energy projects in Sonoma County leaves a proposal north of Oceanside as the only one of its kind off California's coast.

There's wide interest in harnessing the ceaseless power of the ocean because so-called hydrokinetic energy facilities could provide a steady source of energy without air pollution or toxic waste.

Ocean energy

Harnessing power from ocean waves or currents has a big upside but it also has could have negative impacts on the ocean environment, according to a 2008 report by Oregon State University and others. Possible problems include:


- Pelagic habitat: Minimizing entanglement of sea turtles in loose lines is crucial and some scientists are concerned about potential effects of electromagnetic fields created by the

Twitter: @sdutLee

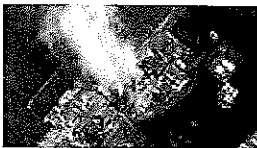
Also see »



U.S. boundary agency names local citizen board



Ocean wave power projects seek solid footing on West Coast



UCSD first to estimate radiation release from Japan

But there are so many barriers that the concept hasn't generated much momentum in California despite aggressive state mandates to ratchet up renewable power supplies. To reach commercial production, a wave-energy farm proposed near San Onofre would have to minimize interference with ocean ecosystems, the famous surf break at Trestles and Marine training at Camp Pendleton. Besides that, proponents must prove the technology will work in the corrosive waters of the ocean and navigate a grueling approval process.


"Wave energy is just not quite ready. It's probably a decade away from being commercially viable," said Cordel Stillman, deputy chief engineer at the Sonoma County Water Agency, which mothballed its wave projects this month. "But the motion of the waves is the most compact and dense energy available from a natural source, and it's only a matter of time before we figure out how to harvest that."

Officials at the U.S. Federal Energy Regulatory Commission said no ocean-wave energy facilities in domestic waters are connected to the power grid, though they have issued more than 30 preliminary permits for exploring tidal or wave projects. Also, the Department of Energy has helped fund a renewable marine energy research center shared by Oregon State University and the University of Washington.

Engineers have experimented with numerous methods for transferring ocean pulses into energy for everyday life. They include using devices that move up and down with the waves like pistons and others that look like giant snakes floating atop the waves and producing power as they flex. Some scientists also are exploring ways to capture energy from steady ocean currents that

operations.

- Benthic habitat: Wave-energy facilities likely will affect local currents and that may change the movement of sediment and larvae. Organisms growing on buoys, cables and anchors may alter sandy seafloor environments where they will be placed.
- Fish: Large facilities could affect migration of salmon, crabs, sturgeon, whales and other creatures.
- Seabirds: Above-water structures may attract birds and alter food webs.
- Marine mammals: Mooring cables may lead to animals getting unintentionally snared.



Numerous ways of harnessing the ocean's energy for human use are being tested at a marine energy center at Oregon State University and other spots around the world. — Oregon State University

California Current

The California Current, stretching from British Columbia to Baja California, is one of the world's most important ocean regions and one that is under intense human pressures. Throughout 2011, reporter Mike Lee has been tracking the changes and other pressing issues in and around the

could turn underwater turbines, much like wind does in the San Diego County backcountry.

Asfaw Beyene, a professor of mechanical engineering at San Diego State University, said the Channel Islands and the curvature of the Southern California coastline mean nearshore waves here don't pack as much power as they do to the north. In addition, there's intense competition for ocean resources in Southern California, making it a challenging place to install marine machinery.

Beyene said one prime opportunity is to repurpose existing oil platforms off the state's coastline as combined wave and wind energy centers.

He said the concept should be seen as part of a larger strategy to reduce dependence on fossil fuels. "It has to come as a package: solar here, or wind there, or the waves."

The proposed San Onofre Electricity Farm would sit in about 25 feet of water roughly 2,000 feet offshore at the northern edge of the county, where a small company aims to connect with existing transmission lines that serve the region's only nuclear power plant.

The concept was proposed last year by JD Products in Fountain Valley, which plans to use buckets that fill with water to turn a conveyor belt and transfer wave energy to a flywheel.

Company CEO Chong Kim envisions thousands of those energy-generating devices eventually tethered to the seafloor and poking several feet above the waves. The project would cover about 6 square nautical miles.

current.

Previously

- Is global warming changing the California Current?
- Marine scientists focus on forage fish
- Overfishing found for Pacific bluefin, bigeye
- U.S. oceans chief pledges support for fish farming
- Tsunami debris to reach California by 2014
- Illegal fishing targeted by 50 nations
- Have you seen this shark?
- Marine predators flock to California Coast
- La Jolla gears up for new era of ocean research
- Tuna ranchers seek future in San Diego
- Marine reserve sets new standard for recovery
- S.D. fishermen align to salvage industry
- Extreme tides offer look at rising sea levels
- La Jolla scientists train eyes on gray giants

Kim said in an interview that he is a retired engineer from Korea who wants to repay the United States for helping his country during the Korean War. He has detailed mechanical plans but not the millions of dollars it would take to deploy his dream machines on a commercial scale. He's hoping for state and federal grants while he refines his concept under a preliminary federal permit that expires in 2013.

Even if Kim finds the money, it's not clear sailing for his wave farm. Officials at Camp Pendleton have warned that it could infringe on critical training areas for amphibious assaults and the National Marine Fisheries Service has raised concerns about potential damage to federally protected steelhead, marine mammals and turtles.

Startup stumbles are common in the world of wave energy. In early August, federal energy regulators canceled permits for the Sonoma County Water Agency's coastal development sites. Stillman, the engineer, said Sonoma lacked the \$2 million or \$3 million needed to proceed after it lost out on federal grants.

But he said the endeavor gave local leaders experience with the permitting process they can use if grants emerge and the technology advances.

"There are probably 50 companies out there looking to build ... a device that not only would survive out there in the ocean but provide a good rate of return on the investment," he said.

In 2007, Pacific Gas & Electric announced a foray into wave energy exploration on the North Coast where company officials touted the "excellent wave power potential." PG&E pulled the plug on that project last year and in April it suspended work on a related endeavor near Vandenberg Air Force Base. A company spokeswoman said the costs ended up being much higher than expected.

A spokeswoman for San Diego Gas & Electric said it is not developing any wave-energy projects.

The future appears brighter in Washington, where the Snohomish County Public Utility District is pursuing a \$25 million investigation into tidal wave power. District leaders are trying to position the Northwest as a leader in ocean energy much like it is for conventional hydropower by installing two turbines 200 feet deep in the Puget Sound by late 2013.

In Oregon, the university's marine energy center is developing an ocean test site where companies can bring devices for trial runs next year. Program manager Meleah Ashford said several technologies are moving ahead and some could be commercially viable in less than a decade if there's enough money to refine them.

But she said the big questions will be settled by factors outside the control of developers and scientists. "There are space-use issues that seem to be particularly challenging in the U.S." she said. "Who gets the right to use

News

STATE, FEDS TO MOVE AGGRESSIVELY ON DELTA PLAN

By **Alex Breittler**

August 12, 2011

Record Staff Writer

SACRAMENTO - State and federal officials announced Thursday an "aggressive" schedule to complete the Bay Delta Conservation Plan, which would convert tens of thousands of acres of farmland to wetland, and could include the construction of a peripheral canal or tunnel.

They also announced the "potential" for an additional \$100 million from water contractors who rely on Delta water. That money is needed to finish writing the plan; billions more will be needed to actually execute it.

About \$150 million has been spent to date. Over the next month or so, the boards of about 50 water districts will decide if they want to kick in the additional \$100 million, for a total cost of about \$250 million, before a single shoveful of earth is turned.

"It's a large ticket," said Roger Patterson, assistant general manager of the Metropolitan Water District of Southern California, a major urban user of Delta water.

The state had asked the contractors for more money about a year ago, Patterson said Thursday at a meeting updating the public on the progress of the plan.

"We basically said we need to see a road map and a schedule to get us through the rest of the process to the goal line. That has taken some amount of time to do that. But we wanted to see that before we would ask individual boards of directors to make that commitment."

Water contractors are paying for most of the planning process. They'll also pay for the canal or tunnel itself - about \$12.7 billion. What's not clear is who will fund the wetland restoration, which could be an additional \$3.6 billion, Patterson said.

The new schedule calls for a draft conservation plan to be completed by summer 2012. The final plan would be finished by 2013.

This isn't the first time officials have proposed an ambitious schedule to complete the deeply complex plan. The administration of Gov. Arnold Schwarzenegger first aimed to finish the plan in 2010 and begin construction on a new aqueduct in 2011.


The Brown administration has promised a more deliberate and transparent process.

"We've opened up the process to stakeholders, which wasn't the case before," said state Secretary for Natural Resources John Laird. "We're trying to get clear goals. ... We recognize it's an aggressive schedule. If we don't target an aggressive schedule, we will not move."

If successful, the plan would grant 50-year permits to continue exporting Delta water to farms and cities from the Bay Area to San Diego, while also addressing the Delta's suffering ecosystem. A canal or tunnel faces opposition in San Joaquin County, in part because routing freshwater around the Delta instead of through it could make the water saltier and decrease crop production.

Contact reporter Alex Breittler at (209) 546-8295 or abreittler@recordnet.com. Visit his blog at recordnet.com/breittlerblog.

THIS PAGE
HAS
INTENTIONALLY
BEEN LEFT
BLANK
FOR PAGINATION



Buttons

Print

Close

Future of Delta to be spelled out within nine months

SACRAMENTO

August 11, 2011 2:14pm

- **Government to issue EIR by June 2012**
- **'Take the guess work out of next steps'**

The government is about to tell citizens what's going to happen to the Sacramento-San Joaquin Delta, the largest estuary on the West Coast and the major source of fresh water for more than 23 million Californians.

It is possible that a giant peripheral canal around the Delta or a massive tunnel beneath it could be part of the plan to ship fresh water from the Sacramento River directly to pumps near Tracy to send it south into the San Joaquin Valley, the Bay Area and Southern California.

Currently water to those points first flows through the myriad channels and rivers in the Delta.

The California Department of Water Resources is to identify one project that would serve as the basis for federal and state permit applications and environmental review. "Those alternatives include a variety of conveyance facilities with capacities ranging from 3,000 to 15,000 cubic feet per second," the California Natural Resources Agency says.

A range of proposals for habitat restoration is also under consideration, it says.

A combined environmental impact statement and environmental impact report (EIR/EIS) for the Bay Delta Conservation Plan is to be issued by June 2012, say the U.S. Department of the Interior, the U.S. Department of Commerce, and the California Natural Resources Agency.

The alternatives under consideration by the state for purposes of the BDCP effects analysis will not necessarily be the same as the alternatives considered in the EIR/EIS prepared in compliance with state and federal environmental laws.

In addition, water contractors will be considering financial commitments of varying amounts for the Bay Delta Conservation Plan in the coming months, the state says.

"This is an aggressive schedule that will allow us to move clearly forward with BDCP and take the guess work out of next steps," said California Secretary for Natural Resources John Laird.

"California's complex water problems require science-based solutions developed as part of a close partnership between the federal and state government, as well as all key stakeholders," says Department of the Interior Deputy Secretary David J. Hayes. "We share the state's urgency in moving forward with the BDCP as quickly as possible to address the all-important goals of a healthy Bay Delta ecosystem and a reliable water supply for California."

The public draft BDCP, while still under development, includes a set of actions to redesign and re-operate state and federal water projects in the Delta and to restore native fish, wildlife and plant habitat; and address other ecological stressors in the Delta such as invasive plant species, barriers to fish migration, and predation of native fish, says the Natural Resources Agency.

The BDCP environmental review process is being conducted by five state and federal agencies. The

California Department of Water Resources is the state lead agency, while the Bureau of Reclamation, U.S. Fish and Wildlife Service, and the National Marine Fisheries Service are serving as the federal co-leads.

The state says that the EIR/EIS is also being developed in coordination with the California Department of Fish and Game, the U.S. Environmental Protection Agency, and the U.S. Army Corps of Engineers.

Copyright ©2011 Central Valley Business Times
No content may be reused without written permission.
An online unit of BizGnus, Inc.
All rights reserved.



Association of California Water Agencies
 Leadership Advocacy Information Since 1910

[Login](#) | [Text Only Version](#)

Enter keywords here

- [Home](#)
- [About ACWA](#)
- [Member Services](#)
- [News](#)
- [Advocacy](#)
- [Water Information](#)
- [ACWA Spotlight](#)
- [Contact Us](#)
- [My ACWA](#)
- [Water News](#)
- [News Releases](#)
- [ACWA eNews](#)
- [Washington Report](#)
- [Voices on Water](#)
- [Photo Gallery](#)

[Share / Save](#)

News

- [Water News](#)
- [News Releases](#)
- [ACWA eNews](#)
- [Washington Report](#)
- [Voices on Water](#)
- [Photo Gallery](#)

Relevant Content

You might also be interested in these...

- [BDCP to Hold Public Meeting to Resolve Issues](#)
- [BDCP to Hold Public Meeting June 15](#)
- [Public Invited to Engage in BDCP Working Groups](#)
- [BDCP Lacks Critical Components, New Report Says](#)
- [BDCP Public Meeting Draws 250 People](#)
- [Council Releases First Draft of Delta Plan](#)
- [EPA Launches Review of Delta Water Quality Under Clean Water Act](#)
- [ACWA Comments on State, Federal Reports on BDCP](#)
- [State, Federal Support for BDCP Announced](#)
- [BDCP Working Draft Report Now Available](#)

ACWA eNews

Stay Informed with our ACWA Enews!

Email: *

- Subscribe
- Unsubscribe

[Save](#)

[Home](#) > [News](#) > [Water News](#)

Interior Department Says Sound Science Needed for BDCP

Submitted by Sarah Langford on Thu, 08/11/2011 - 1:06pm in [Delta Regulatory Affairs](#) [Bay-Delta Conservation Plan](#) [Water News](#)

In an Aug. 10 [letter](#), Interior Deputy Secretary David Hayes restated the federal government's commitment to the Bay Delta Conservation Plan and his agency's dedication to expediting the process.




Responding to a [letter](#) from California Natural Resources Secretary John Laird sent Aug. 9, Hayes underscored the importance of applying sound scientific principles to the BDCP process and establishing a reliable system for resolving outstanding issues.

"A key measure of the overall viability of the schedule will be our collective ability to work through and incorporate into the effects analysis and draft EIS/EIR the various scientific views that exist on the range of subjects covered so that these documents are scientifically sound and legally defensible," he wrote.


View the letter below and a press release [here](#).

Attachment	Size
Hayes Laird BDCP.pdf	37.7 KB

Latest Water News



[Editorial: Legal Challenges Await Delta Plan](#)



[New Federal Partnership Boosts Rural Water and Wastewater Facilities](#)



[State Board to Consider Resolution on Sites Reservoir Funding](#)



[Report Outlines Sustainability Indicators Framework for EPA](#)

[MORE WATER NEWS >>](#)



About ACWA

- [ACWA Leadership](#)
- [ACWA Committees](#)
- [ACWA Regions](#)
- [Calendar](#)
- [FAQ](#)
- [How to Join](#)
- [eDirectory](#)

Member Services

- [Member Benefits & Insurance](#)
- [ACWA Conferences and Events](#)
- [Preferred Providers](#)
- [Products & Publications](#)
- [Awards](#)
- [Scholarships](#)
- [Classified Ads](#)
- [ACWA Data Rental](#)

News

- [Water News](#)
- [News Releases](#)
- [ACWA eNews](#)
- [Washington Report](#)
- [Voices on Water](#)
- [Photo Gallery](#)

Advocacy

- [Current Issues](#)
- [State Legislation](#)
- [Federal Relations](#)
- [Regulatory Affairs](#)
- [ACWA Policy Principles](#)
- [ACWA's Outreach Program](#)

Water Information

- [Climate Change](#)
- [Conservation](#)
- [The Delta](#)
- [Energy](#)
- [Groundwater](#)
- [Water Quality](#)
- [Water Recycling](#)
- [Water Supply Challenges](#)
- [Find your Local Water Agency](#)
- [Web Resources](#)

ACWA Spotlight


- [Water for Tomorrow](#)
- [Save Our Water](#)
- [California's Water](#)
- [ACWA Centennial](#)
- [No Time to Waste](#)

Contact Us

- [Map and Directions](#)
- [Staff Directory](#)
- [Email Us](#)

©2007-2011 Association of California Water Agencies. [Privacy Policy](#)

Web site design and development by [SymSoft Solutions](#)

		<p>Opening August 13th</p>
---	--	---------------------------------------

SIGN ON
SAN DIEGO

 PRINT THIS

Toxins troubling in fish caught in local waters

Six-year study is step toward dealing with chemicals in coastal waters

Comments

Share:


Twitter

Facebook

Email

 Print

Save



Harley Keech of El Cajon casts a fishing line into San Diego Bay from the Shelter Island Pier. A new study found contaminant loads higher in fish from the bay than from elsewhere along the county's coast. — Howard Lipin



Written by
Mike
Lee /h5>

5:07 p.m., Aug. 14, 2011
Updated 7:36 a.m. , Aug.
15, 2011

.tools_story a: hover
{ color: #2c2c2c !
important; }

Follow »

Facebook: U-T-Science-

The largest-ever study of toxins in California sport fish shows concerning levels of PCBs and methylmercury at several spots along the San Diego County coastline and elsewhere, the legacy of industrial activity that continues to haunt state waters.


About three-fourths of the 42 spots sampled in California had what state officials called “moderate” degrees of pollution from the two most problematic contaminants, but concentrations at several sites spiked high enough to trigger “no consumption” warnings if more sampling confirms dangerous amounts of the contaminants.

Moderate-to-high levels of pollutants were found in several local species,

and-Environment,

Twitter: @sdutLee

including various bass, perch, rockfish and shark. Contaminant loads were heaviest in San Diego Bay, a spot that's long been known as a toxic hot spot much like other industrial and military hubs across the country.



The data are from a \$4.5 million series of studies paid for by the State Water Resources Control Board and the U.S. Environmental Protection Agency. The six-year effort focuses on sport fish because they provide information about human exposure to chemicals and the condition of the aquatic food web. Results from 27 more coastal spots are scheduled to be released next year.

“Before these surveys, we really had no benchmark — mostly just anecdotal information — for where to focus our efforts,” said Dave Clegern, a spokesman for the state water board. “Now we can look toward seeing what the best way to deal with these chemicals may be. In the case of mercury, it’s so heavy many researchers believe the best solution is to let it be so it is eventually buried. PCBs are often regarded the same way, but that may not be the best course everywhere.”

California’s coastal waters are some of the most abundant in the world, thanks to the upwelling of cold waters that bring nutrients

California Current

The California Current, stretching from British Columbia to Baja California, is one of the world’s most important ocean regions and one that is under intense human pressures. Throughout 2011, reporter Mike Lee has been tracking the changes and other pressing issues in and around the current.

Previously

- Is global warming changing the California Current?
- Marine scientists focus on forage fish
- Overfishing found for Pacific bluefin, bigeye
- U.S. oceans chief pledges support for fish farming
- Tsunami debris to reach California by 2014

near the surface. But the California Current is under many pressures, such as the changing climate, fishing and pollution.

Contaminants in fish are particularly troublesome for children, people with compromised immune systems and those who eat large quantities of local seafood, a common practice in some ethnic communities. They also are a reminder about the unintended consequences that many 20th-century products created in the environment.

While several contaminants have been reduced in recent decades, toxins continue to linger in wastewater and stormwater, and they become concentrated in humans and other mammals.

“Maybe people don’t eat fish from the bay, but everybody is connected to the food web,” said Laura Hunter, a veteran activist with the Environmental Health Coalition in National City.

She said studies such as the one recently released by the state show that “we are not doing enough to address these issues of legacy pollutants.”

Six years ago, the San Diego Regional Water Quality Control Board proposed removing or capping a relatively small segment of polluted sediment from San Diego Bay. The agency identified copper, mercury, PCBs, arsenic, cadmium, lead and other chemicals of concern.

The cleanup plan still hasn’t been finalized, partly because of objections by companies and agencies on the hook for the bill, but momentum is building for a plan to be adopted by the end of this year.

For the statewide fish study, California scientists looked in fish from metropolitan areas for several pollutants, including dieldrin, DDT, chlordanes and selenium. Most substances were found at low levels, but that wasn’t the case for methylmercury and PCBs.

Methylmercury contamination of coastal waters likely originates from

- Illegal fishing targeted by 50 nations
- Have you seen this shark?
- Marine predators flock to California Coast
- La Jolla gears up for new era of ocean research
- Tuna ranchers seek future in San Diego
- Marine reserve sets new standard for recovery
- S.D. fishermen align to salvage industry
- Extreme tides offer look at rising sea levels
- La Jolla scientists train eyes on gray giants
- Steelhead effort sinks in North County

multiple sources, including mercury, gold, and silver mining; regional and global emissions into the atmosphere; and wastewater and stormwater. Methylmercury can affect the nervous system in children and adolescents, potentially leading to learning disabilities.

Many of the highest concentrations of methylmercury were found in sharks, which tend to concentrate the substance in their tissue.

PCBs, or polychlorinated biphenyls, are a group of chemicals consisting of more than 200 individual compounds. They can cause cancer, damage the liver and affect development, reproduction and the immune system. They were used widely during the mid-1900s in electrical, industrial and other applications — and they still haven't disappeared, despite being banned by the U.S. Environmental Protection Agency in 1979.

State health officials have urged residents to eat more fish for its health benefits, but they suggest eating different varieties to avoid relying on one that retains lots of chemicals.

They also said people should eat only the fillets, trim visible fat and thoroughly cook seafood before eating it, preferably using a method that allows the juices to drain.

mike.lee@uniontrib.com (619) 293-2034 • Twitter: @sdutlee

[Comments](#)
[Share:](#)
[Twitter](#)
[Facebook](#)
[Email](#)
[Print](#)
[Save](#)

Find this article at:

<http://www.signonsandiego.com/news/2011/aug/14/toxin-levels-troubling-in-fish-from-several>

Check the box to include the list of links referenced in the article.

© Copyright 2011 The San Diego Union-Tribune LLC.

		<p>Opening August 13th</p>
---	--	---------------------------------------

The New York Times

August 18, 2011

Another Pollution Battle Looms in Erin Brockovich's Town

By JEREMY P. JACOBS of

Roberta Walker knows a thing or two about water contamination in Hinkley, Calif.

It was Walker, after all, who handed a box full of research on hexavalent chromium in the city's water to a young legal clerk named Erin Brockovich more than 15 years ago.

Walker and Brockovich's successful work tracing the contaminant to a Pacific Gas and Electric Co. (PG&E) facility led to a \$333-million-dollar, class-action settlement in 1996 -- one of the largest of all time -- and inspired the 2000 blockbuster movie bearing Brockovich's name.

That work also explains why Walker was stunned when another Hinkley resident handed her a similar box last December. Despite the settlement, the documents showed PG&E had done little to contain the plume of hexavalent chromium, which U.S. EPA deemed a likely carcinogen in a draft assessment last year.

Walker was even more surprised when she looked at where the plume had been detected. Despite moving 7 miles northeast after the settlement, the plume was only a mile from her new home. Just as before, PG&E began making offers to buy her house. And just as before, PG&E started delivering bottled water every week.

"It's like *deja vu* all over again," Walker said.

And Walker is fighting back, again. She and other Hinkley residents are locked in what appears to be a three-way battle with PG&E and the Lahontan Regional Water Quality Control Board, a chronically underfunded state agency that evaluates and enforces PG&E's cleanup plans.

Tensions between the parties appear to be escalating. Hinkley residents say PG&E is not cleaning up the plume quickly enough and that the water board has been far too lenient with the utility. Walker is also preparing to file another class-action lawsuit. PG&E, which has endured a string of public relations catastrophes in the past year, charges that some of the

residents' and water board's recent demands -- such as delivering clean water for all residents' needs -- are unnecessary.

In an interview, Brockovich called the situation "sad, disappointing, shameful, scary and frustrating." PG&E, she said, had "duped" the state.

"I'm disgusted," she said.

Brockovich also pointed out that the situation in Hinkley raises broader questions about contamination and cleanup. Simply put, if a multimillion-dollar settlement and an Academy Award-winning film aren't enough to spur an effective response, what is?

"This is a huge problem, one that with the economy in such a state that it's in, no one is paying any attention to it," she said. "Somehow, some way, we better find some new ways to do business and oversight."

Carmela Gonzalez, who handed Walker the box of documents last December, first thought something was wrong when her horses stopped drinking the water at her Hinkley property. Gonzalez was familiar with the 1996 settlement, though she was not a part of it.

She started digging for more information at the water board and conducted testing of her and her three neighbors' water. The results, she said, surprised her: The plume had migrated significantly.

Gonzalez took the tests to the water board, and, she said, no one listened to her. She then contacted Walker, hoping she and Brockovich could drum up public support.

"I feel it should be criminal," Gonzalez said.

Lisa Dernbach, who now oversees the PG&E cleanup for the Lahontan water board, said the electric utility was executing a remediation plan approved by her agency following the 2000 movie. During that interim action, she said, the utility appeared to contain the plume to 2 miles.

In 2008, however, Dernbach said PG&E scaled back its cleanup, allowing the underground plume to spread underground, violating the board's cleanup order. The plume is now more than 3 miles long.

Dernbach, according to both Gonzalez and Brockovich, has been much more aggressive with PG&E than her predecessor. When the utility submitted its final cleanup proposal last

September, Dernbach said it wasn't good enough. Since then, they have been locked in a back and forth. The board has set a Sept. 15 deadline for a new plan.

"We've asked for more details on their cleanup proposals and specifically how they are going to be able to stop the plume from migrating each winter as it has since 1991," Dernbach said.

The strength of Dernbach's negotiating position was recently bolstered when California issued the nation's first drinking water standard for hexavalent chromium in July. The California EPA set a public health goal of 0.02 parts per billion (*Greenwire*, July 28).

Though the enforceable standard won't be finalized for several years, Dernbach said her agency will use the same scientific studies to push PG&E for a more thorough cleanup.

"We can still reference those scientific studies," Dernbach said. "That has really changed the game for us. They'll have to meet that new standard."

PG&E 'absolutely committed' to cleanup -- spokesman

PG&E used hexavalent chromium in cooling towers at its Hinkley compressor from 1952 to 1966. The chemical, which fights corrosion in industrial settings, was then discharged into unlined ponds at the site. From the ponds, the chemical spread into groundwater sources in the area.

Jeff Smith, a spokesman for PG&E, acknowledged the company's fault for the contamination and said the company is "absolutely committed" to cleaning up the plume. He added that the company regrets that the relationship with Hinkley residents has become strained.

"With respect to reaching out to the community, there is certainly more that we could have been doing and that's one of the reasons we've been taking these steps in the past few months," Smith said.

Those steps include installing additional monitoring wells to get a better understanding of where the plume is. PG&E has also been participating in the recently created Community Advisory Committee, a panel of PG&E and Hinkley residents, and has upped its property purchase program for residents looking to leave the area because of the contamination.

However, Smith was reluctant to say that the plume has migrated, as Dernbach and Walker charge. He said new testing has revealed more information about the plume.

"What's caused the change in the mapping is we've installed additional wells," he said, while acknowledging that irrigation pumping could have caused some minor movement.

Smith also emphasized cleanup work that PG&E has already done, including planting crops to help convert hexavalent chromium into chromium-3 -- which carries a health benefit. Additionally, the utility is injecting an ethanol-based solution into the ground that also effectively changes the contaminant to chromium-3. The final cleanup proposal will emphasize more of those two tactics.

"The plume is well under way to being remediated," Smith said.

The timing for a flare-up in Hinkley is bad for PG&E. The company is still reeling from the explosion of its natural gas pipeline that killed eight people in San Bruno, Calif., last September. The company also invested \$46 million in a failed ballot measure last year that aimed to complicate local governments' efforts to launch their own utilities.

All of that led the company to hire Anthony Earley of Michigan's DTE Energy to be its new CEO, starting next month. It is the first time PG&E has hired an outsider to lead the company.

'Very ugly, very disappointing, very depressing'

For Elaine Kearney, the negotiations and cleanup are almost beside the point.

Kearney, 64, began visiting Hinkley in the late 1970s when her sister bought 10 acres in the area. Her family drove to the desert town every weekend and brought bottled water home with them because she "thought it was good fresh water."

In the mid-1980s, Kearney bought a neighboring property. Her family finished a 3,000-square-foot house there in 1995.

Fifteen years later, most of her family is very ill. One of her daughters has advanced cancer. Her other daughter has had five miscarriages, ovarian cysts and an autistic child. She also has a dog that is covered in tumors.

Kearney now suffers from heart disease and has been in and out of the hospital from many strokes. The strokes have become so routine, she said, that she often doesn't even go into the hospital anymore.

"I'm not the same person I was," she said.

She knows that it is difficult to assign blame for her family's many health problems. But she can't help but return to the Hinkley water.

And her house, Kearney said, is "absolutely worthless."

"We can't sell it," she said. "We can't walk away or we'll lose a chance at a settlement." She added that she has seen houses less than a mile away being bulldozed after PG&E bought them.

Frustrated, Kearney criticized both the water board for being too lenient and PG&E because "they never fixed anything."

"Hello, we're sick, our children are sick, our grandchildren are sick," Kearney said. "It's very ugly, very disappointing, very depressing."

To Brockovich, Kearney's situation shows why more must be done.

"I feel really bad. I also thought that after the lawsuit, and certainly after the movie, they'd clear this up," she said. "But they didn't. They did the same thing right under our noses."

"This didn't happen yesterday," she added. "This has been going on and covered up again for years."

Copyright 2011 E&E Publishing. All Rights Reserved.

For more news on energy and the environment, visit www.greenwire.com.

Greenwire is published by Environment & Energy Publishing. [Read More »](#)

THIS PAGE
HAS
INTENTIONALLY
BEEN LEFT
BLANK
FOR PAGINATION

Calif. would be first state to ban foam containers

By SHEILA V KUMAR, Associated Press – 1 day ago

0

SACRAMENTO, Calif. (AP) — Restaurant owner Gary Honeycutt says a push in California's state Legislature to ban the plastic foam containers he uses to serve up takeout meals could cost him thousands of dollars in an industry where profit margins already are razor thin.

BJ's Kountry Kitchen, in the heart of California's farm country, uses about 26,000 of the 9-inch foam clamshells a year, mostly for takeout by the customers who come in for the restaurant's popular breakfast omelets.

"We put cheese on those omelets. And when we put the cheese on, it's really hot and bubbly and it goes right through the biodegradable stuff," he said. He expects his costs would more than double if the state requires him to use only biodegradable cartons.

The bill by Democratic state Sen. Alan Lowenthal, would prohibit restaurants, grocery stores and other vendors from dispensing food in expanded polystyrene containers, commonly known as Styrofoam, beginning in 2016. If signed into law, the measure would make California the first to institute a statewide ban on such containers. More than 50 California cities and counties already have similar bans

The bill would exempt school districts and city and county jurisdictions if they implemented programs that recycled more than 60 percent of their foam waste.

Lowenthal said litter from the foam containers is one of the most abundant forms of debris found in city streets, sewers and beaches.

"It's not biodegradable, it's not compostable, and if it's in the water for a long time, it breaks up into small beads and lasts for thousands of years. It costs millions to clean up beaches," he said.

San Francisco banned polystyrene containers in 2007, but the city's ingrained emphasis on conservation made the switch relatively easy, said Rob Black, executive director of the Golden Gate Restaurant Association.

"I do know that many of the restaurants had already started a transition to compostable or biodegradable containers, so it was actually not as big of a transition as people might think because it was already something that was happening within the culture here," he said.

Other jurisdictions across the country have banned Styrofoam, including Suffolk County in New York and the coastal city of Freeport, Maine.

Opponents of the bill say it fails to address the root cause of litter — the litterers themselves. Litterbugs will toss out the containers whether they're made of polystyrene or biodegradable cardboard, said Michael Westerfield, corporate director of recycling for Dart Container.

"At the end of the day, people that litter don't care what type of product they're littering," he said.

Dart, one of two companies in California that make the Styrofoam products, employs about 600 people in the state. The company already makes the biodegradable alternative, but the two California plants are incapable of producing anything other than the Styrofoam material.

"If you get rid of manufacturers like Dart, how do you know all the alternative materials will come from California? The reality is, they won't," he said.

The California Chamber of Commerce has labeled the measure as one of its "job-killer bills," saying it threatens manufacturing jobs while increasing costs for restaurants that will have to spend more on alternative containers.

Honeycutt estimates he will have to spend more than twice as much on biodegradable containers if he is forced to switch. Because hot food melts through the cardboard, he said his Fresno restaurant will have to use two cardboard packages for every order, driving costs up even further.

"That doesn't seem too smart," he said.

The hot food in Styrofoam containers is just one of the reasons Clean Water Action, a national environmental advocacy group based in Washington D.C., decided to sponsor the bill, said Miriam Gordon, the group's California state director.

While the group is worried about litter's impact on the environment, the chemicals used to manufacture the foam products also are dangerous to consumers.

"We're concerned about the public health threat. A typical foam container leaches styrene when it's in contact with heat, fats, grease or acids," Gordon said.

Styrene, a chemical used to make the foam containers, was listed as "reasonably anticipated" to be a human carcinogen in the U.S. Department of Health and Human Services' Report on Carcinogens, issued in June. The report lists substances that are reasonably anticipated or known to put people at risk for cancer.

Yet the danger of styrene leaching out is low, said John Bucher, associate director of the National Toxicology Program, a division of the federal agency.

"The risks, in my estimation, from polystyrene are not very great," he said. "It's not worth being concerned about."

Tim Shestek, senior director of state affairs at the American Chemistry Council, agreed and said concern about negative health effects "is not supported by scientific information." The group, based in Washington, D.C., is lobbying against the bill.

SB568 was approved in June by the state Senate and is being considered in the Assembly.

Copyright © 2011 The Associated Press. All rights reserved.


Related articles

Photo Of The Day: Calif. May Ban Styrofoam Food Containers
Food Manufacturing - 1 day ago

Calif. would be first state to ban foam containers
Atlanta Journal Constitution - 1 day ago

California Looks to Trash Plastic Foam
NBC Bay Area - 21 hours ago

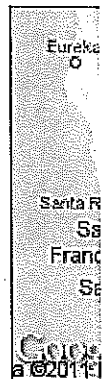
More coverage (1) »

 Add News to your Google Homepage

©2011 Google - About Google News - Blog - Help Center - Help for Publishers - Terms of Use - Privacy Policy - Google Home



Map



Federal judge disagrees on delta smelt plan

Ruling has bright points for environmentalists, farmers.

Posted at 10:51 PM on Wednesday, Aug. 31, 2011

By John Ellis / The Fresno Bee

A federal judge in Fresno on Wednesday took issue with a federal government effort to push encroaching salt water back in the Sacramento-San Joaquin Delta to help the threatened delta smelt.

U.S. District Judge Oliver W. Wanger, however, didn't totally scrap the effort.

Instead, he found that there is support to keep encroaching saltwater west of the confluence of the Sacramento and San Joaquin Rivers.

Both environmentalists and advocates for farmers and other water users found something to like in the ruling.

"We're not happy with the change in location because the [smelt] is on the brink of extinction," said Trent Orr, an attorney with the environmental group Earthjustice.

But, he said, Wanger also didn't "reject the concept" that it is necessary to push back encroaching salt water to protect the smelt.

The politically conservative Pacific Legal Foundation, however, praised the decision. The PLF was not involved in this legal battle, but has been part of other efforts on federal regulation of the delta smelt.

"Once again, federal regulators wanted to severely curtail water deliveries into Central and Southern California, but they didn't make a solid scientific case that the cutbacks were needed to help the delta smelt," PLF staff attorney Brandon Middleton said in a release.

Federal authorities had sought to push the encroaching salt water back to a point about 46 miles from the Golden Gate Bridge. Instead, Wanger's ruling pegged the spot at no closer than around 49 miles from the Golden Gate.

The change in location, Wanger's decision says, will "significantly reduce the water supply impact" to urban and agricultural water users.

Wanger also found the federal government failed to consider the National Environmental Policy Act when setting the saltwater encroachment line.

Federal officials, Wanger wrote, "completely abdicated their responsibility to consider reasonable alternatives" to the plan, which "would not only protect the species, but would also minimize the adverse impact on humans and the human environment."

Water users that depend on the delta had pointed out that Wanger had already invalidated a smelt management plan – known as a "biological opinion" – and in doing so, specifically cited the fall water release for the smelt as an area that needed reworking by the U.S. Fish and Wildlife Service.

Court documents filed by the water users said the proposed action on behalf of the smelt would cut 850,000 acre feet of water deliveries to the State Water Project.

Environmentalists, however, said in court papers that in this wet year, water contractors were still "trying to stop fish protections."