




**HAPPY
NEW YEAR**



**HAPPY
NEW YEAR**



CHINO BASIN WATERMASTER



NOTICE OF ANNUAL MEETING

Thursday, January 6, 2011


1:00 p.m. – Annual Appropriative Pool Meeting

AT THE CHINO BASIN WATERMASTER OFFICES


9641 San Bernardino Road

Rancho Cucamonga, CA 91730


(909) 484-3888




**HAPPY
NEW YEAR**



**HAPPY
NEW YEAR**






CHINO BASIN WATERMASTER

Thursday, January 6, 2011

1:00 p.m. – Annual Appropriative Pool Meeting

AGENDA PACKAGE



**CHINO BASIN WATERMASTER
ANNUAL APPROPRIATIVE POOL MEETING**

1:00 p.m. – January 6, 2011

WITH

*Mr. Mark Kinsey, 2010 Chair, Appropriative Pool
Mr. John Mura, 2010 Vice-Chair, Appropriative Pool*

At The Offices Of

Chino Basin Watermaster
9641 San Bernardino Road
Rancho Cucamonga, CA 91730

AGENDA

CALL TO ORDER

AGENDA - ADDITIONS/REORDER

I. ANNUAL ELECTIONS - ACTION

A. Calendar Year 2011 Appropriative Pool Officers

Nominations will be heard for the Appropriative Pool Chair to serve during calendar year 2011.

Chair _____

Vice-Chair _____

Secretary/Treasurer Watermaster Chief Executive Officer

B. Calendar Year 2011 Advisory Committee Members & Officers

According to the rotation sequence established among the pools, the appropriators will be asked to appoint a designated representative to serve on the Advisory Committee during calendar year 2011.

2nd Vice-Chair Appropriative Pool _____

C. Calendar Year 2011 Advisory Committee Minor Representatives

According to the Appropriative Pool Pooling Plan, minor producers are to elect two representatives to serve on the Advisory Committee during calendar year 2011. The minor producers for 2011 are: Arrowhead Mountain Spring Water, City of Norco, County of San Bernardino, Golden State Water Company, Marygold Mutual Water Company, Monte Vista Irrigation Company, Niagara Bottling Company, Nicholson Trust, San Antonio Water Company, Santa Ana River Water Company, West End Consolidated Water Company, and West Valley Water District.

Minor Rep #1 _____

Minor Rep #2 _____

II. CONSENT CALENDAR

Note: All matters listed under the Consent Calendar are considered to be routine and non-controversial and will be acted upon by one motion in the form listed below. There will be no separate discussion on these items prior to voting unless any members, staff, or the public requests specific items be discussed and/or removed from the Consent Calendar for separate action.

A. MINUTES

1. Minutes of the Appropriative Pool Meeting held December 2, 2010 *(Page 1)*

B. FINANCIAL REPORTS

1. Cash Disbursements for the month of November 2010 *(Page 7)*
2. Watermaster Visa Check Detail for the month of November 2010 *(Page 21)*
3. Combining Schedule for the Period July 1, 2010 through November 30, 2010 *(Page 25)*
4. Treasurer's Report of Financial Affairs for the Period November 1, 2010 through November 30, 2010 *(Page 29)*
5. Budget vs. Actual July through November 2010 *(Page 31)*

C. INTERVENTION INTO THE AGRICULTURAL POOL

Intervention of Restorative Justice Center (dba the Community Garden Project of Rancho Cucamonga) into the Agricultural Pool *(Page 37)*

D. NOTICE OF INTENT

Annual Filing of Notice of Intent Regarding the Determination of Operating Safe Yield *(Page 45)*

E. CHINO BASIN WATERMASTER INVESTMENT POLICY

Resolution 11-01 – Resolution of the Chino Basin Watermaster, San Bernardino County, California, re-authorizing the Watermaster's Investment Policy *(Page 47)*

F. LOCAL AGENCY INVESTMENT FUND

Resolution 11-02 – Resolution Authorizing Investment of Monies in the Local Agency Investment Fund (LAIF) - *(Page 53)*

G. APPROPRIATIVE POOL VOLUME VOTE *(Page 55)***III. REPORTS/UPDATES****A. WATERMASTER GENERAL LEGAL COUNSEL REPORT**

1. Draft Restated Watermaster Judgment
2. January 21, 2011 Hearing
3. January 26, 2011 Settlement Conference
4. Santa Ana Sucker Critical Habitat Designation

B. ENGINEERING REPORT

1. MZ1 Progress Report
2. Modeling of the Chino Desalter Well Field

C. CEO/STAFF REPORT

1. Legislative Update
2. Recharge Update
3. Notice of Availability - Non-Agricultural Water
4. New Board Member from the City of Pomona
5. CDA Update

IV. INFORMATION

1. Cash Disbursements for December 2010 (Page 59)
2. Newspaper Articles (Page 69)

V. POOL MEMBER COMMENTS

VI. OTHER BUSINESS

VII. CONFIDENTIAL SESSION - POSSIBLE ACTION

Pursuant to the Appropriative Pool Rules & Regulations, a Confidential Session will be held during the Watermaster Pool meeting for the purpose of discussion and possible action.

1. Settlement Conference

VIII. FUTURE MEETINGS

Thursday, January 6, 2011	1:00 p.m.	Annual Appropriative Pool Meeting @ CBWM
Thursday, January 6, 2011	2:30 p.m.	Annual Non-Agricultural Pool Meeting @ CBWM
Thursday, January 13, 2011	9:00 a.m.	Annual Agricultural Pool Meeting @ IEUA
Tuesday, January 18, 2011	9:00 a.m.	GRCC Committee Meeting @ CBWM
Thursday, January 20, 2011	8:00 a.m.	IEUA DYY Meeting @ CBWM
Thursday, January 20, 2011	9:00 a.m.	Annual Advisory Committee Meeting @ CBWM
Friday, January 21, 2011	10:30 a.m.	CBWM Court Hearing @ Chino Courthouse
Wednesday, January 26, 2011	9:30 a.m.	State Court of Appeal @ Riverside Courthouse
Thursday, January 27, 2011	11:00 a.m.	Annual Watermaster Board Meeting @ CBWM

Meeting Adjourn

THIS PAGE
HAS
INTENTIONALLY
BEEN LEFT
BLANK
FOR PAGINATION




CHINO BASIN WATERMASTER

II. CONSENT CALENDAR

A. MINUTES

1. Appropriative Pool Meeting held on December 2, 2010



Draft Minutes
CHINO BASIN WATERMASTER
APPROPRIATIVE POOL MEETING

The Appropriative Pool Meeting was held at the offices of Chino Basin Watermaster, 9641 San Bernardino Road, Rancho Cucamonga, CA, on December 2, 2010 at 1:00 p.m.

APPROPRIATIVE POOL MEMBERS PRESENT WHO SIGNED IN

Mark Kinsey, Chair	Monte Vista Water District
Robert Young	Fontana Union Water Company
Josh Swift	Fontana Water Company
Raul Garibay	City of Pomona
Shaun Stone	City of Upland
John Mura	City of Chino Hills
Ben Lewis	Golden State Water Company
Mohamed El-Amamy	City of Ontario
Tom Harder	Jurupa Community Services District
Charles Moorrees	San Antonio Water Company
Gil Aldaco	City of Chino

Watermaster Staff Present

Kenneth R. Manning	Chief Executive Officer
Ben Pak	Senior Project Engineer
Danielle Maurizio	Senior Engineer
Joe Joswiak	Chief Financial Officer
Sherri Lynne Molino	Recording Secretary

Watermaster Consultants Present

Michael Fife	Brownstein, Hyatt, Farber & Schreck
Andy Malone	Wildermuth Environmental Inc.

Others Present Who Signed In

Steven G. Lee	Agricultural Pool Legal Counsel
Sheri Rojo	Consultant for Fontana Water Company
Ken Jeske	California Steel Industries
Jill Willis	Best Best & Krieger

Chair Kinsey called the Appropriative Pool Meeting to order at 1:00 p.m.

AGENDA - ADDITIONS/REORDER

There were not additions or reorders made to the agenda.

I. CONSENT CALENDAR

A. MINUTES

1. Minutes of the Appropriative Pool Meeting held November 4, 2010

B. FINANCIAL REPORTS

1. Cash Disbursements for the month of October 2010
2. Watermaster Visa Check Detail for the month of October 2010
3. Combining Schedule for the Period October 1, 2009 through October 31, 2010

4. Treasurer's Report of Financial Affairs for the Period October 1, 2010 through October 31, 2010
5. Budget vs. Actual July 2010 through October 2010

Motion by Young, second by Moorrees, and by unanimous vote

Moved to approve Consent Calendar items A and B, as presented

C. APPROPRIATIVE POOL VOLUME VOTE

Mr. Manning gave a brief overview of the Appropriative Pool Volume Vote. A discussion regarding this item ensued. Ms. Maurizio reviewed the Volume Vote spreadsheets in detail.

No action taken for the Appropriative Pool Volume Vote – tabled for January, 2011 agenda

II. BUSINESS ITEMS

A. RESTATED WATERMASTER JUDGMENT

Mr. Manning stated due to the January 21, 2011 hearing date, staff recommends approval to move this item forward to the Advisory Committee and Watermaster Board to take action. Counsel Fife stated this item was put on the agenda for approval because there is nothing new in this document; a cut and paste of all the approved amendments from 1978 are included in this document. The idea was this would be easy because of there being nothing new; however, the comments received since the agenda package was sent out is that parties do want more time for review. Counsel Fife stated as it turned out, there was more than just a cut and paste because footnotes were inserted to add the documents as a reference tool. Counsel Fife stated there are still issues with the party lists; those issues still need to be resolved prior to the approval. Counsel Fife noted staff would welcome an approval; however, there is no problem in extending this for one or two months. The January 21, 2011 hearing is going to take place because there are other items to present to the judge. A discussion regarding this item, the work to be done on the party lists, and the inserted footnotes ensued.

Motion by Aldaco, second by El-Amamy, and by unanimous vote

Moved to agendize this item to the January, 2011 agenda, as presented

B. CHINO BASIN WATERMASTER REAPPOINTMENT OF THE NINE-MEMBER BOARD

Mr. Manning stated this item comes before the Watermaster process every five years. Mr. Manning stated many Appropriators had come, independently of this item being on the agenda, to discuss the reappointment of the nine-member Board and collectively they all stated they want to see it move through the process as a reappointment of the existing nine-member Board. Staff is seeking a motion to approve this item with a recommendation to the Advisory Committee and Watermaster Board. Chair Kinsey noted he has not had an opportunity to speak to his board on this item. Counsel Fife discussed this item and noted there is a timing issue with this item; the current Board's appointment expires at the beginning of February.

Motion by El-Amamy, second by Aldaco, and by unanimous vote

Moved to approve the Chino Basin Watermaster reappointment of the nine-member Board, as presented

C. APPROPRIATIVE POOL WORKSHOP

Chair Kinsey stated there is a lot going on at Watermaster and it was suggested at the last meeting that the Appropriative Pool members might want to hold a workshop to set a priority for what the Pool thinks are the most important items before the Watermaster process. Chair Kinsey stated parties can maybe designate individuals to take a leadership role in each particular task/item. Chair Kinsey gave some examples of items being worked on now and coming up in the future. Chair Kinsey stated this workshop will be held at Cucamonga Valley Water District and noted he will work on getting this offsite workshop scheduled in January.

No action taken.

III. REPORTS/UPDATES**A. WATERMASTER GENERAL LEGAL COUNSEL REPORT**1. Paragraph 31 Appeal

Counsel Fife stated on the back table there is a copy of an order from the Court of Appeal dated November 22, 2010. Counsel Fife stated both the Non-Agricultural Pool and California Steel Industries asked for extensions of the deadline to file their opening briefs. The Court of Appeal indicated it is considering the case for their settlement process which is a mediation process. Watermaster did file a statement with the Court of Appeal indicating Watermaster did not feel this case was appropriate for the settlement process given the nature of the case and time sensitive issues. Counsel Fife stated the Court of Appeal has decided this was a case for the settlement process and an order to that effect is on the back table and because of that the deadlines for filing briefs have all been taken off calendar. Counsel Fife stated counsel has been directed to file another settlement conference statement; these will not be confidential. Counsel Fife noted he does not know how long this will take; the order does not give any timelines.

2. Resolution 2010-04

Counsel Fife stated originally the January 21st hearing was scheduled to submit the Resolution concerning the desalter to the court for approval; however, there were a number of items to happen before it was submitted and it does not appear those items are going to be finished in time for the Resolution to be submitted for the January 21st hearing. Counsel Fife stated with the action of the Pool regarding the restated Judgment that will not be submitted in January either; however, the nine-member Board issues will be submitted at the January hearing. A discussion regarding the outstanding items for the resolution ensued.

3. January 21, 2011 Hearing

This item was discussed under the Resolution 2010-04. No further comments were made.

B. ENGINEERING REPORT1. Watermaster Review of CDA Proposed Chino Creek Well Field Wells

Mr. Malone stated there is a line item in Watermaster's budget this year for Watermaster staff to review the locations and the proposed well designs of the Chino Creek Well Field as it progresses. Mr. Malone commented on the review process. Mr. Malone reviewed a map of the wells in detail. A discussion regarding Mr. Malone's presentation of wells ensued.

2. Managed Aquifer Recharge Symposium – January 25-26, 2011 at the Atrium Hotel Orange County

Mr. Malone stated this is an information item only and there is a handout regarding this item on the back table. Mr. Malone stated Mr. Wildermuth was asked to make a presentation and have a poster session on the Recharge Master Plan on January 25-26, 2011 at the Atrium Hotel; it is not yet known the time Mr. Wildermuth's presentation is scheduled for. Mr. Malone noted this is being handled financially through Wildermuth Environmental and is not a Watermaster expense.

C. CEO/STAFF REPORT1. Legislative Update

Mr. Manning stated the elections are over and it will be an interesting time in the legislature. Mr. Manning stated he was, as well as many others, recently at ACWA Conference. Mr. Manning stated one of the days there was a breakfast where a panel discussed the bond measure going to 2012. Mr. Manning reviewed the discussions and presentations given at the conference and panel breakfast.

2. Recharge Update

Mr. Manning stated the most recent recharge numbers will be presented at the Advisory Committee and Watermaster Board meeting at the end of the month.

3. Riverside County Flood Control District
 Mr. Manning stated this is a more recent situation that has come up and both Mr. Pak and he have had conversations with the Riverside County Flood Control and Conservation District staff. The conversation was that they wanted to discuss them assisting financially and to partner on a Recharge Master Plan Project that would benefit to the County of Riverside. Mr. Manning stated dialog is still taking place and a meeting with Watermaster, Wildermuth Environmental, Inland Empire Utilities Agency, and others to brainstorm some ideas will be scheduled. Mr. Manning stated this is very good news.

4. MOU for Ontario Airport Data Gathering Reimbursement Agreement
 Mr. Manning stated Dave Crosley is the chairman of the Water Quality Committee and a WQ meeting was held approximately a month ago. Mr. Manning stated at that meeting statements were made regarding the Ontario Airport Plume and the data that has been collected by other parties regarding this plume; not all parties have this data, including Watermaster. Mr. Manning stated if Watermaster is not successful in acquiring this data, then an effort is going to have to be made on the behalf of Watermaster next year to acquire that data. Mr. Manning stated a quote from Wildermuth on what it would cost to duplicate that data in the amount of \$50,000. In discussions with the City of Upland, the City of Ontario, and Inland Empire Utilities Agency have stepped up and offered to front the money to get that data collection done early. Mr. Manning stated there is a draft Term Sheet on the back table for an MOU that will be brought back through the process in January that will solidify the terms of the agreement to go ahead and develop that data so that Watermaster is not at a disadvantage with the PRP group. A discussion regarding this matter ensued.

III. INFORMATION

1. Cash Disbursements for November 2010
 No comment was made regarding this item.

2. Newspaper Articles
 No comment was made regarding this item.

IV. POOL MEMBER COMMENTS

No comment was made regarding this item.

V. OTHER BUSINESS

No comment was made regarding this item.

The regular open Appropriative Pool meeting was convened to hold its confidential session at 1:55 p.m.

VII. CONFIDENTIAL SESSION - POSSIBLE ACTION

Pursuant to the Appropriative Pool Rules & Regulations, a Confidential Session may be held during the Watermaster Pool meeting for the purpose of discussion and possible action.

The confidential session was concluded at 2:25 p.m.

No action was reported.

VIII. FUTURE MEETINGS

Thursday, December 2, 2010	1:00 p.m.	Appropriative Pool Meeting @ CBWM
Thursday, December 2, 2010	2:30 p.m.	Non-Agricultural Pool Conference Call Meeting
Thursday, December 9, 2010	9:00 a.m.	Agricultural Pool Meeting @ IEUA
Thursday, December 16, 2010	8:00 a.m.	IEUA DYY Meeting @ CBWM
Thursday, December 16, 2010	9:00 a.m.	Advisory Committee Meeting @ CBWM
* Thursday, December 16, 2010	11:00 a.m.	Watermaster Board Meeting @ CBWM

Thursday, January 6, 2011	1:00 p.m.	Annual Appropriative Pool Meeting @ CBWM
Thursday, January 6, 2011	2:30 p.m.	Annual Non-Agricultural Pool Meeting
Thursday, January 13, 2011	9:00 a.m.	Annual Agricultural Pool Meeting @ IEUA
Tuesday, January 18, 2011	9:00 a.m.	GRCC Committee Meeting @ CBWM
Thursday, January 20, 2011	8:00 a.m.	IEUA DYY Meeting @ CBWM
Thursday, January 20, 2011	9:00 a.m.	Annual Advisory Committee Meeting @ CBWM
Friday, January 21, 2011	10:30 a.m.	CBWM Court Hearing @ Chino Courthouse
Thursday, January 27, 2011	11:00 a.m.	Annual Watermaster Board Meeting @ CBWM


*** Note: Date changes due to holiday schedules**

The Appropriative Pool meeting was dismissed by Chair Kinsey at 2:25 p.m.

Secretary: _____

Minutes Approved: _____

THIS PAGE
HAS
INTENTIONALLY
BEEN LEFT
BLANK
FOR PAGINATION




CHINO BASIN WATERMASTER

II. CONSENT CALENDAR

B. FINANCIAL REPORTS

1. Cash Disbursements for the month of November 2010
2. Watermaster Check Detail for the month of November 2010
3. Combining Schedule for the Period November 1, 2010 through November 30, 2010
4. Treasurer's Report of Financial Affairs for the Period November 1, 2010 through November 30, 2010
5. Budget vs. Actual July 2010 through November 2010





CHINO BASIN WATERMASTER

9641 San Bernardino Road, Rancho Cucamonga, Ca 91730
Tel: 909.484.3888 Fax: 909.484.3890 www.cbwm.org

KENNETH R. MANNING
Chief Executive Officer

STAFF REPORT

DATE: January 6, 2011
TO: Committee Members
SUBJECT: Cash Disbursement Report – Financial Report B1

SUMMARY

Issue – Record of cash disbursements for the month of November 2010.

Recommendation – Staff recommends the Cash Disbursements for November 2010 be received and filed as presented.

Fiscal Impact – Funds disbursed were included in the FY 2010-2011 Watermaster Budget.

BACKGROUND

A monthly cash disbursement report is provided to keep all members apprised of Watermaster expenditures.

DISCUSSION

Total cash disbursements during the month of November 2010 were \$404,798.37. The most significant expenditures during the month were Wildermuth Environmental, Inc. in the amount of \$104,150.29 (check number 14701 dated November 29, 2010), Brownstein Hyatt Farber Schreck in the amount of \$72,205.11 (check number 14696 dated November 29, 2010) and MWH Laboratories in the amount of \$49,728.00 (check number 14699 dated November 29, 2010).

Actions:

January 6, 2011 Appropriative Pool –
January 6, 2011 Non-Agricultural Pool –
January 13, 2011 Agricultural Pool –
January 20, 2011 Advisory Committee –
January 27, 2011 Watermaster Board –

THIS PAGE
HAS
INTENTIONALLY
BEEN LEFT
BLANK
FOR PAGINATION

CHINO BASIN WATERMASTER
Cash Disbursements For The Month of
November 2010

Type	Date	Num	Name	Memo	Account	Paid Amount
Bill Pmt -Check	11/03/2010	14628	ACWA	643	1012 - Bank of America Gen'l Ckg	
Bill	10/28/2010	643		2011 Agency Dues-Jan/Jun 2011 Agency Dues-Jul/Dec	1433 - Prepaid Membership Dues 1433 - Prepaid Membership Dues	7,010.00 7,010.00 <u>14,020.00</u>
TOTAL						
Bill Pmt -Check	11/03/2010	14629	APPLIED COMPUTER TECHNOLOGIES	1984	1012 - Bank of America Gen'l Ckg	
Bill	10/31/2010	1984		Database Services - October 2010	6052.2 - Applied Computer Technol	3,171.00 <u>3,171.00</u>
TOTAL						
Bill Pmt -Check	11/03/2010	14630	ARROWHEAD MOUNTAIN SPRING WATER	0023230253	1012 - Bank of America Gen'l Ckg	
Bill	10/28/2010	0023230253		Office Water Service - October 2010	6031.7 - Other Office Supplies	17.48 <u>17.48</u>
TOTAL						
Bill Pmt -Check	11/03/2010	14631	BOWCOCK, ROBERT	10/28/2010 Watermaster Board Meeting	1012 - Bank of America Gen'l Ckg	
Bill	10/28/2010	10/28 Board Meeting		10/28/2010 Watermaster Board Meeting	6311 - Board Member Compensation	125.00 <u>125.00</u>
TOTAL						
Bill Pmt -Check	11/03/2010	14632	CAMACHO, MICHAEL		1012 - Bank of America Gen'l Ckg	
Bill	10/28/2010	10/01 CDA Call		10/01/2010 CDA Conference Call	6311 - Board Member Compensation	125.00
Bill	10/28/2010	10/14 Ag Pool Mtg		10/14/2010 Ag Pool Meeting	6311 - Board Member Compensation	125.00
Bill	10/28/2010	10/19 CDA Call		10/19/2010 CDA Conference Call	6311 - Board Member Compensation	125.00
Bill	10/28/2010	10/20 Admin Mtg		10/20/2010 Admin. Meeting at Watermaster	6311 - Board Member Compensation	125.00
Bill	10/28/2010	10/21 Advisory Comm		10/21/2010 Advisory Committee Meeting	6311 - Board Member Compensation	125.00
Bill	10/28/2010	10/22 CDA Call		10/22/2010 CDA Conference Call	6311 - Board Member Compensation	125.00
Bill	10/28/2010	10/28 Board Meeting		10/28/2010 Watermaster Board Meeting	6311 - Board Member Compensation	125.00 <u>875.00</u>
TOTAL						
Bill Pmt -Check	11/03/2010	14633	DAILY BULLETIN	18069340	1012 - Bank of America Gen'l Ckg	
Bill	10/28/2010	18069340		11/17/10-10/19/11	6112 - Subscriptions/Publications	221.00 <u>221.00</u>
TOTAL						
Bill Pmt -Check	11/03/2010	14634	DIRECTV	019447404	1012 - Bank of America Gen'l Ckg	
Bill	10/28/2010	019447404		Service 10/19/10-11/18/10	6031.7 - Other Office Supplies	83.99 <u>83.99</u>
TOTAL						
Bill Pmt -Check	11/03/2010	14635	HAUGHEY, TOM	10/28/10 Board Meeting	1012 - Bank of America Gen'l Ckg	
Bill	10/28/2010	10/28 Board Meeting		10/28/10 Board Meeting	6311 - Board Member Compensation	125.00 <u>125.00</u>
TOTAL						
Bill Pmt -Check	11/03/2010	14636	HOGAN LOVELLS	1930564	1012 - Bank of America Gen'l Ckg	
Bill	10/28/2010	1930564		1930564 - Non-Ag Legal Services	8567 - Non-Ag Legal Service	8,882.65 <u>8,882.65</u>
TOTAL						

CHINO BASIN WATERMASTER
Cash Disbursements For The Month of
November 2010

Type	Date	Num	Name	Memo	Account	Paid Amount
Bill Pmt -Check	11/03/2010	14637	JAMES JOHNSTON	212	1012 - Bank of America Gen'l Ckg	855.00
Bill	10/31/2010	212		Website Services - October 2010	6052.3 - Website Consulting	855.00
TOTAL						
Bill Pmt -Check	11/03/2010	14638	KUHN, BOB		1012 - Bank of America Gen'l Ckg	125.00
Bill	10/28/2010	10/04 SPC		10/04/2010 Strategic Planning Conference	6311 - Board Member Compensation	125.00
Bill	10/28/2010	10/05 SPC		10/05/2010 Strategic Planning Conference	6311 - Board Member Compensation	250.00
TOTAL						
Bill Pmt -Check	11/03/2010	14639	PARK PLACE COMPUTER SOLUTIONS, INC.	444	1012 - Bank of America Gen'l Ckg	3,225.00
Bill	10/31/2010	444		IT Services - October 2010	6052.1 - Park Place Comp Soluth	3,225.00
TOTAL						
Bill Pmt -Check	11/03/2010	14640	PAYCHEX	2010102800	1012 - Bank of America Gen'l Ckg	329.08
Bill	10/31/2010	2010102800		October 2010	6012 - Payroll Services	329.08
TOTAL						
Bill Pmt -Check	11/03/2010	14641	PURCHASE POWER	8000909000168851	1012 - Bank of America Gen'l Ckg	18.61
Bill	10/28/2010	8000909000168851		Ag Pool Mtg tape frm 10/14/10 to Michael Fife	6042 - Postage - General	18.61
TOTAL						
Bill Pmt -Check	11/03/2010	14642	STAPLES BUSINESS ADVANTAGE	8016633467	1012 - Bank of America Gen'l Ckg	347.48
Bill	10/28/2010	8016633467		copy paper, color paper for meeting packages	6031.1 - Copy Paper	347.48
TOTAL						
Bill Pmt -Check	11/03/2010	14643	VANDEN HELIVEL, GEOFFREY	6311	1012 - Bank of America Gen'l Ckg	125.00
Bill	10/28/2010	10/01 CDA Call		10/01/2010 CDA Conference Call	6311 - Board Member Compensation	125.00
Bill	10/28/2010	10/08 CDA Call		10/08/2010 CDA Conference Call	6311 - Board Member Compensation	125.00
Bill	10/28/2010	10/19 CDA Call		10/19/2010 CDA Conference Call	6311 - Board Member Compensation	125.00
Bill	10/28/2010	10/28 Board Mtg		10/28/2010 Watermaster Board Meeting	6311 - Board Member Compensation	125.00
Bill	10/28/2010	10/29 CDA Call		10/29/2010 CDA Conference Call	6311 - Board Member Compensation	625.00
TOTAL						
Bill Pmt -Check	11/03/2010	14644	VERIZON	012561121521714508	1012 - Bank of America Gen'l Ckg	150.60
Bill	10/28/2010	012561121521714508			7405 - PE4-Other Expense	408.01
Bill	10/28/2010	012519116950792103			6022 - Telephone	558.61
TOTAL						
Bill Pmt -Check	11/03/2010	14645	VISION SERVICE PLAN	00-101789-0001	1012 - Bank of America Gen'l Ckg	28.83
Bill	10/28/2010	001017890001		Vision Ins. Premium - November 2010	60182.2 - Dental & Vision Ins	28.83
TOTAL						

CHINO BASIN WATERMASTER
Cash Disbursements For The Month of
November 2010

Type	Date	Num	Name	Memo	Account	Paid Amount
Bill Pmt -Check	11/03/2010	14646	W.C. DISCOUNT MOBILE AUTO DETAILING	Truck washing service	1012 - Bank of America Gen'l Ckg	100.00
Bill	10/28/2010			truck washing 4 trucks	6177 - Vehicle Repairs & Maintenance	100.00
TOTAL						200.00
Bill Pmt -Check	11/03/2010	14647	WHITEHEAD, MICHAEL	10/28/10 Board Meeting	1012 - Bank of America Gen'l Ckg	125.00
Bill	10/28/2010	10/28 Board Meeting		10/28/10 Board Meeting	6311 - Board Member Compensation	125.00
TOTAL						250.00
Bill Pmt -Check	11/03/2010	14648	WILLIS, KENNETH	10/26/10 Admin. Meeting at Watermaster	1012 - Bank of America Gen'l Ckg	125.00
Bill	10/28/2010	10/26 Admin Mtg		10/28/2010 Watermaster Board Meeting	6311 - Board Member Compensation	125.00
Bill	10/28/2010	10/28 Board Meeting		10/04/2010 Strategic Planning Conference	6311 - Board Member Compensation	125.00
Bill	10/28/2010	10/04 SPC		10/05/2010 Strategic Planning Conference	6311 - Board Member Compensation	125.00
Bill	10/28/2010	10/05 SPC				500.00
TOTAL						1250.00
Bill Pmt -Check	11/03/2010	14649	YOUNG, ROBERT		1012 - Bank of America Gen'l Ckg	125.00
Bill	10/28/2010	10/14 SPC		10/04/2010 Strategic Planning Conference	6311 - Board Member Compensation	125.00
Bill	10/28/2010	10/05 SPC		10/05/2010 Strategic Planning Conference	6311 - Board Member Compensation	250.00
TOTAL						500.00
Bill Pmt -Check	11/03/2010	14650	YUKON DISPOSAL SERVICE	08-K2 213849	1012 - Bank of America Gen'l Ckg	142.88
Bill	10/28/2010	08-K2 213849		Disposal Service for Nov. 2010	6024 - Building Repair & Maintenance	142.88
TOTAL						285.76
Bill Pmt -Check	11/03/2010	14651	CORELOGIC INFORMATION SOLUTIONS	12938173	1012 - Bank of America Gen'l Ckg	62.50
Bill	10/28/2010	12938173		12938173	7103.7 - Gridwtr Qual-Computer Svc	62.50
Bill	10/28/2010	12938173		12938173	7101.4 - Prod Monitor-Computer	125.00
TOTAL						250.00
Bill Pmt -Check	11/05/2010	14652	HSBC BUSINESS SOLUTIONS	7003730910002744	1012 - Bank of America Gen'l Ckg	211.18
Bill	10/31/2010	7003730910002744		misc. office supplies-meeting supplies-cookies, crackers, granola bars-drinks, tylenol	6031,7 - Other Office Supplies	211.18
TOTAL						422.36
Bill Pmt -Check	11/05/2010	14653	REID & HELLNER	172325	1012 - Bank of America Gen'l Ckg	15,370.00
Bill	10/31/2010	172325		172325 - Ag Pool Legal Services	8467 - Ag Legal & Technical Services	1,182.50
Bill	10/31/2010	172325		172325 - Ag Pool Legal Services	8467.1 - Frank B. & Associates	16,552.50
TOTAL						17,552.50
Bill Pmt -Check	11/05/2010	14654	SAN BERNARDINO COUNTY FLOOD CONTROL FC 156/10	reimb. of annual lease per Agreement with SCE	1012 - Bank of America Gen'l Ckg	5,000.00
Bill	10/31/2010	FC 156/10			7205 - Comp Recharge-Other Expense	5,000.00
TOTAL						10,000.00
Bill Pmt -Check	11/05/2010	14655	UNION 76	300-732-989	1012 - Bank of America Gen'l Ckg	

CHINO BASIN WATERMASTER
Cash Disbursements For The Month of
November 2010

Type	Date	Numb	Name	Memo	Account	Paid Amount
Bill	10/31/2010	300732989		Fuel expense for October 2010	6175 - Vehicle Fuel	281.51
TOTAL						281.51
Bill Pmt -Check	11/09/2010	14656	MWH LABORATORIES		1012 - Bank of America Gen'l Ckg	
Bill	10/31/2010	L0041374		L0041374 - Grdwtr Qual-Lab Svcs	7103.5 - Grdwtr Qual-Lab Svcs	1,778.00
Bill	10/31/2010	L0041963		L0041963 - Grdwtr Qual-Lab Svcs	7103.5 - Grdwtr Qual-Lab Svcs	2,557.00
Bill	10/31/2010	L0041008		L0041008 - Grdwtr Qual-Lab Svcs	7103.5 - Grdwtr Qual-Lab Svcs	2,059.00
Bill	10/31/2010	L0040759		L0040759 - Grdwtr Qual-Lab Svcs	7103.5 - Grdwtr Qual-Lab Svcs	2,059.00
Bill	10/31/2010	L0040693		L0040693 - Grdwtr Qual-Lab Svcs	7103.5 - Grdwtr Qual-Lab Svcs	1,446.00
Bill	10/31/2010	L0040993		L0040993 - Grdwtr Qual-Lab Svcs	7103.5 - Grdwtr Qual-Lab Svcs	1,269.00
TOTAL						11,168.00
Bill Pmt -Check	11/09/2010	14657	VILLEGAS, VICTORIA E.	10/08/10 Hearing Transcript	1012 - Bank of America Gen'l Ckg	
Bill	10/31/2010			10/08/10 Hearing Transcript	6909.4 - Printing	1,560.00
TOTAL						1,560.00
General Journal	11/13/2010	11/13/10	Payroll and Taxes 10/31/10-11/13/10	Payroll and Taxes 10/31/10-11/13/10	1012 - Bank of America Gen'l Ckg	
				Payroll Taxes 10/31/10-11/13/10	1012 - Bank of America Gen'l Ckg	7,629.51
				Direct Deposit/Checks 10/31/10-11/13/10	1012 - Bank of America Gen'l Ckg	25,266.91
TOTAL						33,096.42
Service Charge	11/15/2010		Bank of America	Service Charge	1012 - Bank of America Gen'l Ckg	175.85
				Service Charge	6031.7 - Other Office Supplies	175.85
TOTAL						175.85
Bill Pmt -Check	11/16/2010	14658	ACWA SERVICES CORPORATION	00198	1012 - Bank of America Gen'l Ckg	
Bill	11/09/2010	00198		Prepayment - December 2010	1409 - Prepaid Life, BAD&D & LTD	156.78
				November Insurance	60191 - Life & Disab.Ins Benefits	128.19
TOTAL						284.97
Bill Pmt -Check	11/16/2010	14659	BANC OF AMERICA LEASING	011689768	1012 - Bank of America Gen'l Ckg	
Bill	11/15/2010	011689768		Minolta lease - billing period 11/01/10-11/30/10	6043.1 - Ricoh Lease Fee	3,215.74
TOTAL						3,215.74
Bill Pmt -Check	11/16/2010	14660	CITISTREET	Payroll and Taxes for 10/17/10-10/30/10	1012 - Bank of America Gen'l Ckg	
General Journal	10/30/2010	11/10/08	CITISTREET	Employee 457 Deduction-10/17/10-10/30/10	2000 - Accounts Payable	1,720.80
TOTAL						1,720.80
Bill Pmt -Check	11/16/2010	14661	COMPUTER NETWORK	79708	1012 - Bank of America Gen'l Ckg	
Bill	10/31/2010	79708		external hard drives for backup	6055 - Computer Hardware	1,033.13
TOTAL						1,033.13
Bill Pmt -Check	11/16/2010	14662	CORELOGIC INFORMATION SOLUTIONS	12987219	1012 - Bank of America Gen'l Ckg	

CHINO BASIN WATERMASTER
Cash Disbursements For The Month of
November 2010

Type	Date	Num	Name	Memo	Account	Paid Amount
Bill	10/31/2010	12987219		12987219	7103.7 - Grdwtr Qual-Computer-Svc	62.50
				12987219	7101.4 - Prod Monitor-Computer	62.50
TOTAL						125.00
Bill Pmt -Check	11/16/2010	14663	CUCAMONGA VALLEY WATER DISTRICT	Lease Due Dec-1, 2010	1012 - Bank of America Gen'l Ckg	5,844.00
Bill	11/15/2010			Lease Due December 1, 2010	1422 - Prepaid Rent	5,844.00
TOTAL						850.00
Bill Pmt -Check	11/16/2010	14664	DEPT OF FISH AND GAME	Petition for Extension of Time Permit 20753	1012 - Bank of America Gen'l Ckg	850.00
Bill	11/16/2010			Fee-Petition for Extension of time for Permit	6909 - OBMP Other Expenses	850.00
TOTAL						865.00
Bill Pmt -Check	11/16/2010	14665	GUARANTEED JANITORIAL SERVICE, INC.	28234	1012 - Bank of America Gen'l Ckg	865.00
Bill	11/09/2010	28234		Janitorial Service - November 2010	6024 - Building Repair & Maintenance	865.00
TOTAL						128.00
Bill Pmt -Check	11/16/2010	14666	IAAP	93902097	1012 - Bank of America Gen'l Ckg	128.00
Bill	11/09/2010	93902097		annual dues for J. Wilson IAAP membership	6111 - Membership Dues	128.00
TOTAL						750.00
Bill Pmt -Check	11/16/2010	14667	MATHIS CONSULTING GROUP	153027	1012 - Bank of America Gen'l Ckg	750.00
Bill	10/31/2010	153027		training meeting	6013 - Human Resources Services	750.00
TOTAL						445.60
Bill Pmt -Check	11/16/2010	14668	OFFICE DEPOT	539072760001	1012 - Bank of America Gen'l Ckg	445.60
Bill	10/31/2010	539072760001		copy paper	6031.1 - Copy Paper	445.60
TOTAL						7.91
Bill Pmt -Check	11/16/2010	14669	VOID	Payor #3493	1012 - Bank of America Gen'l Ckg	7.91
Bill Pmt -Check	11/16/2010	14670	SAFEGUARD DENTAL & VISION	3399443	1012 - Bank of America Gen'l Ckg	119.58
Bill	11/09/2010	3399443		Dental Ins. For November 2010	60182.2 - Dental & Vision Ins	119.58
TOTAL						1,000.00
Bill Pmt -Check	11/16/2010	14671	STAPLES BUSINESS ADVANTAGE	8016964072	1012 - Bank of America Gen'l Ckg	1,000.00
Bill	11/15/2010	8016964072		misc.office supplies - rulers, scissors, mailing labels, markers, batteries	6031.7 - Other Office Supplies	1,000.00
TOTAL						1,000.00
Bill Pmt -Check	11/16/2010	14672	STATE WATER RESOURCES CONTROL BD	Petition for Extension of Time Permit 20753	1012 - Bank of America Gen'l Ckg	1,000.00
Bill	11/16/2010			Petition for Extension of Time Permit 20753	6909 - OBMP Other Expenses	1,000.00
TOTAL						1,000.00
Bill Pmt -Check	11/16/2010	14673	STAULA, MARY L		1012 - Bank of America Gen'l Ckg	1,000.00

CHINO BASIN WATERMASTER
Cash Disbursements For The Month of
November 2010

Type	Date	Num	Name	Memo	Account	Paid Amount
Bill	11/30/2010			Retiree Medical Premium-EE portion	60182.4 · Retiree Medical	136.61
TOTAL						136.61
Bill Pmt -Check	11/16/2010	14674	THE STANDARD INSURANCE COMPANY	160-513170-00006	1012 · Bank of America Gen'l Ckg	313.12
Bill	11/09/2010	160513170000006		Dental ins. - December 2010	60182.2 · Dental & Vision Ins	313.12
TOTAL						76.92
Bill Pmt -Check	11/16/2010	14675	UNITED PARCEL SERVICE	2x81x0	1012 · Bank of America Gen'l Ckg	76.92
Bill	10/30/2010	2x81x0		meeting tape, miscellaneous correspondence	6042 · Postage - General	78.92
TOTAL						563.77
Bill Pmt -Check	11/16/2010	14676	VERIZON WIRELESS	0920855669	1012 · Bank of America Gen'l Ckg	563.77
Bill	11/15/2010	0920855669		monthly service	6022 · Telephone	563.77
TOTAL						100.00
Bill Pmt -Check	11/16/2010	14677	W.C. DISCOUNT MOBILE AUTO DETAILING	Truck washing service	1012 · Bank of America Gen'l Ckg	100.00
Bill	11/15/2010			truck washing 4 trucks	6177 · Vehicle Repairs & Maintenance	100.00
TOTAL						28.06
Bill Pmt -Check	11/16/2010	14678	WESTERN DENTAL SERVICES, INC.	002483	1012 · Bank of America Gen'l Ckg	28.06
Bill	11/09/2010	002483		Dental ins. - December 2010	60182.2 · Dental & Vision Ins	28.06
TOTAL						6,534.13
Bill Pmt -Check	11/16/2010	14679	PUBLIC EMPLOYEES' RETIREMENT SYSTEM	Payor #3493	1012 · Bank of America Gen'l Ckg	6,534.13
General Journal	10/30/2010	11/10/07	PUBLIC EMPLOYEES' RETIREMENT SYSTEM	CalPERS payment for 10/17/10-10/30/10	2000 · Accounts Payable	6,534.13
TOTAL						30.00
Bill Pmt -Check	11/17/2010	14680	BANK OF AMERICA	XXXX-XXXX-XXXX-9341	1012 · Bank of America Gen'l Ckg	30.00
Bill	10/31/2010	XXXX-XXXX-XXXX-9341		FastTrak Replenishment	6174 · Transportation	242.40
				property tags for WM assets	6031.7 · Other Office Supplies	1,229.76
				travel expenses for K. Manning to attend the October 6191 · Conferences - General	6174 · Transportation	19.50
				MetroLink to meeting w/MWWD	6031.7 · Other Office Supplies	462.77
				Christmas Cards for office		1,984.43
TOTAL						16.85
Bill Pmt -Check	11/17/2010	14681	GRAINGER	9388551612	1012 · Bank of America Gen'l Ckg	16.85
Bill	11/16/2010	9388551612		9388181522	7103.6 · Grdvtir Qual-Supplies	40.11
Bill	11/16/2010	9388181522			7103.6 · Grdvtir Qual-Supplies	56.96
TOTAL						400.98
Bill Pmt -Check	11/17/2010	14682	INLAND EMPIRE UTILITIES AGENCY	90006605	1012 · Bank of America Gen'l Ckg	400.98
Bill	10/31/2010	90006605		90006605	8456 · IEUA Readyness To Serve	400.98
TOTAL						

CHINO BASIN WATERMASTER
Cash Disbursements For The Month of
November 2010

Type	Date	Num	Name	Memo	Account	Paid Amount
Bill Pmt -Check	11/17/2010	14683	ONTARIO, CITY OF*	VOID		
Bill Pmt -Check	11/17/2010	14684	PUMP CHECK		1012 - Bank of America Gen'l Ckg	225.00
Bill	10/31/2010	4026			7103.4 - Grdwtr Qual-Contract Svc	225.00
TOTAL						
General Journal	11/19/2010	11/19/10	Payroll and Taxes-11/19/10	Payroll and Taxes-11/19/10	1012 - Bank of America Gen'l Ckg	3,031.95
				Payroll Taxes - 11/19/10	1012 - Bank of America Gen'l Ckg	14,737.47
				Direct Deposit/Checks - 11/19/10	1012 - Bank of America Gen'l Ckg	17,769.42
TOTAL						
General Journal	11/27/2010	11/27/10	Payroll and Taxes for 11/14/10-11/27/10	Payroll and Taxes for 11/14/10-11/27/10	1012 - Bank of America Gen'l Ckg	7,549.40
				Payroll Taxes for 11/14/10-11/27/10	1012 - Bank of America Gen'l Ckg	24,656.56
				Direct Deposits for 11/14/10-11/27/10	1012 - Bank of America Gen'l Ckg	32,205.96
TOTAL						
Bill Pmt -Check	11/29/2010	14685	CALPERS	1741	1012 - Bank of America Gen'l Ckg	4,169.74
Bill	11/23/2010	1741		Medical Premiums - December 2010	60182.1 - Medical Insurance	4,169.74
TOTAL						
Bill Pmt -Check	11/29/2010	14686	CITISTREET	Payroll and Taxes 10/31/10-11/13/10	1012 - Bank of America Gen'l Ckg	1,955.33
General Journal	11/13/2010	11/13/10	CITISTREET	Employee 457 Deductions	2000 - Accounts Payable	1,955.33
TOTAL						
Bill Pmt -Check	11/29/2010	14687	GREAT AMERICA LEASING CORP.	10238044	1012 - Bank of America Gen'l Ckg	2,814.41
Bill	11/23/2010	10238044		Invoice less 3 months of insurance premiums	6043.1 - Ricoh Lease Fee	345.47
				Usage for Black Copies	6043.2 - Ricoh Usage & Maintenance Fee	643.31
				Usage for Color Copies	6043.2 - Ricoh Usage & Maintenance Fee	3,803.19
TOTAL						
Bill Pmt -Check	11/29/2010	14688	PRE-PAID LEGAL SERVICES, INC.	111802	1012 - Bank of America Gen'l Ckg	77.70
Bill	11/23/2010	111802		November 2010	60194 - Other Employee Insurance	77.70
TOTAL						
Bill Pmt -Check	11/29/2010	14689	PREMIERE GLOBAL SERVICES	04580394	1012 - Bank of America Gen'l Ckg	71.17
Bill	10/31/2010	04580394		agenda call 9/29	8312 - Meeting Expenses	71.15
				agenda call 9/29	8412 - Meeting Expenses	71.15
				agenda call 9/29	8512 - Meeting Expense	994.79
				CDA 10/1, 10/6, 10/8, 10/13, 10/18, 10/19, 10/22	7305 - PE3&5-Supplies	279.06
				court presentation calls on 10/07	6909.1 - OBMP Meetings	276.23
				Water Qual Comm./Chino Airport 10/18, 10/20	7103.6 - Grdwtr Qual-Supplies	14.95
				monthly fee	6022 - Telephone	

CHINO BASIN WATERMASTER
Cash Disbursements For The Month of
November 2010

Type	Date	Num	Name	Memo	Account	Paid Amount
TOTAL						1,776.50
Bill Pmt -Check	11/29/2010	14690	PUBLIC EMPLOYEES' RETIREMENT SYSTEM	Payor #3493	1012 - Bank of America Gen'l Ckg	
General Journal	11/13/2010	11/13/10	PUBLIC EMPLOYEES' RETIREMENT SYSTEM	CalPERS Payment for 10/31/10-11/13/10	2000 - Accounts Payable	3,258.06
General Journal	11/13/2010	11/13/10	PUBLIC EMPLOYEES' RETIREMENT SYSTEM	CalPERS Payment for 10/31/10-11/13/10	2000 - Accounts Payable	6,648.37
TOTAL						9,906.43
Bill Pmt -Check	11/29/2010	14691	R&D PEST SERVICES	0138431	1012 - Bank of America Gen'l Ckg	
Bill	11/23/2010	0138431		Continuing treatment for ants	6024 - Building Repair & Maintenance	85.00
TOTAL						85.00
Bill Pmt -Check	11/29/2010	14692	RAUCH COMMUNICATION CONSULTANTS, LLC	Nov-111010	1012 - Bank of America Gen'l Ckg	
Bill	11/19/2010	Nov-111010		annual report - progress billing	6061.3 - Rauch	3,101.25
TOTAL						3,101.25
Bill Pmt -Check	11/29/2010	14693	STANDARD INSURANCE CO.	Policy # 00-640888-0009	1012 - Bank of America Gen'l Ckg	
Bill	11/23/2010	006408880009		Employees Life and Disability Premium	60191 - Life & Disab. Ins Benefits	509.05
TOTAL						509.05
Bill Pmt -Check	11/29/2010	14694	STATE COMPENSATION INSURANCE FUND	1615535-10	1012 - Bank of America Gen'l Ckg	
Bill	11/23/2010	1615535-10		Monthly Workers Comp Premium	60183 - Worker's Comp Insurance	1,273.92
TOTAL						1,273.92
Bill Pmt -Check	11/29/2010	14695	VISION SERVICE PLAN	00-101789-0001	1012 - Bank of America Gen'l Ckg	
Bill	11/23/2010	001017890001		Vision Premium for December 2010	60182.2 - Dental & Vision Ins	52.93
TOTAL						52.93
Bill Pmt -Check	11/29/2010	14696	BROWNSTEIN HYATT FARBEN SCHRECK	437513 - WM Legal Counsel	1012 - Bank of America Gen'l Ckg	
Bill	10/31/2010	437513		437513 - Paragraph 31 Motion	6907.3 - WM Legal Counsel	28,175.86
Bill	10/31/2010	437513		437513 - Paragraph 31 Motion	6907.35 - Paragraph 31 Motion	4,822.20
Bill	10/31/2010	437514		437513 - Desalter Negotiations	6907.33 - Desalter Negotiations	1,849.30
Bill	10/31/2010	437514		437514 - WM Legal Counsel	6907.3 - WM Legal Counsel	99.90
Bill	10/31/2010	437515		437515 - Santa Ana River Water Rights	6907.34 - Santa Ana River Water Rights	2,473.20
Bill	10/31/2010	437516		437516 - Ontario Airport Plume	6907.31 - Ontario Airport Plume	169.20
Bill	10/31/2010	437517		437517 - Chino Airport Plume	6907.32 - Chino Airport Plume	2,921.40
Bill	10/31/2010	437518		437518 - Desalter Negotiations	6907.33 - Desalter Negotiations	28,459.00
Bill	10/31/2010	437519		437519 - Paragraph 31 Motion	6907.35 - Paragraph 31 Motion	3,235.05
TOTAL						72,205.11
Bill Pmt -Check	11/29/2010	14697	CALIFORNIA WATER AWARENESS CAMPAIGN	643	1012 - Bank of America Gen'l Ckg	
Bill	11/29/2010			2011 California Water Awareness Campaign	6500 - Education Funds Use Expens	375.00
TOTAL						375.00

Type	Date	Num	Name	Memo	Account	Paid Amount
Bill Pmt -Check	11/29/2010	14698	COMPUTER NETWORK	79836	1012 - Bank of America Gen'l Ckg	
Bill	11/16/2010	79836		hardware/software upgrades	6055 - Computer Hardware	1,135.35
TOTAL						
Bill Pmt -Check	11/29/2010	14699	MWH LABORATORIES		1012 - Bank of America Gen'l Ckg	
Bill	10/31/2010	L0038621		L0038621 - Hydraulic Control-Lab Svcs	7108.4 - Hydraulic Control-Lab Svcs	2,065.00
Bill	10/31/2010	L0038387		L0038387 - Hydraulic Control-Lab Svcs	7108.4 - Hydraulic Control-Lab Svcs	615.00
Bill	10/31/2010	L0038586		L0038586 - Hydraulic Control-Lab Svcs	7108.4 - Hydraulic Control-Lab Svcs	2,065.00
Bill	10/31/2010	L0038971		L0038971 - Hydraulic Control-Lab Svcs	7108.4 - Hydraulic Control-Lab Svcs	1,952.00
Bill	10/31/2010	L0041373		L0041373 - Hydraulic Control-Lab Svcs	7108.4 - Hydraulic Control-Lab Svcs	1,658.00
Bill	10/31/2010	L0041725		L0041725 - Hydraulic Control-Lab Svcs	7108.4 - Hydraulic Control-Lab Svcs	6,492.00
Bill	10/31/2010	L0039744		L0039744 - Hydraulic Control-Lab Svcs	7108.4 - Hydraulic Control-Lab Svcs	4,546.00
Bill	10/31/2010	L0039362		L0039362 - Hydraulic Control-Lab Svcs	7108.4 - Hydraulic Control-Lab Svcs	2,065.00
Bill	10/31/2010	L0039363		L0039363 - Hydraulic Control-Lab Svcs	7108.4 - Hydraulic Control-Lab Svcs	615.00
Bill	10/31/2010	L0040152		L0040152 - Hydraulic Control-Lab Svcs	7108.4 - Hydraulic Control-Lab Svcs	1,984.00
Bill	10/31/2010	L0039723		L0039723 - Hydraulic Control-Lab Svcs	7108.4 - Hydraulic Control-Lab Svcs	2,065.00
Bill	10/31/2010	L0040149		L0040149 - Hydraulic Control-Lab Svcs	7108.4 - Hydraulic Control-Lab Svcs	618.00
Bill	10/31/2010	L0040692		L0040692 - Hydraulic Control-Lab Svcs	7108.4 - Hydraulic Control-Lab Svcs	2,065.00
Bill	10/31/2010	L0040697		L0040697 - Hydraulic Control-Lab Svcs	7108.4 - Hydraulic Control-Lab Svcs	615.00
Bill	10/31/2010	L0041970		L0041970 - Hydraulic Control-Lab Svcs	7108.4 - Hydraulic Control-Lab Svcs	2,065.00
Bill	10/31/2010	L0041974		L0041974 - Grdwtr Qual-Lab Svcs	7103.5 - Grdwtr Qual-Lab Svcs	2,059.00
Bill	10/31/2010	L0041965		L0041965 - Grdwtr Qual-Lab Svcs	7103.5 - Grdwtr Qual-Lab Svcs	1,269.00
Bill	10/31/2010	L0042016		L0042016 - Grdwtr Qual-Lab Svcs	7103.5 - Grdwtr Qual-Lab Svcs	1,778.00
Bill	10/31/2010	L0042027		L0042027 - Grdwtr Qual-Lab Svcs	7103.5 - Grdwtr Qual-Lab Svcs	999.00
Bill	10/31/2010	L0042173		L0042173 - Grdwtr Qual-Lab Svcs	7103.5 - Grdwtr Qual-Lab Svcs	1,056.00
Bill	10/31/2010	L0042017		L0042017 - Hydraulic Control-Lab Svcs	7108.4 - Hydraulic Control-Lab Svcs	2,065.00
Bill	10/31/2010	L0041708		L0041708 - Hydraulic Control-Lab Svcs	7108.4 - Hydraulic Control-Lab Svcs	615.00
Bill	10/31/2010	L0041975		L0041975 - Hydraulic Control-Lab Svcs	7108.4 - Hydraulic Control-Lab Svcs	2,065.00
Bill	10/31/2010	L0042521		L0042521 - Hydraulic Control-Lab Svcs	7108.4 - Hydraulic Control-Lab Svcs	1,592.00
Bill	10/31/2010	L0042171		L0042171 - Hydraulic Control-Lab Svcs	7108.4 - Hydraulic Control-Lab Svcs	615.00
Bill	10/31/2010	L0042435		L0042435 - Hydraulic Control-Lab Svcs	7108.4 - Hydraulic Control-Lab Svcs	2,065.00
Bill	10/31/2010	L0042436		L0042436 - Hydraulic Control-Lab Svcs	7108.4 - Hydraulic Control-Lab Svcs	2,065.00
TOTAL						
Bill Pmt -Check	11/29/2010	14700	WATER EDUCATION FOUNDATION	2011 Membership	1012 - Bank of America Gen'l Ckg	
Bill	11/29/2010		2011 Membership		6111 - Membership Dues	874.00
TOTAL						
Bill Pmt -Check	11/29/2010	14701	WILDERMUTH ENVIRONMENTAL INC		1012 - Bank of America Gen'l Ckg	
Bill	10/31/2010	2010659	2010659 - OBMP Engineering Services		6906 - OBMP Engineering Services	4,151.50
Bill	10/31/2010	2010660	2010660 - OBMP Engineering Services		6906 - OBMP Engineering Services	7,998.42
Bill	10/31/2010	2010661	2010661 - OBMP Engineering Services		6906 - OBMP Engineering Services	3,148.75
Bill	10/31/2010	2010662	2010662 - OBMP Engineering Services		6906 - OBMP Engineering Services	2,367.50

CHINO BASIN WATERMASTER
Cash Disbursements For The Month of
November 2010

Type	Date	Num	Name	Memo	Account	Paid Amount
Bill	10/31/2010	2010663		2010663 - OBMP Engineering Services	6906 - OBMP Engineering Services	4,955.00
Bill	10/31/2010	2010664		2010664 - OBMP Engineering Services	6906 - OBMP Engineering Services	3,820.00
Bill	10/31/2010	2010665		2010665 - OBMP Engineering Services	6906 - OBMP Engineering Services	1,766.25
Bill	10/31/2010	2010666		2010666 - Grdwtr Qual-Engineering	7103.3 - Grdwtr Qual-Engineering	687.50
Bill	10/31/2010	2010667		2010667 - Grdwtr Qual-Engineering	7103.3 - Grdwtr Qual-Engineering	375.00
Bill	10/31/2010	2010668		2010668 - Grdwtr Qual-Engineering	7103.3 - Grdwtr Qual-Engineering	187.50
Bill	10/31/2010	2010669		2010669 - Grdwtr Qual-Engineering	7103.3 - Grdwtr Qual-Engineering	187.50
Bill	10/31/2010	2010670		2010670 - Grdwtr Level-Engineering	7104.3 - Grdwtr Level-Engineering	375.00
Bill	10/31/2010	2010671		2010671 - Grdwtr Level-Engineering	7104.3 - Grdwtr Level-Engineering	2,627.70
Bill	10/31/2010	2010672		2010672 - Grdwtr Level-Engineering	7104.3 - Grdwtr Level-Engineering	8,800.00
Bill	10/31/2010	2010673		2010673 - Grdwtr Level-Engineering	7104.3 - Grdwtr Level-Engineering	2,975.00
Bill	10/31/2010	2010674		2010674 - Grdwtr Level-Capital Equip	7104.9 - Grdwtr Level-Capital Equip	2,321.27
Bill	10/31/2010	2010675		2010675 - Grd Level-Engineering	7107.2 - Grd Level-Engineering	9,261.38
Bill	10/31/2010	2010676		2010676 - Grd Level-Cap Equip Exte	7107.8 - Grd Level-Cap Equip Exte	4,800.00
Bill	10/31/2010	2010677		2010677 - Grd Level-Cap Equip Exte	7107.8 - Grd Level-Cap Equip Exte	448.74
Bill	10/31/2010	2010678		2010678 - Grd Level-Engineering	7107.2 - Grd Level-Engineering	6,815.00
Bill	10/31/2010	2010679		2010679 - Grd Level-Contract Svcs	7107.6 - Grd Level-Contract Svcs	4,603.58
Bill	10/31/2010	2010680		2010680 - Grd Level-Engineering	7107.2 - Grd Level-Engineering	1,487.50
Bill	10/31/2010	2010681		2010681 - Hydraulic Control-Engineering	7108.3 - Hydraulic Control-Engineering	675.00
Bill	10/31/2010	2010682		2010682 - Hydraulic Control-Engineering	7108.3 - Hydraulic Control-Engineering	4,371.80
Bill	10/31/2010	2010683		2010683 - Hydraulic Control-Engineering	7108.3 - Hydraulic Control-Engineering	843.75
Bill	10/31/2010	2010684		2010684 - Hydraulic Control-Engineering	7108.3 - Hydraulic Control-Engineering	562.50
Bill	10/31/2010	2010685		2010685 - Hydraulic Control-Engineering	7108.3 - Hydraulic Control-Engineering	1,218.75
Bill	10/31/2010	2010686		2010686 - Hydraulic Control-Engineering	7108.3 - Hydraulic Control-Engineering	225.00
Bill	10/31/2010	2010687		2010687 - Hydraulic Control-Engineering	7108.3 - Hydraulic Control-Engineering	766.15
Bill	10/31/2010	2010688		2010688 - Hydraulic Control-Engineering	7108.3 - Hydraulic Control-Engineering	437.50
Bill	10/31/2010	2010689		2010689 - Hydraulic Control-Engineering	7108.3 - Hydraulic Control-Engineering	606.25
Bill	10/31/2010	2010690		2010690 - Hydraulic Control-Engineering	7108.3 - Hydraulic Control-Engineering	800.00
Bill	10/31/2010	2010691		2010691 - Hydraulic Control-Engineering	7108.3 - Hydraulic Control-Engineering	893.75
Bill	10/31/2010	2010692		2010692 - PE3&5-Engineering	7303 - PE3&5-Engineering	1,600.00
Bill	10/31/2010	2010693		2010693 - PE4-Engineering	7402 - PE4-Engineering	3,300.00
Bill	10/31/2010	2010694		2010694 - PE4-Engineering	7402 - PE4-Engineering	3,861.50
Bill	10/31/2010	2010695		2010695 - PE6&7-Engineering	7502 - PE6&7-Engineering	4,091.25
Bill	10/31/2010	2010696		2010696 - PE6&7-Engineering	7502 - PE6&7-Engineering	3,262.50
Bill	10/31/2010	2010697		2010697 - PE6&7-Engineering	7502 - PE6&7-Engineering	860.00
Bill	10/31/2010	2010698		2010698 - PE6&7-Engineering	7502 - PE6&7-Engineering	1,612.50
TOTAL						104,150.29
General Journal						
	11/30/2010	11/30/10		Wage Works Direct Debit-Nov2010	1012 - Bank of America Gen'l Ckg	1,039.24
				Flexible Spending 125(k)-employee - 11/08/10	1012 - Bank of America Gen'l Ckg	86.75
				Administrative Fee - 11/19/10	1012 - Bank of America Gen'l Ckg	1,039.24
				Flexible Spending 125(k)-employee - 11/22/10	1012 - Bank of America Gen'l Ckg	2,165.23
TOTAL						

CHINO BASIN WATERMASTER
Cash Disbursements For The Month of
November 2010

Type	Date	Num	Name	Memo	Account	Paid Amount
					Total Disbursements:	<u>437,180.18</u>

THIS PAGE
HAS
INTENTIONALLY
BEEN LEFT
BLANK
FOR PAGINATION



CHINO BASIN WATERMASTER

9641 San Bernardino Road, Rancho Cucamonga, Ca 91730
Tel: 909.484.3888 Fax: 909.484.3890 www.cbwm.org

KENNETH R. MANNING
Chief Executive Officer

STAFF REPORT

DATE: January 6, 2011
TO: Committee Members
SUBJECT: VISA Check Detail Report – Financial Report B2

SUMMARY

Issue – Record of VISA credit card payment disbursed for the month of November 2010.

Recommendation – Staff recommends the VISA Check Detail Report for November 2010 be received and filed as presented.

Fiscal Impact – Funds disbursed were included in the FY 2010-2011 Watermaster Budget.

BACKGROUND

A monthly VISA Check Detail report is provided to keep all members apprised of Watermaster expenditures charged against the CEO and/or CFO's Bank of America VISA card.

DISCUSSION

Total cash disbursement during the month of November 2010 was \$1,984.43. The monthly charges for November 2010 were for routine and customary expenditures and properly documented with receipts.

Actions:

January 6, 2011 Appropriative Pool –
January 6, 2011 Non-Agricultural Pool –
January 13, 2011 Agricultural Pool –
January 20, 2011 Advisory Committee –
January 27, 2011 Watermaster Board –

THIS PAGE
HAS
INTENTIONALLY
BEEN LEFT
BLANK
FOR PAGINATION

CHINO BASIN WATERMASTER
 VISA Check Detail Report
 November 2010

Type	Num	Date	Name	Memo	Account	Paid Amount
Bill Pmt -Check	14680	11/17/2010	BANK OF AMERICA	XXXX-XXXX-XXXX-9341	1012 - Bank of America Gen'l Ckg	
Bill	XXXXXXXXXXXXXXXX9341	10/31/2010		FastTrak Replenishment	6174 - Transportation	30.00
				property tags for WM assets	6031.7 - Other Office Supplies	242.40
				travel expenses-Manning to attend Oct.2010 Utility Executives Conference-Napa, CA	6191 - Conferences - General	1,229.78
				MetroLink to meeting w/WWD	6174 - Transportation	19.50
				Christmas Cards for office	6031.7 - Other Office Supplies	462.77
						<u>1,984.43</u>

TOTAL

THIS PAGE
HAS
INTENTIONALLY
BEEN LEFT
BLANK
FOR PAGINATION



CHINO BASIN WATERMASTER

9641 San Bernardino Road, Rancho Cucamonga, Ca 91730
Tel: 909.484.3888 Fax: 909.484.3890 www.cbwm.org

KENNETH R. MANNING
Chief Executive Officer

STAFF REPORT

DATE: January 6, 2011
TO: Committee Members
SUBJECT: Combining Schedule of Revenue, Expenses and Changes in Working Capital for the Period July 1, 2010 through November 30, 2010 - Financial Report B3

SUMMARY

Issue – Record of Revenue, Expenses and Changes in Working Capital for the Period July 1, 2010 through November 30, 2010.

Recommendation – Staff recommends the Combining Schedule of Revenue, Expenses and Changes in Working Capital for the Period July 1, 2010 through November 30, 2010 be received and filed as presented.

Fiscal Impact – Funds disbursed were included in the FY 2010-2011 Watermaster Budget.

BACKGROUND

A Combining Schedule of Revenue, Expenses and Changes in Working Capital for the period July 1, 2010 through November 30, 2010 is provided to keep all members apprised of the FY 2010/2011 cumulative Watermaster revenues, expenditures and changes in working capital for the period listed.

DISCUSSION

The Combining Schedule of Revenue, Expenses and Changes in Working Capital has been created from various financial reports and statements created from QuickBooks Enterprise Solutions 9.0, the Watermaster accounting system. The Combining Schedule provided balances to the supporting documentation in the Watermaster accounting system as presented.

Actions:

January 6, 2011 Appropriative Pool –
January 6, 2011 Non-Agricultural Pool –
January 13, 2011 Agricultural Pool –
January 20, 2011 Advisory Committee –
January 27, 2011 Watermaster Board –

THIS PAGE
HAS
INTENTIONALLY
BEEN LEFT
BLANK
FOR PAGINATION

CHINO BASIN WATERMASTER
 COMBINING SCHEDULE OF REVENUE, EXPENSES AND CHANGES IN WORKING CAPITAL
 FOR THE PERIOD JULY 1, 2010 THROUGH NOVEMBER 30, 2010

	WATERMASTER ADMINISTRATION	OPTIMUM BASIN MANAGEMENT	POOL ADMINISTRATION & SPECIAL PROJECTS			GROUNDWATER OPERATIONS		EDUCATION FUNDS	GRAND TOTALS	BUDGET 2010-2011
			APPROPRIATIVE POOL	AG POOL	NON-AG POOL	GROUNDWATER REPLENISHMENT	SB222 FUNDS			
Administrative Revenues:										
Administrative Assessments	6,508,169							1	6,508,169	\$6,508,070
Interest Revenue		7,606	609	306					8,522	175,010
Mutual Agency Project Revenue	111,000								111,000	148,410
Grant Income									-	0
Miscellaneous Income									-	0
Total Revenues	6,619,169	7,606	609	306				1	6,627,691	6,831,490
Administrative & Project Expenditures:										
Watermaster Administration	220,317								220,317	512,546
Watermaster Board-Advisory Committee	28,059								28,059	73,073
Pool Administration		29,589	79,237	55,597					164,423	474,856
Optimum Basin Mgmt Administration	719,913								719,913	1,350,390
OBMP Project Costs	1,184,204								1,184,204	3,772,619
Debt Service	637,198								637,198	700,964
Education Funds Use							375		375	375
Mutual Agency Project Costs										10,000
Total Administrative/OBMP Expenses	248,376	2,541,315	79,237	55,597			375		2,954,489	6,894,823
Net Administrative/OBMP Expenses	6,370,793	(2,541,315)								
Allocate Net Admin Expenses To Pools		(4,380,883)	(1,772,466)	(217,444)						
Allocate Net OBMP Expenses To Pools	1,904,117	1,309,368	529,759	64,980						
Allocate Debt Service to App Pool	637,198	637,198								
Agricultural Expense Transfer*	(1,163,471)	1,163,471								
Total Expenses	(3,568,198)		609	(96,857)			375	(374)	2,954,489	6,894,823
Net Administrative Income	3,575,804			97,164					3,673,203	(63,333)
Other Income/(Expense)										
Replenishment Water Assessments						5,866,500			5,866,500	0
Interest Revenue						1,792			1,792	0
Water Purchases										0
Balance Adjustment										0
Other Water Purchases										0
Groundwater Replenishment						(183,732)			(183,732)	0
Net Other Income						5,684,561			5,684,561	0
Net Transfers To/(From) Reserves	9,357,763		609	97,164		5,684,561	(374)		9,357,763	(63,333)
Working Capital, July 1, 2010	6,219,006		473,483	256,632		1,369,991	1,001		8,478,365	
Working Capital, End Of Period	9,794,810		474,092	353,796		7,054,552	627		17,836,128	17,836,128
09/10 Assessable Production	78,733,238		31,854,766	3,907,911					114,495,915	
09/10 Production Percentages	68.765%		27.822%	3.413%					100.000%	

*Fund balance transfer as agreed to in the Peace Agreement.

THIS PAGE
HAS
INTENTIONALLY
BEEN LEFT
BLANK
FOR PAGINATION



CHINO BASIN WATERMASTER

9641 San Bernardino Road, Rancho Cucamonga, Ca 91730
Tel: 909.484.3888 Fax: 909.484.3890 www.cbwm.org

KENNETH R. MANNING
Chief Executive Officer

STAFF REPORT

DATE: January 6, 2011
TO: Committee Members
SUBJECT: Treasurer's Report of Financial Affairs for the Period September 1, 2010 through November 30, 2010 - Financial Report B4

SUMMARY

Issue – Record of increases or decreases in the cash position, assets and liabilities of Watermaster for the Period of November 1, 2010 through November 30, 2010.

Recommendation – Staff recommends the Treasurer's Report of Financial Affairs for the Period November 1, 2010 through November 30, 2010 be received and filed as presented.

Fiscal Impact – Funds disbursed were included in the FY 2010-2011 Watermaster Budget.

BACKGROUND

A Treasurer's Report of Financial Affairs for the Period November 1, 2010 through November 30, 2010 is provided to keep all members apprised of the total cash in banks (Bank of America and LAIF) and on hand at the Watermaster office (petty cash) at the end of the period stated. The Treasurer's Report details the change (increase or decrease) in the overall cash position of Watermaster, as well as the changes (increase or decrease) to the assets and liabilities section of the balance sheet. The report also provides a detailed listing of all deposits and/or withdrawals in the California State Treasurer's Local Agency Investment Fund (LAIF), the most current effective yield as of the last quarter, and the ending balance in LAIF as of the reporting date.

DISCUSSION

The Treasurer's Report of Financial Affairs has been created from various financial reports and statements created from QuickBooks Enterprise Solutions 9.0, the Watermaster accounting system. The Treasurer's Report provided, balances to the supporting documentation in the Watermaster accounting system, as well as the supporting bank statements.

Actions:

January 6, 2011 Appropriative Pool –
January 6, 2011 Non-Agricultural Pool –
January 13, 2011 Agricultural Pool –
January 20, 2011 Advisory Committee –
January 27, 2011 Watermaster Board –

THIS PAGE
HAS
INTENTIONALLY
BEEN LEFT
BLANK
FOR PAGINATION

CHINO BASIN WATERMASTER
 TREASURER'S REPORT OF FINANCIAL AFFAIRS FOR THE PERIOD
 NOVEMBER 1 THROUGH NOVEMBER 30, 2010

Financial Report - B4

DEPOSITORIES:			
Cash on Hand - Petty Cash		\$	500
Bank of America			
Governmental Checking-Demand Deposits		\$	(969)
Zero Balance Account - Payroll		\$	-
Local Agency Investment Fund - Sacramento			
TOTAL CASH IN BANKS AND ON HAND	11/30/2010		
TOTAL CASH IN BANKS AND ON HAND	10/31/2010		
		\$	6,004,902
		\$	(969)
		\$	6,004,432
		\$	6,228,094
		\$	(223,661)

CHANGE IN CASH POSITION DUE TO:

Decrease/(Increase) in Assets:	Accounts Receivable	\$	-
	Assessments Receivable		(12,161,339)
	Prepaid Expenses, Deposits & Other Current Assets		(52)
(Decrease)/Increase in Liabilities	Accounts Payable		(119,785)
	Accrued Payroll, Payroll Taxes & Other Current Liabilities		12,290
	Transfer to/(from) Reserves		12,045,225
		\$	(223,661)

SUMMARY OF FINANCIAL TRANSACTIONS:

	Petty Cash	Gov'tl Checking Demand	Zero Balance Account Payroll	Local Agency Investment Funds	Totals
Balances as of 10/31/2010	\$ 500	\$ 222,692	\$ -	\$ 6,004,902	\$ 6,228,094
Deposits	-	213,519	-	-	213,519
Transfers	-	(83,684)	83,684	-	-
Withdrawals/Checks	-	(353,496)	(83,684)	-	(437,180)
Balances as of 11/30/2010	\$ 500	\$ (969)	\$ -	\$ 6,004,902	\$ 6,004,432
PERIOD INCREASE OR (DECREASE)	\$ -	\$ (223,661)	\$ -	\$ -	\$ (223,661)

**CHINO BASIN WATERMASTER
TREASURER'S REPORT OF FINANCIAL AFFAIRS FOR THE PERIOD
NOVEMBER 1 THROUGH NOVEMBER 30, 2010**

INVESTMENT TRANSACTIONS

Effective Date	Transaction	Depository	Activity	Redeemed	Days to Maturity	Interest Rate(*)	Maturity Yield
----------------	-------------	------------	----------	----------	------------------	------------------	----------------

TOTAL INVESTMENT TRANSACTIONS \$ -

* The earnings rate for L.A.I.F. is a daily variable rate; 0.51% was the effective yield rate at the Quarter ended September 30, 2010.

**INVESTMENT STATUS
November 30, 2010**

Financial Institution	Principal Amount	Number of Days	Interest Rate	Maturity Date
Local Agency Investment Fund	\$ 6,004,902			
TOTAL INVESTMENTS	\$ 6,004,902			

Funds on hand are sufficient to meet all foreseen and planned Administrative and project expenditures during the next six months.

All investment transactions have been executed in accordance with the criteria stated in Chino Basin Watermaster's Investment Policy.

Respectfully submitted,

Joseph S. Joswiak
Chief Financial Officer
Chino Basin Watermaster



CHINO BASIN WATERMASTER

9641 San Bernardino Road, Rancho Cucamonga, Ca 91730
Tel: 909.484.3888 Fax: 909.484.3890 www.cbwm.org

KENNETH R. MANNING
Chief Executive Officer

STAFF REPORT

DATE: January 6, 2011
TO: Committee Members
SUBJECT: Budget vs. Actual Report for the Period July 1, 2010 through November 30, 2010 - Financial Report - B5

SUMMARY

Issue – Record of revenues and expenses of Watermaster for the Period of July 1, 2010 through November 30, 2010.

Recommendation – Staff recommends the Budget vs. Actual Report for the Period July 1, 2010 through November 30, 2010 be received and filed as presented.

Fiscal Impact – Funds disbursed were included in the FY 2010-2011 Watermaster Budget.

BACKGROUND

A Budget vs. Actual Report for the period July 1, 2010 through November 30, 2010 is provided to keep all members apprised of the total revenues and expenses for the current fiscal year. The expense section is categorized into four distinct sections. Those sections are: General and Administrative Expenses; Optimal Basin Management Program Expenses; Project Expenses; and Other Income/Expenses.

DISCUSSION

The Budget vs. Actual report has been created from QuickBooks Enterprise Solutions 9.0, the Watermaster accounting system. The Budget vs. Actual report provided, balances to the supporting documentation in the Watermaster accounting system, as well as the supporting bank statements.

Year-To-Date (YTD) for the five month period ending November 30, 2010 of the fiscal year, all categories were at or below the projected budget with the exception of category 6900 (Optimum Basin Mgmt Plan). Within the 6900 category is the regional board fine in the amount of \$62,675 which was posted to account 6909 (OBMP Other Expenses). If you recall, this item was not included as part of the fiscal year 2010/2011 budget. Also recorded within this category are the Watermaster's legal expenses. Currently, the legal expenses are above the Y-T-D budget as a direct result of the ongoing Desalter Negotiations of \$134,134, the Santa Ana River Water Rights Application of \$179, the Chino Airport Plume of \$46,279, Santa Ana River Critical Habitat of \$7,097, and the Paragraph 31 Motion activity of \$48,594. Several individual legal projects were below budget for the Y-T-D period. These were the Peace II (\$16,815), Ontario Airport Plume (\$4,316), Water Auction

(\$15,483), Regional Water Quality Control Board of (\$2,659), Recharge Master Plan (\$12,942) and General Administrative Legal Costs (Pool, Advisory and Board meetings) of (\$14,927). The budgeted amount for legal expenses for the entire fiscal year of \$450,000 was allocated at \$37,500 per month. For the five month period, the cumulative Y-T-D budget was \$187,500 and actual legal expenses totaled \$356,641 which resulted in an over budget variance of \$169,141. To date, the legal contingency of \$145,000 has not been used.

	Jul - Nov 10	Budget	\$ Over Budget	% of Budget
6907.3 - WM Legal Counsel				
6907.30 - Peace II - CEQA	4,018	20,833	-16,815	19%
6907.31 - Ontario Airport Plume	1,934	6,250	-4,316	31%
6907.32 - Chino Airport Plume	52,529	6,250	46,279	840%
6907.33 - Desalter Negotiations	134,134	0	134,134	
6907.34 - Santa Ana River Water Rights	10,595	10,417	178	102%
6907.35 - Paragraph 31 Motion	48,594	0	48,594	100%
6907.36 - Santa Ana River Habitat	7,097	0	7,097	100%
6907.37 - Water Auction	1,184	16,667	-15,483	7%
6907.38 - Reg. Water Quality Cntrl Board	3,591	6,250	-2,659	57%
6907.39 - Recharge Master Plan	3,725	16,667	-12,942	22%
6907.3 - WM Legal Counsel - Other	89,240	104,167	-14,927	86%
Total 6907.3 - WM Legal Counsel	356,641	187,500	169,141	190%
	356,641	187,500	169,141	190%
6909 - OBMP Other Expenses - Other	64,525	10,000	54,525	645%

Looking ahead, the month of December should provide similar financial results. The legal expenses will be slightly lower than November's due to the "slowing down" of legal activities during the holiday season. For December, there is no expectation of any "abnormal financial activity" resulting in large over budget variances.

Actions:

- January 6, 2011 Appropriative Pool –
- January 6, 2011 Non-Agricultural Pool –
- January 13, 2011 Agricultural Pool –
- January 20, 2011 Advisory Committee –
- January 27, 2011 Watermaster Board –

CHINO BASIN WATERMASTER
Budget vs. Actual
Current Month, Year-To-Date and Fiscal Year-End

09:18 AM
10/27/10
Accrual Basis

	1/12th of the Total Budget			5/12th (42%) of the Total Budget			100% of the Total Budget					
	For The Month of November 2010			Year-To-Date as of November 30, 2010			Fiscal Year End as of June 30, 2011					
	Actual	Budget	\$ Over(Under)	% of Budget	Actual	Budget	\$ Over(Under)	% of Budget	Projected	Budget	\$ Over(Under)	% of Budget
Income												
4010 - Local Agency Subsidies	0.00	0.00	0.00	0.0%	111,000.00	148,410.00	-37,410.00	74.79%	148,410.00	148,410.00	0.00	100.0%
4110 - Admin Asmnts-Approp Pool	6,165,079.40	6,153,067.00	12,012.40	100.2%	6,165,079.40	6,153,067.00	12,012.40	100.2%	6,153,067.00	6,153,067.00	0.00	100.0%
4120 - Admin Asmnts-Non-Agri Pool	343,089.90	355,003.00	-11,913.10	96.64%	343,089.90	355,003.00	-11,913.10	96.64%	355,003.00	355,003.00	0.00	100.0%
4700 - Non Operating Revenues	0.00	0.00	0.00	0.0%	8,521.80	35,002.00	-26,480.20	24.35%	175,010.00	175,010.00	0.00	100.0%
4900 - Miscellaneous Income	0.00	0.00	0.00	0.0%	0.00	0.00	0.00	0.0%	0.00	-0.00	0.00	0.0%
Total Income	6,508,169.30	6,508,070.00	99.30	100.0%	6,627,691.10	6,681,482.00	-53,790.90	99.05%	6,831,490.00	6,831,490.00	0.00	100.0%
Gross Profit	6,508,169.30	6,508,070.00	99.30	100.0%	6,627,691.10	6,681,482.00	-53,790.90	99.05%	6,831,490.00	6,831,490.00	0.00	100.0%
Expense												
6010 - Salary Costs	55,680.05	56,286.00	-605.95	98.92%	195,169.97	195,435.00	-265.03	99.86%	464,944.00	464,944.00	0.00	100.0%
6020 - Office Building Expense	7,971.10	8,433.00	-461.90	94.52%	39,652.75	42,165.00	-2,512.25	94.04%	101,196.00	101,196.00	0.00	100.0%
6030 - Office Supplies & Equip.	1,252.22	2,541.67	-1,289.45	49.27%	8,521.14	12,708.33	-4,187.19	67.05%	30,500.00	30,500.00	0.00	100.0%
6040 - Postage & Printing Costs	7,116.71	8,168.67	-1,049.96	87.14%	29,847.98	38,900.00	-9,052.02	76.73%	78,300.00	78,300.00	0.00	100.0%
6050 - Information Services	11,830.35	8,765.66	3,063.69	134.95%	53,652.33	62,333.34	-8,681.01	86.07%	142,200.00	142,200.00	0.00	100.0%
6060 - Contract Services	3,101.25	5,000.00	-1,898.75	62.03%	9,943.75	42,500.00	-32,556.25	23.4%	75,000.00	75,000.00	0.00	100.0%
6080 - Insurance	0.00	0.00	0.00	0.0%	15,863.00	17,575.00	-1,712.00	90.26%	17,575.00	17,575.00	0.00	100.0%
6110 - Dues and Subscriptions	1,002.00	1,000.00	2.00	100.2%	21,354.63	21,500.00	-145.37	99.32%	30,000.00	30,000.00	0.00	100.0%
6140 - WM Admin Expenses	0.00	250.00	-250.00	0.0%	120.29	1,250.00	-1,129.71	9.62%	3,000.00	3,000.00	0.00	100.0%
6160 - Field Supplies	0.00	500.00	-500.00	0.0%	-15.66	900.00	-915.66	-1.74%	1,800.00	1,800.00	0.00	100.0%
6170 - Travel & Transportation	2,493.22	2,730.00	-236.78	91.33%	12,801.38	13,850.00	-1,048.62	92.43%	33,160.00	33,160.00	0.00	100.0%
6190 - Conferences & Seminars	380.42	0.00	380.42	100.0%	10,853.94	16,500.00	-5,646.06	65.78%	23,000.00	23,000.00	0.00	100.0%
6200 - Advisory Comm - WM Board	2,611.96	1,872.50	739.46	139.49%	7,492.54	9,362.50	-1,869.96	80.03%	22,470.00	22,470.00	0.00	100.0%
6300 - Watermaster Board Expenses	3,472.71	4,216.92	-744.21	82.35%	20,566.33	21,084.58	-518.25	97.54%	50,603.00	50,603.00	0.00	100.0%
8300 - Appr Pl-WM & Pool Admin	10,048.61	7,982.84	2,065.77	125.88%	29,589.10	34,159.16	-4,570.06	86.62%	90,043.00	90,043.00	0.00	100.0%
8400 - Agri Pool-WM & Pool Admin	1,785.15	2,345.59	-560.44	76.53%	10,552.32	11,727.91	-1,175.59	89.98%	28,147.00	28,147.00	0.00	100.0%
8467 - Ag Legal & Technical Services	14,527.50	9,833.33	4,694.17	147.74%	65,609.50	49,166.67	16,442.83	133.44%	118,000.00	118,000.00	0.00	100.0%
8470 - Ag Meeting Attend -Special	0.00	1,000.00	-1,000.00	0.0%	3,075.00	5,000.00	-1,925.00	61.5%	12,000.00	12,000.00	0.00	100.0%
8471 - Ag Pool Expense	0.00	0.00	0.00	0.0%	0.00	16,250.00	-16,250.00	0.0%	65,000.00	65,000.00	0.00	100.0%
8500 - Non-Ag Pl-WM & Pool Admin	10,712.46	13,472.17	-2,759.71	79.52%	55,586.70	67,360.83	-11,764.13	82.54%	161,666.00	161,666.00	0.00	100.0%
6500 - Education Funds Use Expense	375.00	375.00	0.00	100.0%	375.00	375.00	0.00	100.0%	375.00	375.00	0.00	100.0%
9400 - Depreciation Expense	0.00	0.00	0.00	0.0%	0.00	0.00	0.00	0.0%	0.00	0.00	0.00	0.0%
9500 - Allocated G&A Expenditures	-30,720.15	-40,677.42	9,957.27	75.52%	-177,448.10	-203,387.08	25,938.98	87.25%	-488,129.00	-488,129.00	0.00	100.0%
6900 - Optimum Basin Mgmt Plan	79,051.11	83,912.99	-4,861.88	94.21%	675,754.06	455,343.01	220,411.05	148.41%	1,197,734.00	1,197,734.00	0.00	100.0%
6950 - Mutual Agency Projects	0.00	0.00	0.00	0.0%	0.00	0.00	0.00	0.0%	10,000.00	10,000.00	0.00	100.0%
9501 - G&A Expenses Allocated-OBMP	7,094.68	11,888.00	-4,793.32	59.68%	45,198.97	59,440.00	-14,241.03	75.97%	142,656.00	142,656.00	0.00	100.0%
7101 - Production Monitoring	6,965.48	5,879.31	1,116.17	118.99%	40,277.43	46,230.19	-5,952.76	87.12%	104,219.00	104,219.00	0.00	100.0%
7102 - In-line Meter Installation	0.00	5,556.59	-5,556.59	0.0%	3,476.85	27,782.91	-24,306.06	12.51%	66,679.00	66,679.00	0.00	100.0%
7103 - Gdrwtr Quality Monitoring	17,313.11	16,916.34	396.77	102.35%	92,586.42	93,581.66	-995.24	98.94%	202,996.00	202,996.00	0.00	100.0%
7104 - Gdrwtr Level Monitoring	19,198.17	25,863.08	-6,664.91	74.23%	79,743.42	142,277.92	-62,534.50	56.05%	336,282.00	336,282.00	0.00	100.0%
7105 - Sur Wtr Qual Monitoring	925.48	315.00	610.48	293.8%	925.48	1,825.00	-899.52	50.71%	4,280.00	4,280.00	0.00	100.0%
7107 - Ground Level Monitoring	30,588.03	60,051.67	-29,463.64	50.94%	177,268.97	324,008.33	-146,739.36	54.71%	815,620.00	815,620.00	0.00	100.0%
7108 - Hydraulic Control Monitoring	11,916.63	41,141.67	-29,225.04	28.97%	123,982.70	205,708.33	-81,725.63	60.27%	493,700.00	493,700.00	0.00	100.0%
7109 - Recharge & Well Monitoring Prog	808.75	0.00	808.75	100.0%	6,478.75	8,440.00	-1,961.25	76.76%	8,440.00	8,440.00	0.00	100.0%

Current Month, Year-To-Date and Fiscal Year-End

	1/12th of the Total Budget For The Month of November 2010			5/12th (42%) of the Total Budget Year-To-Date as of November 30, 2010			100% of the Total Budget Fiscal Year End as of June 30, 2011		
	Actual	Budget	% of Budget	Actual	Budget	% of Budget	Projected	Budget	% of Budget
7200 · PE2- Comp Recharge Pgm	10,736.68	23,835.16	45.05%	400,970.07	484,175.83	82.82%	1,011,022.00	1,011,022.00	100.0%
7300 · PE3&5-Water Supply/Desalite	10,676.52	4,022.58	265.42%	67,750.93	67,952.92	99.7%	82,111.00	82,111.00	100.0%
7400 · PE4- Mgmt Plan	1,310.77	7,572.92	17.31%	11,195.32	38,404.53	29.15%	91,955.00	91,955.00	100.0%
7500 · PE6&7-CoopEfforts/SaltMgmt	698.75	12,848.34	5.44%	30,955.10	64,241.66	48.19%	154,180.00	154,180.00	100.0%
7600 · PE8&9-StorageMgmt/Conj Use	4,853.84	5,258.33	92.31%	15,303.56	26,466.67	57.82%	64,250.00	64,250.00	100.0%
7690 · Recharge Improvement Debt Pymt	0.00	0.00	0.0%	637,197.50	700,964.00	90.9%	700,964.00	700,964.00	100.0%
7700 · Inactive Well Protection Prgm	0.00	0.00	0.0%	0.00	706.00	0.0%	1,412.00	1,412.00	100.0%
9502 · G&A Expenses Allocated-Projects	23,625.47	28,789.42	82.06%	132,269.12	143,947.08	91.9%	345,473.00	345,473.00	100.0%
Total Expense	329,444.03	427,946.33	76.98%	2,954,488.54	3,368,212.33	87.72%	6,894,823.00	6,894,823.00	100.0%
Net Ordinary Income	6,178,725.27	6,080,123.67	101.62%	3,673,202.56	3,323,269.67	110.53%	-63,333.00	-63,333.00	100.0%
Other Income									
4225 · Interest Income	3,594,458.40	0.00	100.0%	1,792.25	0.00	100.0%	0.00	0.00	0.0%
4210 · Approp Pool-Replenishment	27,545.86	0.00	100.0%	3,594,458.40	0.00	100.0%	0.00	0.00	0.0%
4220 · Non-Ag Pool-Replenishment	0.00	0.00	0.0%	27,545.86	0.00	100.0%	0.00	0.00	0.0%
4600 · Groundwater Sales	2,244,495.90	0.00	100.0%	2,244,495.90	0.00	100.0%	0.00	0.00	0.0%
Total Other Income	5,866,500.16	0.00	100.0%	5,868,292.41	0.00	100.0%	0.00	0.00	0.0%
Other Expense									
5010 · Groundwater Replenishment	0.00	0.00	0.0%	183,731.60	0.00	100.0%	0.00	0.00	0.0%
5100 · Other Water Purchases	0.00	0.00	0.0%	0.00	0.00	0.0%	0.00	0.00	0.0%
9999 · To/(From) Reserves	12,045,225.43	6,080,123.67	198.11%	9,357,763.37	3,323,269.67	281.58%	0.00	0.00	0.0%
Total Other Expense	12,045,225.43	6,080,123.67	198.11%	9,541,484.97	3,323,269.67	287.11%	0.00	0.00	0.0%
Net Other Income	-6,178,725.27	-6,080,123.67	101.62%	-3,673,202.56	-3,323,269.67	110.53%	0.00	0.00	0.0%
Net Income	0.00	0.00	0.0%	0.00	0.00	0.0%	-63,333.00	-63,333.00	100.0%


Note: Please see the staff report (Financial Report-B5) for additional detailed information on the account categories.



CHINO BASIN WATERMASTER

II. CONSENT CALENDAR

C. INTERVENTION INTO THE AGRICULTURAL POOL





CHINO BASIN WATERMASTER

9641 San Bernardino Road, Rancho Cucamonga, Ca 91730
Tel: 909.484.3888 Fax: 909.484.3890 www.cbwm.org

KENNETH R. MANNING
Chief Executive Officer

STAFF REPORT

DATE: January 6, 2011
TO: Committee Members
SUBJECT: Intervention into Agricultural Pool

SUMMARY

Recommendation – Staff recommends approval of the Restorative Justice Center (dba the Community Garden Project of Rancho Cucamonga) into the Agricultural Pool.

BACKGROUND

According to Paragraph 60 of the Judgment:

"[Any] person newly proposing to produce water from the Chino Basin may become a party to this Judgment upon filing a petition in intervention. Said intervention must be confirmed by order of this Court. Such intervener shall thereafter be a party bound by this judgment and entitled to the rights and privileges accorded under the Physical Solution herein, through the pool to which the Court shall assign such intervener."

According to Watermaster's Rules and Regulations section 2.27:

"Watermaster will receive and make recommendations regarding petitions for intervention and accumulate them for filing with the Court from time to time. [Judgment Paragraph 60 and Order re Intervention Procedures, July 14, 1978.]"

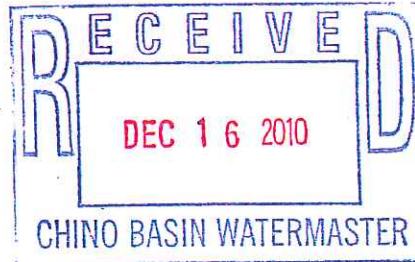
Watermaster received a petition to Intervene into the Judgment from the Restorative Justice Center (dba the Community Garden Project of Rancho Cucamonga) dated December 15, 2010. This non-profit organization is in the process of developing a 15-acre community garden in Rancho Cucamonga. The Community Garden property is located on Foothill Boulevard, just to the west of Day Creek Boulevard in the Edison easement, next to Sears Grand. The organization intends to have approximately 3-4 acres of vineyards, with the remainder of the land (minus walkways, the Edison access road, and clearance around the Edison tower) used for community garden plots. It will all be phased in by five-acre increments over the next 3-4 years. There is an old (inactive) vineyard well on the site that they intend rehabilitate and place into service. The estimated ultimate annual water production is approximately 24 acre-feet, and as such, the well will be metered.

Staff recommends approval of the intervention into the Agricultural Pool.

Actions:

01-06-11 Appropriative Pool
01-06-11 Non-Agricultural Pool
01-13-11 Agricultural Pool
01-20-11 Advisory Committee
01-27-11 Watermaster Board

Date: 12-15-10



Chino Basin Watermaster
9641 San Bernardino Rd.
Rancho Cucamonga, CA 91730
Attn: Kenneth R. Manning, CEO

Subject: Intervention into Chino Basin Watermaster

Dear Mr. Manning:

I, or the company I represent (see below), request intervention into the Chino Basin Watermaster Judgment. I/we request that the Watermaster attorneys process the Intervention paperwork through the Court.

Number of wells: 1

Location(s) of wells (including addresses, parcel numbers, and landmarks): Well is located on the eastern side of Parcel # 16033 Foothill Blvd (east of Day Creek Blvd - in Edison easement). Well is adjacent to the south west corner of the neighboring Sears Grand store

Property Owner (Well Owner) Information:

Name: The Restorative Justice Center (dba Community Garden of RC)
Address: PO Box 1410 Upland CA 91785
Phone: 909-946-6092 Email: deeformat@earthlink.net

Property Occupant (Well User) Information (if different from Owner):

Name: same
Address: _____
Phone: _____ Email: _____

Representative Handling Intervention:

Name: Dee Matreyck Title: President - Founder
Address: PO Box 1410 Upland CA 91785
Phone: 909-946-6092 Email: deeformat@earthlink.net

Sincerely, (Signature)
Signed: Dee F. Matreyck Printed: Dee F. Matreyck

THIS PAGE
HAS
INTENTIONALLY
BEEN LEFT
BLANK
FOR PAGINATION

Please Mail Your Donation to:

Community Garden Project of RC

P.O. Box 9244

Alta Loma, CA 91701



Membership Levels

- \$10 Friend of the Garden
- \$20 Individual Member
- \$40 Family Member
- \$50 Business Member
- \$100 Plot Sponsor
- \$500 + Garden Sponsor
- \$1000 + Garden Patron

Name _____

Address _____

E. Mail _____

Phone _____

The Community Gardens Project of RC is

a project of the Restorative Justice

Center a non-profit 501 c 3 organization

(tax id # 30-01140366)

Make Checks Payable to:

Community Garden Project of RC

Sponsorships

We need your help in order for us to plant the seeds to make this Garden grow.

"Help us fill Your Basket"

Anyone who makes a donation this year—by December 31, 2009—will receive special recognition as a Founding Member of the Community Garden of Rancho Cucamonga.

The following Membership Levels are available:

\$10 Friend:
Thank you note
E-mail list updates

\$20 Individual:
Thank you note
E-Mail list updates

Listing in Garden Web-site Newsletter

\$40 Family:
Thank you note
E-Mail List Updates

Listing in Garden Web-Site Newsletter
Photo or Name on display board

\$50 Business:
Thank you note
E-Mail Updates

Listing in Garden Web-Site Newsletter
Photo or Name on Display Board
Invitations (2) to VIP activities

\$100 Plot Sponsor:
Thank you note

Listing in Garden Web-Site Newsletter
Photo or Name on Display Board
Invitations (4) to VIP activities

Name on plot marker (plot numbers or names on map)

\$500 or above Garden Sponsor:

Thank you note;
Listing in Garden Web-Site Newsletter
Photo or Name on Display Board
Invitations (6-8) to VIP activities
Name on street/avenue/walkway


\$1,000 or more Garden Patron

All of the Above Plus

Branding Opportunities such as shed, benches, posts for decorative ribbons, street/avenue names, demonstration garden name, entry arbors, tools/hoses, work tables etc....

our COMMUNITY GARDEN PROJECT

of Rancho Cucamonga



Presented to you by the committee to develop a Community Garden in Rancho Cucamonga, CA

rcgarden@earthlink.net

Our Mission:

The mission of the private non-profit Community Garden Project of Rancho Cucamonga (CGPRC) is to create and sustain a community garden and vineyard, along with a Farmer's Market, which will serve to improve the quality of life throughout the local communities of western San Bernardino County. The CGPRC serves to educate, strengthen community spirit, create therapeutic environments and provide locally grown fresh fruits and vegetables for the community.

Why Do We Need A Garden???

Food for the Community!

There is a growing national awareness of the value of locally grown fruits and vegetables that can enhance the health and wellbeing of the community's citizens.

With the development of the Community Gardens and Market it is our intention to increase the access to low-cost, locally grown fresh fruits and vegetables, a portion of which will be donated to the local food banks and home-bound senior programs.

Our Vital History!

Cucamonga's first large agricultural development began in 1838. By 1917, Cucamonga's vineyard spanned over 20,000 acres. Rancho Cucamonga is also home to the first and oldest winery building in California - established 1839 and identified as California Historic Landmark No. 490. Today, only a few of the valley's original wine-growing family operations remain, with less than 800 vineyard acres. Revitalizing our local history and preserving our viticulture heritage is a vital aspect of our history and community.

Education for Our Children!

The Community Gardens Project will provide educational opportunities, not only for our children, but for everyone within the community. Teach your children how to grow their own food and give them a lifetime of health and well-being.

Value to Our Community!

Growing food together has the same value as breaking bread together. We get to know our neighbors, develop strong family bonds, share information, and feel more connected to our larger community. What are some of the other benefits to developing and growing a community garden?

- It grows leaders
- It helps to feed people and save money
- It promotes healthier communities
- It helps people learn about civic participation
- It helps save energy and keep urban air cool and clean
- It provides job training
- It reduces stress
- It gives at-risk people access to healthy food
- It preserves cultural heritage
- It provides children with places to play and learn
- It helps cities with recycling

It's Fun!!!

Board of Directors:

Dee Matreyek Chair
rcgarden@earthlink.net

Brad Buller Vice Chair
bradbuller@msn.com

Andrea Mitchell Sec/Tres
andrea.mitchel@gmail.com

Jackie Brooks Membership
RCCGmembership@yahoo.com

Heather Neault Sponsorships
h_eileen@yahoo.com

Augusto Cruzalegui Advisor

Edward J. Dietl Advisor
access7@verizon.net

Gino L. Filippi Exec. Asst

For More Information and/or to find out how to participate in the Garden, please contact:

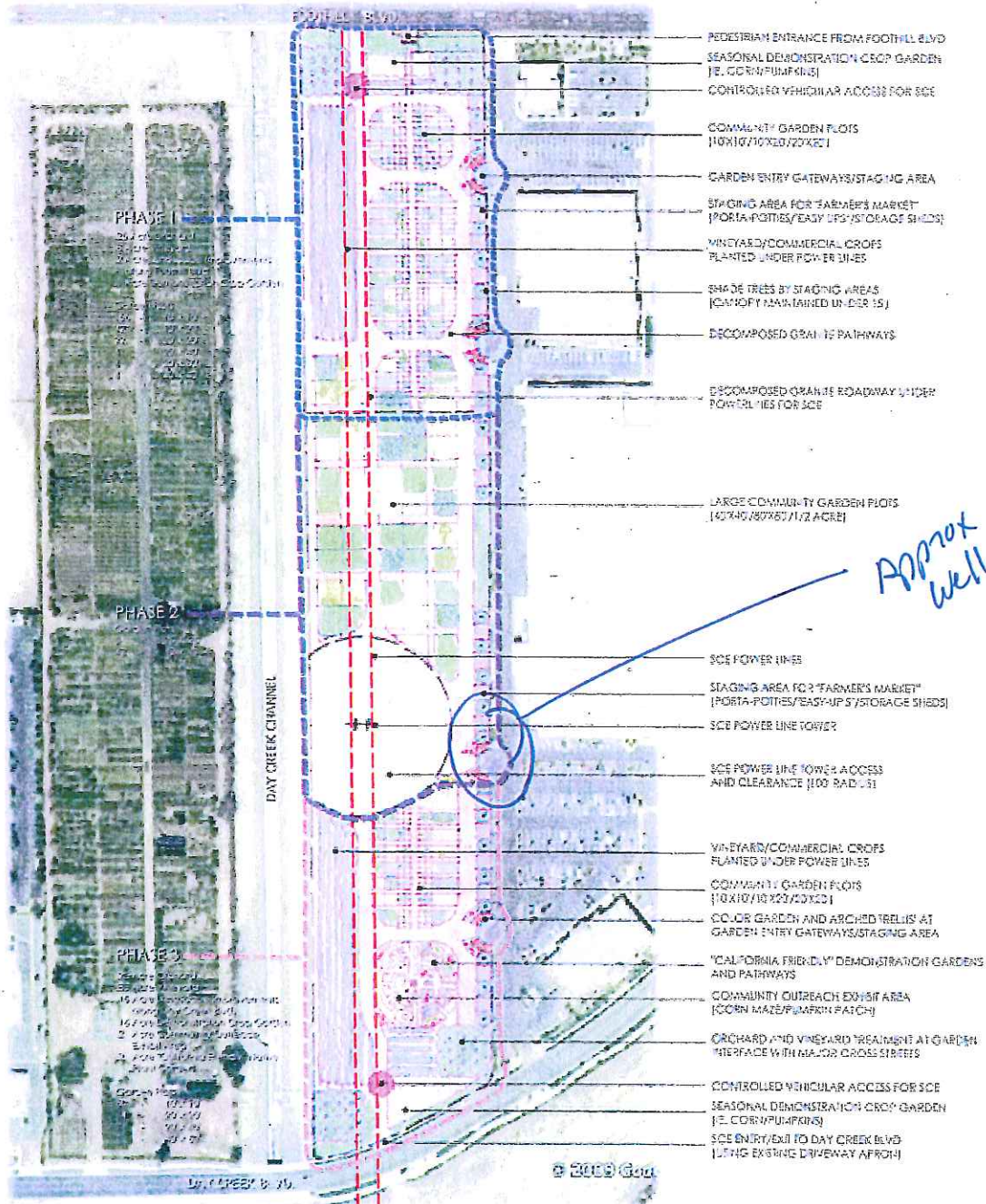
Dee Matreyek—Chair 909-946-6092

Jackie Brooks—Membership 909-800-4035

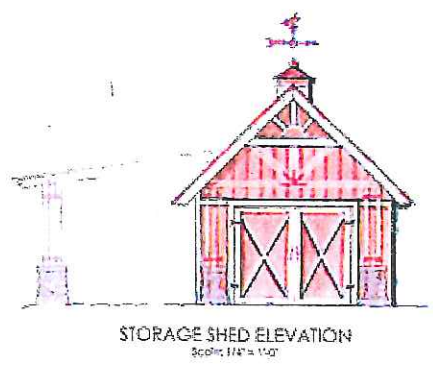
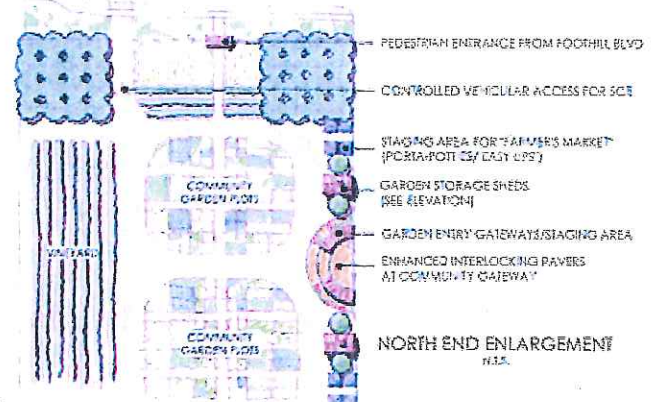
Or Visit Our Web Site at:

[http://
communitygardensofranchocucamonga.wordpress.com](http://communitygardensofranchocucamonga.wordpress.com)

Dee Matreyek
Community Garden Project of RC
P.O. Box 9244
Alta Loma, CA 91701
E-mail: rcgarden@earthlink.net



Approx well location



Rancho Cucamonga Community Garden and Vineyard Project



THIS PAGE
HAS
INTENTIONALLY
BEEN LEFT
BLANK
FOR PAGINATION



CHINO BASIN WATERMASTER

II. CONSENT CALENDAR

D. NOTICE OF INTENT



Watermaster's "Notice of Intent" to Change the Operating Safe Yield of the Chino Groundwater Basin

PLEASE TAKE NOTICE that on this 26th day of January 2011, Chino Basin Watermaster hereby files this 'NOTICE OF INTENT' to change the operating safe yield of the Chino Groundwater Basin Pursuant to the Judgment entered in Chino Basin Municipal Water District v. City of Chino, et al., San Bernardino Superior Court, Case No. RCV 51010 (formerly Case No. 164327) (Exhibit I, Paragraph 2b, Page 80).

Approved by
**CHINO BASIN WATERMASTER
ADVISORY COMMITTEE**

**CHINO BASIN WATERMASTER
BOARD OF DIRECTORS**

By: _____
Chair

By: _____
Chair

ATTEST:

By: _____
Secretary


THIS PAGE
HAS
INTENTIONALLY
BEEN LEFT
BLANK
FOR PAGINATION



CHINO BASIN WATERMASTER

II. CONSENT CALENDAR

E. CHINO BASIN WATERMASTER INVESTMENT POLICY



RESOLUTION 11-01

**RESOLUTION OF THE CHINO BASIN WATERMASTER,
SAN BERNARDINO COUNTY, CALIFORNIA, ESTABLISHING
A WATERMASTER INVESTMENT POLICY**

WHEREAS, the normal and prudent operation of the Watermaster's daily business generates cash balances, operating and fund reserves; and

WHEREAS, the cash management system is designed to accurately monitor and forecast expenditures and revenues on behalf of Watermaster, thus enabling the Watermaster to invest funds to the fullest extent possible; and

WHEREAS, the cash funds are to be placed in investments authorized for public agencies of the State of California (Judgment Paragraph 23); and

WHEREAS, Watermaster deems it to be in the best interests of the parties to the Judgment to delegate the authority to invest and reinvest the funds of Watermaster to the Watermaster Finance Manager subject to the provisions of its Investment Policy and the ongoing review and control of Watermaster and the Watermaster Advisory Committee.

WHEREAS, it is the Watermaster's policy to annually review, update, and adopt an investment policy;

NOW, THEREFORE, BE IT RESOLVED, by the Chino Basin Watermaster that:

Section 1. The authority to invest and reinvest funds of Watermaster is hereby delegated to the Watermaster Chief Executive Officer (and his/her designees) subject to the provisions of said Investment Policy and the ongoing review and control of Watermaster and the Watermaster Advisory Committee.

Section 2. This resolution shall take effect from and after its date of adoption and Resolution 09-01 is rescinded in its entirety.

APPROVED by the Advisory Committee this 20th day of January 2011.

ADOPTED by the Watermaster Board on this 27th day of January 2011.

By: _____

Chairman, Watermaster Board

APPROVED:

Chairman, Advisory Committee

ATTEST:

Board Secretary
Chino Basin Watermaster

STATE OF CALIFORNIA)
) ss
COUNTY OF SAN BERNARDINO)

I, Ken Manning, Secretary of the Chino Basin Watermaster, DO HEREBY CERTIFY that the foregoing Resolution being No. 11-01, was adopted at a regular meeting of the Chino Basin Watermaster Board by the following vote:

AYES: Unanimous

NOES: 0

ABSENT: 0

ABSTAIN: 0

CHINO BASIN WATERMASTER

Secretary

Date: _____

CHINO BASIN WATERMASTER

INVESTMENT POLICY

1.0 POLICY

WHEREAS; the Legislature of the State of California has declared that the deposit and investment of public funds by local officials and local agencies is an issue of statewide concern; and

WHEREAS; the legislative body of a local agency may invest monies not required for the immediate necessities of the local agency in accordance with the provisions of California Government Code Sections 5922 and 53601 et seq.; and

WHEREAS; the Chief Executive Officer ("CEO") of the Chino Basin Watermaster ("Watermaster") shall annually prepare and submit a statement of investment policy and such policy, and any changes thereto, shall be considered by the Board of Directors at a public meeting;

NOW THEREFORE, it shall be the policy of the Watermaster to invest funds in a manner which will provide the highest investment return with the maximum security while meeting the daily cash flow demands of the Watermaster and conforming to all statutes and judgments governing the investment of Watermaster funds.

2.0 SCOPE

This investment policy applies to all financial assets of the Watermaster. These funds are accounted for in the annual Watermaster audit.

3.0 PRUDENCE

Investments shall be made with judgment and care, under circumstances then prevailing, including, but not limited to, the general economic conditions and the anticipated needs of the Watermaster, which persons of prudence, discretion and intelligence exercise in the management of their own affairs; not for speculation, but for investment, considering the probable safety of their capital as well as the probable income to be derived. The standard of prudence to be used by investment officials shall be the "prudent investor" standard California Government Code (53600.3) and shall be applied in the context of managing an overall portfolio. Investment officers (the CEO and his/her designees) acting in accordance with written procedures and the investment policy and exercising due diligence shall be relieved of personal responsibility for an individual security's credit risk or market price changes, provided deviations from expectations are reported in a timely fashion and appropriate action is taken to control adverse developments.

4.0 OBJECTIVES

When investing, reinvesting, purchasing, acquiring, exchanging, selling and managing public funds, the primary objectives, in priority order, of the investment activities shall be:

1. Safety: Safety of principal is the foremost objective of the investment program. Investments of the Watermaster shall be undertaken in a manner that seeks to ensure the preservation of capital in the overall portfolio. To attain this objective, diversification is required in order that potential losses on individual securities do not exceed the income generated from the remainder of the portfolio.

2. Liquidity: The investment portfolio will remain sufficiently liquid to enable the Watermaster to meet all operating requirements which might be reasonably anticipated.

3. Return on Investments: The investment portfolio shall be designed with the objective of attaining a market rate of return throughout budgetary and economic cycles, taking into account the investment risk constraints and the cash flow characteristics of the portfolio.

5.0 DELEGATION OF AUTHORITY

Authority to manage the investment program is derived from the Judgment Paragraph 23, and from California Government Code 53600, et seq. Management responsibility for the investment program is hereby delegated to the Advisory Committee, who with the CEO shall establish written procedures for the operation of the investment program consistent with this investment policy. Procedures should include references to: safekeeping, repurchase agreements, wire transfer agreements, collateral/depository agreements and banking service contracts, as appropriate. Such procedures shall include explicit delegation of authority to persons responsible for investment transactions, such as the Chief Financial Officer. No person may engage in an investment transaction except as provided under the terms of this policy and pursuant to Watermaster rules and regulations 2.16, derived from the Judgment, Paragraph 23. The Board shall be responsible for all transactions undertaken and shall establish a system of controls to regulate the activities of subordinate officials. Under the provisions of California Government Code 53600.3, the CEO is a trustee and a fiduciary subject to the prudent investor standard.

6.0 ETHICS AND CONFLICTS OF INTEREST

Officers and employees involved in the investment process shall refrain from personal business activity that could conflict with the proper execution of the investment program, or which could impair their ability to make impartial investment decisions.

7.0 AUTHORIZED AND SUITABLE INVESTMENTS

The Watermaster is empowered by California Government Code 53601 et seq. to invest in the following:

1. Negotiable certificates of deposit issued by a nationally or state-chartered bank, a savings association or a federal association (as defined by Section 5102 of the Financial Code), or by a state-licensed branch of a foreign bank. Purchases of negotiable certificates of deposit may not exceed \$500,000 in any one Bank at a time.
2. Local Agency Investment Fund (LAIF) in Sacramento, CA.

Such investments shall be limited to securities that at the time of the investment have a term remaining to maturity of five years or less, or as provided above.

8.0 COLLATERALIZATION

All certificates of deposit must be collateralized. Collateral must be held by a third party trustee and valued on a monthly basis.

9.0 DIVERSIFICATION

The Watermaster will diversify its investments by security type and institution. Assets shall be diversified to eliminate the risk of loss resulting from over concentration of assets in a specific maturity, a specific issuer or a specific class of securities.

10.0 REPORTING

The Watermaster Chief Financial Officer shall prepare Monthly Investment Reports which reflect investment transactions for review by the Pool Committees and the Advisory Committee prior to presentation to the Watermaster Board at their next regularly scheduled meeting.


Following formats used in prior years, said Investment Report will reflect the following information.

- a. Funds held in each Bank at the beginning and ending of the reporting period; and
- b. Investments deposited and/or redeemed by type and by Bank (including interest rates, days invested and maturity yield rates) during the reporting period; and
- c. Investments outstanding at the close of the reporting period (including interest rates, days invested and maturity date); and
- d. Elements effecting the change in Watermaster's cash position; and

- e. A statement signed by the Chief Financial Officer as to the ability of the cash on hand to meet foreseen expenditures during the next six months.

11.0 INVESTMENT POLICY ADOPTION


The Investment Policy shall be adopted by resolution of the Watermaster on an annual basis. The Policy Statement will be reviewed by each Pool Committee. Should any Pool Committee recommend revisions to the Policy Statement, it shall be amended prior to presentation to the Advisory Committee for their review and comment. If necessary the Policy Statement will be further amended to reflect the comments of the Advisory Committee. The final Policy Statement will then be presented to the Watermaster Board for adoption at the next regularly scheduled meeting.



CHINO BASIN WATERMASTER

II. CONSENT CALENDAR

F. LOCAL AGENCY INVESTMENT FUND (LAIF)



RESOLUTION 11-02 OF CHINO BASIN WATERMASTER

9641 San Bernardino Road, Rancho Cucamonga, Ca 91730 PHONE: 909-484-3888

**AUTHORIZING INVESTMENT OF MONIES
IN THE LOCAL AGENCY INVESTMENT FUND**

WHEREAS, Pursuant to Chapter 730 of the statutes of 1976 Section 16429.1 was added to the California Government Code to create a Local Agency Investment Fund in the State Treasury for the deposit of money of a local agency for purposes of investment by the State Treasurer; and

WHEREAS, the Chino Basin Watermaster was appointed on January 27, 1978, under San Bernardino Superior Court Case No. WCV51010 (formerly Case No. SCV164327) entitled Chino Basin Municipal Water District V. City of Chino, et al., with powers to authorize the investment or deposit of surplus funds pursuant to the California Government Code, Section 53600; and

WHEREAS, upon filing of an appropriate resolution, local agencies are permitted to remit money to the State Treasurer for deposit in the fund for the purpose of investment; and pursuant to Section 16429.3 of said Government Code, such monies are not subject to impoundment of seizure by any state official or state agency.

NOW THEREFORE, BE IT RESOLVED, that the Board of Directors does hereby authorize the deposit and withdrawal of Chino Basin Watermaster monies in the Local Agency Investment Fund in the State Treasury in accordance with the provisions of Section 16429.1 of the Government Code for the purpose of investment as stated therein, and verification by the State Treasurer's Office of all banking information provided in that record.

BE IT FURTHER RESOLVED, that the following Chino Basin Watermaster officers and designated employees or their successors in office/position shall be authorized to order the deposit or withdrawal of monies in the Local Agency Investment Fund.

<u>Ken Willis</u> (NAME)	<u>Chairman of the Board</u> (TITLE)	_____ (SIGNATURE)
_____ (NAME)	<u>Vice-Chair</u> (TITLE)	_____ (SIGNATURE)
_____ (NAME)	<u>Board Secretary/Treasurer</u> (TITLE)	_____ (SIGNATURE)
<u>Kenneth R. Manning</u> (NAME)	<u>Chief Executive Officer/Secretary</u> (TITLE)	_____ (SIGNATURE)
<u>Joe Joswiak</u> (NAME)	<u>Chief Financial Officer</u> (TITLE)	_____ (SIGNATURE)

APPROVED by the Advisory Committee this 20th day of January 2011.
ADOPTED by the Watermaster Board on this 27th day of January 2011.

By: _____
Chairman, Watermaster Board

APPROVED:

Chairman, Advisory Committee

ATTEST:

Board Secretary
Chino Basin Watermaster

STATE OF CALIFORNIA)
) ss
COUNTY OF SAN BERNARDINO)


I, Ken Manning, Secretary of the Chino Basin Watermaster, DO HEREBY CERTIFY that the foregoing Resolution being No. 11-02, was adopted at a regular meeting of the Chino Basin Watermaster Board by the following vote:

AYES: 0
NOES: 0
ABSENT: 0
ABSTAIN: 0

CHINO BASIN WATERMASTER

Secretary


Date: _____



CHINO BASIN WATERMASTER

II. CONSENT CALENDAR

G. APPROPRIATIVE POOL VOLUME VOTE





CHINO BASIN WATERMASTER

9641 San Bernardino Road, Rancho Cucamonga, Ca 91730
Tel: 909.484.3888 Fax: 909.484.3890 www.cbwm.org

KENNETH R. MANNING
Chief Executive Officer

STAFF REPORT

DATE: January 6, 2011
TO: Appropriative Pool Committee Members
SUBJECT: Calendar Year 2011 Appropriative Pool Volume Vote

SUMMARY

Recommendation – Staff recommends approval of the Calendar Year 2011 Volume Vote as presented.

BACKGROUND

Following the approval of each Assessment Package, volume vote calculations for the upcoming calendar year are performed and Parties are allocated a voting percentage. The 2010-2011 Assessment Package was approved by the Board on October 28, 2010.

The Appropriative Pool Volume Vote allocation is attached. The total voting power on the Pool Committee is 1,000 votes. Of these, 500 votes are allocated based on each Party's percentage of Operating Safe Yield. The remaining 500 votes are allocated proportionally based on production during the preceding year.

Actions:
January 6, 2011 Appropriative Pool –

THIS PAGE
HAS
INTENTIONALLY
BEEN LEFT
BLANK
FOR PAGINATION




Chino Basin Watermaster 2010-2011 Appropriative Pool Volume Vote

Assessment Year 2010-2011 (Production Year 2009-2010)

	Assessable Production			Share of Operating Yield		TOTAL VOLUME VOTE	
	Acre Ft	Percentage	Votes	Acre Ft	Votes	Non-Minor	Minor
Arrowhead Mtn Spring Water Co	373.665	0.47%	2.37	0.000	0.00		2.37
Chino Hills, City Of	973.554	1.24%	6.18	2,111.422	19.25	25.44	
Chino, City Of	-424.265	-0.54%	-2.69	4,033.857	36.78	34.09	
Cucamonga Valley Water District	8,002.960	10.16%	50.82	3,619.454	33.00	83.83	
Fontana Union Water Company	0.000	0.00%	0.00	6,391.736	58.28	58.28	
Fontana Water Company	13,557.470	17.22%	86.10	1.000	0.01	86.11	
Fontana, City Of	0.000	0.00%	0.00	0.000	0.00	0.00	
Golden State Water Company	359.382	0.46%	2.28	411.476	3.75		6.03
Inland Empire Utilities Agency	0.000	0.00%	0.00	0.000	0.00		0.00
Jurupa Community Services District	13,728.325	17.44%	87.18	2,061.118	18.79	105.98	
Marygold Mutual Water Company	346.141	0.44%	2.20	655.317	5.98		8.17
Metropolitan Water District	0.000	0.00%	0.00	0.000	0.00	0.00	
Monte Vista Irrigation Company	0.000	0.00%	0.00	676.759	6.17		6.17
Monte Vista Water District	11,653.266	14.80%	74.00	4,823.954	43.99	117.99	
Niagara Water Company	1,298.352	1.65%	8.25	0.000	0.00		8.25
Nicholson Trust	0.000	0.00%	0.00	4.000	0.04		0.04
Norco, City Of	0.000	0.00%	0.00	201.545	1.84		1.84
Ontario, City Of	17,478.191	22.20%	111.00	11,373.816	103.71	214.71	
Pomona, City Of	9,361.359	11.89%	59.45	11,215.852	102.27	161.72	
San Antonio Water Company	966.222	1.23%	6.14	1,506.888	13.74		19.88
San Bernardino County Shtg Prk	16.494	0.02%	0.10	0.000	0.00		0.10
Santa Ana River Water Company	0.000	0.00%	0.00	1,301.374	11.87		11.87
Upland, City Of	1,042.124	1.32%	6.62	2,852.401	26.01	32.63	
West End Consolidated Water Company	0.000	0.00%	0.00	947.714	8.64		8.64
West Valley Water District	0.000	0.00%	0.00	644.317	5.88		5.88
TOTAL	78,733.240	100.00%	500.00	54,834.000	500.00	920.76	79.24
						1,000.00	


THIS PAGE
HAS
INTENTIONALLY
BEEN LEFT
BLANK
FOR PAGINATION



CHINO BASIN WATERMASTER

IV. INFORMATION

1. Cash Disbursements for December 2010



CHINO BASIN WATERMASTER
Cash Disbursements For The Month of
December 1, 2010 - December 23, 2010

For Informational Purposes Only

Type	Date	Num	Name	Memo	Account	Paid Amount
Bill Pmt -Check	12/01/2010	14702	APPLIED COMPUTER TECHNOLOGIES	1985	1012 - Bank of America Gen'l Ckg	3,803.50
Bill	11/30/2010	1985		Database Services - November 2010	6052.2 - Applied Computer Technol	3,803.50
TOTAL						
Bill Pmt -Check	12/01/2010	14703	ARROWHEAD MOUNTAIN SPRING WATER	0023230253	1012 - Bank of America Gen'l Ckg	26.47
Bill	11/30/2010	0023230253		Office Water - November 2010	6031.7 - Other Office Supplies	26.47
TOTAL						
Bill Pmt -Check	12/01/2010	14704	CUCAMONGA VALLEY IAAP	Cucamonga Valley IAAP Chapter Meeting	1012 - Bank of America Gen'l Ckg	50.00
Bill	11/30/2010			Fee for J. Wilson and S. Molino-12/08	6192 - Training & Seminars	50.00
TOTAL						
Bill Pmt -Check	12/01/2010	14705	DIRECTV	019447404	1012 - Bank of America Gen'l Ckg	83.99
Bill	11/30/2010	019447404		11/19/10-12/18/10	6031.7 - Other Office Supplies	83.99
TOTAL						
Bill Pmt -Check	12/01/2010	14706	JAMES JOHNSTON	214	1012 - Bank of America Gen'l Ckg	855.00
Bill	11/30/2010	214		Website Services - November 2010	6052.3 - Website Consulting	855.00
TOTAL						
Bill Pmt -Check	12/01/2010	14707	MIJAC ALARM	292587	1012 - Bank of America Gen'l Ckg	417.00
Bill	12/01/2010	292587		Annual Permit Fees and security monitoring	6026 - Security services	417.00
TOTAL						
Bill Pmt -Check	12/01/2010	14708	OFFICE DEPOT	542117906001	1012 - Bank of America Gen'l Ckg	99.81
Bill	11/23/2010	542117906001		copy paper	6031.1 - Copy Paper	99.81
TOTAL						
Bill Pmt -Check	12/01/2010	14709	PARK PLACE COMPUTER SOLUTIONS, INC.	445	1012 - Bank of America Gen'l Ckg	3,525.00
Bill	11/30/2010	445		IT Services - November 2010	6052.1 - Park Place Comp Solutn	3,525.00
TOTAL						
Bill Pmt -Check	12/01/2010	14710	PRINTING RESOURCES	55743	1012 - Bank of America Gen'l Ckg	207.70
Bill	11/22/2010	55743		business cards for Frank Yoo - qty 500	6031.7 - Other Office Supplies	207.70
TOTAL						
Bill Pmt -Check	12/01/2010	14711	PURCHASE POWER	8000909000168851	1012 - Bank of America Gen'l Ckg	224.54
Bill	11/30/2010	8000909000168851		order ink cartridges for meter	6031.7 - Other Office Supplies	224.54
Bill				FedEx shipments for: 10/21/10 - check to BHFS; 10 6042 - Postage - General	10 6042 - Postage - General	97.78
TOTAL						322.32

CHINO BASIN WATERMASTER
 Cash Disbursements For The Month of
 December 1, 2010 - December 23, 2010

For Informational Purposes Only

Type	Date	Num	Name	Memo	Account	Paid Amount
Bill Pmt -Check	12/01/2010	14712	VERIZON BUSINESS		1012 · Bank of America Gen'l Ckg	
Bill	11/30/2010	62398019		Oct-Nov Internet services - 62398019	6053 · Internet Expense	2,511.50
Bill	12/01/2010	62398019		Dec Internet services - 62398019	6053 · Internet Expense	1,255.75
TOTAL						<u>3,767.25</u>
Bill Pmt -Check	12/01/2010	14713	W.C. DISCOUNT MOBILE AUTO DETAILING		1012 · Bank of America Gen'l Ckg	
Bill	11/30/2010			Truck washing service	6177 · Vehicle Repairs & Maintenance	100.00
				truck washing 4 trucks		100.00
TOTAL						<u>200.00</u>
Bill Pmt -Check	12/02/2010	14714	HOGAN LOVELLS		1012 · Bank of America Gen'l Ckg	
Bill	11/10/2010	1937753		1937753	8567 · Non-Ag Legal Service	8,553.37
				Non-Ag Legal Services		8,553.37
TOTAL						<u>8,553.37</u>
Bill Pmt -Check	12/08/2010	14715	HSBC BUSINESS SOLUTIONS		1012 · Bank of America Gen'l Ckg	
Bill	11/30/2010	7003730910002744		7003730910002744	6031.7 · Other Office Supplies	314.28
				misc. office supplies, meeting supplies		314.28
TOTAL						<u>314.28</u>
Bill Pmt -Check	12/08/2010	14716	JOHN J. SCHATZ		1012 · Bank of America Gen'l Ckg	
Bill	11/30/2010			Approp. Pool Legal Services - November 2010	8367 · Legal Service	4,305.43
Bill	11/30/2010			Approp. Pool Legal Services - October 2010	8367 · Legal Service	3,985.17
TOTAL						<u>8,290.60</u>
Bill Pmt -Check	12/08/2010	14717	LOS ANGELES TIMES		1012 · Bank of America Gen'l Ckg	
Bill	12/07/2010	010006926943		9821161016	8112 · Subscriptions/Publications	311.50
				Newspaper subscription: 12/07/10-12/05/11		311.50
TOTAL						<u>311.50</u>
Bill Pmt -Check	12/08/2010	14718	PAYCHEX		1012 · Bank of America Gen'l Ckg	
Bill	11/30/2010	2010112500		2010112500	6012 · Payroll Services	352.84
				Payroll Processing - November 2010		352.84
TOTAL						<u>352.84</u>
Bill Pmt -Check	12/08/2010	14719	SAFEGUARD DENTAL & VISION		1012 · Bank of America Gen'l Ckg	
Bill	12/07/2010	3448033		3448033	60182.2 · Dental & Vision Ins	7.91
				Employee Dental Premium - December 2010		7.91
TOTAL						<u>7.91</u>
Bill Pmt -Check	12/08/2010	14720	THEIRL, JIM		1012 · Bank of America Gen'l Ckg	
				VOID		
TOTAL						<u>0.00</u>
Bill Pmt -Check	12/08/2010	14721	UNION 76		1012 · Bank of America Gen'l Ckg	
Bill	11/30/2010	300732989		300-732-989	6175 · Vehicle Fuel	148.22
				November 2010		148.22
TOTAL						<u>148.22</u>

CHINO BASIN WATERMASTER
Cash Disbursements For The Month of
December 1, 2010 - December 23, 2010

For Informational Purposes Only

Type	Date	Num	Name	Memo	Account	Paid Amount
Bill Pmt -Check	12/08/2010	14722	VERIZON		1012 - Bank of America Gen'l Ckg	
Bill	11/19/2010	012561121521714508		012561121521714508	7405 - PE4-Other Expense	150.74
Bill	12/02/2010	012519116950792103		012519116950792103	6022 - Telephone	412.86
TOTAL						563.60
Bill Pmt -Check	12/08/2010	14723	CITISTREET	Payroll and Taxes for 11/14/10-11/27/10	1012 - Bank of America Gen'l Ckg	
General Journal	11/27/2010	11/27/10	CITISTREET	Employee 457 Deductions	2000 - Accounts Payable	1,955.33
TOTAL						1,955.33
Bill Pmt -Check	12/08/2010	14724	PUBLIC EMPLOYEES' RETIREMENT SYSTEM	Payor #3493	1012 - Bank of America Gen'l Ckg	
General Journal	11/27/2010	11/27/10	PUBLIC EMPLOYEES' RETIREMENT SYSTEM	CalPERS retirement for 11/14/10-11/27/10	2000 - Accounts Payable	6,575.29
TOTAL						6,575.29
Bill Pmt -Check	12/08/2010	14725	REID & HELLNER	172856	1012 - Bank of America Gen'l Ckg	
Bill	11/30/2010	172856		172856 - Ag Pool Legal Services	8467 - Ag Legal & Technical Services	13,070.00
				172856 - Ag Pool Legal Services	8467.1 - Frank B. & Associates	1,457.50
TOTAL						14,527.50
Bill Pmt -Check	12/08/2010	14726	YUKON DISPOSAL SERVICE	08-K2 213849	1012 - Bank of America Gen'l Ckg	
Bill	12/07/2010	08-K2 213849		Service for Dec 2010	6024 - Building Repair & Maintenance	142.88
TOTAL						142.88
Bill Pmt -Check	12/08/2010	14727	THEIRL, JIM	Reimburse for well sampling project exp.	1012 - Bank of America Gen'l Ckg	
Bill	12/02/2010			Reimburse for well sampling project exp.	7103.6 - Gtdwtr Qual-Supplies	437.34
TOTAL						437.34
Bill Pmt -Check	12/08/2010	14728	CAMACHO, MICHAEL	11/18/2010 Advisory Committee Meeting	1012 - Bank of America Gen'l Ckg	
Bill	11/18/2010	11/18 Advisory Comm		11/18/2010 Advisory Committee Meeting	6311 - Board Member Compensation	125.00
TOTAL						125.00
Bill Pmt -Check	12/08/2010	14729	GREAT AMERICA LEASING CORP.	103339902	1012 - Bank of America Gen'l Ckg	
Bill	12/08/2010	103339902		invoice minus 4 months of insurance @ 42.90	6043.1 - Ricoh Lease Fee	2,814.41
				Maintenance Fee	6043.2 - Ricoh Usage & Maintenance Fee	313.70
				Usage for Black Copies	6043.2 - Ricoh Usage & Maintenance Fee	345.47
				Usage for Color Copies	6043.2 - Ricoh Usage & Maintenance Fee	643.31
TOTAL						4,116.89
Bill Pmt -Check	12/08/2010	14730	KUHN, BOB	11/18/2010 Board Meeting	1012 - Bank of America Gen'l Ckg	
Bill	11/18/2010	11/18 Board Meeting		11/18/2010 Board Meeting	6311 - Board Member Compensation	125.00
TOTAL						125.00

Type	Date	Num	Name	Memo	Account	Paid Amount
Bill Pmt -Check	12/08/2010	14731	MWH LABORATORIES		1012 - Bank of America Gen'l Ckg	
Bill	11/30/2010	L0043958		L0043958 - Hydraulic Control-Lab Svcs	7108.4 - Hydraulic Control-Lab Svcs	410.00
Bill	11/30/2010	L0043959		L0043959 - Hydraulic Control-Lab Svcs	7108.4 - Hydraulic Control-Lab Svcs	2,065.00
Bill	11/30/2010	L0043466		L0043466 - Hydraulic Control-Lab Svcs	7108.4 - Hydraulic Control-Lab Svcs	1,532.00
Bill	11/30/2010	L0043954		L0043954 - Hydraulic Control-Lab Svcs	7108.4 - Hydraulic Control-Lab Svcs	2,065.00
TOTAL						6,072.00
Bill Pmt -Check	12/08/2010	14732	PIERSON, JEFFREY		1012 - Bank of America Gen'l Ckg	
Bill	11/18/2010	11/18 Board Meeting		11/18/2010 Board Meeting	6311 - Board Member Compensation	125.00
TOTAL						125.00
Bill Pmt -Check	12/08/2010	14733	QUILL		1012 - Bank of America Gen'l Ckg	
Bill	12/01/2010	9638765		9638765 copy paper	6031.1 - Copy Paper	175.74
TOTAL						175.74
Bill Pmt -Check	12/08/2010	14734	SAGE, KEVIN		1012 - Bank of America Gen'l Ckg	
Bill	11/18/2010	11/18 Board Meeting		11/18/2010 Board Meeting	6311 - Board Member Compensation	125.00
TOTAL						125.00
Bill Pmt -Check	12/08/2010	14735	VANDEN HEUVEL, GEOFFREY		1012 - Bank of America Gen'l Ckg	
Bill	11/04/2010	11/04 Ag Pool Mtg		11/04/2010 Ag Pool Closed Session	6311 - Board Member Compensation	125.00
Bill	11/12/2010	11/12 CDA Call		11/12/2010 CDA Conference Call	6311 - Board Member Compensation	125.00
Bill	11/18/2010	11/18 Board Meeting		11/18/2010 Board Meeting	6311 - Board Member Compensation	125.00
TOTAL						375.00
Bill Pmt -Check	12/08/2010	14736	WILDERMUTH ENVIRONMENTAL INC		1012 - Bank of America Gen'l Ckg	
Bill	11/30/2010	2010725		2010725 - OBMP Engineering Services	6906 - OBMP Engineering Services	3,512.00
Bill	11/30/2010	2010726		2010726 - OBMP Engineering Services	6906 - OBMP Engineering Services	300.00
Bill	11/30/2010	2010727		2010727 - OBMP Engineering Services	6906 - OBMP Engineering Services	1,415.00
Bill	11/30/2010	2010728		2010728 - OBMP Engineering Services	6906 - OBMP Engineering Services	3,086.25
Bill	11/30/2010	2010729		2010729 - OBMP Engineering Services	6906 - OBMP Engineering Services	22,212.50
Bill	11/30/2010	2010730		2010730 - Grdwtr Qual-Engineering	7103.3 - Grdwtr Qual-Engineering	2,068.75
Bill	11/30/2010	2010731		2010731 - Grdwtr Qual-Engineering	7103.3 - Grdwtr Qual-Engineering	125.00
Bill	11/30/2010	2010732		2010732 - Grdwtr Qual-Engineering	7103.3 - Grdwtr Qual-Engineering	187.50
Bill	11/30/2010	2010733		2010733 - Grdwtr Qual-Engineering	7103.3 - Grdwtr Qual-Engineering	1,566.25
Bill	11/30/2010	2010734		2010734 - Grdwtr Level-Engineering	7104.3 - Grdwtr Level-Engineering	300.00
Bill	11/30/2010	2010735		2010735 - Grdwtr Level-Engineering	7104.3 - Grdwtr Level-Engineering	3,271.20
Bill	11/30/2010	2010736		2010736 - Grdwtr Level-Engineering	7104.3 - Grdwtr Level-Engineering	2,275.00
Bill	11/30/2010	2010737		2010737 - Grdwtr Level-Engineering	7104.3 - Grdwtr Level-Engineering	2,812.50
Bill	11/30/2010	2010738		2010738 - Grdwtr Level-Capital Equip	7104.9 - Grdwtr Level-Capital Equip	2,296.00

Type	Date	Num	Name	Memo	Account	Paid Amount
Bill	11/30/2010	2010739		2010739 - Grd Level-Engineering	7107.2 - Grd Level-Engineering	6,656.49
Bill	11/30/2010	2010740		2010740 - Grd Level-Cap Equip Exte	7107.8 - Grd Level-Cap Equip Exte	1,054.80
Bill	11/30/2010	2010741		2010741 - Grd Level-Cap Equip Exte	7107.8 - Grd Level-Cap Equip Exte	64.60
Bill	11/30/2010	2010742		2010742 - Grd Level-Engineering	7107.2 - Grd Level-Engineering	15,864.30
Bill	11/30/2010	2010743		2010743 - Grd Level-Contract Svcs	7107.6 - Grd Level-Contract Svcs	5,571.06
Bill	11/30/2010	2010744		2010744 - Grd Level-Engineering	7107.2 - Grd Level-Engineering	450.00
Bill	11/30/2010	2010745		2010745 - Hydraulic Control-Engineering	7108.3 - Hydraulic Control-Engineering	450.00
Bill	11/30/2010	2010746		2010746 - Hydraulic Control-Engineering	7108.3 - Hydraulic Control-Engineering	1,671.90
Bill	11/30/2010	2010747		2010747 - Hydraulic Control-Engineering	7108.3 - Hydraulic Control-Engineering	656.25
Bill	11/30/2010	2010748		2010748 - Hydraulic Control-Engineering	7108.3 - Hydraulic Control-Engineering	181.25
Bill	11/30/2010	2010749		2010749 - Hydraulic Control-Engineering	7108.3 - Hydraulic Control-Engineering	225.00
Bill	11/30/2010	2010750		2010750 - Hydraulic Control-Engineering	7108.3 - Hydraulic Control-Engineering	588.10
Bill	11/30/2010	2010751		2010751 - Hydraulic Control-Engineering	7108.3 - Hydraulic Control-Engineering	218.75
Bill	11/30/2010	2010752		2010752 - Hydraulic Control-Engineering	7108.3 - Hydraulic Control-Engineering	1,837.50
Bill	11/30/2010	2010753		2010753 - Hydraulic Control-Engineering	7108.3 - Hydraulic Control-Engineering	15.88
Bill	11/30/2010	2010754		2010754 - Recharge & Well - Engineering	7109.3 - Recharge & Well - Engineering	808.75
Bill	11/30/2010	2010755		2010755 - PE4-Engineering	7402 - PE4-Engineering	450.00
Bill	11/30/2010	2010757		2010757 - PE6&7-Engineering	7502 - PE6&7-Engineering	645.00
Bill	11/30/2010	2010758		2010758 - PE6&7-Engineering	7502 - PE6&7-Engineering	53.75
Bill	11/30/2010	2010755		2010755 - PE3&5-Engineering	7303 - PE3&5-Engineering	8,215.00
TOTAL						91,196.33
Bill Pmt -Check	12/08/2010	14737	WILLIS, KENNETH	VOID	1012 - Bank of America Gen'l Ckg	
Bill Pmt -Check	12/08/2010	14738	YOUNG, ROBERT	11/18/2010 Board Meeting	1012 - Bank of America Gen'l Ckg	125.00
Bill	11/18/2010	11/18 Board Meeting		11/18/2010 Board Meeting	6311 - Board Member Compensation	125.00
TOTAL						250.00
Bill Pmt -Check	12/09/2010	14739	HAUGHEY, TOM	11/18/10 Board Meeting	1012 - Bank of America Gen'l Ckg	125.00
Bill	11/18/2010	11/18 Board Meeting		11/18/10 Board Meeting	6311 - Board Member Compensation	125.00
TOTAL						250.00
General Journal	12/11/2010	12/11/2010		Payroll and Taxes 11/28/10-12/11/10	1012 - Bank of America Gen'l Ckg	10,215.23
Bill	12/11/2010	11/28/10-12/11/10		Payroll Taxes 11/28/10-12/11/10	1012 - Bank of America Gen'l Ckg	31,391.97
Bill	12/11/2010	11/28/10-12/11/10		Direct Deposits 11/28/10-12/11/10	1012 - Bank of America Gen'l Ckg	41,607.20
TOTAL						83,214.40
Bill Pmt -Check	12/13/2010	14740	GRAINGER		1012 - Bank of America Gen'l Ckg	49.85
Bill	11/16/2010	9397062655		9397062655 - Grdwtr Qual-Supplies	7103.6 - Grdwtr Qual-Supplies	84.83
Bill	11/24/2010	9403607998		9403607998 - Grdwtr Qual-Supplies	7103.6 - Grdwtr Qual-Supplies	134.68
TOTAL						169.36

CHINO BASIN WATERMASTER
Cash Disbursements For The Month of
December 1, 2010 - December 23, 2010

Type	Date	Num	Name	Memo	Account	Paid Amount
Bill Pmt -Check	12/13/2010	14741	PETTY CASH	2317-2332	1012 - Bank of America Gen'l Ckg	206.17
Bill	12/13/2010			supplies for auxiliary room - bowls, trays	6031.7 - Other Office Supplies	33.00
				mileage reimbursement - s. molino	6173 - Mileage Reimbursements	27.00
				gas for field trucks	6175 - Vehicle Fuel	40.00
				travel reimbursement for K. Manning	6191 - Conferences - General	17.75
				supplies for 10/21 11/18 Advisory Comm. mtgs	6212 - Meeting Expense	32.68
				hose for water quality sampling	7103.6 - Grdwtr Qual-Supplies	41.56
				supplies for GRCC mtgs 10/26 and 12/08	7205 - Comp Recharge-Other Expense	9.38
				supplies for 11/18 DYY mtg	7604 - PE&S-Supplies	8.38
				supplies for 10/21 Special Approp. Pool Mtg	8312 - Meeting Expenses	415.92
TOTAL						
Bill Pmt -Check	12/13/2010	14742	RAUCH COMMUNICATION CONSULTANTS, LLC Dec-121001		1012 - Bank of America Gen'l Ckg	2,786.25
Bill	12/08/2010	Dec-121001		progress billing - annual report	6061.3 - Rauch	2,786.25
TOTAL						
Bill Pmt -Check	12/13/2010	14743	STATE OF CALIFORNIA BOARD OF EQUALIZATI 094-014940		1012 - Bank of America Gen'l Ckg	549.70
Bill	12/13/2010	094-014940		annual water rights fee for application A028473	7205 - Comp Recharge-Other Expense	549.70
TOTAL						
Bill Pmt -Check	12/13/2010	14744	WESTERN DENTAL SERVICES, INC.	002483	1012 - Bank of America Gen'l Ckg	28.06
Bill	12/13/2010	002483		Dental premium - January 2011	60182.2 - Dental & Vision Ins	28.06
TOTAL						
Bill Pmt -Check	12/13/2010	14745	STATE OF CALIFORNIA BOARD OF EQUALIZATI 094-014458		1012 - Bank of America Gen'l Ckg	2,154.70
Bill	12/13/2010	094-014458		annual water rights fee for application A031369	7205 - Comp Recharge-Other Expense	2,154.70
TOTAL						
Bill Pmt -Check	12/13/2010	14746	STATE OF CALIFORNIA BOARD OF EQUALIZATI 094-014939		1012 - Bank of America Gen'l Ckg	909.70
Bill	12/13/2010	094-014939		annual water rights fee for application A028996	7205 - Comp Recharge-Other Expense	909.70
TOTAL						
Bill Pmt -Check	12/13/2010	14747	BANK OF AMERICA	XXXX-XXXX-XXXX-9341	1012 - Bank of America Gen'l Ckg	430.42
Bill	11/30/2010	XXXXXXXXXXXXXXXX9341		travel expense - K. Manning	6191 - Conferences - General	243.87
				lunch for 11/18 mtg	6212 - Meeting Expense	243.88
				lunch for 11/18 mtg	6312 - Meeting Expenses	40.00
				notary expense-SBCFCD-San Sevaine Channel	7205 - Comp Recharge-Other Expense	380.00
				traffic sign for w/q sampling in Ontario	7103.6 - Grdwtr Qual-Supplies	1,338.17
TOTAL						

Type	Date	Num	Name	Memo	Account	Paid Amount
Bill Pmt -Check	12/13/2010	14748	CORELOGIC INFORMATION SOLUTIONS	13011662	1012 - Bank of America Gen'l Ckg	
Bill	11/30/2010	13011662		13011662 - Grdwtr Qual-Computer Svc	7103.7 - Grdwtr Qual-Computer Svc	62.50
				13011662 - Grdwtr Qual-Computer Svc	7101.4 - Prod Monitor-Computer	62.50
TOTAL						125.00
Bill Pmt -Check	12/13/2010	14749	MWH LABORATORIES		1012 - Bank of America Gen'l Ckg	
Bill	11/03/2010	L0043016		L0043016 - Grdwtr Qual-Lab Svcs	7103.5 - Grdwtr Qual-Lab Svcs	1,554.00
Bill	11/24/2010	L0043540		L0043540 - Grdwtr Qual-Lab Svcs	7103.5 - Grdwtr Qual-Lab Svcs	1,066.00
Bill	11/24/2010	L0043462		L0043462 - Grdwtr Qual-Lab Svcs	7103.5 - Grdwtr Qual-Lab Svcs	1,066.00
Bill	11/24/2010	L0043538		L0043538 - Grdwtr Qual-Lab Svcs	7103.5 - Grdwtr Qual-Lab Svcs	1,456.00
TOTAL						5,142.00
Bill Pmt -Check	12/13/2010	14760	VERIZON WIRELESS	0929763569	1012 - Bank of America Gen'l Ckg	
Bill	11/30/2010	0929763569		monthly service	6022 - Telephone	598.38
TOTAL						598.38
Check	12/15/2010	14751	RELIANT ENERGY, ETIWANDA*	Assessment Refund - Negative Production	1012 - Bank of America Gen'l Ckg	
Credit Memo	11/15/2010	NAG10-07		Non-Agricultural Pool Admin. Assessment	4123 - Non-Agricultural Pool	128.97
				OBMP Administrative Assessment	4124 - OBMP Adm Assessment	732.15
				Non-Agricultural Pool Allocation	4123.3 - Non-Ag Pool-Special Assessment	668.95
TOTAL						1,530.07
Check	12/15/2010	14752	MONTE VISTA IRRIGATION COMPANY	Assessment Refund - Negative Production	1012 - Bank of America Gen'l Ckg	
Credit Memo	11/15/2010	AP10-10CR		15% Gross Replenishment Assessments	4211 - 15% Gross Assessments	83,073.38
TOTAL						83,073.38
Bill Pmt -Check	12/15/2010	14753	CUCAMONGA VALLEY WATER DISTRICT	Lease Due Jan 1, 2011	1012 - Bank of America Gen'l Ckg	
Bill	12/14/2010			Building Rent - January 1, 2011	1422 - Prepaid Rent	5,844.00
TOTAL						5,844.00
Bill Pmt -Check	12/15/2010	14754	PREMIERE GLOBAL SERVICES	05106183	1012 - Bank of America Gen'l Ckg	
Bill	11/30/2010	05106183		monthly fee	6022 - Telephone	14.95
				CDA calls-10/27,28,29,11/3,5,10,12,19 & 24	7305 - PE385-Supplies	392.44
				cleanup litigation call on 10/28	6909.1 - OBMP Meetings	147.78
				Non Ag Pool meetings on 11/04 and 11/10	8512 - Meeting Expense	275.29
				monitoring well sampling call on 11/24	7103.6 - Grdwtr Qual-Supplies	7.72
TOTAL						838.15
Bill Pmt -Check	12/15/2010	14755	QUILL	9688883	1012 - Bank of America Gen'l Ckg	
Bill	12/14/2010	9688883		4 minute books, 5 packs of refill paper	6031.7 - Other Office Supplies	667.50
TOTAL						667.50

CHINO BASIN WATERMASTER
 Cash Disbursements For The Month of
 December 1, 2010 - December 23, 2010


For Informational Purposes Only

Type	Date	Num	Name	Memo	Account	Paid Amount
Bill Pmt -Check	12/15/2010	14756	THE STANDARD INSURANCE COMPANY	160-513170-00006	1012 - Bank of America Gen'l Ckg	313.12
Bill	12/14/2010	160-513170		Employee Dental Premiums - January 2011	60182.2 - Dental & Vision Ins	313.12
TOTAL						
Bill Pmt -Check	12/15/2010	14757	STAULA, MARY L	Employer portion of Retiree Medical	1012 - Bank of America Gen'l Ckg	136.61
Bill	12/15/2010				60182.4 - Retiree Medical	136.61
TOTAL						
Bill Pmt -Check	12/21/2010	14758	BROWNSTEIN HYATT FARBBER SCHRECK	437928 - WM Legal Counsel	1012 - Bank of America Gen'l Ckg	14,707.00
Bill	11/30/2010	437928		437929 - Santa Ana River Water Rights	6907.3 - WM Legal Counsel	1,608.75
Bill	11/30/2010	437929		437930 - Ontario Airport Plume	6907.34 - Santa Ana River Water Rights	791.55
Bill	11/30/2010	437930		437931 - Paragaph 31 Motion	6907.31 - Ontario Airport Plume	6,527.30
Bill	11/30/2010	437931		437983 - Desalter Negotiations	6907.35 - Paragaph 31 Motion	8,491.50
Bill	11/30/2010	437983			6907.33 - Desalter Negotiations	32,126.10
TOTAL						
Bill Pmt -Check	12/21/2010	14759	CALPERS	1741 Employee Medical Premiums - January 2011	1012 - Bank of America Gen'l Ckg	4,995.65
Bill	12/21/2010	1741			60182.1 - Medical Insurance	4,995.65
Bill Pmt -Check	12/21/2010	14760	DAN VASILE	to treat employees injury-cut hand-Wilson	1012 - Bank of America Gen'l Ckg	165.00
Bill	12/21/2010				60183 - Workers Comp Insurance	165.00
TOTAL						
Bill Pmt -Check	12/21/2010	14761	GUARANTEED JANITORIAL SERVICE, INC.	28261 Janitorial service - December 2010	1012 - Bank of America Gen'l Ckg	865.00
Bill	12/21/2010	28261			6024 - Building Repair & Maintenance	865.00
TOTAL						
Bill Pmt -Check	12/21/2010	14762	PRE-PAID LEGAL SERVICES, INC.	111802 December 2010	1012 - Bank of America Gen'l Ckg	77.70
Bill	12/21/2010	111802			60194 - Other Employee Insurance	77.70
TOTAL						
Bill Pmt -Check	12/21/2010	14763	RAUCH COMMUNICATION CONSULTANTS, LLC	Oct 101003 Progressive billing - annual report	1012 - Bank of America Gen'l Ckg	900.00
Bill	12/21/2010	Oct 101003			6061.3 - Rauch	900.00
TOTAL						
Bill Pmt -Check	12/21/2010	14764	STANDARD INSURANCE CO.	Policy # 00-640888-0009 Life & Disability Ins Premium	1012 - Bank of America Gen'l Ckg	510.85
Bill	12/21/2010	6408880009			60181 - Life & Disab. Ins Benefits	510.85
TOTAL						

CHINO BASIN WATERMASTER
Cash Disbursements For The Month of
December 1, 2010 - December 23, 2010

Type	Date	Num	Name	Memo	Account	Paid Amount
Bill Pmt -Check	12/21/2010	14765	W.C. DISCOUNT MOBILE AUTO DETAILING	Truck washing service	1012 - Bank of America Gen'l Ckg	
Bill	12/21/2010			truck washing 2 trucks	6177 - Vehicle Repairs & Maintenance	50.00
TOTAL						
Bill Pmt -Check	12/21/2010	14766	CITISTREET	Payroll and Taxes 11/23/10-12/11/10	1012 - Bank of America Gen'l Ckg	1,955.33
General Journal	12/21/2010	12/21/10	CITISTREET	Employee 457 Retirement Deductions	2000 - Accounts Payable	1,955.33
TOTAL						
Bill Pmt -Check	12/21/2010	14767	PUBLIC EMPLOYEES' RETIREMENT SYSTEM	Payor #3493	1012 - Bank of America Gen'l Ckg	8,195.66
General Journal	12/11/2010	12/11/10	PUBLIC EMPLOYEES' RETIREMENT SYSTEM	CalPERS for 11/28/10-12/11/10	2000 - Accounts Payable	8,195.66
TOTAL						
Total Disbursements:						356,158.64


THIS PAGE
HAS
INTENTIONALLY
BEEN LEFT
BLANK
FOR PAGINATION



CHINO BASIN WATERMASTER

IV. INFORMATION

2. Newspaper Articles





Weather: SAN BERNARDINO, CA | Now: 48°F | High: 58°F | Low: 42°F | 5-Day Forecast

Live Traffic 10E 10W 15N 15S 215N 215S 210E 210W
Subscriber Services Home Delivery e-Edition
Login Newsletters Alerts RSS

Search

This Site Web Search powered by YAHOO! SEARCH

Home News Sports Business Opinions Entertainment Inland Living Info Weekly Ad

Marketplace Place Ad Homes Jobs Auto Obits Directories

Most Viewed Most E-Mailed

- Sixth straight day of rain pummels Inland Empire
- List of temporary road closures, December 23
- Emergency in Highland
- Deputies preparing to evacuate southeast Highland residents
- Heavy rains haven't ended Inland Empire drought, yet
- Restaurant patrons stranded by rains
- Fontana council appoints new members to dais
- Driver killed in 10 Freeway crash in San Bernardino
- Storm totals released by National Weather Service
- Mud slide closes 210 Freeway on-ramp

- Ontario gears up for fight to regain control
- Muscoy sanctuary, other groups give kids a merry Christmas
- Grand Terrace Council to appoint new member
- Fontana council appoints new members to dais
- K-9s bring holiday smiles for children at Kaiser Permanente Medical Center in Fontana
- A Christmas Poem for 2010
- Redlands dog park in sight
- Planning Commission shapes face of Redlands
- Wife expected to run for husband's Senate seat
- Crime and public safety, December 23
- Ski areas rained out
- List of temporary road closures, December 23
- Local briefs, December 23
- San Bernardino County District Attorney Ramos appointed to California attorney general-elect's transition team
- Sixth straight day of rain pummels Inland Empire
- Heavy rains haven't ended Inland Empire drought, yet

Recommend

Be the first of your friends to recommend this.

BOOKMARK

Print Email Font Resize

Heavy rains haven't ended Inland Empire drought, yet

Michael J. Sorba, Staff Writer
Posted: 12/22/2010 03:45:50 PM PST

The worst of the rain that has brought mudslides and flooding to the area was expected to end today, but experts say there's a silver lining in the clouds that have brought record rain in December.

Groundwater aquifers and reservoir levels have risen, which will help ease future water shortages in not only the Inland Empire, but Southern California in general, experts say.

While the recent storms are a blessing from a water storage perspective, most experts say it's too early to declare an end to drought in the region.

"It doesn't mean the drought is over," said Ken Manning, CEO of Chino Basin Watermaster, the court-appointed manager of the Chino groundwater basin. "We've had a very good rainstorm in what could be a very long drought. ... But this is a good indication that we may be in store for a wet year."

Ample precipitation in Northern California prompted the state water project to up its allocations to contractors this week from 35 percent to 50 percent, said Maury Roos, chief hydrologist of the states Department of Water Resources.

Court orders limit pumping in the Sacramento-San Joaquin River Delta because the pumps kill the endangered Delta Smelt and other aquatic animals.

The environmental predicament in the delta, combined with the region's semi-arid climate and flood control systems that funnel water to the Pacific Ocean, create perpetual water worries, officials say.

Several alternative strategies for

conveyance from the delta have been discussed that would allow more water to be pumped without harming animals, but such a system is still decades away, so limited pumping will remain, officials say.

Ample groundwater resources, such as the Bunker Hill and Chino basins, mean the Inland Empire fares better in droughts than other regions.

Susan Lien Longville, director of Cal State San Bernardino's Water Resources Institute, says abundant rain replenishes local basins that are tapped in future years when rainfall is scarce.

"The Bunker Hill Basin is definitely going to reap a tremendous yield from these storms," said Longville.

The Seven Oaks Dam captures much of the water behind the Santa Ana River watershed, which will also be used to recharge basins in the future, said

Robert Martin, general manager of the Highland-based East Valley Water District.

But flood control systems designed by the Army Corps of Engineers divert rainwater to storm drains that dump it into rivers that flow into the Pacific Ocean, said Ed Bobich, a biology professor at Cal Poly Pomona. They do little to capture excess water for storage, he said.

The Inland Empire is a dry area, demonstrated by one period of above-average rainfall, spanning between 2004 and 2005, over the past 12 years, Bobich said.

"We could certainly capture more (water)," Bobich said. "If we do capture more, then we're not as dependent on water being imported."

While much of the water from lighter storms is absorbed into the ground, most of the water from heavy rains, such as the latest rains, is lost to Orange County or the ocean, Manning said.

michael.sorba@inlandnewspapers.com, 909-386-3872


APPLY FOR AN EMERALD ADVANCE LINE OF CREDIT TODAY.

MAKE AN APPOINTMENT

H&R BLOCK

Go to the top of the page

Advertisement



BOOKMARK

Print Email Font Resize Return to Top

Selected for you by our sponsor.

Body Fell From Plane, Authorities Say (The New York Times)

Illegal Immigrant Wins \$145k for Civil Rights Violation (MainStreet.com)

You might also be interested in:

Water breaks through retaining wall, floods complex (this site)

Emergency in Highland (this site)

Driver killed in 10 Freeway crash in San Bernardino (this site)

Winter storm rescues on rise, rains shut roads, strand customers at restaurant (this site)

Photos from The Sun | More galleries



Photos from readers | Upload yours



Readers: Let us know what you think of the new commenting system

Like Be the first of your friends to like this.



Add a comment...

Login

Log in to Facebook to post your comment

Facebook social plugin

You can Smoke Healthy?

Read the Report on the New Cigarettes That Don't Kill. NewsOnChannel8.com

Ship Your Car with FedEx

Trust your car with FedEx. A leader in enclosed auto customcritical.fedex.com

Want A Great Career?

Become a medical professional. Enroll now! Day & Evening www.careercolleges.edu


Ads by Yahoo!



Copyright Notice | Privacy Policy | Information | Subscriber Services | Site Map | RSS | MY Yahoo! | MNG Corporate Site Map |

For more local Southern California News: Select a newspaper...

Copyright ©2009 Los Angeles Newspaper Group



Weather: SAN BERNARDINO, CA | Now: 46°F | High: 58°F | Low: 42°F | 5-Day Forecast

Live Traffic 10E 10W 15N 15S 215N 215S 210E 210W
Subscriber Services Home Delivery e-Edition
Login Newsletters Alerts RSS

Search

This Site Web Search powered by YAHOO! SEARCH

Home News Sports Business Opinions Entertainment Inland Living Info Weekly Ad

Marketplace Place Ad Homes Jobs Auto Obits Directories

Most Viewed Most E-Mailed

- Sixth straight day of rain pummels Inland Empire
- List of temporary road closures, December 23
- Emergency in Highland
- Heavy rains haven't ended Inland Empire drought, yet
- Deputies preparing to evacuate southeast Highland residents
- Castaway Restaurant patrons stranded by rains
- Storm totals released by National Weather Service
- Fontana council appoints new members to dais
- Driver killed in 10 Freeway crash in San Bernardino
- Wife expected to run for husband's Senate seat

- Ontario gears up for fight to regain control
- Muscoy sanctuary, other groups give kids a merry Christmas
- Grand Terrace Council to appoint new member
- Fontana council appoints new members to dais
- K-9s bring holiday smiles for children at Kaiser Permanente Medical Center in Fontana
- A Christmas Poem for 2010
- Redlands dog park in sight
- Planning Commission shapes face of Redlands
- Wife expected to run for husband's Senate seat
- Crime and public safety, December 23
- Ski areas rained out
- List of temporary road closures, December 23
- Local briefs, December 23
- San Bernardino County District Attorney Ramos appointed to California attorney general-elect's transition team
- Sixth straight day of rain pummels Inland Empire
- Heavy rains haven't ended Inland Empire drought, yet

Recommend Be the first of your friends to recommend this. 0



Print Email Font Resize

Rainy weather finally eases after deluge

Neil Nisperos, Staff Writer
Posted: 12/22/2010 08:14:31 PM PST

Photo gallery: [Rain continues to fall Tuesday, Wednesday](#)

Related stories: [Heavy rains haven't ended Inland Empire drought, yet](#), [Ski areas rained out](#), [List of temporary road closures, December 23](#)

Today will be the end to six days of heavy rain making last-minute Christmas shopping a lot easier for Inland Valley residents.

But the huge rainfall of the last few days - exceeding 10 inches in many areas - has meant good news for water agencies in the



Members of the San Bernardino County Swift Water Rescue team extract Jeff Teeling, 48, from his vehicle in Lytle Creek on Wednesday night. (Al Cuizon Staff Photographer)

Chino underground water basin.

Officials said the sheer amount of precipitation captured by water agencies in the Chino Basin could be worth about \$3 million to \$5 million.

"The good news is the value of water that we are capturing," said Ken Manning, CEO of the Chino Basin Watermaster. "It's literally in the millions if we were to import that water, but instead, we're saving about \$3 million to \$5 million in capturing the water."

Under usual storm conditions, the area's catch basins capture 90 percent of the water, Manning said. Much of the excess water has flowed into the Santa Ana River moving downward through Orange County.

"This rain is a little larger than what we can handle," Manning said. "It's

just too much, too fast, and we're not able to catch all of it. This is not a typical storm for Southern California."

Advertisement



Patrick Shields, executive manager of the Inland Empire Utilities Agency, said an early estimates for the Chino Basin had about 3,000 acre-feet of water captured from the six-day storm. The Chino Basin has a yield of about 140,000 acre feet of water per year and Shields said regional water agencies are hoping for more rain to help them avoid the cost of imported water.

An acre-foot is about 325,000 gallons, or generally the amount of water a family of four uses in one year.

"The storm water harvesting and capture we do in the flood control basin improves our water reliability and it contributes to an avoided cost," Shields said.

Accuweather forecasts partly sunny, and dry, conditions today through Christmas. There is a chance of rain Sunday with another rain storm possible by Wednesday.

The most recent rainfall Wednesday brought up to three more inches of rain to the Inland Valley. Upland recorded 10.72 inches since Friday.

Heavy rains early Wednesday caused a hillside to collapse on three lanes of a 10 Freeway transition road to the 57 Freeway in Pomona. The



A portion of Lytle Creek Road is washed out. (Will Lester Staff Photographer)



Residents of Mount Baldy drive through a portion of Mount Baldy Road on Wednesday. The region may finally see a respite from the storms that have brought record amounts of rain. (Will Lester Staff Photographer)

California Highway Patrol shut down part of the ramp before the morning rush hour. It was reopened later in the morning.

"We're monitoring it but we're not anticipating any issues," said Caltrans spokeswoman Judy Gish.

Also on Wednesday, Southern California Edison crews were able to restore power to all but 32 of 500 customers in Claremont and La Verne and adjacent unincorporated areas who lost power when a eucalyptus tree fell and knocked down several power poles on Base Line Road, west of Webb Canyon Road.

Euclid Avenue just north of the 71 Freeway in Chino was also briefly closed to traffic because of flooding.

The Associated Press contributed to this report.

neil.nisperos@inlandnewspapers.com
909-483-9356

Rain-soaked

Rainfall totals (in inches) for 24 hours through 4 p.m. Wednesday:

Glen Helen Regional Park — 5.27

San Antonio Heights — 3.34

Cucamonga Canyon — 3.15

Chino Hills — 2.91

Upland — 2.73

Ontario Fire Station No. 4 — 2.52

31 cities' tap water has cancer-causing hexavalent chromium, study says

By [Brett Michael Dykes](#)
Mon Dec 20, 1:28 pm ET


The Environmental Working Group [released a report](#) Monday indicating that millions of Americans are regularly drinking hexavalent chromium, made famous in the film "Erin Brockovich" as a carcinogen, through their tap water.

The group -- whose study was first reported in a story Sunday [by the Washington Post's Lyndsey Layton](#) -- tested water from 35 U.S. cities and found that samples from 31 cities contained hexavalent chromium. The highest concentrations were found in Norman, Okla.; Honolulu; and Riverside, Calif. The substance had been a widely used industrial chemical for decades and has evidently leached into the groundwater in many areas.

[Related: [Drilling ban follows concern over flammable water](#)]

The EWG report states:

"Despite mounting evidence of the contaminant's toxic effects, the U.S. Environmental Protection Agency (EPA) has not set a legal limit for chromium-6 in tap water and does not require water utilities to test for it. Hexavalent chromium is commonly discharged from steel and pulp mills as well as metal-plating and leather-tanning facilities. It can also pollute water through erosion of natural deposits.



"The authoritative National Toxicology Program (NTP) of the U.S. Department of Health and Human Services has said that chromium-6 in drinking water shows 'clear evidence of carcinogenic activity' in laboratory animals, increasing the risk of gastrointestinal tumors. Just last October, a draft review by the EPA similarly found that ingesting the chemical in tap water is 'likely to be carcinogenic to humans.' Other health risks associated with exposure include liver and kidney damage, anemia and ulcers."

[Related: [Leaking ice raises tricky climate issue](#)]

Drinking-water supplies [all over the country are increasingly tainted by chemicals used in natural gas drilling](#). And Erin Brockovich, for her part, told the EWG that she's rather astonished to find that hexavalent chromium is still a prospective health threat in so many communities.

[List: [America's most polluted cities](#)]

"It is sometimes difficult to understand why I still have to warn the public about the presence of hexavalent chromium in drinking water 23 years after my colleagues and I first sounded the alarm," Brockovich told the EWG. "This report underscores, in fairly stark terms, the health risks that millions of Americans still face because of water contamination."

The [list of cities](#) found to have hexavalent chromium in the municipal water supplies are as follows:

- Honolulu, HI
- Bend, OR
- Sacramento, CA
- San Jose, CA
- Los Angeles, CA
- Riverside, CA
- Las Vegas, NV
- Salt Lake City, UT
- Scottsdale, AZ
- Phoenix, AZ
- Albuquerque, NM
- Norman, OK
- Omaha, NE
- Madison, WI
- Milwaukee, WI

- Chicago, IL
- Ann Arbor, MI
- Louisville, KY
- Cincinnati, OH
- Buffalo, NY
- Syracuse, NY
- Pittsburgh, PA
- Villanova, PA
- Boston, MA
- New Haven, CT
- New York, NY
- Bethesda, MD
- Washington, DC
- Atlanta, GA
- Tallahassee, FL
- Miami, FL

(Photo: AP/Bob Child)

Other popular stories on Yahoo!

- [NFL investigates another sideline incident](#)
- [Hotel regrets its Christmas 'overload'](#)
- [Clues to Amelia Earhart's disappearance?](#)

Copyright © 2010 Yahoo! Inc. All rights reserved. [Questions or Comments](#) [Privacy Policy](#) [About Our Ads](#) [Terms of Service](#) [Copyright/IP Policy](#)

THIS PAGE
HAS
INTENTIONALLY
BEEN LEFT
BLANK
FOR PAGINATION



Scientists Say No Need for Alarm Over Chromium-6 in Drinking Water

Report on 'Erin Brockovich' Chemical' Called 'Alarmist'

By KIM CAROLLO, ABC News Medical Unit

Dec. 21, 2010

Hexavalent chromium, the chemical made famous by the 2000 film "Erin Brockovich," is once again in the news after an environmental organization released a report indicating that the chemical has **contaminated drinking water** in more than 30 cities nationwide.

The **Environmental Working Group** tested tap water in 35 cities and found hexavalent chromium, or chromium-6, in 31 of the cities.

Chromium-6 was the same chemical that had seeped into the groundwater of Hinkley, Calif., where Erin Brockovich waged her fight, and whose residents were awarded a \$333 million settlement from Pacific Gas and Electric Co. The movie drew attention to the potential dangers of hexavalent chromium, and scientists at the Environmental Working Group say previous research found the chemical can cause cancer, and that its presence in **drinking water** is much more widespread than originally believed.

But as the Environmental Working Group stresses the potential dangers of chromium-6, other scientists say there's no good science on just how much of an impact the chemical can have on public health.

"The National Toxicology Program has found that hexavalent chromium in drinking water shows clear evidence of carcinogenic activity in laboratory animals, increasing the risk of otherwise rare gastrointestinal tumors," reads the report's executive summary. The National Toxicology Program is a branch of the U.S. National Institutes of Health, and considers hexavalent chromium a "probable carcinogen."

"There have also been some other health effects seen in animal studies, such as anemia and damage to the lymph nodes, liver and gastrointestinal tract," said Rebecca Sutton, the report's lead researcher.

Sutton also said she was surprised by the number of cities that had contaminated water.

"I expected to find it in some cities, but had no

indication I would find it in others," she said.

Regulations set by the **Environmental Protection Agency** set a total chromium limit of 100 ppb, or parts per billion, for drinking water. However, there is no set limit for chromium-6, and water utility companies are not required to test for it. California is the only state that mandates testing, and that state's legal limit for chromium-6 in drinking water is .06 ppb. Sutton and her colleagues found that 25 of the 31 cities with chromium-6 contaminated water had levels higher than that amount.

Norman, Okla., the city with the highest concentration of chromium-6, measured about 200 times that level, with a concentration of about 12 ppb.

But other scientists say that's an extremely small amount. One part per billion is equivalent to about a drop in 250 gallon drums of water, or three seconds in a century. Even if a city such as Norman has the highest concentration of chromium-6 of all the cities tested, that doesn't mean it places the residents at a higher risk for developing cancer than in other cities.

Dangers of Chromium-6 in Drinking Water Unknown

Toxicology experts say inhaling chromium-6 can



ADVERTISEMENT

PRINT POWERED BY FormatDynamics™

cause cancer, but there isn't much data on the dangers of drinking it.

"The evidence is fairly good that it's carcinogenic in people in occupational settings who inhale it and get a good dose," said Dr. Shan Yin, assistant medical director of the Cincinnati Drug and Poison Information Center.

"No one has really established what is a carcinogenic level for drinking water," said Alfred Aleguas, managing director at the Northern Ohio Poison Control Center in Cleveland. "We need to establish what is a limit we have to be concerned about."

Aleguas also said that the levels of exposure in Hinkley were much higher -- 580 ppb -- than the 31 ppb the Environmental Working Group found in Norman, Okla., the city with the highest concentration of chromium-6 in the group's report.

Most unintentional chromium exposure comes from industrial processes, such as leather tanning and metal plating. It's also a naturally occurring substance.

Chromium-3 is a nontoxic form of chromium that is vital to the body's [glucose](#) metabolism. But while there's still debate over how much chromium-6 is too much, the EPA said in a statement that it's currently assessing the impact of chromium-6 on public health. The final scientific review will be available sometime next year, and the EPA will determine if a new level needs to be set.



ADVERTISEMENT

PRINT POWERED BY



The Washington Post

Congress moves to reduce lead in drinking water

By JIM ABRAMS
The Associated Press
Friday, December 17, 2010; 5:42 PM

WASHINGTON -- Congress on Friday sent President Barack Obama a bill that would significantly reduce exposures to lead in drinking water.

Lead contamination can pose serious health risks, particularly to pregnant women and children. It has been linked to health problems such as kidney disease, hypertension, reduced IQs in children, and brain damage.

The House approved the bill on a 226-109 vote. The Senate approved it earlier on a voice vote.

The bill would set federal standards for levels of permissible lead in plumbing fixtures that carry drinking water, with allowable lead content going from the current federal level of as much as 8 percent to 0.25 percent. It limits the amount of lead that can leach from plumbing into drinking water.

Rep. Mike Doyle, D-Pa., said the new standards would nearly eradicate lead in facets and fixtures. He cited Environmental Protection Agency estimates that lead from these sources contribute to up to 20 percent of human exposure.

The bill becomes effective 36 months after it is signed into law. It would then prohibit manufacturers and importers from selling plumbing fixtures that don't meet the new standards.

"In 21st century America, we have a responsibility to do more to protect our children and families against lead exposure acquired through plumbing systems," said Rep. Anna Eshoo, D-Calif., who authored the bill in the House. "Lead-free plumbing is an existing alternative, it's affordable and it's time we adopt it across the nation." Health studies, she said, have estimated that lead exposure costs the nation \$43 billion in lost time and health costs.

"Lead, a toxic heavy metal, does not belong in our drinking water," Senate sponsor Sen. Barbara Boxer, D-Calif., said Thursday night

Advertisement

Get a FREE ADT-Monitored Home Security System.*
 (With \$99 customer installation and purchase of ADT alarm monitoring services. See important terms and conditions below.)

Call Now! 1-877-835-8373

SECURITY CHOICE 
 ADT Authorized Company

*\$99 Customer Installation Charge. 20-Month Monitoring Agreement required at \$35.00 per month. \$150.00 cash price. Payment must be by credit card or a electronic charge to your checking or savings account. Offer applies to homeowners only. Local permit fees may be required. Satisfactory credit history required. Certain restrictions may apply. Offer valid for new Security Choice - An ADT Authorized Dealer customers only and color purchase from ADT Security Services, Inc. Other rate plans available. Cannot be combined with any other offer. **\$102.00 cash price. Offer: \$102.00. ADT Cash is provided by Security Choice and is not sponsored by ADT Security Services. Requires 17.0% in reimbursement. Call 1-888-487-4338 for complete restrictions and disclaimer requirements.

http://www.washingtonpost.com/wp-dyn/content/article/2010/12/17/AR2010121705270_pf.html

Print Powered By 

The Washington Post

Congress moves to reduce lead in drinking water

after the Senate passed the bill on a voice vote. "This is a major step forward in the effort to eliminate lead in our drinking water."

Almost all the opposition came from Republicans. Rep. Cliff Stearns, R-Fla., questioned the necessity of passing a federal law when major producers of faucets are already making safer equipment and some states are imposing their own tough standards.

He added that "people should not mistake this bill as a panacea when studies have shown that lead service lines are the biggest culprits of leaked lead."

An Associated Press investigation last year found that contaminants have surfaced at public and private schools in all 50 states, with lead among the most frequent causes of unsafe water.

Last month residents in New York City were told to run their taps for 30 seconds before drinking water after tests showed elevated lead levels in some older buildings.

"Lead in drinking water poses a dangerous health risk, particularly to pregnant women, infants and children, and it is refreshing to see that members of both parties in the Senate and House can agree on making the water we drink every day safer," said Mae Wu,

an attorney at the Natural Resources Defense Council.

Advertisement

Send flowers
for any occasion

Bouquets
from **\$19.99**
+s/h



ProFlowers
Offer ONLY available at:
proflowers.com/happy
or call 1.877.804.1133

http://www.washingtonpost.com/wp-dyn/content/article/2010/12/17/AR2010121705270_pf.html

Print Powered By  FormatDynamics™

Season off to good start as storms feed reservoirs

Posted at 12:16 AM on Monday, Dec. 06, 2010

By Mark Grossi / The Fresno Bee

What a difference a year makes for water supply. Battered by November storms, the growing Sierra Nevada snowpack and major reservoir storage haven't looked this healthy in at least four years.

Only a year after experiencing an extended drought, the state is starting to prepare for possible flooding.

"The November storms have saturated the soils and streams are flowing again," said state hydrology chief Jon Ericson, based in Sacramento. "It's quite a start."

But water experts know the season could turn dry very quickly. That would mean less water for east Valley farmers and probably additional water cutbacks for west-side growers who face limited water deliveries come rain or shine.

West-siders get water from Northern California rivers. The water must pass through the troubled Sacramento-San Joaquin Delta, where water pumping has been limited to protect dying fish. A wet year would boost their water supply, but even then farm officials still expect below 60% of contractual allotments.

This year, storms already have been influenced by La Niña, a powerful Pacific Ocean phenomenon. It often steers storms to Northern California while leaving Southern California dry.

Unfortunately, the forecast is a coin-flip for the state's multibillion-dollar farm belt in the San Joaquin Valley -- sometimes wet, sometimes dry. Thousands of farmers here depend upon the San Joaquin and Kings rivers for irrigation water.

Fresno's rain total for the season is 2.24 inches -- slightly above average, thanks to the November storms.

A storm this weekend will pass through Northern California, but it may not rain much here, says Kevin Durfee of the National Weather Service in Hanford. That looks like La Niña's pattern, he said.

"We've been getting strong storms the last few weeks, and that's not unusual," he said. "But it could dry out. There's just no statistical way of forecasting that kind of trend."

If Northern California has a big winter, more water would be available to pump into San Luis Reservoir in western Merced County where many west-side farmers get federal water.

THIS PAGE
HAS
INTENTIONALLY
BEEN LEFT
BLANK
FOR PAGINATION

Bob Williams: Will water go to the highest bidder?

Staff Reports

Monday, December 6, 2010

In June of this year I quoted Len Richardson, editor of the California Farmer who said, "Water tends to flow toward wealth." He was correct then and recent developments prove his point again.

In a recent sale, two agriculturalists in Kings County sold water rights from the Dudley Ridge Water District to a corporation that owns the Tejon Ranch Company.

The reported sale price for the water is \$12 million. This isn't as eye-popping as the earlier sale of rights to 14,000 acre-feet of water for \$73 million by Sandridge Partners but, at \$5,850 per acre-foot it is more, about 10 times more, than farmers can afford to pay for irrigation water.

The water from the latest sale will provide water for the Tejon Ranch Company's planned development of 23,000 homes plus a resort village and an industrial park in the Tehachapi Mountains south of Bakersfield. This was troubling enough in Kings County that the county grand jury looked into the water transfer.

The grand jury concluded that the Kings County Water Commission had "failed to submit any written comments or to advise the Board of Supervisors," which was a part of its obligation." The grand jury then accepted the supervisors' argument that the water didn't belong to Kings County anyway, since it was imported from the Sacramento-San Joaquin River Delta under the auspices of the Department of Water Resources.

Other water districts in Kings County have sold water rights, about 14,000 acre-feet, moving water out of agriculture and into development in Southern California.

These sales are not illegal. And, if they are surplus water resulting from improvements in irrigation efficiency, they are desirable. But with the astronomical prices being paid for water rights, many farmers will eventually decide to take their \$15 million or so and retire to a tropical paradise, attractive though the San Joaquin Valley may be.

We can expect these privately struck deals to become more common.

These legal water right sales appear to represent an early stage in privatization of a critical public resource and a basic necessity for life — the initial stages of treating water as a commodity controlled only by a “willing seller, willing buyer” market.

More than a century ago California declared and adopted as law the basic principle that all surface waters of the state are property of the state.

The import of this is that the state is trustee of these waters. By arcane and halting, but necessary political processes, the state tries to balance the long-term needs of the state and justice for individual water users in the allocation of water rights.

These are property rights allowing the use of water but not ownership rights. Privately struck water right sales, if totally market controlled as in these cases, eliminate the trusteeship obligations of the state. We have not fully “commoditized” water, but the movement is in that direction.

In the past, the now notorious Enron set up Azurix, an “exchange on the Internet for buying, selling, storing and transporting water in the West, hoping to make water a traded commodity much like natural gas or electricity” (from the Wall Street Journal, 2000).

The company sought to do this with “paper water” that had originated in the Monterey Agreements a few years earlier.

Azurix failed, followed by Enron a bit later. But “paper water” or virtual water still exists (on paper) guaranteed by the full faith and credit of the state of California. For most readers this will appear to be a laugh-line, but it’s also true.

As the population continues to grow in our state, in our nation, and in the world, water becomes an increasingly critical resource.

It becomes more valuable and a tempting target for those whose only guiding principle is personal enrichment. This is a world-wide problem. According to a Canadian Broadcasting Corporation report, “In the past ten years, three giant global corporations have quietly assumed control over the water supplied to almost 300 million people in every continent of the world.” Some privatizations have been successes. Many have been disastrous.

At present a very small proportion of California’s usable water is affected by privately negotiated transfers.

They will become more common as water continues to flow toward wealth. If the state does not soon take a critical look at its trusteeship practices for the state’s waters, much of inland California could suffer and, in particular, the agricultural economy of the entire Central Valley.

Bob Williams is a Millville rancher and a retired UCLA professor. His e-mail address is wmsranch@hughes.net.

GET STARTED WITH OUR FREE PERSONAL ASSESSMENT.
 ENTER YOUR HEIGHT AND WEIGHT: [GET MY PLAN](#)
 WeightWatchers[®]
 BECAUSE IT WORKS[™]

REAL ESTATE | JOBS | CARS | DEALS | CLASSIFIEDS | PLACE AN AD | SUBSCRIBE | E-REGISTER | HELP | TODAY'S PAPER

[SEARCH SITE](#)

[SURF REPORT/CAMS](#) | 57.0°F in Santa Ana | [LIVE TRAFFIC](#)

HOME | NEWS | SPORTS | BUSINESS | ENTERTAINMENT | LIFE | TRAVEL | OPINION | HEADLINES

[Blogs](#) | [California](#) | [City-by-City News](#) | [Columns](#) | [Crime and Courts](#) | [Data Central](#) | [Education](#) | [Immigration](#) | [Military](#) | [Nation](#) | [Obituaries](#) | [OC Watchdog](#) | [Photos](#) | [Politics and Government](#) | [Science](#) | [Technology](#) | [Videos](#) | [World](#)

OC SCIENCE



By Pat Brennan

In O.C.'s water, traces of drugs, chemicals

December 10th, 2010, 3:00 pm · 5 Comments · posted by Pat Brennan, science, environment editor

[Recommend](#) 7 [Share](#) 35



Basins capture water on the Santa Ana river, allowing it to percolate into the aquifer underground. Register file photo by Jebb Harris.

A coalition of water agencies reports it has found more evidence of pharmaceuticals, caffeine and other trace chemicals in the region's water supply, including Orange County's.

And while the amounts are considered far too small to pose a health risk, they could harm aquatic habitat or wildlife, a possibility being investigated by other researchers. "The concentrations we're seeing are many, many times lower than the normal dosage of these particular drugs," said Kurt Berchold, executive officer of the [Santa](#)

ADVERTISEMENT

CHEVROLET SILVERADO
 Best coverage in America. 100,000 mile/5-year* transferable Powertrain Limited Warranty, plus Courtesy Transportation and Roadside Assistance Programs.
 REPLAY | [EXPLORE MORE](#)
 *Whichever comes first...

THINGS TO DO

[EVENTS](#) | [DINING](#) | [MOVIES](#) | [VENUES](#) | [ALL](#)



[Add an Event](#)

1. Bill Burr
2. Adam Carolla
3. Kathy Griffin
4. Irvine Park...
5. The Gypsy Lounge's...
6. Cirque Noel: The...
7. Santa Claus Conquers...

More event information from our partner [OrangeCounty.com](#)



[Search Blog](#)

OC weather photos from readers

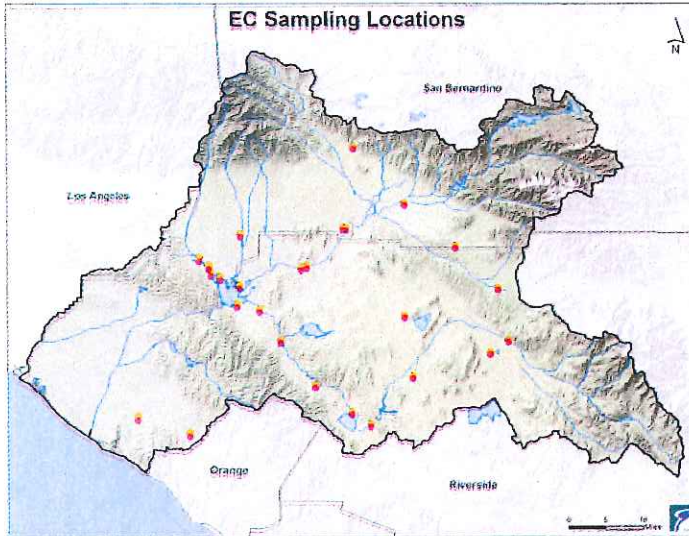


[VIEW PHOTO SLIDE SHOW](#)

- See more [Orange County weather photos from readers](#).
- Share your photos with OC Science via [email](#).



[Ana Regional Water Quality Control Board](#), which received the report this week. "So we certainly don't think there is any potential for human effects due to this." The \$50,000 report, from the [Santa Ana Watershed Project Authority](#), found 10 "emerging constituents" — drugs or chemicals for which water-quality standards do not yet exist — at a variety of sampling sites within the 2,650-square mile area that drains into the Santa Ana River. The substances included the active ingredient in pain relievers like Tylenol, the plastic contaminant known as BPA, anti-convulsion medication, antibiotics and flame retardant.



"Emerging constituent" sampling locations. Image courtesy Santa Ana Watershed Project Authority.

The results came from 23 sampling sites at wastewater treatment plants that feed into the Santa Ana River, two sites on the Santa Ana River, and one each on the [Colorado River Aqueduct](#) and the [State Water Project](#). The samples were collected last spring. Much of Santa Ana River is composed of treated effluent; as it flows downstream, some of it is captured for storage in Orange County's deep drinking-water aquifer. "Nobody wants drugs in their drinking water," said Mark Norton, water resources and planning manager at the Watershed Project Authority. "But these things have no doubt been in the water for years and years. Now we've finally been able to detect these things."

The contaminants appear at the parts per trillion range, he said. "Imagine one drop in 20 Olympic-size swimming pools," he said. The researchers looked for 11 contaminants, and found 10. Many were found in a high percentage of samples, though all were at trace concentrations. A flame retardant known as TCEP, for example, was found in 93 percent of the samples. The insecticide, DEET, was found in 89 percent.

Summary of results for 27 sampling sites in 2010

Compound	Primary use	Frequency	Reported range	Common dose
Acetaminophen	Analgesic	56%	ND - 0.000056 mg/L	500 mg
Bisphenol A(BPA)	Plastic Coating	26%	ND - 0.000043mg/L	n/a
Caffeine	Food Additive	48%	ND - 0.000680mg/L	100 mg
Carbamazepine	Anti-Convulsant	85%	ND - 0.000460mg/L	200 mg
DEET	Insecticide	89%	ND - 0.000340mg/L	270 mg
Diuron	Herbicide	74%	ND - 0.000110mg/L	n/a
Ethinyl Estradiol	Hormone	0%	Not Detected	1 mg
Gemfibrozil	Anti-cholesterol	30%	ND - 0.002200mg/L	600 mg
Ibuprofen	Analgesic	44%	ND - 0.000890mg/L	300 mg
Sulfamethoxazole	Antibiotic	52%	ND - 0.001900mg/L	800 mg
TCEP	Flame Retardant	93%	ND - 0.000780mg/L	n/a

Note: "mg/L" = milligram per liter; 1 mg/L is one part per million. "ND" = Not Detected. The study imposed a mandatory reporting limit of 0.000010 mg/L (10 nanograms per liter). The anti-convulsant Carbamazepine was found in 85 percent of the samples, caffeine in 48 percent. There are a variety of reasons experts do not believe the pharmaceuticals and other trace substances, invisible to water-quality agencies before sampling technology improved in recent years, pose a threat. First, the amounts are vanishingly small. Among the surrealistic comparisons to prove the point: a water consumer would have to drink some 2 million gallons of the recycled water straight from the river to swallow the equivalent of a single Tylenol. It would take 370,000 gallons to equal the amount of caffeine in a cup of coffee. Another reason not to worry, water experts say, is that the water percolates through layers of rock and sand before reaching the deep aquifer, a process that tends to clear the water of contamination.

Tags

2008 O.C. Fires astronomy Boeing California Chapman University Climate change clouds drizzle drought earthquake El Nino fault fog global warming heat heat wave Huntington Beach International Space Station Laguna Beach moon NASA National Weather Service Newport Beach Orange County Orange County forecast quake rain San Andreas fault Santa Ana winds science Seal Beach Southern California Southern California weather space shuttle Station Fire storm thunderstorms tsunami U.S. Navy UCI UC Irvine warmer weather wildfire wildfires


Recent Comments

- altergo58 on [Sweeping south coast fishing restrictions approved](#)
- Michael Clay on [Earthshaking idea: quake forecasting?](#)
- steve on [Sweeping south coast fishing restrictions approved](#)
- notinmycountry on [Sweeping south coast fishing restrictions approved](#)
- altergo58 on [Sweeping south coast fishing restrictions approved](#)
- steve on [Sweeping south coast fishing restrictions approved](#)

Go, See, and Do

- [OC Astronomers: star parties, telescope classes](#)
- [SyFy Channel show listings](#)
- [UCI Observatory star parties](#)
- [Vandenberg rocket launch schedule](#)
- [When to see the International Space Station](#)

Top Register sunrise photos of 2010



- See more [Top Register sunrise photos of 2010](#).
- Share your photos with Sciencedude via email.

Recent Posts

- [Earthshaking idea: quake forecasting?](#)
- [Rain takes a breath, returns for weekend](#)
- [Sweeping south coast fishing restrictions approved](#)
- [Clouds, drizzle, then weekend rain](#)
- [NASA: 2010 could be warmest on record](#)
- [Dense fog, cool down, late drizzle possible](#)
- [More gargantuan parts for nuclear plant](#)
- [Late show: meteor shower peaks tonight](#)

The sampling effort was not meant as a comprehensive search for trace constituents, but to find those that are easily tracked and can be used as "indicators" of human waste.

Norton said state officials also are looking at stepped up sampling for the new, emerging constituents.

"This is a very forward step to take action and begin to look at these constituents before we're required to," Norton said. "We're wanting be on top of assuring the safety of the public. This will be an ongoing, annual sampling program."

The report's findings are similar to those of a [National Water Research Institute study released in May](#), which found 27 "constituents of emerging concern" out of 49 sought. Those also included pharmaceuticals at extremely tiny levels.

Latest posts:

- [Earthshaking idea: quake forecasting?](#)
- [Rain takes a breath, returns for weekend](#)
- [Sweeping south coast fishing restrictions approved](#)
- [Clouds, drizzle, then weekend rain](#)
- [NASA: 2010 could be warmest on record](#)

Posted in: [Ain't that interesting?](#) • [pollution](#) • [water](#) • [emerging constituents](#) • [pharmaceuticals in water](#) • [Santa Ana River](#)



ADVERTISEMENT

You can follow any responses to this entry through the [RSS 2.0](#) feed. You can skip to the end and leave a response. Pinging is currently not allowed.

Reader Comments

Comments are encouraged, but you must follow our [User Agreement](#).

1. Keep it civil and stay on topic.
2. No profanity, vulgarity, racial slurs or personal attacks.
3. People who harass others or joke about tragedies will be blocked.

5 Comments



kushibo says:

December 12, 2010 at 10:46 pm

When did they make the construct the basins in the riverbed?

[Post Reply](#)

malumot says:

December 12, 2010 at 11:26 pm

they are percolation ponds. they use dozers to create levees every spring and allow the river to fill them (and replenish the aquifer.)

[Post Reply](#)

e mark says:

December 13, 2010 at 5:29 pm

It's an annual group effort between God and Man

[Post Reply](#)

malumot says:

December 12, 2010 at 11:34 pm

An even-handed story, Pat.....but i fear this will enrage the environmental wackos (good at protesting, not so good at understanding science.) basically all this does is confirm what we already know - that scientific equipment is now so precise as to detect parts per trillion. I argue this point with the Stoner Surftrider types all the time.....water isn't necessarily more polluted than before (in fact, it's arguably much better). It's just our detection methods have become so amazingly advanced.

... I will wait for the inevitable responses from the loons.

[Post Reply](#)

e mark says:

December 13, 2010 at 5:32 pm

Get OC Science by e-mail

BY FEEDBURNER [Subscribe](#) to the Register's science news via e-mail.

Categories

[Ain't that interesting?](#)

- [Astronomy and astrophysics](#)
- [Boeing Co.](#)
- [Chapman Univ. science news](#)
- [Climate and weather news](#)
- [Coastal marine life](#)
- [Discovery Science Center](#)
- [Earthquake news and research](#)
- [UCI science news](#)
- [Archaeology and paleontology](#)
- [Archive of O.C. photos taken from space](#)
- [Cal State Fullerton science news](#)
- [Earth Day](#)
- [Earth from space](#)
- [Edge of Nature](#)
- [Guess the photo](#)
- [Military technology](#)
- [NASA](#)
- [pollution](#)
- [power and energy](#)
- [water](#)
- [wildfire](#)
- [Wildlife](#)

Archives

Select Month

ADVERTISEMENT



Ads by Google

[Drinking water for cities](#)

Water: Our source of life. Info on Siemens Drinking water treatment!
www.usa.siemens.com/water

[Rebates for Home Owners](#)

Southern California's one-stopshop for rebates. Know more!
www.BeWaterWise.com

[Orange County Dermatology](#)

Irvine, Board Certified Dr. Sexton for all your skin care needs
www.drsexton.net

THIS PAGE
HAS
INTENTIONALLY
BEEN LEFT
BLANK
FOR PAGINATION



CALIFORNIA FARM BUREAU FEDERATION



99.9% pure
pharmaceutical grade mineral oil
Controls Powdery Mildew and Mites on Grapes



CFBF updates policies on water and land issues

Like

SHARE



Issue Date: December 15, 2010

By Ching Lee
Assistant Editor

Farm Bureau delegates reiterated their commitment to new water development and strengthened policy to protect agricultural land during the California Farm Bureau Federation Annual Meeting in Monterey last week.

Representing 53 county Farm Bureaus, the delegates set policies that will guide future actions of Farm Bureau leadership and staff.

With an \$11.14 billion water bond headed for the 2012 general election, CFBF delegates adopted policy language to further emphasize the importance of developing new and cost-efficient water supplies, "including the construction of additional surface storage facilities, groundwater recharge projects, and water conveyance improvements."

In specific reference to storage projects, the policy says, "Water development projects should be cost effective and provide affordable water supplies for agricultural users in all regions of California."

The revised CFBF policy calls for "immediate action to create short-term solutions" to restore water supplies for all impacted agricultural regions, not just those south of the Sacramento-San Joaquin Delta.

It also expands the number of conveyance methods that may be supported as part of a water system solution to benefit all California agriculture, by adding through-delta solutions as a necessary possibility.

In addition, the new language says, "Long-term solutions to water conveyance in the Delta region should not serve as an alternative to new storage facilities."

CFBF delegates also tackled land use and farmland conservation issues with respect to the construction of large-scale solar power facilities on Williamson Act farmland as well as other privately owned agricultural land.

Due to clean-energy regulations, the state requires utilities to procure 33 percent of their electricity needs from renewable sources, such as wind, solar and biomass, by 2020. These mandates have increased pressure to convert farmland for commercial solar energy production and transmission.



Monterey County Farm Bureau delegates Jennifer Skidgel-Clarke and Dirk Giannini give close attention to one of the resolutions debated by delegates to the 92nd California Farm Bureau Federation Annual Meeting.

Concerned that these solar projects could threaten permanent crops and productive soils, CFBF delegates reinforced Farm Bureau policy regarding energy projects on Williamson Act land, saying that such projects "should be incidental and accessory to the agricultural operation, and should not impede or reduce the productive agricultural capacity of the land for future uses."

John Gamper, CFBF director of land use, said Farm Bureau has a long history of protecting the integrity of the Williamson Act, officially known as the California Land Conservation Act. In recent years, he said, policymakers have encouraged utilities to place large-scale solar energy projects on marginally productive or nonproductive public land, rather than on productive farmland.

But with pressure from solar project developers continuing to mount, he said, CFBF delegates made their position very clear: Solar power generation projects located on private, agriculturally productive lands "should be subordinate to the agricultural operation, and should not permanently impede or reduce" the productive capacity of the state's irreplaceable soil resources.

Chuck Dudley, president of the Yolo County Farm Bureau, said he is satisfied with how CFBF delegates dealt with the solar issue and suspects the policy will be modified in the future as the issue matures.

"I think we have clarified that solar that is not of direct benefit to agriculture is not an agricultural use, and that's pretty significant," he said.

In modifying a policy on wilderness areas, delegates voted to recognize forestry management challenges caused by a wilderness designation, so that Farm Bureau can pursue policies to restore the health of national forests and return economic viability to California family foresters.

CFBF delegates also approved new language on litigation policy and urged adoption by the American Farm Bureau Federation. The issue involves the federal Equal Access to Justice Act and other laws that allow individuals who otherwise would not be able to afford litigation against the government an opportunity to sue and to recover attorney fees afterward.

However, with passage of the federal Paperwork Reduction Act of 1995, reporting to Congress on payments funded through EAJA has stopped, and there is concern that the legislative branch has lost oversight of it. For example, research shows that environmental groups have been able to use these statutes to sue the government and receive millions of federal taxpayer dollars in attorney fees for their cases.

The revised CFBF policy says Farm Bureau supports legislation to reform EAJA "to provide online public disclosure" from the U.S. attorney general relating to EAJA litigation payments for all federal agencies. In addition, the policy says Farm Bureau supports a "prevailing party's right in civil or administrative proceedings by a state or federal agency, to legal fees and out-of-pocket expenses if the position of the agency is not substantially justified."

Regarding user fees and special assessments, delegates added language to CFBF policy to reinforce its opposition to regulatory fees that are collected on top of taxes for enforcement or to supplant tax revenue.

They also adopted new language on forestry that specifically deals with additional fees imposed for review and inspection work done under timber harvesting and nonindustrial timber management plans.

The policy says Farm Bureau opposes government agencies charging more fees for work such as environmental review, permits and timber harvest water quality programs, because work covered by these fees has already been performed under the initial plan review process.

"Such fees are tantamount to paying twice for the same work," the new policy states.

Concerned about budget reductions to University of California Cooperative Extension, delegates adopted new policy language that says CFBF supports "an active and evolving" role for Cooperative Extension and that funding for its programs must be adequate to meet the needs of those it serves.

Among other actions, Farm Bureau delegates adopted policies that say:

- CFBF supports all cost-effective options for addressing the disposal, treatment or use of agricultural drainage water.
- More emphasis and proper funding should be placed on high school and community college technical education and training.
- The American Farm Bureau Federation should conduct research and analysis on the new health care law to determine how it will affect farm families and to prepare the organization to respond to forthcoming rules and regulations.
- CFBF supports the highest exemption and lowest tax rate on estate and gift taxes until there is permanent repeal of those taxes. Agricultural personal property, such as equipment and livestock, should also be excluded from the estate tax.

(Ching Lee is an assistant editor of Ag Alert. She may be contacted at cllee@cfbf.com.)

Permission for use is granted, however, credit must be made to the California Farm Bureau Federation when reprinting this item.

[Top](#)

THIS PAGE
HAS
INTENTIONALLY
BEEN LEFT
BLANK
FOR PAGINATION

The New York Times Reprints

This copy is for your personal, noncommercial use only. You can order presentation-ready copies for distribution to your colleagues, clients or customers [here](#) or use the "Reprints" tool that appears next to any article. Visit www.nytreprints.com for samples and additional information. [Order a reprint of this article now.](#)



December 14, 2010

Effort Falters on San Francisco Bay Delta

By [FELICITY BARRINGER](#)

SAN FRANCISCO — A high-stakes effort to remake the San Francisco Bay Delta, the West Coast's largest estuary, is looking as fragile as the degraded delta itself these days.

Four years into the effort, the distance between competing water constituencies has only been widening as self-imposed deadlines come and go.

Farmers and cities in Southern California are pressing for a return to the abundant supply of water delivered through the 1,000-square-mile delta before a drought and legal rulings to protect endangered fish led to constraints two years ago. Environmentalists want ironclad guarantees that [threatened fish like the minnow-size delta smelt](#) will not be wiped out for want of water.

The [Bay Delta Conservation Plan](#), a federal and state initiative, would re-engineer the delta to make it safe for native species and would establish a framework for water distribution for the next 50 years. The delta, where California's two largest rivers come together, supplies about one-quarter of the freshwater used by about 23 million Californians.

The goals of the plan are to keep vegetables and fruit trees growing in the Central Valley, taps running in Southern California and native fish swimming in the Sacramento and San Joaquin Rivers and in the briny western reaches of the delta, which the rivers feed and give it its formal name.

But the [Westlands Water District](#), which serves some of the wealthiest and most powerful agricultural interests, has pulled out of the negotiations, saying it doubts it will get the water deliveries it had expected.

"The original purpose was to restore our water supply," said Tom Birmingham, the general manager of the district, which snakes along the western edge of the Central Valley and serves 600 farms, according to its Web site.

The route the water takes is not without risks. Because of 160 years of farming and the construction of 1,100 miles of levees, delta lands have sunk and are now 3 to 20 feet below sea level. Mindful of how Hurricane Katrina devastated New Orleans in 2005, planners are also focusing on the possibility that a big earthquake or storm could break crucial levees and allow saltwater from the bay to inundate the delta, which could shut off a large source of the freshwater supply for months.

Among the proposed solutions to the environmental and engineering issues is a \$13 billion tunnel that would tap into the Sacramento River farther upstream and divert water around the delta. The tunnel, which could be 33 feet in diameter and 33 miles long, would be designed to be more resilient to earthquakes. It could also eliminate the springtime problem of newly hatched young smelt being sucked into giant pumps south of the delta that pull the river water into the distribution system.

Another proposal calls for a canal system to serve the same purpose. And a third calls for installing gates to isolate one of the northernmost channels of the San Joaquin River, setting aside a permanent habitat for fish.

Both Gov. Arnold Schwarzenegger, a Republican, and the incoming Democratic governor, Jerry Brown, support the twin goals of making the supply of water running through the delta reliable and protecting the species that have dwindled.

As Spreck Rosekrans, a delta expert for the Environmental Defense Fund, said, "The reliability of our water systems is key to California's economy."

But Mr. Birmingham said that no agency contracting for water from federal or state projects "is going to spend billions of dollars on the implementation of a program that isn't going to provide benefits to them."

While he did not specify what water deliveries would be adequate, Mr. Birmingham and other Westlands officials had expressed comfort with the option most closely studied, which could ensure that the district gets more than 70 percent of the maximum flows that it contracts for.

In 2009, that flow was reduced to 10 percent of the contracted amount; a political outcry ensued.

The district originally joined in the conservation effort partly to win exemptions from some provisions of the Endangered Species Act. The premise is that helping to create or restore

habitat for a species can outweigh the harm imposed by another activity — in this case, transporting water south through the federal and state systems.

The precise relationship between flows of river water and fish mortality is not clear. Still, environmentalists and fishermen note that the years of abundant water for farmers and Southern California cities corresponded to years when fish populations crashed — in the case of the smelt, almost to the vanishing point. (Judge Oliver W. Wanger of Federal District Court ruled Tuesday that the 2008 federal plan to protect the smelt was critically flawed and sent it back to the [Fish and Wildlife Service](#) for reconsideration.)

The work on the Bay Delta Conservation Plan had nonetheless been moving in a direction favorable to Westlands interests for much of the past year, with most of the attention devoted to a set of flow-related criteria that would assure the district of supplies they considered sufficient.

Then, federal and state biologists reported in September that those criteria could deprive the smelt of crucial water flow.

In November, David Hayes, the [Interior Department's](#) No. 2 official, made it clear that the finding meant that other formulas, which would probably mean less water for farmers, would have to be studied as well. Westlands officials were furious.

“We were sold a bill of goods once again by the federal government,” said Westland’s president, Jean Sagouspe. In an interview, he said the scientific process had been “politicized,” and he went so far as to call Mr. Hayes a “liar.”

Mr. Sagouspe predicted that the loss of Westlands financial support, which has covered more than a third of the planning costs so far, would doom the project. “Nothing will get built if we’re out,” he said.

In an interview, Mr. Hayes played down the district’s move. “I would turn my attention not to talking to them but to continuing the work we’re doing,” he said, adding that the other major water users are “still at the table.”

New actions and announcements from both state and federal officials are possible at any moment.

By agreement and by state law, Westlands had been sharing the cost of the plans with the Kern County Water Agency, which represents wealthy farmers and investors and growing communities to the west of the southern Sierra Nevada, and with the Metropolitan Water District of Southern California. These two agencies might now have to bear future costs with

only the help of whatever money can come from the financially squeezed state and federal agencies.

So far the planning costs are expected to exceed \$226 million, however, and more than half of that has already been spent.

“The costs go up significantly if major parties are dropping out,” said Jeff Kightlinger, the chief executive of the Southern California district. “While we have not been necessarily as vocal as Westlands, we share the same frustrations.”

If the planning process falls apart, Mr. Kightlinger said, the water users might “limp along without a big grand fix but a number of patches.”

Environmentalists warn that inaction on the delta ecosystem could imperil aquatic life. At the same time, many acknowledge the need for a solution that also adequately addresses the needs of farms and cities.

“The theatrics of people leaving the negotiating table is just that, it’s theatric,” said Jon Rosenfield, a biologist with the nonprofit [Bay Institute](#) and a member of the restoration plan’s steering committee.

“There has to be a conservation and restoration plan for the delta,” Mr. Rosenfield said, “that improves the status of the species and provides better water supply reliability for the water users.”

SFGate.com

Print This Article

Back to advertisement | your ad here

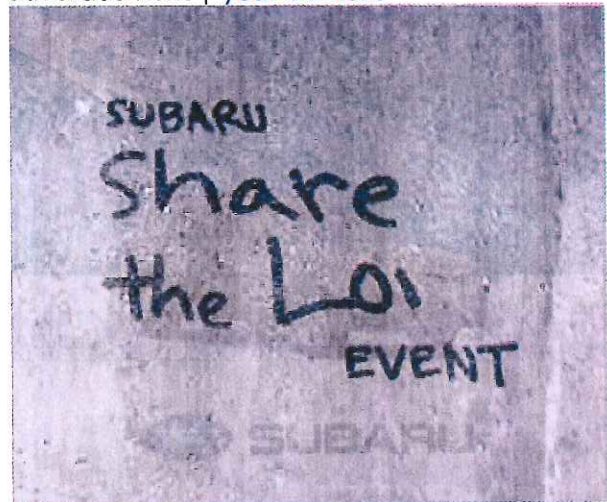
Article

SFGate.com

U.S. agency's smelt plan 'arbitrary,' judges rules

Kelly Zito, Chronicle Staff Writer

Wednesday, December 15, 2010



(12-14) 21:05 PST FRESNO -- A federal judge has ruled that a landmark 2008 environmental study laying the groundwork for controversial water cutbacks from the Sacramento-San Joaquin River Delta relied on faulty science.

In his much-anticipated decision released Tuesday, U.S. District Judge Oliver Wanger ordered the U.S. Fish and Wildlife Service to re-examine and rewrite its plan for the threatened delta smelt.

The agency's solution for shoring up the collapsing species - namely cutting water exports to California cities and farms - is "arbitrary" and "capricious," the Fresno judge wrote in his 225-page decision.

"Despite the harm visited on California water users, (the Fish and Wildlife Service) has failed to provide lawful explanations for the apparent over-appropriation of project water supplies for species protection," Wanger wrote. "The public cannot afford sloppy science and uni-directional prescriptions that ignore California's water needs."

Five-year battle

Tuesday's decision is the latest development in a five-year battle over a species that many see as a stand-in for the beleaguered delta itself.

Twenty-five million Californians rely on the delta for drinking water, as do farmers who each year produce vegetables, fruit, nuts, rice and milk worth billions of dollars. Despite its importance, however, the delta's ecosystem has declined in the last few decades because of pollution, booming urban development, invasive species and increased water demands from agriculture.

But few species have deteriorated as radically as the thumb-size smelt, which smells like cucumber and spawns in the central and southern delta - a location that puts the fish directly in the path of the massive pumps that funnel water to the Bay Area, Central Valley and Southern California.

Wanger's ruling upheld the evidence showing that the delta pumps do indeed trap and kill many delta smelt - a consolation for environmental groups that had fought for pumping cutbacks. However, the judge found fundamental flaws in the scientific analysis on the benefits of trimming water supplies to urban and rural areas and said the federal agency failed to examine the economic impacts of such a policy.

Water districts happy

Agricultural water districts, plaintiffs in the case and the most vocal critic of the 2008 Fish and Wildlife Service report - officially termed a "biological opinion"- were delighted with Tuesday's decision.

"With the economy struggling and unemployment still soaring, it is welcome to see a judge refusing to rubber-stamp extreme, destructive and unjustified environmental regulations," said Damien Schiff, attorney for the Pacific Legal Foundation, which backed several farmers in a lawsuit against the federal government. "Bottom line: The people win; junk science loses."

Environmentalists, however, say siphoning more water from the delta will push the smelt - which they term an "indicator species" measuring the estuary's overall health - to oblivion.

"In our view, the biological opinion was based on sound science, and it put in place measures that were needed to protect a species that is on the edge of extinction," said Earthjustice attorney George Torgun.

It is unclear whether Wanger's decision will lift restrictions on water exports from the delta, in part, because wet weather this winter might provide additional flows for the smelt.

Farming and environmental groups, along with the federal and state operators of the delta pumps, are scheduled to meet Jan. 4 in Wanger's courtroom to determine how to proceed.

Fish management

Tuesday's ruling dates back to a 2005 Fish and Wildlife Service plan for managing a dwindling delta smelt population. That first biological opinion concluded that the pumps in the south delta near Tracy posed no threat to the species. The Natural Resources Defense Council and other environmental groups disagreed and filed suit later that year.

In 2007, Wanger sided with them, invalidating the opinion and ordering the agency to rewrite it.

The next year, the Fish and Wildlife Service reversed itself entirely and declared the pumps "likely to jeopardize" the federally protected smelt. That set the stage for 15 percent to 40 percent water cutbacks from the delta at the same time California was in the grip of a nasty dry spell. As tens of thousands of acres lay fallow in 2008 and 2009, Central Valley farmers and conservative commentators took to calling the situation a "Congress-created California dust bowl."

In 2008, it was the farmers' and urban water districts' turn to file suit against the Fish and Wildlife Service. Tuesday's decision was the culmination of those combined lawsuits.

Officials from the wildlife agency said they were still reviewing Tuesday's ruling and could not comment.

Smelt

Food: Small organisms called zooplankton

Life span: 1 to 2 years

Breeding season: from late winter to early summer

Size: 2-3 inches, but can reach 5 inches

Habitat: brackish waters in the Sacramento-San Joaquin River Delta

Status: threatened

E-mail Kelly Zito at kzito@sfgate.com.

<http://sfgate.com/cgi-bin/article.cgi?f=/c/a/2010/12/15/BAKO1GQMTH.DTL>

This article appeared on page **C - 1** of the San Francisco Chronicle

© 2010 Hearst Communications Inc. | [Privacy Policy](#) | [Feedback](#) | [RSS Feeds](#) | [FAQ](#) | [Site Index](#) | [Contact](#)

THIS PAGE
HAS
INTENTIONALLY
BEEN LEFT
BLANK
FOR PAGINATION

DWR Announces Initial Allocation for 2011

Submitted by Lisa Lien-Mager on Mon, 11/22/2010 - 12:21pm
in

- [Water Supply Challenges](#)
- [Water News](#)



The Department of Water Resources announced today an initial allocation of 25% of requested deliveries to State Water Project contractors next year.

DWR Director Mark Cowin said the initial allocation is a conservative estimate that will be adjusted as hydrologic conditions unfold this winter. The allocation is based on precipitation to date and carryover storage in the State Water Project's key reservoirs.

If average precipitation continues over the course of the winter, the final allocation will likely be raised to 60% of requested amounts, which would be one of the highest allocations in recent years, Cowin said.

The 25% initial allocation for 2011 is an improvement over last year's initial projection of just 5%, which was the lowest in history of SWP. Conditions improved over the winter, however, and SWP contractors ended up receiving a final allocation of 50% for 2010.

Cowin said statewide precipitation to date stands at 165% of average. October precipitation alone was 250% of average. Storage in Lake Oroville, the SWP's principal reservoir, is currently 47% of capacity, or about 77% of average for the date.

Last year at this time, Oroville stood at just 32% of capacity, or 52% of average for the date.

Though the precipitation season has gotten off to a promising start, Cowin noted that the state is experiencing a strong La Nina, which could mean a shift to drier conditions later in the water year.

THIS PAGE
HAS
INTENTIONALLY
BEEN LEFT
BLANK
FOR PAGINATION

Water necessity

09:44 PM PST on Tuesday, November 30, 2010

The Press-Enterprise

California cannot afford to postpone fixes to the central hub of the state's water system. Striking the right balance between environmental preservation of a huge estuary and the need for reliable water exports will require difficult compromises. And that process needs to move forward, regardless of the frustrations of a politically powerful participant.

The mammoth Westlands Water District last week said it was pulling out of the Bay Delta Conservation Plan, a sweeping effort to restore the ailing Sacramento-San Joaquin Delta while protecting water exports to the rest of the state. Westlands, which covers 600,000 acres of farmland in western Fresno and Kings counties, is a significant player in the plan. The large water agency has provided much of the \$140 million in funding for the four-year-old process.

Westlands accused the federal **Interior Department** of political interference in delta planning, a claim federal officials disputed. Environmental critics charged Westlands with political grandstanding aimed at easing environmental rules. The underlying issue appeared to be disagreement over how much water Westlands could expect to receive in the future.

But any solution to the complex challenges of the delta will require changes in habit and practice by the many different parties involved. Abandoning the primary plan for fixing the delta would only leave the state's water supplies in increasing jeopardy. The Bay Delta process needs to continue, regardless of Westlands' complaints. And the large water district is far better off being part of that discussion than sulking on the sidelines.

Water from Northern California flows through the delta to Southern California and the Central Valley. The delta is the hub of a system that serves two-thirds of the state's population, including about a third of Inland residents, and irrigates millions of acres of farmland. But the delta's ecological decline threatens that decades-old arrangement. Already a federal court ruling in 2007 limited water exports to protect an endangered fish -- and such cases will become a familiar pattern without changes in delta management.

The Bay Delta plan, still in the drafting stages, calls broadly for habitat restoration in the delta, and a channel to send water exports around, instead of through, the estuary. That approach is the most practical and balanced strategy available, though it demands difficult adjustments to traditional water practices.

Sweeping changes are never easy on issues as volatile as water. But California has no choice: Farmers, water agencies, environmentalists and others have to find ways to ensure a sustainable supply of water for the state -- no matter how painful the choices involved.

Resolving the delta issues is crucial to the state's future. And no one in California will benefit if old political differences undermine the only functioning attempt to reach that goal.

THIS PAGE
HAS
INTENTIONALLY
BEEN LEFT
BLANK
FOR PAGINATION



SunPower Solar Systems Planned for Two California Water Agencies

SAN JOSE, Calif., Dec. 1, 2010 /PRNewswire/ -- SunPower Corp. (Nasdaq: SPWRA, SPWRB) today announced that it is building solar power systems for the Fallbrook Public Utilities District (FPUD) in San Diego County and the San Juan Water District (SJWD) in Placer County. Both systems are using high efficiency SunPower technology to maximize solar power generated on site, and are expected to be operational in the first half of 2011.

The purchase of the system for FPUD will be financed using low-interest Qualified Energy Conservation Bonds (QECBs) available as a result of the federal American Recovery and Reinvestment Act of 2009 (ARRA). At the 8-acre site, SunPower is designing and building a 1.1-megawatt ground-mounted solar power system using SunPower solar panels, the most efficient solar panels on the market, with SunPower™ T20 Trackers. The trackers rotate the panels to follow the sun, increasing energy capture by up to 30 percent over conventional fixed-tilt systems, while significantly reducing land use requirements.

"SunPower is very experienced in working with water agencies, and assisted us with obtaining the QECBs and making the project affordable," said Keith Lewinger, general manager of FPUD. "The system will offset approximately 45 percent of our total electricity for all District facilities. In addition, the combination of state rebates and federal low-interest financing allows the District to purchase the facility, and at the same time realize a net cash savings each year compared to purchasing 100 percent of our power from the grid, resulting in savings we can pass on to our customers."

The 794-kilowatt system that SunPower will build for SJWD is expected to provide 89 percent of the water treatment plant's electricity demand. The system will use SunPower solar panels with the SunPower™ T0 Tracker, which increases energy capture by up to 25 percent over conventional fixed-tilt systems, while significantly reducing land use requirements.

"SunPower's high efficiency technology will allow us to achieve the maximum amount of clean, renewable energy generated from a very small plot of district-owned land," said Rick Hydrick, operations manager of SJWD. "This project will help the district better serve the community by minimizing the long-term impacts on ratepayers from rising energy costs and improving overall reliability."

"SunPower offers high performance solar technology and financing expertise that helps customers maximize savings on their electricity expenditures," said Bill Kelly, SunPower managing director. "Based on our experience delivering systems and service to more than 20 water agencies in the Western U.S., FPUD and SJWD can count on the reliability and performance of their SunPower systems."

About SunPower

Founded in 1985, SunPower Corp. (Nasdaq: SPWRA, SPWRB) designs, manufactures and delivers the planet's most powerful solar technology broadly available today. Residential, business, government and utility customers rely on the company's experience and proven results to maximize return on investment. With headquarters in San Jose, Calif., SunPower has offices in North America, Europe, Australia, and Asia. For more information, visit www.sunpowercorp.com.

SUNPOWER and the SUNPOWER logo are trademarks or registered trademarks of SunPower Corporation. All rights reserved.

SOURCE SunPower Corp.

[Back to top](#)

RELATED LINKS

<http://www.sunpowercorp.com>

Find this article at:

<http://www.prnewswire.com/news-releases/sunpower-solar-systems-planned-for-two-california-water-agencies-111109249.html>

Check the box to include the list of links referenced in the article.

CONTRA COSTA TIMES

ContraCostaTimes.com

Regulators set to address Sacramento Delta's biggest sewer plant

By Mike Taugher Bay Area News Group

Posted: 12/04/2010 05:22:24 PM PST

Updated: 12/04/2010 05:22:24 PM PST

State regulators are about to consider forcing Sacramento to do a better job of cleaning up what it flushes into one of California's most endangered ecosystems and important drinking water sources, the Delta.

Among the requirements under consideration are high-tech filters, biological systems to remove ammonia and other upgrades.

The Sacramento Regional County Sanitation District, which says the improvements will cost \$2 billion, contends it should not have to spend so much for what it says are questionable benefits. The bigger problem, it says, is the amount of water pumped out of the Delta.

But scientists, environmentalists and big water agencies that have seen their supplies shrivel as the Delta's environmental problems have grown are urging regulators to require better treatment at the Delta's largest sewer system.

"For the ecosystem to be fixed, it's got to be more than focusing on flows and pumping," said Laura King Moon, assistant general manager for State Water Contractors, an association of water agencies that rely on Delta pumps.

"We're the only ones that are bearing the burdens of fixing the ecosystem," she said.

Sacramento's ammonium discharges are reducing the amount of small food organisms from the Sacramento River to Suisun Bay, scientists say.

Sixty percent of the municipal wastewater dumped into the Delta comes from the Sacramento plant, which is the only major sewage treatment plant in the Delta

that has not installed -- or is not installing -- an advanced sewage treatment system. The exceptions include a much smaller plant in Discovery Bay and one of two plants in Rio Vista.

Sacramento is the source of nearly all of the ammonia in the Delta, regulators say.

In the past, regulators figured that so much fresh water flows down the Sacramento -- California's largest river -- that it would dilute the sewage discharges.

But the Delta's ecosystem is in severe decline and researchers are increasingly pointing at ammonia and its chemical sister, ammonium, as culprits that may be reducing the amount of food for fish.

"There has been a lot of research in the last few years on ammonia," said Ken Landau, assistant executive officer for the Central Valley Regional Water Quality Control Board, which is writing the sewage treatment plant's new permit. "It is not killing the big fish but it is inhibiting the growth of algae and part of the food chain."

A draft permit would require the agency to install filters to reduce giardia and cryptosporidium, protozoans that can cause intestinal illnesses, and cut ammonia discharges from 14 tons a day to 1 ton

Advertisement

Own a new computer for just \$29.99* per week!

And improve your credit score at the same time!



Give us a call today!

1-877-294-3988

*Prices start at \$29.99 but may vary by model.

Print Powered By FormatDynamics

CONTRA COSTA TIMES

ContraCostaTimes.com

a day.

Sacramento officials say they will have to replace chlorine-based disinfection with ultraviolet treatments to meet the conditions in the new permit.

The district's top manager said the improvement costs would boost the average residential sewer bill from about \$40 per month to \$80.

"We simply don't think it's a reasonable balance," said Stan Dean, district engineer for the sewer agency. "The gains in the water quality and the Delta ecosystem are largely speculative."

"Admittedly it's a judgment," Dean added. "If you are not a ratepayer, you're certainly entitled to a different opinion." "If money is no object, we should do everything. But, unfortunately, we don't have infinite money in our society."

For big water agencies around the state, the desire to see Sacramento better treat its wastewater comes from the hope that it will improve environmental conditions in the Delta enough to ease restrictions on water allocations.

The sewer plant has long been a concern for the Contra Costa Water District because of its effect on the water it supplies to some 550,000 Contra Costa residents.

Three years ago, the Concord-based district won a lawsuit -- now being appealed -- in which it said the Sacramento district did not adequately consider how Sacramento's expansion plans would affect water quality around Contra Costa and other water intakes.

The other water districts often repeat the mantra that they are not to blame for the environmental problems that led to new restrictions on their ability

to pump Delta water.

Look at the "other stressors," they say, pointing to invader fish species, the diminished food supply for fish and unregulated water withdrawals.

But Sacramento's treated sewage discharge tops their lists.

There is even a public-relations campaign called, "The Great Delta Toilet Bowl" to call attention to flushing into the Delta.

Sacramento officials responded with their own public relations drive, even commissioning a report early this year to demonstrate just how many fish the Delta pumps kill.

Scientists say the correct answer is "C," all of the above.

"Science supports the concept that there are multiple stressors affecting the Delta ecosystem but science also shows that the current nutrient loading (especially total ammonia) may be one of the most important of those stressors," wrote Cliff Dahm, lead scientist for the state's Delta science program.

The issues will be addressed at a hearing Thursday at 11020 Sun Center Dr., Suite 200 in Rancho Cordova.

As of last week, the Central Valley Regional Water Quality Control Board's governing board lacked a quorum due to vacancies. A spokesman for Gov. Arnold Schwarzenegger, Matt Connelly, said the governor's office had a goal of maintaining a quorum on all state panels but he could not say when appointments might be made.

Landau, the regional board's assistant executive officer, said that the hearing would take place in any

Advertisement

Help people in need.
Donate your car, boat or RV
Free Towing ■ Tax Deductible




FREE
3 day vacation to over
80 destinations.

Call Toll-Free
1-877-225-9384



Heritage
for the Blind

Print Powered By  **FormatDynamics**

CONTRA COSTA TIMES

ContraCostaTimes.com

case and if the board lacks a quorum the board members who are there would make a recommendation for the board to vote on once it has a sufficient number of members.

If a quorum is present, the board could approve or reject the draft permit, or modify it.

Advertisement



**Save \$26 a month
and lock in your price for ONE YEAR!**
Switch today! 1-877-866-8603

Print Powered By FormatDynamics

THIS PAGE
HAS
INTENTIONALLY
BEEN LEFT
BLANK
FOR PAGINATION

The Mercury News

MercuryNews.com

'Renaissance of the bay' continues with restoration of 330-acre former salt pond off Alviso

By Paul Rogers
progers@mercurynews.com

Posted: 12/03/2010 06:13:44 PM PST

Updated: 12/04/2010 04:13:34 AM PST

On Friday afternoon, at a remote spot along the levees on San Francisco Bay's southern edges, a small army of bulldozers, cranes and dump trucks clanked and rolled and dug.

Their job was elegant and noteworthy: To open a former industrial salt pond two miles north of Alviso back to bay waters for the first time since the 1940s, restoring an area the size of 250 football fields to tidal marshes for birds, fish and other wildlife that once dominated the landscape.

Graceful as the goals might have been, the reality was far messier.

Crews in hard hats scooped, pushed and shoveled vast piles of dripping, gray-black ooze with their machinery. The muddy clay, with a consistency of oatmeal, was dug from levees where it had been entombed since Franklin D. Roosevelt was president. For the first time in nearly 70 years, the muck was exposed to the sunlight -- producing thousands of tons of sticky, soupy earthen lava that caked immediately onto boots, tires and anything

else that touched it.

"It's all bay mud," said John Bourgeois, manager of the South Bay Salt Restoration Project, as he trudged along the levees. "You can see the difficulty working out here."

Ceremony on Monday

Monday, the project to reshape the former Cargill Salt pond known as A6 will come to completion with a ceremony sponsored by the U.S. Fish and Wildlife Service and California Coastal Conservancy.

Two huge "amphibious

excavators" -- essentially giant cranes that float, brought in from the swamps of Louisiana -- will tear through four spots in the levee, allowing bay waters to rush into restored channels and sloughs.

"The first few years, it will look like a lake. Then, you'll start to see vegetation popping up," said Austin Payne, regional engineer with Ducks Unlimited, which is helping manage the project. "And as more sediment starts to come in, it will look like a marsh."

Within five or 10 years, biologists expect, this area where Coyote Creek and Guadalupe Slough empty into the open bay should be teeming with herons, egrets, ducks, salmon, even sturgeon.

"In the summer, it looks like the surface of the moon," Payne said. "For me, it's very exciting to come from nothing to this."

The \$897,000 project, funded by federal stimulus money, is part of a larger effort to restore 20 miles of Cargill Salt ponds that line the South Bay shoreline from Hayward to San Jose to Redwood City back to natural conditions. It's the largest wetlands

Advertisement

Eat Great, Lose Weight!




© 2009 eDiets.com, Inc. All rights reserved. epicurious is a TM of Conde Nast Digital. Redbook is a TM of Hearst Communication, Inc.

Call **1-888-378-3151**
and get a **FREE** week of meals plus
a **BONUS \$25 gift!**

eDiets
fresh prepared
meal delivery

Rated #1 best-tasting
by epicurious.com
"Best bang for your buck!"
- Redbook

Print Powered By  FormatDynamics

The Mercury News

MercuryNews.com

restoration on the West Coast, on par with efforts to restore the Everglades and coastal Louisiana.

In 2003, the federal and state governments spent \$100 million to buy 16,500 acres from Cargill Salt, based in Newark. The goal: to turn back the clock a century and re-establish healthy marshes for wildlife, along with new trails for hikers, schoolchildren and bicyclists.

Wildlife responding

By the end of this year, roughly 20 former Cargill salt ponds that make up 3,081 acres in the South Bay and 1,400 acres in the North Bay near Napa will have been restored to tidal marsh, configured into shallow ponds for shorebirds, or be under construction.

That total of nearly 4,500 acres represents more than a quarter of the entire, massive Cargill transformation. Another 600 acres off Alviso and Hayward are set to be restored by 2012.

Wildlife is responding well in the early ponds, particularly three known as the "island ponds" near Alviso that were breached in 2006.

"We're seeing thousands of birds there," Bourgeois said. "At low tide, there are areas absolutely loaded with terns, herons, egrets, mallards and pelicans."

Still, serious hurdles remain.

The entire 50-year salt pond restoration project is estimated to cost \$1 billion, and government funding is expected to become more difficult in the coming years. Some ponds have mercury in the sediments that must be carefully monitored. Other areas can't be restored until the Army Corps of Engineers strengthens inner levees to protect against flooding.

And Friday's pond has been a favorite breeding spot for California gulls, which feed on garbage from Newby Island Landfill in Milpitas and kill shorebirds. Nobody knows where they will go after their hangout -- mostly dry in the summer -- is flooded four feet deep on Monday.

Nevertheless, as he scraped thick black mud from his boots Friday, Bourgeois smiled.

"We're very pleased with where we are," he said. "We are witnessing the renaissance of the bay."

Contact Paul Rogers at 408-920-5045.

Advertisement



SAVE up to **64%**

Plus, get

3 FREE Gifts



Special Code: 45069ZWN

To Order: www.OmahaSteaks.com/print71 or call 1-877-586-4455

Print Powered By FormatDynamics

latimes.com/business/la-fi-desalination-20101204,0,4922065.story

latimes.com

Californians need water, but desalination projects are bogged down

Officials blame the slow progress on red tape, a disorganized local industry and environmental opposition.

By Tiffany Hsu, Los Angeles Times

December 4, 2010

Chugging a cool glass of California tap? It could be seawater flowing from that faucet.

Desalination — the process of making salty water drinkable — is now producing a growing share of the national water supply as officials scramble to hydrate booming populations with dwindling fresh supply.

"The availability of water is lessening and the cost is going up, to the point that desalination in California is becoming viable as an option," said Paul Shoenberger, manager of the Mesa Consolidated Water District in Costa Mesa.

More than 15,000 plants are churning out tens of billions of drinkable gallons daily in more than 100 countries.

But desalination has been lagging in California, where water woes are especially dire, industry and government officials say. They blame the slow progress on a disorganized local industry, litigious environmentalists and a thorny approvals process.

Connecticut-based developer Poseidon Resources has been trying to build a \$650-million plant in Carlsbad, but the project has wallowed in red tape for more than a decade. It also has battled a dozen legal challenges.

The facility, which would sit beside the Encina Power Station, would churn out 50 million gallons of drinkable water a day — 10% of San Diego County's needs.

The facility may start construction in March, executives said. But for now, as Poseidon tries to untangle the red tape, a small pilot project on the site is producing about 40,000 gallons of drinkable water.

"Water is the lifeblood of Southern California, but the industry here has not evolved along with the growth in technology," said Scott Maloni, a vice president with Poseidon.

advertisement

OPEN UP A CADILLAC THIS HOLIDAY SEASON

0% APR
ON SELECT CADILLAC VEHICLES FOR QUALIFIED BUYERS

LOCATE A DEALER

Length of lease

After decades in development, desalination plants can now remove 99.9% of the salt content in water. The process is mostly used for seawater but can also apply to river water and irrigation runoff. In the last 15 years, the cost of some components has dropped 30%.

Although still not cheap, the cost of desalinated water has been cut by more than half since 1998, according to the U.S. Geological Survey. Some estimates peg the price of 1,000 gallons at roughly \$3, compared with pennies for the same amount of fresh water.

Most countries, including the U.S., use reverse osmosis, which pushes the water at high pressure through a membrane that separates the salt from the liquid. Another method, thermal desalination, is popular in the Middle East and involves evaporating the water to leave the salt behind.

Singapore officials market their desalination efforts as NeWater. The French Riviera, Spain and Israel are peppered with desalting facilities.

Every major city in drought-stricken Australia — which had no desalination plants five years ago — is now either constructing or operating one. Officials there acted "out of crisis and desperation," said water industry analyst Debra Coy, and now California "may not be too far behind."

Seawater desalination plants are in planning stages in Dana Point, Long Beach, Camp Pendleton and Redondo Beach, but some have met with resistance, particularly from critics who say the cost is too high.

An analysis this week from the California Division of Ratepayer Advocates estimated that customers in Monterey could see their water bills quadruple if a proposed facility there is built.

Some say it would be worth the cost. The state's natural water resources — such as the snow-capped Sierra Nevada mountains — are over-tapped, industry officials said. Los Angeles regularly leads the nation as the city running out of fresh water the fastest.

Desalination efforts in Southern California have been stymied by regulatory red tape and a disjointed industry. The cost and barriers to entry for desalination companies also remain very high. Such plants require hundreds of millions of dollars to build using complicated technology.

"It's not a start-up-friendly market," said Gibran Mursalin, a sales manager for Hydranautics, an Oceanside maker of desalination components.

And in California, permitting can be a slog. The process — sometimes called the 800-pound regulatory gorilla — involves state and regional water boards, air boards, environmental reviews and the state Coastal Commission.

Building a desalination plant on schedule in the state is a rarity. There's even been talk among industry officials of piping in water from plants in Mexico to avoid the complications.

"It's risky to go into desalination because the permitting is complicated, the planning structure is not there and the cost for a private company is significant," said Finn Nielsen, chairman of water supplier Veolia Water Solutions & Technologies USA.

Desalination plants have also faced strong objections from environmentalists.

Though industry supporters say desalination isn't as damaging to the environment as damming up rivers

or transporting fresh water across the state, the process still requires two gallons of seawater to make one fresh gallon. The machinery spews concentrated brine into the ocean and occasionally sucks up marine life.

And the saltier the water, the more energy it takes to make the liquid drinkable, leading some opponents to deride the end product as "bottled electricity." The cost of the power required to run the plants often constitutes more than half of the total operational cost.

The industry is investigating ways to maximize its energy efficiency, reaching out to start-ups for innovative ideas and experimenting with renewable energy to power facilities. In November the International Desalination Assn. met in Huntington Beach to discuss potential solutions.

Energy Recovery Inc. in San Leandro says its technology can reduce power use in desalination by 60%.

In the meantime, the industry is still waiting to take off, watching for any movement on the construction of the Poseidon plant in Carlsbad and a large Poseidon facility in Huntington Beach.

But few people are holding their breath. Some have started taking bets on when facilities in the state will break ground.

"Every year, we hear that construction will be next year, next year," Mursalin said. "But then next year, it's just another string of regulatory challenges. Who's going to want to commit resources to that?"

tiffany.hsu@latimes.com

Copyright © 2010, [Los Angeles Times](#)

THIS PAGE
HAS
INTENTIONALLY
BEEN LEFT
BLANK
FOR PAGINATION

The New York Times



December 2, 2010

Is It a Water-Rights Fee or a Backdoor Tax? Calif.'s High Court Will Decide

By COLIN SULLIVAN of

The California Supreme Court is set to hear oral arguments next week on a case that could undermine the state's ability to collect fees for water rights.

The state's highest court has scheduled the hearing for Tuesday, more than three years after briefs were filed in a legal fight that pits the powerful California Farm Bureau Federation against the California State Water Resources Control Board.

The suit, first filed by the farming group in 2003, alleges the board violated the U.S. Constitution and the state-passed Proposition 13 when it implemented a regulatory program that charges water-rights holders annual permit fees.

Attorneys for the farm federation argue the fee is a backdoor tax designed to circumvent Prop 13, which was passed in 1978 and forces the state Legislature to attain a two-thirds vote to enact new taxes. The group also sees a violation of the Constitution's Supremacy Clause because state regulators have collected funds for water permits from both federal and state sources.

An associate counsel for the farm federation, Carl Borden, recently advised members to consider not paying their bills in a document circulated on the group's website that addresses the case in detail. That advice is a departure from the group's recommendations in the past to members that urged them to protest the fees but still pay them, with an eye on a possible rebate if the court finds in their favor.

"A ruling by the state Supreme Court that the so-called fee is unconstitutional should compel the [water board], for the first time, to grant the protests and relieve water rights holders from having to pay," Borden said in the "Ag alert" document.

Borden went on to say that he expects a ruling from the court by year's end, because Chief Justice Ronald George is set to preside over the oral arguments next week before he retires Jan. 2.

But the state, through Attorney General and Gov.-elect Jerry Brown (D), maintains it has an open-and-shut case. Attorneys in the AG's office counter that the fees are a legitimate regulatory charge levied on an industry for benefits received -- namely, free water from the state.

"It was reasonable for the state to decide that the rest of us, meaning the public, shouldn't be paying for this water-rights program," said Molly Mosley, a deputy state attorney general. "It's a necessary evil to have regulation in the world."

Mosley went on to note that of the water board's \$400 million annual budget, about \$10 million comes from water rights holders. Those holders pay a nominal fee for the permits only to often turn around and sell the water at a higher price.

"We're just passing through the cost of regulating them," Mosley said, explaining that the contractors are considered "legal users" of the water, which makes them subject to a fee -- in the attorney general's view -- that does not fall under the umbrella of Prop 13.

Stage set for other challenges

Regardless of how the court rules, this initial skirmish over taxes and fees is likely to be a prelude to other legal challenges in the months and years ahead. That is because a separate ballot measure -- Proposition 26 -- that was passed by California voters in November specifically requires a two-thirds legislative vote for any new revenue raiser (whether called a fee or tax) whose funds are not used to directly regulate the entity charged.

Many environmental groups fear Prop 26, once it kicks in next year, will be used to attack all manner of environmental fees, including those to be implemented under the state's climate change law (A.B. 32) that limits greenhouse gas emissions starting in 2012.

In the same "Ag alert" document, an attorney who will represent the farm bureau at next week's hearing -- Daniel Kelly of Somach, Simmons & Dunn -- noted that voters recently affirmed their disdain for new taxes when they passed Prop 26, which he says gives credence to his position on water rights.

"With the proliferation of these fees, the California Supreme Court will now revisit the legitimacy of this new source of revenue and determine whether it squares with the voters' intent in passing Proposition 13," Kelly says.

Mosley, for her part, said Prop 26 does not apply to the suit over water rights fees, which was filed well before the statute ever passed. She added that the water-rights fee would face up to a Prop 26 challenge in any event.

"This is a classic regulatory fee," she said.

[Click here](#) to read a list of briefs filed in the case *California Farm Bureau Federation v. State Water Resources Control Board*.

Sullivan reported from San Francisco.

Copyright 2010 E&E Publishing. All Rights Reserved.

*For more news on energy and the environment, visit www.greenwire.com.
Greenwire is published by Environment & Energy Publishing. [Read More »](#)*

THIS PAGE
HAS
INTENTIONALLY
BEEN LEFT
BLANK
FOR PAGINATION

THE SACRAMENTO BEE sacbee.com

Viewpoints: Water wars hinder sound decision-making

Special to The Bee

Published Friday, Dec. 03, 2010

It is unfortunate that the wastewater discharge permit for the Sacramento Regional County Sanitation District is being updated in such a frenzied atmosphere. Normally, the Regional Water Quality Control Board would step through its procedures to update the permit and come out with requirements that protect our waterways in a reasonable manner.

However, California's water wars surrounding the Sacramento-San Joaquin Delta have escalated the politics, increased the stakes and ramped up the rhetoric and myths. In addition, the water board may or may not have a quorum on its hearing date Thursday, yet it still plans to hear the permit item – with or without a quorum, further complicating the decision-making process.

In this pressured environment the water board is stretching its discretion to the limit, and perhaps beyond its legal authority, by writing a very strict permit that is not supported by compelling, sound science. It is troubling that the strict permit mandates could cost the Sacramento region \$2 billion in new wastewater treatment processes, raising rates for homeowners from \$20 per month to about \$60 per month, with proportional increases on businesses.

The Delta ecosystem is suffering a serious collapse. However, there is still no consensus on the most important drivers in the declining health of the Delta. The effects of water exports, invasive species, habitat loss and water quality have all been cited. The newly formed Delta Stewardship Council will be making a renewed effort to prioritize the causes of the Delta decline, but this has not yet happened.

There are valid questions remaining. Is water quality 1 percent of the problem, 5 percent of the problem, 20 percent of the Delta problems? We simply don't know.

In some respects, the wastewater treatment plant improvements required by the permit are like a big experiment; try it and see if it works. If this experiment were to cost \$200 million, passing the price tag to Sacramento ratepayers might be acceptable; however, \$2 billion is another matter.

Despite efforts to pin blame for the Delta's decline on the ammonia in the sanitation district's discharge, the science on the issue is contradictory and incomplete. We do know, however, that we should remove about half of the ammonium we discharge today to protect future conditions in the Delta, because science has given us a clear answer to that question. This reduction would actually return ammonia concentrations in the Delta to levels that existed in the 1980s, long before the ecosystem problems we are experiencing today.

But the current draft permit goes much further by mandating the removal of all ammonia – although the impacts of that action have not been studied and the need to do so remains unproven.

The permit also requires expensive filtration and disinfection technology that would have little noticeable effect on conditions in the Delta.

The Sacramento Regional County Sanitation District has the job of protecting public health, protecting the environment and keeping costs to our ratepayers affordable.

The district takes these responsibilities seriously. Our 99.9 percent compliance rate and more than \$20 million investment in environmental efforts over the past decade clearly demonstrate our commitment to protecting the Sacramento River.

However, our responsibility to our ratepayers requires that we demand that regulatory actions be proven to be necessary, reasonable and based on sound and compelling science, as the Clean Water Act and California Water Code dictate.

Unfortunately, most of the water board's draft permit recommendations do not meet those criteria.

The Sacramento Regional County Sanitation District is not – as some have claimed – ignoring science or simply being obstinate.

We do, however, believe that it is our obligation to seek a reasonable balance between environmental protection and cost to ratepayers.

That is why we cannot support the regional board's draft permit recommendations.

© Copyright The Sacramento Bee. All rights reserved.

Stan Dean is district engineer for the Sacramento Regional County Sanitation District.

Hinkley residents get update on toxic plume

Joe Nelson, Staff Writer
San Bernardino County Sun

Posted: 12/02/2010 09:15:35 PM PST

Photo gallery: [Lahontan Water Board presentation in Hinkley](#)

HINKLEY - It seems as though everyone in this remote Mojave Desert town has a story about an ailment, and they all seem to wonder if contaminated water is the cause.

"I have rheumatoid arthritis, and I often wonder if that brought it on," said Shirley Archer, a Hinkley resident of 40 years.

Karen Dodd, 57, was born and raised in Hinkley, which is about 12 miles west of Barstow. She suffers from lupus and diverticulitis, a condition in which pouches form in the wall of the colon and get inflamed or infected. She said her daughter suffers from complications with her reproductive system.

And 46-year-old Ron Haeefe, another lifelong Hinkley resident, said he has a brain tumor and Reiter's Syndrome, which causes inflammation in the joints. He said his daughter was born with a deformed digestive tract and required emergency surgery immediately after birth. He refers to her as a "combat veteran."

They all believe Hinkley's long history of groundwater contamination is the source of their ills.

"This town has always had an issue with its water," Haeefe said.

They were among hundreds of Hinkley residents who congregated in the Hinkley School multipurpose room Wednesday night for a community meeting hosted by the Lahontan Regional Water Quality Control Board. Officials updated residents on efforts to contain a 2 1/2 mile long, 1 mile wide plume of groundwater tainted by the cancer-causing chemical hexavalent chromium, or chromium 6, which has plagued the small community's groundwater for decades.

One resident in attendance brought along her white pit bull mix afflicted with multiple tumors all over its body, tumors she believes were caused from her pet drinking contaminated water.

The contamination was first publicized during a 1996 court case in which Pacific Gas & Electric, which in the 1950s and 1960s deposited the chemically-laced water from its cooling tower into unlined ponds, settled with more than 600 residents for \$333 million. Many of the sick residents blamed the contaminated water for their myriad of ailments, including cancer, arthritis, and gastrointestinal and reproductive problems.

Erin Brockovich was working as a law clerk in the 1990s when she stumbled upon the landmark legal case that inspired the 2000 film "Erin Brockovich." She attended Wednesday's meeting, and plans to host a community meeting of her own at the school in early January.

She said when she first came to the town that made her famous nearly 20 years ago, complaints similar to those of Archer, Dodd and Haeefe were rife among residents.

Returning to Hinkley and seeing a similar scenario play out again after nearly two decades gave Brockovich an eerie feeling.

"To see the same symptoms and to see the same patterns, it's nerve-wracking," Brockovich said.

Lauri Kemper, assistant executive officer with the Lahontan Water Board, told residents that Lahontan will continue to monitor PG&E's progress and get updates on the groundwater contamination throughout December, then schedule another public meeting in late January to provide an update on the plume's boundaries.

The public can now review a draft of an environmental impact report (EIR) that has been prepared to address the environmental impacts of PG&E's plan to contain the plume and reduce the levels of chromium 6 in the groundwater supply. Part of that plan entails injecting ethanol into the groundwater, which transforms chromium 6 to harmless trivalent chromium.

The 30-day public comment period on the EIR closes Dec. 31. A final draft should be ready in late February, in which it will go

before the public again for a 45-day review period. Further revision will be made after that, and the board hopes to approve the final draft of the report on June 8, said Anne Holden, engineering geologist for the Lahontan Water Board.

Last month, PG&E expanded its homebuying program, informing residents it would consider buying their homes if they were interested. The utility has bought multiple properties over the years from residents, said Jeff Smith, PG&E spokesman.

He said a significant amount of residents have contacted PG&E since the letters went out last month.

"This has been a great opportunity for us to listen to the concerns of the people of Hinkley," Smith said.

When Brockovich returned to Hinkley last month, she took samples from 15 private wells not within the plume's designated boundary. Chromium 6 was found in all of them, Brockovich said.

She believes the plume boundary may be much bigger than what PG&E and the water board is making it out to be.

"That map is really an illusion," she said.

A state proposal setting maximum contaminant levels of chromium 6 to 0.06 parts per billion, Brockovich said, is a good first step at addressing the issue.

"I come back out here 20 years later, and PG&E is talking to people about buying their houses and they're giving out bottled water," she said. "I just can't believe it. It's shameful."

For more information, go to www.waterboards.ca.gov/lahontan, and click on to the PG&E Hinkley Chromium Cleanup.

joe.nelson@inlandnewspapers.com 909-386-3874

Close Window

Send To Printer

The Californian.com

Marina desalination plant gets green light

BY LESLIE GRIFFY • lgriffy@thecalifornian.com • December 2, 2010

A desalination plant could be coming to Marina, despite worries over its cost, a state commission decided today.

The plant would clean brackish water from wells along the coast south of the Salinas River for use in Monterey Peninsula cities, where a shortage of surface water and limits on using Carmel River water are longtime problems.

Some residents objected to the planned desalination plant, arguing that its costs would drive up prices for California American Water Co. customers.

Monterey County had forecast rates on the Peninsula would double to about \$95 per month per three-member household. Some advocates worried that the price could be even higher for customers that use more water. Supporters argued that a reliable water supply could boost development, thereby increasing jobs and housing in the area.

Today's 4 to 1 decision by the California Public Utilities Commission, however, simply signed off on construction of the regional system planned by Cal-Am, Marina Coast Water District and the county's water resources and pollution control boards.

The commission will take on the issue of water rates for customers in a separate hearing.

Under the desalination plan, the brackish water would be piped to the 10-million-gallon-per-day plant in the Armstrong Ranch area. The plant, 10-mile pipeline, wells and storage would cost from \$280 million to \$390 million to build, county officials have said.

The utilities commission capped the cost at \$297.5 million in its decision.

About two-thirds of the funding would come from bonds and other public sources.

The rest would be financed by California American Water.

The plant is targeted for completion by 2014.

"With our decision today we are meeting the critical water needs of the Monterey area, while protecting the environment and controlling ratepayer costs," said Public Utilities Commissioner Nancy E. Ryan.

The project is part of a larger regional water plan that includes conservation and aquifer storage.



Share this story

Advertisement

Mom Dilemma #36:
Your daughter insists on wearing her princess costume to the grocery store. Allow it or not?

YES, at least she's dressed!

NO, I have some rules!

momslike.me
where moms talk to moms

Print Powered By FormatDynamics

THIS PAGE
HAS
INTENTIONALLY
BEEN LEFT
BLANK
FOR PAGINATION

Imperial Valley Water Shortage: Tough Choices Ahead

By Krissy Clark, The California Report

December 8, 2010

The wet season arrived early this year for much of California, even as Lake Mead has dropped to record low levels. And that raises big questions for some Californians, especially farmers in the Imperial Valley who use the lion's share of water from the Colorado River. After an unrelenting 11 years of drought on the river, many in that naturally arid corner of the state are forced to confront their future.



[Enlarge this image](#)

Ethan Miller / Getty Images

Above: The white 'bathtub ring' on the rocks around Lake Mead is from mineral deposits left by higher levels of water.

As the unofficial ambassador for Imperial Valley farmers, Vince Brooke tours visitors around for the local irrigation district. Mostly, that's busloads of water wonks from various Western cities. And as they bounce along the bumpy roads, their comments can be less than diplomatic.

"We're water wasters, we're water hogs, the ag (agriculture) sponge," Brooke said, quoting some of the things he's overheard. "They think, 'this is kind of a waste of time, and a waste of water.'"

The water they're talking about is the Colorado River, the lifeblood of a billion-dollar agricultural industry in the Imperial Valley.

"This is the only source of water for the imperial valley. All the drinking water, all the agricultural water, this is it," said Doug Cox, who manages Imperial Dam.

It shunts Colorado River water into the All-American canal, which crosses 82 miles of desert just north of the Mexican border to reach Imperial Valley farms. When the dam and canal system were completed in the 1930s, they were considered one of the wonders of the world.

As one educational film from the era trumpeted, "The imperial valley, once dry and barren, with the help of water from the Colorado yields rich crops when irrigated!"

Now, around 90 percent of the vegetables that Americans eat in the winter are grown around here. Lettuce, potatoes, sweet corn, carrots, broccoli, cauliflower, as well as alfalfa and other forage crops.

Ralph Strahm's family has been farming here since right after World War I, around the time Western states divvied up water from the Colorado River. The strategy was pretty much "first come, first served," and Imperial Valley farmers got served a torrent. Priority rights to almost three-quarters of California's allotment. More water than what Arizona and Nevada received combined.

That was almost a century ago, but Strahm said there's still good reason so much water should go to farms like his.

"The rest of the nation is becoming a service economy, and the Imperial Valley is producing something," Strahm said. "So many of our jobs in the manufacturing industries have been exported away from the United States. We're keeping those jobs here."

But they're not keeping all the water here, anymore. Under pressure from federal officials, farmers have reluctantly given up some of it, to the more populous and powerful cities of Los Angeles and San Diego. Strahm points out a controversial result of that transfer while walking along an irrigation channel. He points to a big padlock securing a gate across the channel's mouth.

"That lock is to prevent water from being put on this field for the term of a fallowing contract," he explained. Growers fallowed about two percent of the valley's farmland this year. Cities pay thousands of dollars for each acre that has not been farmed. It can actually be cost effective for farmers right now, while crop prices are so low. But Strahm said it hurts the valley as a whole.

"The tractor salesman is hurt," Strahm said. "People that sell fertilizer and provide other services to farmers. They're impacted."

Compensation, for now, is going to those who've been hurt. And the fallowing program's only supposed to last a few years, while farmers make their irrigation systems more efficient.

But after 11 years of drought in the Colorado River Basin, Lake Mead, which supplies water to Imperial farmers and much of the Southwest, is at its lowest level ever. Add the expected effects of climate change, and models show a 50 percent chance it could dry up by 2057, unless current water use in the region changes drastically.

One obvious target for that change is agriculture in the Imperial Valley.

"We don't need our agriculture in the western U.S. to feed the population," said Doug Kenney, head of the Western Water Policy Program at the University of Colorado. "It's an important part of the economy, but if agriculture were to go away, life would go on in the western U.S. I imagine what will happen is money will flow from cities to farmers, and water will flow from farms to cities."

But he said both sides should be bracing for a bumpy and less than diplomatic ride.

[e! Science News](#)

New report: Don't blame the pill for estrogen in drinking water

Published: Wednesday, December 8, 2010 - 11:08

Contrary to popular belief, birth control pills account for less than 1 percent of the estrogens found in the nation's drinking water supplies, scientists have concluded in an analysis of studies published on the topic. Their report suggests that most of the sex hormone — source of concern as an endocrine disruptor with possible adverse effects on people and wildlife — enters drinking water supplies from other sources. The report appears in ACS' biweekly journal *Environmental Science & Technology*. Amber Wise, Kacie O'Brien and Tracey Woodruff note ongoing concern about possible links between chronic exposure to estrogens in the water supply and fertility problems and other adverse human health effects. Almost 12 million women of reproductive age in the United States take the pill, and their urine contains the hormone. Hence, the belief that oral contraceptives are the major source of estrogen in lakes, rivers, and streams. Knowing that sewage treatment plants remove virtually all of the main estrogen — 17 alpha-ethinylestradiol (EE2) — in oral contraceptives, the scientists decided to pin down the main sources of estrogens in water supplies.

Their analysis found that EE2 has a lower predicted concentration in U.S. drinking water than natural estrogens from soy and dairy products and animal waste used untreated as a farm fertilizer. And that all humans, (men, women and children, and especially pregnant women) excrete hormones in their urine, not just women taking the pill. Some research cited in the report suggests that animal manure accounts for 90 percent of estrogens in the environment. Other research estimates that if just 1 percent of the estrogens in livestock waste reached waterways, it would comprise 15 percent of the estrogens in the world's water supply.

Source: [American Chemical Society](#)

We hope you enjoyed reading this article. Share it with friends, pin it to a wall or at the very least recycle it! And don't forget, you can always find more of the same at e! Science News - <http://www.esciencenews.com>

THIS PAGE
HAS
INTENTIONALLY
BEEN LEFT
BLANK
FOR PAGINATION

EPA's Jackson Outlines New Chromium 6 Actions

Submitted by Sarah Langford on Wed, 12/22/2010 - 2:44pm
in



The Environmental Protection Agency will take a number of actions in the coming days to address chromium-6 in drinking water, EPA Administrator Lisa Jackson announced today.

The agency's actions include working with state and local officials to determine the spread of chromium-6, issuing guidance to water systems on monitoring and testing, and offering technical assistance to communities with the highest levels of the contaminant.

"It is clear that the first step is to understand the prevalence of this problem," EPA Administrator Lisa Jackson said in a [statement](#). "... EPA takes this matter seriously and we will continue to do all that we can, using good science and the law, to protect people's health and our environment."

The actions come in response to an Environmental Working Group report released Monday that found the compound in 31 cities nationwide. EPA's current total chromium standard, which includes chromium-6, is 0.1 mg/L (100 parts per billion). The agency's latest data shows no U.S. utilities are in violation of the standard.

In September, EPA released a draft risk assessment for chromium-6, to be reviewed by independent scientists and finalized in 2011. In a briefing with 10 U.S. senators yesterday, Jackson said that if the new science used in the draft risk assessment is verified by scientists, EPA will likely revise its drinking water regulations for chromium-6.

THIS PAGE
HAS
INTENTIONALLY
BEEN LEFT
BLANK
FOR PAGINATION