

CHINO BASIN WATERMASTER



NOTICE OF MEETING

Thursday, June 16, 2016

9:00 a.m. – Advisory Committee Meeting

AT THE CHINO BASIN WATERMASTER OFFICES
9641 San Bernardino Road
Rancho Cucamonga, CA 91730
(909) 484-3888

CHINO BASIN WATERMASTER

Thursday, June 16, 2016

9:00 a.m. – Advisory Committee Meeting

AGENDA

**CHINO BASIN WATERMASTER
ADVISORY COMMITTEE MEETING**

9:00 a.m. – June 16, 2016

WITH

Ms. Rosemary Hoerning, Chair

Mr. Brian Geye, Vice-Chair

At The Offices Of

Chino Basin Watermaster

9641 San Bernardino Road

Rancho Cucamonga, CA 91730

AGENDA

CALL TO ORDER

AGENDA - ADDITIONS/REORDER

I. CONSENT CALENDAR

Note: All matters listed under the Consent Calendar are considered to be routine and non-controversial and will be acted upon by one motion in the form listed below. There will be no separate discussion on these items prior to voting unless any members, staff, or the public requests specific items be discussed and/or removed from the Consent Calendar for separate action.

A. MINUTES

1. Minutes of the Advisory Committee Meeting held May 19, 2016 *(Page 1)*

B. FINANCIAL REPORTS

1. Cash Disbursements for the month of April 2016 *(Page 5)*
2. Watermaster VISA Check Detail for the month of April 2016 *(Page 17)*
3. Combining Schedule for the Period July 1, 2015 through April 30, 2016 *(Page 21)*
4. Treasurer's Report of Financial Affairs for the Period April 1, 2016 through April 30, 2016 *(Page 25)*
5. Budget vs. Actual Report for the Period July 1, 2015 through April 30, 2016 *(Page 29)*

C. CHINO BASIN WATERMASTER 37TH ANNUAL REPORT *(Page 47)*

Recommend that the Watermaster Board adopt the 37th Annual Report, along with filing a copy with the Court, subject to any necessary non-substantive changes.

II. BUSINESS ITEMS

A. CHINO BASIN WATERMASTER 2015/16 ASSESSMENT PACKAGE *(Page 49)*

Approve the Fiscal Year 2015/16 Assessment Package as presented, including no credit for Stormwater New Yield and postponing the assessment of Desalter Replenishment Obligation until the Court's consideration of the 2015 Safe Yield Reset Agreement.

B. LEVYING REPLENISHMENT AND ADMINISTRATIVE ASSESSMENTS *(Page 53)*

Recommend Board adoption of Resolution 2016-08 as presented.

C. SECOND AMENDMENT TO TASK ORDER NO. 1 (2013 RMPU AMENDMENT YIELD ENHANCEMENT PROJECTS – PLANNING, PERMITTING, AND DESIGN) (Page 61)

Recommend Board approval to amend Task Order No. 1 to reduce the Total Budgeted Cost, and to add the Declez project back to the list of projects.

D. CHINO BASIN WATERMASTER 2016 BUSINESS PLAN (INFORMATION ONLY) (Page 75)

III. REPORTS/UPDATES

A. LEGAL COUNSEL REPORT

1. July 29, 2016 Hearing
2. Order re Denial of Related Cases

B. ENGINEER REPORT

1. Watermaster Model Update and Required Demonstrations
 - a. Evaluation of the Cumulative Effects of Transfers
 - b. Evaluation of the Balance of Recharge and Discharge
 - c. Assessment of Adequate Replenishment Capacity
2. 2015 annual report to SWRCB on diversions for recharge
3. Technical support for IEUA grant applications
4. Administrative-draft of 2015 annual report of the GLMC

C. CFO REPORT

1. None

D. GM REPORT

1. Volume Vote
2. 2015/16 Water Transactions
3. Recharge Investigations and Projects Committee (RIPCom) Agenda
4. Other

E. INLAND EMPIRE UTILITIES AGENCY (Page 83)

1. MWD Update
2. State and Federal Legislative Reports
3. Public Outreach and Communication Report

F. OTHER METROPOLITAN MEMBER AGENCY REPORTS

IV. INFORMATION

1. Cash Disbursements for May 2016 (Page 99)

V. COMMITTEE MEMBER COMMENTS

VI. OTHER BUSINESS

VII. CONFIDENTIAL SESSION - POSSIBLE ACTION

Pursuant to the Advisory Committee Pool Rules & Regulations, a Confidential Session may be held during the Watermaster Pool meeting for the purpose of discussion and possible action.

VIII. FUTURE MEETINGS AT WATERMASTER

- ~~6/16/16 Thu 8:00 a.m. Appropriative Pool Strategic Planning (CANCELLED)~~
- 6/16/16 Thu 9:00 a.m. Advisory Committee Meeting
- 6/16/16 Thu 9:30 a.m. Recharge Investigations and Projects Committee (RIPCom)
- 6/23/16 Thu 11:00 a.m. Watermaster Board Meeting

ADJOURNMENT

THIS PAGE
HAS
INTENTIONALLY
BEEN LEFT
BLANK
FOR PAGINATION

CHINO BASIN WATERMASTER

I. CONSENT CALENDAR

A. MINUTES

1. Advisory Committee Meeting held on May 19, 2016

DRAFT MINUTES
CHINO BASIN WATERMASTER
ADVISORY COMMITTEE MEETING

May 19, 2016

The Advisory Committee meeting was held at the offices of the Chino Basin Watermaster located at 9641 San Bernardino Road, Rancho Cucamonga, CA on May 19, 2016.

ADVISORY COMMITTEE MEMBERS PRESENT

APPROPRIATIVE POOL

Rosemary Hoerning (Chair)	City of Upland
Todd Corbin	Jurupa Community Services District
Teri Layton	San Antonio Water Company
Josh Swift	Fontana Water Company
Cris Fealy	Fontana Union Water Company
Darron Poulsen	City of Pomona
Ryan Shaw for Scott Burton	City of Ontario
Jo Lynne Russo-Pereyra for Marty Zvirbulis	Cucamonga Valley Water District
Gil Aldaco for Dave Crosley	City of Chino

NON-AGRICULTURAL POOL

Brian Geye (Vice-Chair)	Auto Club Speedway
-------------------------	--------------------

AGRICULTURAL POOL

Jeff Pierson (2 nd Vice-Chair)	Crops
Pete Hall	State of California – CIM
Lawrence Dimock	State of California – CIM

WATERMASTER BOARD MEMBERS PRESENT

Bob Kuhn	Three Valleys Municipal Water District
Bob Bowcock	Calmat Company (Vulcan Materials Co.)

WATERMASTER STAFF PRESENT

Peter Kavounas	General Manager
Joseph Joswiak	Chief Financial Officer
Anna Truong	Recording Secretary

WATERMASTER CONSULTANTS PRESENT

Brad Herrema	Brownstein Hyatt Farber Schreck, LLP
Mark Wildermuth	Wildermuth Environmental, Inc.
Andy Malone	Wildermuth Environmental, Inc.

OTHERS PRESENT

Bill Leever	Inland Empire Utilities Agency
Richard Rees	AMEC
Sheri Rojo	Fontana Water Company
John Rossi	Western Municipal Water District
Eric Tarango	Fontana Water Company
Chad Blais	City of Norco
Shaun Stone	Inland Empire Utilities Agency
Raul Garibay	City of Pomona

CALL TO ORDER

Chair Hoerning called the Advisory Committee meeting to order at 9:06 a.m.

AGENDA - ADDITIONS/REORDER

None

I. CONSENT CALENDAR

A. MINUTES

1. Minutes of the Advisory Committee Meeting held March 17, 2016

B. FINANCIAL REPORTS

1. Cash Disbursements for the month of February 2016
2. Watermaster VISA Check Detail for the month of February 2016
3. Combining Schedule for the Period July 1, 2015 through February 29, 2016
4. Treasurer's Report of Financial Affairs for the Period February 1, 2016 through February 29, 2016
5. Budget vs. Actual Report for the Period July 1, 2015 through February 29, 2016
6. Cash Disbursements for the month of March 2016
7. Watermaster VISA Check Detail for the month of March 2016
8. Combining Schedule for the Period July 1, 2015 through March 31, 2016
9. Treasurer's Report of Financial Affairs for the Period March 1, 2016 through March 31, 2016
10. Budget vs. Actual Report for the Period July 1, 2015 through March 31, 2016

C. WATER TRANSACTIONS

1. Notice of Sale or Transfer – The purchase of 1,200.000 acre-feet of water from Santa Ana River Water Company (SARWCo) by Jurupa Community Services District (JCSD). This purchase is made from SARWCo's Annual Production Right / Operating Safe Yield first, then any additional from storage. In addition, JCSD will purchase 99.000 acre-feet of water from SARWCo's excess carryover account. Date of application: March 15, 2016.
2. Notice of Sale or Transfer - The purchase of 1000.000 acre-feet of water from San Antonio Water Company by the City of Upland. This purchase is made from San Antonio Water Company's Annual Production Right/Operating Safe Yield first, then any additional from storage. The City of Upland is utilizing this transaction to produce its San Antonio Water Company shares. Date of application: January 22, 2016.

D. FINANCING PLAN FOR THE 2013 AMENDMENT TO THE 2010 RMPU

Approve, and recommend to the Watermaster Board to approve, the Financing Plan for the 2013 RMPU.

E. MASTER RECHARGE FACILITIES FINANCING AGREEMENT BETWEEN CHINO BASIN REGIONAL FINANCING AUTHORITY, INLAND EMPIRE UTILITIES AGENCY, AND CHINO BASIN WATERMASTER

Approve, and recommend to Watermaster Board to approve, the Master Recharge Facilities Financing Agreement.

F. PROPOSITION 1 – GROUNDWATER GRANT

Recommend to the Watermaster Board to adopt Resolution No. 2016-04, authorizing the Chino Basin Regional Financing Authority to submit a grant application for a Proposition 1 Groundwater Grant for Chino Basin Improvements and the Groundwater Cleanup Project.

G. PROPOSITION 1 – STORMWATER GRANT

Recommend to Watermaster Board to adopt Resolution No. 2016-05, authorizing the Chino Basin Regional Financing Authority to submit a grant application for a Proposition 1 Stormwater Grant for the implementation of the Wineville Basin, Jurupa Basin, RP-3 Basin Improvements, and Pumping and Conveyance System Project.

H. CLEAN WATER STATE REVOLVING FUND LOAN PROGRAM

Recommend to Watermaster Board to adopt Resolution No. 2016-06, authorizing the Inland Empire Utilities Agency to apply, through the Chino Basin Regional Financing Authority, for State Revolving Fund Loan for the preliminary planning and design costs of 2013 RMPU projects.

I. REVENUE PLEDGE TO STATE REVOLVING FUND FINANCING

Recommend to Watermaster Board to adopt Resolution No. 2016-07, dedicating net revenues from Debt Service assessments to payment of Watermaster's share of the State Revolving Fund and/or Water Recycling Funding Program financing.

J. FIRST AMENDMENT TO THE MASTER COST SHARING AGREEMENT BETWEEN CHINO BASIN WATERMASTER AND INLAND EMPIRE UTILITIES AGENCY

Approve, and recommend to the Watermaster Board to approve, the first amendment to the agreement made to the Master Cost Sharing Agreement between CBWM and IEUA.

(0:00:32)

Motion by Mr. Jeff Pierson, seconded by Mr. Ryan Shaw, and by unanimous vote

Moved to approve the Consent Calendar as presented.

II. BUSINESS ITEMS**A. BUDGET AMENDMENT FORM A-16-04-01**

Approve the Budget Amendment Form (A-16-04-01) for FY 2015/16 in the amount of \$250,000 for the increased cost associated with the Safe Yield Redetermination and Reset, as presented.

(0:00:49) Chair Hoerning asked if the Committee would like to hear the Budget Amendment report. The Committee declined as it was already given at the May 12, 2016 Pool meetings.

(0:01:27)

Motion by Mr. Ron Craig, seconded by Mr. Darron Poulsen, and by unanimous vote

Moved to approve the Business Item II.A. as presented.

B. WATERMASTER FISCAL YEAR 2016/17 PROPOSED BUDGET

Approve the Proposed FY 2016/17 Budget as presented.

(0:01:46) Chair Hoerning asked if the Committee would like to hear the FY 2016/17 Proposed Budget presentation. The Committee declined as it was already given at the May 12, 2016 Pool meetings.

(0:02:13)

Motion by Mr. Jeff Pierson, seconded by Ms. Jo Lynne Russo-Pereyra, and by unanimous vote

Moved to approve the Business Item II.B. as presented.

III. REPORTS/UPDATES

A. LEGAL COUNSEL REPORT

1. June 10, 2016 Hearing
2. Amended Notice of Related Case No. CIVDS1601994

(0:02:47) Mr. Herrema gave a report.

B. ENGINEER REPORT

1. Adaptive Management Plan for the Prado Basin Habitat Sustainability Program
2. Ground-Level Monitoring Committee Update

(0:06:42) Mr. Malone gave a report. A discussion ensued.

C. CFO REPORT

1. Fiscal Year 2015/16 Second Assessment

(0:07:54) Mr. Joswiak gave a report.

D. GM REPORT

1. RMPU Grant Funding – CBWM Letter
2. SGMA Update
3. Replenishment Water
4. Other

(0:09:19) Mr. Kavounas gave a report and added an item regarding final assessments for Fiscal Year 2015/16, Production Year 2014/15, indicating that the package will be distributed in June 2016 for approval under existing rules since the Safe Yield Reset Agreement has yet to be heard by the Court. He also announced the Assessment Package Workshop will be held at Watermaster at 10:00 a.m. on June 7, 2016. A discussion ensued.

E. INLAND EMPIRE UTILITIES AGENCY

1. MWD Update
2. State and Federal Legislative Reports
3. Public Outreach and Communication Report
4. Groundwater Recharge and Operations Update (Presentation)

(0:16:00) Mr. Chris Berch gave a report.

(0:19:51) Mr. Bill Leever gave a presentation on Groundwater Recharge and Operations Update. A discussion ensued.

F. OTHER METROPOLITAN MEMBER AGENCY REPORTS

(0:28:09) Mr. John Rossi of Western Municipal Water District gave a report. A discussion ensued.

IV. INFORMATION

1. Cash Disbursements for April 2016
2. RMPU Status Report
3. Ground Level Monitoring Report
4. Update on South Archibald and Chino Airport Plumes

CHINO BASIN WATERMASTER

I. CONSENT CALENDAR

B. FINANCIAL REPORTS

1. Cash Disbursements for the month of April 2016
2. Watermaster VISA Check Detail for the month of April 2016
3. Combining Schedule for the Period July 1, 2015 through April 30, 2016
4. Treasurer's Report of Financial Affairs for the Period April 1, 2016 through April 30, 2016
5. Budget vs. Actual Report for the Period July 1, 2015 through April 30, 2016



CHINO BASIN WATERMASTER

9641 San Bernardino Road, Rancho Cucamonga, Ca 91730
Tel: 909.484.3888 Fax: 909.484.3890 www.cbwm.org

PETER KAVOUNAS, P.E.
General Manager

STAFF REPORT

DATE: June 16, 2016
TO: Advisory Committee Members
SUBJECT: Cash Disbursement Report - Financial Report B1 (April 30, 2016)

SUMMARY

Issue: Record of Cash Disbursements for the month of April 30, 2016.

Recommendation: Receive and file Cash Disbursements for April 30, 2016 as presented.

Financial Impact: Funds disbursed were included in the FY 2015/16 "Amended" Watermaster Budget.

Future Consideration

Advisory Committee: June 16, 2016; Receive and File

Watermaster Board: June 23, 2016; Receive and File (Normal Course of Business)

ACTIONS:

June 9, 2016 – Appropriative Pool – Unanimously approved

June 9, 2016 – Non-Agricultural Pool – Moved unanimously to receive and file, without approval

June 9, 2016 – Agricultural Pool – Unanimously approved

June 16, 2016 – Advisory Committee –

June 23, 2016 – Watermaster Board –

BACKGROUND

A monthly cash disbursement report is provided to keep all members apprised of Watermaster expenditures.

DISCUSSION

Total cash disbursements during the month of April 2016 were \$469,838.07.

The most significant expenditures during the month were to Brownstein Hyatt Farber Schreck in the amount of \$103,600.32 (check number 19321 dated April 7, 2016); and Inland Empire Utilities Agency in the amount of \$197,976.87 (check number 19327 dated April 7, 2016).

ATTACHMENTS

1. Financial Report - B1

CHINO BASIN WATERMASTER
Cash Disbursements For The Month of
April 2016

Financial Report - B1

Type	Date	Num	Name	Memo	Account	Paid Amount
Bill Pmt -Check	04/07/2016	19320	APPLIED COMPUTER TECHNOLOGIES	2665	1012 · Bank of America Gen'l Ckg	
Bill	03/31/2016	2665		Database Consulting Services - March 2016	6052.2 · Applied Computer Technol	3,319.00
TOTAL						3,319.00
Bill Pmt -Check	04/07/2016	19321	BROWNSTEIN HYATT FARBER SCHRECK		1012 · Bank of America Gen'l Ckg	
Bill	02/29/2016	633506		633506	6907.44 · SGMA Compliance	27,426.50
Bill	02/29/2016	633507		633507	6907.42 · Safe Yield Recalculation	26,284.50
Bill	02/29/2016	633508		633508	6907.39 · Recharge Master Plan	1,408.00
Bill	02/29/2016	633509		633509	6071 · BHFS Legal - Court Coordination	8,013.50
Bill	02/29/2016	633510		633510	8575 · BHFS Legal - Non-Ag Pool	1,530.00
Bill	02/29/2016	633511		633511	8475 · BHFS Legal - Agricultural Pool	1,530.00
Bill	02/29/2016	633512		633512	8375 · BHFS Legal - Appropriative Pool	1,530.00
Bill	02/29/2016	633513		633513	6375 · BHFS Legal - Board Meeting	6,570.50
Bill	02/29/2016	633514		633514	6275 · BHFS Legal - Advisory Committee	1,020.00
				Expenses	6275 · BHFS Legal - Advisory Committee	35.31
Bill	02/29/2016	633515		633515	6907.34 · Santa Ana River Water Rights	1,648.00
Bill	02/29/2016	633516		Personnel	6073 · BHFS Legal - Personnel Matters	13,405.00
				Alvarez-CalPERS	6073 · BHFS Legal - Personnel Matters	616.00
				Expenses	6073 · BHFS Legal - Personnel Matters	20.72
Bill	02/29/2016	633517		633517	6078 · BHFS Legal - Miscellaneous	12,330.00
				Expenses	6078 · BHFS Legal - Miscellaneous	11.67
				Expenses	6375 · BHFS Legal - Board Meeting	150.00
				Expenses	6078 · BHFS Legal - Miscellaneous	35.31
				Expenses	8375 · BHFS Legal - Appropriative Pool	11.77
				Expenses	8475 · BHFS Legal - Agricultural Pool	11.77
				Expenses	8575 · BHFS Legal - Non-Ag Pool	11.77
TOTAL						103,600.32
Bill Pmt -Check	04/07/2016	19322	BUSINESS TELECOMMUNICATION SYSTEMS IN 10603		1012 · Bank of America Gen'l Ckg	
Bill	04/01/2016	10603		1 year support plan - ShoreTel phone system	6054 · Computer Software	1,787.00
TOTAL						1,787.00
Bill Pmt -Check	04/07/2016	19323	CHARTER COMMUNICATIONS	8245100651455350	1012 · Bank of America Gen'l Ckg	
Bill	04/04/2016	8245100651455350		3406/16-5/05/16	6053 · Internet Expense	64.99
TOTAL						64.99
Bill Pmt -Check	04/07/2016	19324	CHEF DAVE'S CAFE & CATERING		1012 · Bank of America Gen'l Ckg	
Bill	03/30/2016	5934		Lunch for 2/25/16 Watermaster Board meeting	6312 · Meeting Expenses	769.40
Bill	03/30/2016	5989		Lunch for 3/24/16 Watermaster Board meeting	6312 · Meeting Expenses	526.40

CHINO BASIN WATERMASTER
Cash Disbursements For The Month of
April 2016

Financial Report - B1

	<u>Type</u>	<u>Date</u>	<u>Num</u>	<u>Name</u>	<u>Memo</u>	<u>Account</u>	<u>Paid Amount</u>
TOTAL							1,295.80
	Bill Pmt -Check	04/07/2016	19325	COSTCO WHOLESale	7003-7309-1000-2744	1012 · Bank of America Gen'l Ckg	
	Bill	03/26/2016	7003730910002744		Annual membership #331700781020	6111 · Membership Dues	165.00
TOTAL							165.00
	Bill Pmt -Check	04/07/2016	19326	FEDAK & BROWN LLP	Audit Services	1012 · Bank of America Gen'l Ckg	
	Bill	03/31/2016			Progress billing - March 2016	6062 · Audit Services	4,632.00
TOTAL							4,632.00
	Bill Pmt -Check	04/07/2016	19327	INLAND EMPIRE UTILITIES AGENCY	90017850	1012 · Bank of America Gen'l Ckg	
	Bill	03/31/2016	90017850		Groundwater Recharge O&M Cost Reimbursement	7206 · Comp Recharge-O&M	197,976.87
TOTAL							197,976.87
	Bill Pmt -Check	04/07/2016	19328	PARK PLACE COMPUTER SOLUTIONS, INC.	510	1012 · Bank of America Gen'l Ckg	
	Bill	03/31/2016	510		IT Consulting Services - March, 2016	6052.1 · Park Place Comp Solutn	3,000.00
TOTAL							3,000.00
PS	Bill Pmt -Check	04/07/2016	19329	PAYCHEX	2016033100	1012 · Bank of America Gen'l Ckg	
	Bill	03/26/2016	2016033100		Payroll services - March 2016	6012 · Payroll Services	399.72
TOTAL							399.72
	Bill Pmt -Check	04/07/2016	19330	PRINTING RESOURCES	62993	1012 · Bank of America Gen'l Ckg	
	Bill	03/18/2016	62993		#10 self sealing envelopes w/logo	6031.7 · Other Office Supplies	244.60
TOTAL							244.60
	Bill Pmt -Check	04/07/2016	19331	PUBLIC EMPLOYEES' RETIREMENT SYSTEM	Payor #3493	1012 · Bank of America Gen'l Ckg	
	Bill	04/04/2016	1394905143		Annual Unfunded Accrued Liability	60180 · Employers PERS Expense	3,077.00
TOTAL							3,077.00
	Bill Pmt -Check	04/07/2016	19332	READY REFRESH BY NESTLE	0023230253	1012 · Bank of America Gen'l Ckg	
	Bill	03/30/2016	0023230253		Office Water Bottle - March 2016	6031.7 · Other Office Supplies	98.85
TOTAL							98.85
	Bill Pmt -Check	04/07/2016	19333	RR FRANCHISING, INC.	20126	1012 · Bank of America Gen'l Ckg	
	Bill	04/01/2016	20126		Janitorial services - April 2016	6024 · Building Repair & Maintenance	740.00
TOTAL							740.00
	Bill Pmt -Check	04/07/2016	19334	UNION 76	7076-2245-3035-5049	1012 · Bank of America Gen'l Ckg	
	Bill	03/26/2016	7076224530355049		Vehicle fuel - March 2016	6175 · Vehicle Fuel	152.31

CHINO BASIN WATERMASTER
Cash Disbursements For The Month of
April 2016

Financial Report - B1

	<u>Type</u>	<u>Date</u>	<u>Num</u>	<u>Name</u>	<u>Memo</u>	<u>Account</u>	<u>Paid Amount</u>
TOTAL							152.31
	Bill Pmt -Check	04/07/2016	19335	VISION SERVICE PLAN	00-101789-0001	1012 · Bank of America Gen'l Ckg	
	Bill	03/30/2016	001017890001		Vision insurance premium - April 2016	60182.2 · Dental & Vision Ins	85.60
TOTAL							85.60
	Bill Pmt -Check	04/07/2016	19336	YUKON DISPOSAL SERVICE	08-K2 213849	1012 · Bank of America Gen'l Ckg	
	Bill	04/01/2016	08-k2 213849		Disposal service - April 2016	6024 · Building Repair & Maintenance	111.57
TOTAL							111.57
	General Journal	04/07/2016	04/07/2016	Payroll and Taxes for 03/27/16-04/06/16	Payroll and Taxes for 03/27/16-04/06/16	1012 · Bank of America Gen'l Ckg	
					Payroll Check for 03/27/16-04/06/16	1012 · Bank of America Gen'l Ckg	1,184.88
					Payroll Taxes for 03/27/16-04/06/16	1012 · Bank of America Gen'l Ckg	380.83
				ICMA-RC	457(f) Employee Deduction for 03/27/16-04/06/16	1012 · Bank of America Gen'l Ckg	66.00
				ICMA-RC	401(a) Employee Deduction for 03/27/16-04/06/16	1012 · Bank of America Gen'l Ckg	28.83
TOTAL							1,660.54
69	General Journal	04/09/2016	04/09/16	Payroll and Taxes for 03/27/16-04/09/16	Payroll and Taxes for 03/27/16-04/09/16	1012 · Bank of America Gen'l Ckg	
					Direct Deposits for 03/27/16-04/09/16	1012 · Bank of America Gen'l Ckg	19,473.09
					Payroll Taxes for 03/27/16-04/09/16	1012 · Bank of America Gen'l Ckg	6,539.79
					Payroll Checks for 03/27/16-04/09/16	1012 · Bank of America Gen'l Ckg	241.43
				ICMA-RC	457(f) Employee Deduction for 03/27/16-04/09/16	1012 · Bank of America Gen'l Ckg	3,324.52
				ICMA-RC	401(a) Employee Deduction for 03/27/16-04/09/16	1012 · Bank of America Gen'l Ckg	945.28
TOTAL							30,524.11
	Check	04/15/2016	04/15/2016	Service Charge	Service Charge	1012 · Bank of America Gen'l Ckg	
					Service Charge	6039.1 · Banking Service Charges	443.23
TOTAL							443.23
	Bill Pmt -Check	04/15/2016	ACH 041516	PUBLIC EMPLOYEES' RETIREMENT SYSTEM	Payor #3493	1012 · Bank of America Gen'l Ckg	
	General Journal	04/07/2016	04/07/2016	PUBLIC EMPLOYEES' RETIREMENT SYSTEM	CalPERS Retirement for 03/27/16-04/06/16	2000 · Accounts Payable	180.92
	General Journal	04/09/2016	04/07/2016	PUBLIC EMPLOYEES' RETIREMENT SYSTEM	CalPERS Retirement for 03/27/16-04/09/16	2000 · Accounts Payable	5,343.90
TOTAL							5,524.82
	Bill Pmt -Check	04/21/2016	19337	MAURIZIO, DANIELLE	Expense Reimbursement	1012 · Bank of America Gen'l Ckg	
	Bill	03/31/2016			Reimbursement for expenses	6016 · New Employee Search Costs	50.82
TOTAL							50.82
	Bill Pmt -Check	04/22/2016	19338	ACWA JOINT POWERS INSURANCE AUTHORITY	0407488	1012 · Bank of America Gen'l Ckg	
	Bill	04/14/2016	0407488		Prepayment - May 2016	1409 · Prepaid Life, BAD&D & LTD	202.95

CHINO BASIN WATERMASTER
Cash Disbursements For The Month of
April 2016

Financial Report - B1

Type	Date	Num	Name	Memo	Account	Paid Amount
				April 2016	60191 · Life & Disab.Ins Benefits	113.63
TOTAL						<u>316.58</u>
Bill Pmt -Check	04/22/2016	19339	BANK OF AMERICA	XXXX-XXXX-XXXX-9341	1012 · Bank of America Gen'l Ckg	
Bill	03/31/2016	XXXX-XXXX-XXXX-9341		Purchase miscellaneous office supplies	6031.7 · Other Office Supplies	237.28
				Purchase keyboard and mouse for GM	6055 · Computer Hardware	34.66
				Purchase adapter for CFO laptop	6055 · Computer Hardware	14.69
				Purchase miscellaneous office supplies	6031.7 · Other Office Supplies	593.83
				Purchase wireless mouse for GM	6055 · Computer Hardware	12.67
				Lunch for court prep meeting	6906.73 · OBMP-Safe Yield Recalculation	126.11
				Purchase wireless mouse for office	6055 · Computer Hardware	10.57
				Dessert for court prep meeting	6906.73 · OBMP-Safe Yield Recalculation	2.95
				Purchase uniform shirts for staff	6154 · Uniforms	74.32
				Place ad for open position	6016 · New Employee Search Costs	196.58
				Place ad for open position	6016 · New Employee Search Costs	293.89
				Purchase uniform shirts for staff	6154 · Uniforms	65.78
				Purchase miscellaneous office supplies	6031.7 · Other Office Supplies	259.34
				Place ad for open position	6016 · New Employee Search Costs	172.01
				Reg. for PK-attend the ACWA Spring Conference	6191 · Conferences - General	683.12
				Lunch for Ag Pool Meeting prep	8412 · Meeting Expenses	100.84
				Replenish fastrak account	6174 · Public Transportation	29.49
				PK meeting w/Board member Tom Thomas	6312 · Meeting Expenses	37.54
				IAAP Membership for B. Ruiz	6111 · Membership Dues	138.59
				Copy paper	6031.1 · Copy Paper	67.92
TOTAL						<u>3,152.18</u>
Bill Pmt -Check	04/22/2016	19340	BOWCOCK, ROBERT	Board Member Compensation	1012 · Bank of America Gen'l Ckg	
Bill	03/24/2016	3/24 Board Mtg		3/24/16 Board Meeting	6311 · Board Member Compensation	125.00
TOTAL						<u>125.00</u>
Bill Pmt -Check	04/22/2016	19341	BOWMAN, JIM	Board Member Compensation	1012 · Bank of America Gen'l Ckg	
Bill	03/24/2016	3/24 Board Mtg		3/24/16 Board Meeting	6311 · Board Member Compensation	125.00
TOTAL						<u>125.00</u>
Bill Pmt -Check	04/22/2016	19342	CALPERS	1394905143	1012 · Bank of America Gen'l Ckg	
Bill	04/19/2016	1394905143		1394905143	60182.1 · Medical Insurance	8,384.05
TOTAL						<u>8,384.05</u>
Bill Pmt -Check	04/22/2016	19343	CORELOGIC INFORMATION SOLUTIONS	81680955	1012 · Bank of America Gen'l Ckg	
Bill	03/31/2016	81680955		81680955	7103.7 · Grdwtr Qual-Computer Svc	62.50

P10

CHINO BASIN WATERMASTER
Cash Disbursements For The Month of
April 2016

Financial Report - B1

Type	Date	Num	Name	Memo	Account	Paid Amount
				81680955	7101.4 · Prod Monitor-Computer	62.50
TOTAL						125.00
Bill Pmt -Check	04/22/2016	19344	CUCAMONGA VALLEY WATER DISTRICT	Lease due May 1, 2016	1012 · Bank of America Gen'l Ckg	
Bill	04/18/2016			Lease due May 1, 2016	1422 · Prepaid Rent	6,371.16
TOTAL						6,371.16
Bill Pmt -Check	04/22/2016	19345	CURATALO, JAMES	Board Member Compensation	1012 · Bank of America Gen'l Ckg	
Bill	03/17/2016	3/17 Personnel Comm		3/17/16 Personnel Committee Meeting	6311 · Board Member Compensation	125.00
Bill	03/23/2016	3/23 Admin Mtg		3/23/16 Administrative Meeting	6311 · Board Member Compensation	125.00
Bill	03/24/2016	3/24 Board Mtg		3/24/16 Board Meeting	6311 · Board Member Compensation	125.00
TOTAL						375.00
Bill Pmt -Check	04/22/2016	19346	DE BOOM, NATHAN	Ag Pool Member Compensation	1012 · Bank of America Gen'l Ckg	
Bill	03/10/2016	3/10 Ag Pool Mtg		Ag Pool Member Compensation	8411 · Compensation	25.00
				3/10/16 Ag Pool Meeting	8470 · Ag Meeting Attend -Special	100.00
Bill	03/23/2016	3/23 Special Ag Mtg		Ag Pool Member Compensation	8411 · Compensation	25.00
				3/23/16 Special Ag Pool Meeting	8470 · Ag Meeting Attend -Special	100.00
TOTAL						250.00
Bill Pmt -Check	04/22/2016	19347	DE HAAN, HENRY	Ag Pool Member Compensation	1012 · Bank of America Gen'l Ckg	
Bill	03/10/2016	3/10 Ag Pool Mtg		Ag Pool Member Compensation	8411 · Compensation	25.00
				3/10/16 Ag Pool Meeting	8470 · Ag Meeting Attend -Special	100.00
TOTAL						125.00
Bill Pmt -Check	04/22/2016	19348	EGOSCUE LAW GROUP	11223	1012 · Bank of America Gen'l Ckg	
Bill	03/31/2016	11223		Ag Pool Legal Services - March 2016	8467 · Ag Legal & Technical Services	19,167.50
TOTAL						19,167.50
Bill Pmt -Check	04/22/2016	19349	ELIE, STEVEN	Board Member Compensation	1012 · Bank of America Gen'l Ckg	
Bill	03/03/2016	3/03 Admin Mtg		3/03/16 Administrative Mtg	6311 · Board Member Compensation	125.00
Bill	03/17/2016	3/17 Personnel Comm		3/17/16 Personnel Committee Meeting	6311 · Board Member Compensation	125.00
Bill	03/23/2016	3/23 Admin Mtg		3/23/16 Administrative Meeting	6311 · Board Member Compensation	125.00
Bill	03/24/2016	3/24 Board Mtg		3/24/16 Board Meeting	6311 · Board Member Compensation	125.00
TOTAL						500.00
Bill Pmt -Check	04/22/2016	19350	EUROFINS EATON ANALYTICAL		1012 · Bank of America Gen'l Ckg	
Bill	03/31/2016	L0256985		L0256985	7108.41 · Hydraulic Control - PBHSP	2,512.00
Bill	03/31/2016	L0257559		L0257559	7108.41 · Hydraulic Control - PBHSP	3,768.00
Bill	03/31/2016	L0257122		L0257122	7108.41 · Hydraulic Control - PBHSP	3,928.00

CHINO BASIN WATERMASTER
Cash Disbursements For The Month of
April 2016

Financial Report - B1

<u>Type</u>	<u>Date</u>	<u>Num</u>	<u>Name</u>	<u>Memo</u>	<u>Account</u>	<u>Paid Amount</u>
Bill	03/31/2016	L0257127		L0257127	7108.41 · Hydraulic Control - PBHSP	1,396.00
TOTAL						11,604.00
Bill Pmt -Check	04/22/2016	19351	FEENSTRA, BOB	Ag Pool Member Compensation	1012 · Bank of America Gen'l Ckg	
Bill	03/10/2016	3/10 Ag Pool Mtg		Ag Pool Member Compensation	8411 · Compensation	25.00
				3/10/16 Ag Pool Meeting	8470 · Ag Meeting Attend -Special	100.00
Bill	03/17/2016	3/17 Advisory Comm		Ag Pool Member Compensation	8411 · Compensation	25.00
				3/17/16 Advisory Committee Meeting	8470 · Ag Meeting Attend -Special	100.00
Bill	03/17/2016	3/17 Personnel Comm		Ag Pool Member Compensation	8411 · Compensation	25.00
				3/17/16 Personnel Committee Meeting	8470 · Ag Meeting Attend -Special	100.00
Bill	03/23/2016	3/23 Special Ag Mtg		Ag Pool Member Compensation	8411 · Compensation	25.00
				3/23/16 Special Ag Pool Meeting	8470 · Ag Meeting Attend -Special	100.00
TOTAL						500.00
Bill Pmt -Check	04/22/2016	19352	GREAT AMERICA LEASING CORP.	18610686	1012 · Bank of America Gen'l Ckg	
Bill	04/19/2016	18610686		Invoice	6043.1 · Ricoh Lease Fee	3,285.30
				Usage for Color Copies	6043.2 · Ricoh Usage & Maintenance Fee	100.05
TOTAL						3,385.35
Bill Pmt -Check	04/22/2016	19353	HALL, PETE*	Ag Pool Member Compensation	1012 · Bank of America Gen'l Ckg	
Bill	03/10/2016	3/10 Appro Pool Mtg		3/10/16 Appropriative Pool Meeting	8470 · Ag Meeting Attend -Special	125.00
Bill	03/10/2016	3/10 Ag Pool Mtg		3/10/16 Ag Pool Meeting	8470 · Ag Meeting Attend -Special	125.00
Bill	03/17/2016	3/17 Advisory Comm		3/17/16 Advisory Committee Meeting	8470 · Ag Meeting Attend -Special	125.00
Bill	03/17/2016	3/17 RIPCom Mtg		3/17/16 RIPCom Meeting	8470 · Ag Meeting Attend -Special	125.00
Bill	03/21/2016	3/21 GW Level Mtg		3/21/16 Groundwater Level Monitoring Committee	8470 · Ag Meeting Attend -Special	125.00
Bill	03/23/2016	3/23 Special Ag Mtg		3/23/16 Special Ag Pool Meeting	8470 · Ag Meeting Attend -Special	125.00
Bill	03/24/2016	3/24 Board Mtg		3/24/16 Board Meeting	8470 · Ag Meeting Attend -Special	125.00
TOTAL						875.00
Bill Pmt -Check	04/22/2016	19354	HARMONY PRESS	00-6109	1012 · Bank of America Gen'l Ckg	
Bill	03/31/2016	00-6109		Printing for 36th Annual Report	6045 · Printing	4,218.75
TOTAL						4,218.75
Bill Pmt -Check	04/22/2016	19355	HOGAN LOVELLS	2972812	1012 · Bank of America Gen'l Ckg	
Bill	03/31/2016	2972812		Non-Ag Pool Legal Services - February 2016	8567 · Non-Ag Legal Service	4,007.38
TOTAL						4,007.38
Bill Pmt -Check	04/22/2016	19356	HUITSING, JOHN	Ag Pool Member Compensation	1012 · Bank of America Gen'l Ckg	
Bill	03/10/2016	3/10 Ag Pool Mtg		Ag Pool Member Compensation	8411 · Compensation	25.00
				3/10/16 Ag Pool Meeting	8470 · Ag Meeting Attend -Special	100.00

CHINO BASIN WATERMASTER
Cash Disbursements For The Month of
April 2016

	<u>Type</u>	<u>Date</u>	<u>Num</u>	<u>Name</u>	<u>Memo</u>	<u>Account</u>	<u>Paid Amount</u>
TOTAL							125.00
	Bill Pmt -Check	04/22/2016	19357	KUHN, BOB	Board Member Compensation	1012 · Bank of America Gen'l Ckg	
	Bill	03/11/2016	3/11 Admin Mtg		3/11/16 Administrative Meeting	6311 · Board Member Compensation	125.00
	Bill	03/17/2016	3/17 Personnel Comm		3/17/16 Personnel Committee Meeting	6311 · Board Member Compensation	125.00
TOTAL							250.00
	Bill Pmt -Check	04/22/2016	19358	LEGAL SHIELD	0111802	1012 · Bank of America Gen'l Ckg	
	Bill	04/19/2016	0111802		Employee deductions - April 2016	60194 · Other Employee Insurance	79.70
TOTAL							79.70
	Bill Pmt -Check	04/22/2016	19359	MARK IV COMMUNICATIONS, INC.	20975	1012 · Bank of America Gen'l Ckg	
	Bill	03/30/2016	20975		20975	6024 · Building Repair & Maintenance	760.64
TOTAL							760.64
	Bill Pmt -Check	04/22/2016	19360	MINDSHIFT	0215815	1012 · Bank of America Gen'l Ckg	
	Bill	04/01/2016	0215815		April 2016 monthly services	6052.4 · mindSHIFT Technologies, Inc.	3,770.00
TOTAL							3,770.00
	Bill Pmt -Check	04/22/2016	19361	PIERSON, JEFFREY	Ag Pool Member Compensation	1012 · Bank of America Gen'l Ckg	
	Bill	03/10/2016	3/10 Ag Pool Mtg		Ag Pool Member Compensation	8411 · Compensation	25.00
					3/10/16 Ag Pool Meeting	8470 · Ag Meeting Attend -Special	100.00
	Bill	03/17/2016	3/17 Advisory Comm		Ag Pool Member Compensation	8411 · Compensation	25.00
					3/17/16 Advisory Committee Meeting	8470 · Ag Meeting Attend -Special	100.00
	Bill	03/17/2016	3/17 RIPCom Mtg		Ag Pool Member Compensation	8411 · Compensation	25.00
					3/17/16 RIPCom Meeting	8470 · Ag Meeting Attend -Special	100.00
	Bill	03/23/2016	3/23 Special Ag Mtg		Ag Pool Member Compensation	8411 · Compensation	25.00
					3/23/16 Special Ag Pool Meeting	8470 · Ag Meeting Attend -Special	100.00
	Bill	03/24/2016	3/24 Board Mtg		Ag Pool Member Compensation	8411 · Compensation	25.00
					3/24/16 Board Meeting	8470 · Ag Meeting Attend -Special	100.00
TOTAL							625.00
	Bill Pmt -Check	04/22/2016	19362	PREMIERE GLOBAL SERVICES	20796490	1012 · Bank of America Gen'l Ckg	
	Bill	03/31/2016	20796490		WM coordination call on 2/29	6909.1 · OBMP Meetings	6.15
					SGMA compliance call on 2/29	6906.23 · SGMA Reporting Requirements	20.99
					Appropriative Pool agenda call on 3/02	8312 · Meeting Expenses	13.78
					SGMA compliance call on 3/03	6906.23 · SGMA Reporting Requirements	20.54
					GLMC discussion call on 3/04	6909.1 · OBMP Meetings	11.66
					UC Santa Cruz report discussion call on 3/07	6909.1 · OBMP Meetings	18.45
					WM coordination call on 3/07	6909.1 · OBMP Meetings	28.74

CHINO BASIN WATERMASTER
Cash Disbursements For The Month of
April 2016

Financial Report - B1

Type	Date	Num	Name	Memo	Account	Paid Amount
				Annual Report discussion call on 3/09	6909.1 · OBMP Meetings	13.28
				Pool mtgs check call on 3/09	8312 · Meeting Expenses	8.52
				Pool mtgs check call on 3/09	8412 · Meeting Expenses	8.51
				Pool mtgs check call on 3/09	8512 · Meeting Expense	8.51
				Non-Ag Pool mtg call on 3/10	8512 · Meeting Expense	26.07
				Non-Ag Pool mtg call on 3/10	8512 · Meeting Expense	6.14
				SGMA compliance call on 3/14	6906.23 · SGMA Reporting Requirements	6.14
				SGMA compliance call on 3/14	6906.23 · SGMA Reporting Requirements	11.80
				SGMA compliance call on 3/17	6906.23 · SGMA Reporting Requirements	8.23
				SGMA compliance call on 3/17	6906.23 · SGMA Reporting Requirements	6.65
				SGMA compliance call on 3/21	6906.23 · SGMA Reporting Requirements	6.13
				SGMA compliance call on 3/21	6906.23 · SGMA Reporting Requirements	25.80
				SGMA compliance call on 3/21	6906.23 · SGMA Reporting Requirements	6.15
				Ag Pool Special meeting call on 3/23	8412 · Meeting Expenses	134.95
				Fee - Confidential	6022 · Telephone	49.00
				Fee - General	6022 · Telephone	49.00
				Fee - Service	6022 · Telephone	13.90
TOTAL						509.09
						914
Bill Pmt -Check	04/22/2016	19363	RAUCH COMMUNICATION CONSULTANTS, LLC Mar-1606		1012 · Bank of America Gen'l Ckg	
Bill	03/31/2016	Mar-1606		Finalize 36th Annual Report	6061.3 · Rauch	850.00
				Kickoff 37th Annual Report	6061.3 · Rauch	875.00
TOTAL						1,725.00
Bill Pmt -Check	04/22/2016	19364	STANDARD INSURANCE CO.	Policy # 00-649299-0009	1012 · Bank of America Gen'l Ckg	
Bill	04/19/2016	006492990009		Policy # 00-649299-0009	60191 · Life & Disab.Ins Benefits	591.13
TOTAL						591.13
Bill Pmt -Check	04/22/2016	19365	STAPLES BUSINESS ADVANTAGE		1012 · Bank of America Gen'l Ckg	
Bill	04/02/2016	8038729024		Miscellaneous office supplies	6031.7 · Other Office Supplies	138.15
				Toner for printers	6031.7 · Other Office Supplies	57.23
Bill	04/09/2016	8038822283		Miscellaneous office supplies	6031.7 · Other Office Supplies	149.14
				Budget folders & inserts	6031.7 · Other Office Supplies	711.67
Bill	04/25/2016	8038615444		Miscellaneous office supplies	6031.7 · Other Office Supplies	228.45
TOTAL						1,284.64
Bill Pmt -Check	04/22/2016	19366	STAULA, MARY L	Retiree Medical	1012 · Bank of America Gen'l Ckg	
Bill	04/30/2016			Retiree Medical	60182.4 · Retiree Medical	23.62
TOTAL						23.62

CHINO BASIN WATERMASTER
Cash Disbursements For The Month of
April 2016

Type	Date	Num	Name	Memo	Account	Paid Amount
Bill Pmt -Check	04/22/2016	19367	THOMAS, THOMAS R.	Board Member Compensation	1012 · Bank of America Gen'l Ckg	
Bill	03/18/2016	3/18 Admin Mtg		3/18/16 Administrative Meeting	6311 · Board Member Compensation	125.00
Bill	03/24/2016	3/24 Board Mtg		3/24/16 Board Meeting	6311 · Board Member Compensation	125.00
TOTAL						250.00
Bill Pmt -Check	04/22/2016	19368	UNITED PARCEL SERVICE	2x81x0	1012 · Bank of America Gen'l Ckg	
Bill	03/31/2016	2x81x0		Return laptop and aircard to Watermaster	6042 · Postage - General	19.30
TOTAL						19.30
Bill Pmt -Check	04/22/2016	19369	VANDEN HEUVEL, GEOFFREY	Board Member Compensation	1012 · Bank of America Gen'l Ckg	
Bill	03/10/2016	3/10 Ag Pool Mtg		3/10/16 Ag Pool Meeting	6311 · Board Member Compensation	125.00
Bill	03/23/2016	3/23 Special Ag Mtg		3/23/16 Special Ag Pool Meeting	6311 · Board Member Compensation	125.00
Bill	03/24/2016	3/24 Board Mtg		3/24/16 Board Mtg	6311 · Board Member Compensation	125.00
TOTAL						375.00
Bill Pmt -Check	04/22/2016	19370	VANDEN HEUVEL, ROB	AG Pool Member Compensation	1012 · Bank of America Gen'l Ckg	
Bill	03/10/2016	3/10 Ag Pool Mtg		Ag Pool Member Compensation	8411 · Compensation	25.00
P15				3/10/16 Ag Pool Meeting	8470 · Ag Meeting Attend -Special	100.00
	Bill	03/17/2016	3/17 Advisory Comm	Ag Pool Member Compensation	8411 · Compensation	25.00
				3/17/16 Advisory Committee Meeting	8470 · Ag Meeting Attend -Special	100.00
TOTAL						250.00
Bill Pmt -Check	04/22/2016	19371	VERIZON WIRELESS	9763222531	1012 · Bank of America Gen'l Ckg	
Bill	04/19/2016	9763222531		9763222531	6022 · Telephone	315.59
TOTAL						315.59
Bill Pmt -Check	04/22/2016	19372	WESTERN MUNICIPAL WATER DISTRICT	Board Member Compensation	1012 · Bank of America Gen'l Ckg	
Bill	03/24/2016	3/24 Board Mtg		3/24/16 Board Meeting - Don Galleano attendance	6311 · Board Member Compensation	125.00
TOTAL						125.00
General Journal	04/23/2016	04/23/2016	Payroll and Taxes for 04/10/16-04/23/16	Payroll and Taxes for 04/10/16-04/23/16	1012 · Bank of America Gen'l Ckg	
				Direct Deposits for 04/10/16-04/23/16	1012 · Bank of America Gen'l Ckg	18,833.52
				Payroll Taxes for 04/10/16-04/23/16	1012 · Bank of America Gen'l Ckg	5,440.10
				Payroll Checks for 04/10/16-04/23/16	1014 · Bank of America P/R Ckg	1,075.16
			ICMA-RC	457(f) Employee Deductions for 04/10/16-04/23/16	1012 · Bank of America Gen'l Ckg	3,324.52
			ICMA-RC	401(a) Employee Deductions for 04/10/16-04/23/16	1012 · Bank of America Gen'l Ckg	945.28
TOTAL						29,618.58
Bill Pmt -Check	04/29/2016	ACH 042916	PUBLIC EMPLOYEES' RETIREMENT SYSTEM	Payor #3493	1012 · Bank of America Gen'l Ckg	
General Journal	04/23/2016	04/23/2016	PUBLIC EMPLOYEES' RETIREMENT SYSTEM	CalPERS Retirement for 04/10/16-04/23/16	2000 · Accounts Payable	5,343.90

CHINO BASIN WATERMASTER
 Cash Disbursements For The Month of
 April 2016

TOTAL	<u>Type</u>	<u>Date</u>	<u>Num</u>	<u>Name</u>	<u>Memo</u>	<u>Account</u>	<u>Paid Amount</u>
							5,343.90
	General Journal	04/30/2016	04/30/2016	Wage Works FSA Direct Debits - Apr. 2016	Wage Works FSA Direct Debits - Apr. 2016	1012 - Bank of America Gen'l Ckg	
					Wage Works FSA Direct Debits - Apr. 2016	1012 - Bank of America Gen'l Ckg	81.50
					Wage Works FSA Direct Debits - Apr. 2016	1012 - Bank of America Gen'l Ckg	577.14
					Wage Works FSA Direct Debits - Apr. 2016	1012 - Bank of America Gen'l Ckg	577.14
TOTAL							1,235.78
						Total Disbursements:	469,838.07



CHINO BASIN WATERMASTER

9641 San Bernardino Road, Rancho Cucamonga, Ca 91730
Tel: 909.484.3888 Fax: 909.484.3890 www.cbwm.org

PETER KAVOUNAS, P.E.
General Manager

STAFF REPORT

DATE: June 16, 2016
TO: Advisory Committee Members
SUBJECT: VISA Check Detail Report - Financial Report B2 (April 30, 2016)

SUMMARY

Issue: Record of VISA credit card payment disbursed for the month of April 30, 2016.

Recommendation: Receive and file VISA Check Detail Report for April 30, 2016 as presented.

Financial Impact: Funds disbursed were included in the FY 2015/16 "Amended" Watermaster Budget.

Future Consideration

Advisory Committee: June 16, 2016; Receive and File

Watermaster Board: June 23, 2016; Receive and File (Normal Course of Business)

ACTIONS:

June 9, 2016 – Appropriative Pool – Unanimously approved

June 9, 2016 – Non-Agricultural Pool – Moved unanimously to receive and file, without approval

June 9, 2016 – Agricultural Pool – Unanimously approved

June 16, 2016 – Advisory Committee –

June 23, 2016 – Watermaster Board –

BACKGROUND

A monthly VISA Check Detail report is provided to keep all members apprised of Watermaster expenditures charged against the General Manager and Chief Financial Officer's Bank of America VISA card.

DISCUSSION

The total cash disbursement during the month of April 2016 was \$3,152.18. The payment was processed by check number 19339 dated April 22, 2016. The monthly charges for April 2016 of \$3,152.18 were for routine and customary expenditures and properly documented with receipts.

ATTACHMENTS

1. Financial Report - B2

CHINO BASIN WATERMASTER
VISA Check Detail Report
April 2016

Type	Num	Date	Name	Memo	Account	Paid Amount
Bill Pmt -Check	04/22/2016	19339	BANK OF AMERICA	XXXX-XXXX-XXXX-9341	1012 · Bank of America Gen'l Ckg	
Bill	03/31/2016	XXXX-XXXX-XXXX-9341		Purchase miscellaneous office supplies	6031.7 · Other Office Supplies	237.28
				Purchase keyboard and mouse for GM	6055 · Computer Hardware	34.66
				Purchase adapter for CFO laptop	6055 · Computer Hardware	14.69
				Purchase miscellaneous office supplies	6031.7 · Other Office Supplies	593.83
				Purchase wireless mouse for GM	6055 · Computer Hardware	12.67
				Lunch for court prep meeting	6906.73 · OBMP-Safe Yield Recalculation	126.11
				Purchase wireless mouse for office	6055 · Computer Hardware	10.57
				Dessert for court prep meeting	6906.73 · OBMP-Safe Yield Recalculation	2.95
				Purchase uniform shirts for staff	6154 · Uniforms	74.32
				Place ad for open position	6016 · New Employee Search Costs	196.58
				Place ad for open position	6016 · New Employee Search Costs	293.89
				Purchase uniform shirts for staff	6154 · Uniforms	65.78
				Purchase miscellaneous office supplies	6031.7 · Other Office Supplies	259.34
				Place ad for open position	6016 · New Employee Search Costs	172.01
				Reg. for PK-attend the ACWA Spring Conference	6191 · Conferences - General	683.12
				Lunch for Ag Pool Meeting prep	8412 · Meeting Expenses	100.84
				Replenish fastrak account	6174 · Public Transportation	29.49
				PK meeting w/Board member Tom Thomas	6312 · Meeting Expenses	37.54
				IAAP Membership for B. Ruiz	6111 · Membership Dues	138.59
				Copy paper	6031.1 · Copy Paper	67.92
					Total Disbursements:	<u>3,152.18</u>

P19
TOTAL

THIS PAGE
HAS
INTENTIONALLY
BEEN LEFT
BLANK
FOR PAGINATION



CHINO BASIN WATERMASTER

9641 San Bernardino Road, Rancho Cucamonga, Ca 91730
Tel: 909.484.3888 Fax: 909.484.3890 www.cbwm.org

PETER KAVOUNAS, P.E.
General Manager

STAFF REPORT

DATE: June 16, 2016
TO: Advisory Committee Members
SUBJECT: Combining Schedule of Revenue, Expenses and Changes in Net Assets for the Period July 1, 2015 through April 30, 2016 - Financial Report B3 (April 30, 2016)

SUMMARY

Issue: Record of Revenue, Expenses and Changes in Net Assets for the Period July 1, 2015 through April 30, 2016.

Recommendation: Receive and file Combining Schedule of Revenue, Expenses and Changes in Net Assets for the Period July 1, 2015 through April 30, 2016 as presented.

Financial Impact: Funds disbursed were included in the FY 2015/16 "Amended" Watermaster Budget.

Future Consideration

Advisory Committee: June 16, 2016; Receive and File

Watermaster Board: June 23, 2016; Receive and File (Normal Course of Business)

ACTIONS:

June 9, 2016 – Appropriative Pool – Unanimously approved

June 9, 2016 – Non-Agricultural Pool – Moved unanimously to receive and file, without approval

June 9, 2016 – Agricultural Pool – Unanimously approved

June 16, 2016 – Advisory Committee –

June 23, 2016 – Watermaster Board –

BACKGROUND

A Combining Schedule of Revenue, Expenses and Changes in Net Assets for the period July 1, 2015 through April 30, 2016 is provided to keep all members apprised of the FY 2015/16 cumulative Watermaster revenues, expenditures and changes in net assets for the period listed.

DISCUSSION

The Combining Schedule of Revenue, Expenses and Changes in Net Assets has been created from various financial reports and statements created from Intuit QuickBooks Enterprise Solutions 15.0, the Watermaster accounting system. The Combining Schedule provided balances to the supporting documentation in the Watermaster accounting system as presented.

ATTACHMENTS:

1. Financial Report - B3

CHINO BASIN WATERMASTER
 COMBINING SCHEDULE OF REVENUE, EXPENSES AND CHANGES IN NET ASSETS
 FOR THE PERIOD JULY 1, 2015 THROUGH APRIL 30, 2016

Financial Report - B3

	WATERMASTER ADMINISTRATION	OPTIMUM BASIN MANAGEMENT	POOL ADMINISTRATION & SPECIAL PROJECTS			GROUNDWATER OPERATIONS		LAIF VALUE ADJ.	GASB 68 BEG. NET POSITION	GRAND TOTALS	AMENDED BUDGET 2015-2016
			APPROPRIATIVE POOL	AG POOL	NON-AG POOL	GROUNDWATER REPLENISHMENT	SB222 FUNDS				
Administrative Revenues:											
Administrative Assessments			3,569,781		151,739					3,721,520	8,934,215
Interest Revenue			16,606	1,384	120					18,110	22,050
Mutual Agency Project Revenue	157,349									157,349	157,941
Miscellaneous Income										-	0
Total Revenues	157,349	-	3,586,387	1,384	151,859	-	-	-	-	3,896,980	9,114,206
Administrative & Project Expenditures:											
Watermaster Administration	1,229,291									1,229,291	1,227,268
Watermaster Board-Advisory Committee	121,371									121,371	222,418
Ag Pool Misc. Expense - Ag Fund										-	400
Pool Administration			96,222	292,241	79,118					467,580	595,933
Optimum Basin Mgmt Administration		1,602,218								1,602,218	1,473,093
OBMP Project Costs		1,942,718								1,942,718	3,525,355
Debt Service		304,376								304,376	460,200
Basin Recharge Improvements		386,128								386,128	3,472,477
Mutual Agency Project Costs										-	10,000
Total Administrative/OBMP Expenses	1,350,662	4,235,439	96,222	292,241	79,118	-	-	-	-	6,053,681	10,987,144
Net Administrative/OBMP Expenses	(1,193,312)	(4,235,439)									
Allocate Net Admin Expenses To Pools	1,193,312		863,950	290,143	39,219						
Allocate Net OBMP Expenses To Pools		3,544,936	2,566,511	861,919	116,506						
Allocate Debt Service to App Pool		304,376	304,376								
Allocate Basin Recharge to App Pool		386,128	386,128								
Agricultural Expense Transfer*			1,444,302	(1,444,302)							
Total Expenses	5,661,489	-	5,661,489	-	234,842	-	-	-	-	6,053,681	10,987,144
Net Administrative Income	(2,075,102)	-	(2,075,102)	1,384	(82,983)	-	-	-	-	(2,156,701)	(1,872,938)
Other Income/(Expense)											
Replenishment Water Assessments										-	0
Non-Ag Stored Water Purchases										-	0
Exhibit "G" Non-Ag Pool Water										-	0
Interest Revenue						4,198				4,198	0
MWD Water Purchases										-	0
Non-Ag Stored Water Purchases										-	0
Exhibit "G" Non-Ag Pool Water			2,540,000							2,540,000	0
MWD Water Purchases										-	0
Groundwater Replenishment			(2,540,000)							(2,540,000)	0
LAIF - Fair Market Value Adjustment										-	0
Other Post-Employment Benefits (OPEB)										-	0
Refund-Excess Reserves										-	0
Refund-Recharge Debt										-	0
Net Other Income/(Expense)	-	-	-	-	-	4,198	-	-	-	4,198	0
Net Transfers To/(From) Reserves	(2,152,503)	(2,075,102)	1,384	(82,983)	4,198	-	-	-	-	(2,152,503)	(1,872,938)
Net Assets, July 1, 2015	6,346,620	481,130	69,774	1,388,080	158,251	3,446	(740,195)	7,707,106	5,554,603	5,554,603	
Net Assets, End of Period	4,271,518	482,514	(13,208)	1,392,278	158,251	3,446	(740,195)	5,554,603	5,554,603		
13/14 Assessable Production			100,165,551	33,638,883	4,546,972					138,351,406	
13/14 Production Percentages			72.399%	24.314%	3.287%					100.000%	

*Fund balance transfer as agreed to in the Peace Agreement.

N:\Administration\Meetings - Agendas & Minutes\2016\Staff Letters\20160616 - B3 Combining Schedule_Apr 2016.xls\Jul2015-Apr2016

THIS PAGE
HAS
INTENTIONALLY
BEEN LEFT
BLANK
FOR PAGINATION



CHINO BASIN WATERMASTER

9641 San Bernardino Road, Rancho Cucamonga, Ca 91730
Tel: 909.484.3888 Fax: 909.484.3890 www.cbwm.org

PETER KAVOUNAS, P.E.
General Manager

STAFF REPORT

DATE: June 16, 2016

TO: Advisory Committee Members

SUBJECT: Treasurer's Report of Financial Affairs for the Period April 1, 2016 through April 30, 2016
- Financial Report B4 (April 30, 2016)

SUMMARY

Issue: Record of increases or decreases in the cash position, assets and liabilities of Watermaster for the Period of April 1, 2016 through April 30, 2016.

Recommendation: Receive and file Treasurer's Report of Financial Affairs for the Period April 1, 2016 through April 30, 2016 as presented.

Financial Impact: Funds disbursed were included in the FY 2015/16 "Amended" Watermaster Budget.

Future Consideration

Advisory Committee: June 16, 2016; Receive and File

Watermaster Board: June 23, 2016; Receive and File (Normal Course of Business)

ACTIONS:

June 9, 2016 – Appropriative Pool – Unanimously approved

June 9, 2016 – Non-Agricultural Pool – Moved unanimously to receive and file, without approval

June 9, 2016 – Agricultural Pool – Unanimously approved

June 16, 2016 – Advisory Committee –

June 23, 2016 – Watermaster Board –

BACKGROUND

A Treasurer's Report of Financial Affairs for the Period April 1, 2016 through April 30, 2016 is provided to keep all members apprised of the total cash in banks (Bank of America, LAIF, and CalTRUST) and on hand at the Watermaster office (petty cash) at the end of the period stated. The Treasurer's Report details the change (increase or decrease) in the overall cash position of Watermaster, as well as the changes (increase or decrease) to the assets and liabilities section of the balance sheet. The report also provides a detailed listing of all deposits and/or withdrawals in the California State Treasurer's Local Agency Investment Fund (LAIF) and/or CalTRUST, the most current effective yield as of the last quarter, and the ending balance in LAIF as of the reporting date.

DISCUSSION

The Treasurer's Report of Financial Affairs has been created from various financial reports and statements created from Intuit QuickBooks Enterprise Solutions 15.0, the Watermaster accounting system. The Treasurer's Report provided, balances to the supporting documentation in the Watermaster accounting system, as well as the supporting bank statements.

ATTACHMENTS

1. Financial Report - B4

**CHINO BASIN WATERMASTER
TREASURER'S REPORT OF FINANCIAL AFFAIRS FOR THE PERIOD
APRIL 1, 2016 THROUGH APRIL 30, 2016**

Financial Report - B4

DEPOSITORIES:

Cash on Hand - Petty Cash			\$ 500
Bank of America			
Governmental Checking-Demand Deposits	\$	584,240	
Zero Balance Account - Payroll	\$	-	584,240
Local Agency Investment Fund - Sacramento			7,398,734
TOTAL CASH IN BANKS AND ON HAND		4/30/2016	\$ 7,983,474
TOTAL CASH IN BANKS AND ON HAND		3/31/2016	7,857,446
			\$ 126,028

PERIOD INCREASE (DECREASE)

CHANGE IN CASH POSITION DUE TO:

Decrease/(Increase) in Assets:			
Accounts Receivable			\$ (5,982)
Assessments Receivable			586,059
Prepaid Expenses, Deposits & Other Current Assets			1,161
(Decrease)/Increase in Liabilities:			
Accounts Payable			(23,165)
Accrued Payroll, Payroll Taxes & Other Current Liabilities			3,134
Long Term Liabilities			2,248
Transfer to/(from) Reserves			(437,427)
			\$ 126,028

PERIOD INCREASE (DECREASE)

SUMMARY OF FINANCIAL TRANSACTIONS:

	Petty Cash	Govt'l Checking Demand	Zero Balance Account Payroll	Local Agency Investment Funds	Totals
Balances as of 3/31/2016	\$ 500	\$ 468,018	\$ -	\$ 7,388,927	\$ 7,857,446
Deposits	-	586,059	-	9,807	595,866
Transfers	-	(84,440)	(58,893)	-	(143,334)
Withdrawals/Checks	-	(385,398)	58,893	-	(326,504)
Balances as of 4/30/2016	\$ 500	\$ 584,240	\$ -	\$ 7,398,734	\$ 7,983,474
PERIOD INCREASE OR (DECREASE)	\$ -	\$ 116,221	\$ -	\$ 9,807	\$ 126,028

P27

**CHINO BASIN WATERMASTER
TREASURER'S REPORT OF FINANCIAL AFFAIRS FOR THE PERIOD
APRIL 1, 2016 THROUGH APRIL 30, 2016**

Financial Report - B4

INVESTMENT TRANSACTIONS

Effective Date	Transaction	Depository	Activity	Redeemed	Days to Maturity	Interest Rate(*)	Maturity Yield
4/15/2016	Interest		\$ 9,807				
TOTAL INVESTMENT TRANSACTIONS			\$ 9,807	-			

* The earnings rate for L.A.I.F. is a daily variable rate; 0.46% was the effective yield rate at the Quarter ended March 31, 2016.

**INVESTMENT STATUS
April 30, 2016**

Financial Institution	Principal Amount	Number of Days	Interest Rate	Maturity Date
Local Agency Investment Fund	\$ 7,398,734			
TOTAL INVESTMENTS	\$ 7,398,734			

Funds on hand are sufficient to meet all foreseen and planned Administrative and project expenditures during the next six months.

All investment transactions have been executed in accordance with the criteria stated in Chino Basin Watermaster's Investment Policy.

Respectfully submitted,



Joseph S. Joswiak
Chief Financial Officer
Chino Basin Watermaster



CHINO BASIN WATERMASTER

9641 San Bernardino Road, Rancho Cucamonga, Ca 91730
Tel: 909.484.3888 Fax: 909.484.3890 www.cbwm.org

PETER KAVOUNAS, P.E.
General Manager

STAFF REPORT

DATE: June 16, 2016
TO: Advisory Committee Members
SUBJECT: Budget vs. Actual Report for the Period July 1, 2015 through April 30, 2016 - Financial Report B5 (April 30, 2016)

SUMMARY

Issue: Record of revenues and expenses of Watermaster for the Period of July 1, 2015 through April 30, 2016.

Recommendation: Receive and file Budget vs. Actual Report for the Period July 1, 2015 through April 30, 2016 as presented.

Financial Impact: Funds disbursed were included in the FY 2015/16 "Amended" Watermaster Budget.

Future Consideration

Advisory Committee: June 16, 2016; Receive and File

Watermaster Board: June 23, 2016; Receive and File (Normal Course of Business)

ACTIONS:

June 9, 2016 – Appropriative Pool – Unanimously approved

June 9, 2016 – Non-Agricultural Pool – Moved unanimously to receive and file, without approval

June 9, 2016 – Agricultural Pool – Unanimously approved

June 16, 2016 – Advisory Committee –

June 23, 2016 – Watermaster Board –

BACKGROUND

A Budget vs. Actual Report for the period July 1, 2015 through April 30, 2016 is provided to keep all members apprised of the total revenues and expenses for the current fiscal year. The expense section is categorized into four distinct sections. Those sections are: General and Administrative Expenses; Optimum Basin Management Program Expenses; Project Expenses; and Other Income/Expenses. The Budget vs. Actual report has been created from Intuit QuickBooks Enterprise Solutions 15.0, the Watermaster accounting system. The Budget vs. Actual report provided, balances to the supporting documentation in the Watermaster accounting system, as well as the supporting bank statements.

DISCUSSION

CURRENT MONTH – APRIL 2016

Year-To-Date (YTD) for the ten months ending April 30, 2016, all but six categories were at or below the projected budget. The categories over budget were Watermaster Legal Services expenses (6070's) which were over budget by \$73,464 or 32.8% as a result of increased miscellaneous legal expenses, additional personnel related expenses, and the unanticipated CCG Motion related legal expenses not budgeted for FY 2015/16; Training, Conferences and Seminars expenses (6190's) which were over budget by \$4,747 or 26.2% as a result of a membership in Vistage which provides leadership training and development which was not part of the original budget for FY 2015/16; Agricultural Legal Services expenses (8467) which were over budget by \$65,086 or 38.0% as a result of ongoing Safe Yield Redetermination and Reset efforts; Agricultural Pool Meeting Attendance expenses (8470's) which were over budget by \$4850 or 26.2% as a result of the Agricultural Pool's Special Meetings which were not anticipated when the FY 2015/16 budget was developed; OBMP expenses (6900's) were over budget by \$104,135 or 7.2% as a result of engineering and legal services supporting the ongoing Safe Yield Redetermination and Reset efforts; and Production Monitoring expenses (7101's) which were over budget by \$15,206 or 32.2% as a direct result of ongoing efforts of Watermaster staff in production reporting.

Budget Amendment Form (A-16-04-01) was approved by the Board on May 26, 2016 in the amount of \$250,000 as a result of ongoing Safe Yield Redetermination and Reset expenses. With the April 8, 2016 court date being moved several times and the latest date is scheduled for June 24, 2016 the expenses continue. Since the remaining FY 2015/16 Assessment invoicing is schedule for approval and distribution in June 2016, the additional funding for the \$250,000 will be added to the overall OBMP assessment amount.

FY 2015/16 Approved Budget (Excluding Carry-Over funding of \$1,872,937.85): \$9,114,206
FY 2015/16 Amended Budget (Excluding Carry-Over funding of \$1,872,937.85): \$9,364,206
FY 2015/16 Amended Budget (Including Carry-Over funding of \$1,872,937.85): \$11,237,143.85

The Chino Basin Watermaster "Original" FY 2015/16 budget of \$9,114,206 was approved by the Board on May 28, 2015. With the closing of the financial records for the fiscal year ended June 30, 2015, the "Carry Over" funding from FY 2014/15 and previous years has been calculated at \$1,872,937.85 which brings the "Amended" Budget for FY 2015/16 to \$10,987,143.85. With the approval of Budget Amendment Form (A-16-04-01), the "Amended" FY 2015/16 will become \$11,237,143.85.

Overall, the Watermaster (YTD) Actual Expenses were \$3,729,604 or 38.1% below the (YTD) Budgeted Expenses of \$9,783,285.

PREVIOUSLY REPORTED ACTIONS (Descending Order)

July 2015:

During the month of July 2015, the "Carry Over" funding was calculated. The Total "Carry Over" funding amount of \$1,872,937.85 has been posted to the general ledger accounts. The total amount of \$1,872,937.85 consisted of \$1,686,955.86 from Capital Improvement Projects, \$136,696 from Engineering Services, \$29,285.99 from Chino Hills ASR, and \$20,000 from the Administrative section for

the Annual Reports. More detailed information is provided regarding this issue under the "Carry Over" Funding section.

The Amended Budget for FY 2015/16 is \$10,987,143.85 which includes \$1,872,937.85 for the prior years "Carry Over" funding. The Original Approved budget for FY 2015/16 of \$9,114,206 was approved by the Watermaster Board on May 28, 2015 (\$9,114,206 + \$1,872,937.85 = \$10,987,143.85).

SALARIES EXPENSE

CURRENT MONTH – APRIL 2016

As of April 30, 2016, the total (YTD) Watermaster salary expenses were \$76,160 or 5.9% below the (YTD) budgeted amount of \$1,301,213. The overall staffing budget was developed with a staffing level of nine Full-Time Equivalents (FTE's), and staffing is currently at eight Full-Time Equivalents (FTE's).

The Office Specialist/Receptionist vacant position has been filled effective May 23, 2016 with an Administrative Assistant. A former temporary employee who had been filling in during an absence is returning as a new full time employee.

Watermaster is currently in the process of filling one vacant position. Watermaster started the recruitment process for the Water Resources professional position on March 16, 2016. It is expected that the recruitment process could take between two to three months before a new hire to fill the Water Resources professional position would start.

Watermaster utilizes an in-house database time and attendance system to track and record staff's actual hours worked and records those hours to a specific project or activity. This time and attendance database of captured staff hours and activities is the basis for the bi-weekly payrolls which are processed using an external payroll processing service. Watermaster staff can record time to a large number of activities but the five most used categories are as follows (1) General Administrative activities; (2) Paid Leaves of vacation, sick or holiday; (3) Pools, Advisory or Board Meeting attendance; (4) OBMP activities; and (5) OBMP Implementation Program Elements 1 through 9 activities.

When the FY 2015/16 budget was developed, basic assumptions were used in allocating how staff's time would be spent and on which of the projects or activities. The staffing dollars were then allocated into those specific areas and budgeted on a 1/12 monthly budget. When actual staffing activities vary from the budgeted assumptions, a positive or negative variance can be created. Currently, the allocations are tracking within budget.

The table summarizes the Year-To-Date (YTD) Actual Watermaster salary costs compared to the Year-To-Date (YTD) Budget as of April 30, 2016. Please be advised that the "\$ Over Budget" and the "% of Budget" columns are a comparison of the (YTD) Actual to the (YTD) Budget, not the 12-month Annual Budget. The 12-month Annual Budget column is presented only to provide the data in a full and complete format. The following details are provided:

	Jul '15 - Apr '16 Actual	Jul '15 - Apr '16 Budget	\$ Over Budget	% of Budget	FY 2015/16 Annual Budget
WM Salary Expense					
6011 · WM Staff Salaries	735,886.82	708,498.00	27,388.82	103.87%	848,891.00
6017 · Temporary Services	0.00	17,500.00	-17,500.00	0.0%	21,000.00
6017.2 · Office Specialist Services	7,385.46	0.00	7,385.46	100.0%	0.00
6201 · Advisory Committee - WM Staff Salaries	12,654.83	18,590.00	-5,935.17	68.07%	22,274.00
6301 · Watermaster Board - WM Staff Salaries	22,184.93	30,780.00	-8,595.07	72.08%	36,879.00
8301 · Appropriative Pool - WM Staff Salaries	25,803.69	24,804.00	999.69	104.03%	29,719.00
8401 · Agricultural Pool - WM Staff Salaries	17,427.07	21,775.00	-4,347.93	80.03%	26,090.00
8501 · Non-Agricultural Pool - WM Staff Salaries	14,649.95	12,998.00	1,651.95	112.71%	15,574.00
6901 · OBMP - WM Staff Salaries	97,456.88	104,084.00	-6,627.12	93.63%	124,709.00
7101.1 · Production Monitor - WM Staff Salaries	61,837.89	46,569.00	15,268.89	132.79%	55,797.00
7102.1 · In-line Meter - WM Staff Salaries	4,322.76	7,689.00	-3,366.24	56.22%	9,212.00
7103.1 · Grdwater Quality - WM Staff Salaries	5,841.59	45,496.00	-39,654.41	12.84%	54,511.00
7104.1 · Grdwater Level - WM Staff Salaries	50,453.31	35,427.00	15,026.31	142.42%	42,447.00
7108.1 · Hydraulic Control - WM Staff Salaries	0.00	2,056.00	-2,056.00	0.0%	2,464.00
7108.11 · Prado Basin - WM Staff Salaries	3,587.65	6,931.00	-3,343.35	51.76%	8,305.00
7201 · Comp Recharge - WM Staff Salaries	49,132.75	36,939.00	12,193.75	133.01%	44,259.00
7301 · PE3&5 - WM Staff Salaries	0.00	12,429.00	-12,429.00	0.0%	14,892.00
7401 · PE4 - WM Staff Salaries	129.67	7,547.00	-7,417.33	1.72%	9,042.00
7501.1 · PE 6&7 - WM Staff Salaries (Plume)	0.00	5,627.00	-5,627.00	0.0%	6,743.00
7501 · PE6&7 - WM Staff Salaries	0.00	3,658.00	-3,658.00	0.0%	4,383.00
7601 · PE8&9 - WM Staff Salaries	0.00	10,208.00	-10,208.00	0.0%	12,231.00
Subtotal WM Staff Costs	1,108,755.25	1,159,605.00	-50,849.75	95.62%	1,389,422.00
60185 · Vacation	67,364.56	60,399.00	6,965.56	111.53%	72,479.00
60186 · Sick Leave	9,659.89	38,671.00	-29,011.11	24.98%	46,405.00
60187 · Holidays	39,273.50	42,538.00	-3,264.50	92.33%	46,405.00
Subtotal WM Paid Leaves	116,297.95	141,608.00	-25,310.05	82.13%	165,289.00
Total WM Salary Costs	1,225,053.20	1,301,213.00	-76,159.80	94.15%	1,554,711.00

PREVIOUSLY REPORTED ACTIONS (Descending Order)

March 2016:

Watermaster is currently in the process of filing two vacant positions. One position is the Office Specialist/Receptionist position which became vacant on April 6, 2016 with the resignation of the current employee, and the other position is the Water Resources professional. The Office Specialist/Receptionist position is being covered by a temporary employee until a suitable full time employee can be recruited and hired. Watermaster anticipates a new administrative professional could be hired within the next 4 to 6 weeks. Watermaster started the recruitment process for the Water Resources professional position on March 16, 2016. It is expected that the recruitment process could take between two to three months before a new hire to fill the Water Resources professional position would start.

February 2016:

Watermaster started the recruitment process for the Water Resources professional position on March 16, 2016. It is expected that the recruitment process could take between two to three months before a new hire would start.

January 2016:

Watermaster completed the recruiting process for the position of Field Operations Specialist which became vacant as of August 27, 2015. Rick Zapien started on Monday, January 4, 2016.

On September 16, 2015, Office Specialist/Receptionist was placed on Pregnancy Disability Leave (PDL) by her physician. Based upon the PDL leave and concurrently running FMLA leave, the employee was scheduled, and did return on Monday, February 22, 2016. During her absence, Watermaster utilized a temporary employee to perform the duties and responsibilities.

LEGAL SERVICES

BROWNSTEIN HYATT FARBER SCHRECK EXPENSES

CURRENT MONTH – APRIL 2016

As of April 30, 2016, the total (YTD) Watermaster Legal Services expenses (consolidating the three categories of Watermaster Administrative Legal Services, Pool/Advisory/Board Meeting legal expenses, and OBMP legal expenses) were \$49,850 or 4.7% above the (YTD) budgeted amount of \$1,055,845. The Watermaster Legal Services budget was developed jointly by the Watermaster staff and Brownstein Hyatt Farber Schreck staff with specific assumptions regarding the tasks and legal activities that would occur during FY 2015/16. The "Approved" budget amount was adopted for the amount of \$933,815. The total budget was developed by multiplying the number of hours that would be required to complete the specific tasks by the hourly rate.

Budget Amendment Form (A-16-04-01) in the amount of \$250,000 was approved by Watermaster Board on May 26, 2016. The amount of \$250,000 will be funded by the Assessment invoicing scheduled for June 2016. The "Amended" Legal Services budget is now \$1,183,815 (including the \$250,000 for Safe Yield Redetermination and Reset).

WATERMASTER ADMINISTRATIVE LEGAL SERVICES:

Overall, the Watermaster Administrative Legal Services expense (6070's), as of April 30, 2016, was \$73,464 or 32.8% above the budgeted amount of \$224,157. The specific items within the Administrative Legal Services expenses (6070's) which were under budget were the expenses for Court Coordination (6071) under budget by \$8,159 or 23.9%; Annotated Judgment (6072) under budget by \$33,458 or 100.0%; Interagency Issues (6074) under budget by \$25,500 or 100.0%; and the Party Status Maintenance (6077) under budget by \$23,457 or 98.0%. The specific items within the Administrative Legal Services expenses (6070's) which were over budget were the expenses for Personnel Matters (6073) over budget by \$61,835 or 79.6%; Miscellaneous (6078) over budget by \$99,123 or 336.5%; and CCG Motion (6078.12) over budget by \$3,080 or 100.0%.

Personnel Matters: As reported during the previous monthly meetings, Watermaster's legal counsel filed an appeal with CalPERS regarding CalPERS original determination (from February 2013) which rejected the base salary of the former CEO, Desi Alvarez, with regards to his retirement pension benefit. There have been several filings of appeal and we are awaiting CalPERS determination. On December 9, 2013 CalPERS notified the attorneys of record that the CalPERS Legal Office received the case on November 22, 2013 and we would be notified when the case has been assigned to an attorney who will represent CalPERS regarding the appeal. On February 27, 2014 the case was assigned to Wesley E. Kennedy, Senior Staff Attorney for CalPERS. On July 17, 2014 a document request from CalPERS was received by Watermaster related to the pending case. On August 22, 2014 the specific documents were provided to CalPERS. On September 9, 2014 Watermaster received the Notice of Hearing from CalPERS and the hearing has been scheduled for March 11-13, 2015 at the Glendale CalPERS Regional office. On October 1, 2014 Watermaster received from CalPERS a discovery request for Case No. 2013-1113. On December 31, 2014 Brownstein Hyatt Farber Schreck provided the information to Mr. Kennedy of CalPERS as requested on October 1, 2014. On January 16, 2015 a Prehearing conference along with a Settlement conference was conducted in Los Angeles. On March 2, 2015 a Motion to Continue was granted and the new Administrative Hearing (OAH Case No. 2014080757) was scheduled for November 16-18, 2015 at the Glendale CalPERS Regional Office. On September 28, 2015 the attorney for Mr. Alvarez (Mr. Jensen), at the suggestion of Mr. Kennedy, requested a short continuance of the OAH hearing because CalPERS has scheduled a full Board hearing on the claims of one of Mr. Jensen's clients for June 9, 2016 which is right in the middle of the three-day hearing scheduled for Mr. Alvarez's case. On October 9, 2015, an Order Granting Continuance; Notice of New Hearing Dates was provided by the State of California, Department of General Services, Office of Administrative Hearings. The administrative hearing was rescheduled for January 4-6, 2016 at the Glendale CalPERS Regional Office. On October 14, 2015 a Notice of Case Reassignment was received from the CalPERS providing notice that OAH Case No. 2014080757 has been reassigned from attorney Wesley Kennedy to Preet Kaur, Staff Attorney. On November 20, 2015, a Request for Continuance was issued from CalPERS to reschedule the hearing to either the period of April 4 through April 6, 2016 or April 11 through April 15, 2016. On December 11, 2015, an Order Granting Continuance; Notice of New Hearing Dates was issued from the State of California, Department of General Services, Office of Administrative Hearings to reschedule the

hearing to April 11-13, 2016. The Administrative Hearing was held on April 11-13, 2016 at the Glendale CalPERS Regional Office. A ruling is scheduled for issuance by the Administrative Judge in July 2016.

WATERMASTER POOLS, ADVISORY AND BOARD LEGAL SERVICES:

The Pools, Advisory Committee and the Board meeting legal expenses from BHFS are captured by month within the accounts (6275, 6375, 8375, 8475 and 8575). Overall, this category of legal expenses as of April 30, 2016 was \$80,231 or 44.0% below the budgeted amount of \$182,305. Normal Brownstein Hyatt Farber Schreck meeting attendance during any given month includes attendance at all three pool meetings, one Advisory Committee meeting and one Board meeting. During the month of April 2016, the Watermaster parties agreed that the Advisory Committee and the Board meeting would not be held, adding additional cost savings to this category. The Watermaster parties had also agreed that during the month of December 2015, the three Pools, the Advisory Committee and the Watermaster Board meetings would not be held, adding cost savings to this category.

OBMP LEGAL SERVICES:

The OBMP legal expenses (accounts 6907.31 through 6907.90) were above the budget for the month. As of April 30, 2016 the category of OBMP legal expenses were \$56,617 or 8.7% above the budgeted amount of \$649,383. The majority of expenses within this OBMP category were under budget (Y-T-D), however, the BHFS Safe Yield Redetermination and Reset legal expenses (6907.42) continue to increase and exceed the monthly budget. As of April 30, 2016, the Safe Yield Redetermination and Reset legal expenses were \$271,890 or 77.0% above the budgeted amount of \$353,300. It should be noted that the 12-month annual legal budget for the Safe Yield Redetermination and Reset category was approved at an amount of \$103,300 and anticipated to be allocated within the first six months of the FY 2015/16 (July 2015 – December 2015). The approved BHFS legal budget anticipated 230 labor hours for consolidated legal staff time with regards to the Safe Yield Redetermination and Reset effort.

Budget Amendment Form (A-16-04-01) in the amount of \$250,000 was approved by Watermaster Board on May 26, 2016. The amount of \$250,000 will be funded by the Assessment invoicing scheduled for June 2016. The "Amended" Legal Services budget is now \$1,183,815 (including the \$250,000 for Safe Yield Redetermination and Reset).

The table listed below summarizes the Brownstein Hyatt Farber Schreck (BHFS) expenses as of April 30, 2016 compared to the Year-To-Date (YTD) budget. Please be advised that the "\$ Over Budget" and the "% of Budget" columns are a comparison of the (YTD) Actual to the (YTD) Budget, not the 12-month Annual Budget. The 12-month Annual Budget column is presented only to provide the data in a full and complete format. The following details are provided:

	Jul '15 - Apr '16 Actual	Jul '15 - Apr '16 Budget	\$ Over Budget	% of Budget	FY 2015/16 Annual Budget
6070 · Watermaster Legal Services					
6071 · BHFS Legal - Court Coordination	25,966.46	34,125.00	-8,158.54	76.09%	40,950.00
6072 · BHFS Legal - Annotated Judgment	0.00	33,458.00	-33,458.00	0.0%	40,150.00
6073 · BHFS Legal - Personnel Matters	139,535.01	77,700.00	61,835.01	179.58%	80,700.00
6074 · BHFS Legal - Interagency Issues	0.00	25,500.00	-25,500.00	0.0%	30,600.00
6076 · BHFS Legal - Storage Issues	0.00	0.00	0.00	0.0%	0.00
6077 · BHFS Legal - Party Status Maintenance	459.00	23,916.00	-23,457.00	1.92%	28,700.00
6078 · BHFS Legal - Miscellaneous (Note 1)	128,580.85	29,458.00	99,122.85	436.49%	35,350.00
6078.12 · BHFS Legal - CCG Motion	3,079.82	0.00	3,079.82	100.0%	0.00
Total 6070 · Watermaster Legal Services	297,621.14	224,157.00	73,464.14	132.77%	256,450.00
6275 · BHFS Legal - Advisory Committee	12,054.86	17,000.00	-4,945.14	70.91%	20,400.00
6375 · BHFS Legal - Board Meeting	49,805.72	88,805.00	-38,999.28	56.08%	106,565.00
8375 · BHFS Legal - Appropriative Pool	13,653.17	25,500.00	-11,846.83	53.54%	30,600.00
8475 · BHFS Legal - Agricultural Pool	13,030.95	25,500.00	-12,469.05	51.1%	30,600.00
8575 · BHFS Legal - Non-Ag Pool	13,529.07	25,500.00	-11,970.93	53.06%	30,600.00
Total BHFS Legal Services	102,073.77	182,305.00	-80,231.23	55.99%	218,765.00
6907.3 · WM Legal Counsel					
6907.31 · Archibald South Plume	0.00	20,416.66	-20,416.66	0.0%	24,500.00
6907.32 · Chino Airport Plume	0.00	20,416.66	-20,416.66	0.0%	24,500.00
6907.33 · Desalter/Hydraulic Control	0.00	40,750.00	-40,750.00	0.0%	48,900.00
6907.34 · Santa Ana River Water Rights	5,132.35	21,083.34	-15,950.99	24.34%	25,300.00
6907.36 · Santa Ana River Habitat	964.80	16,416.66	-15,451.86	5.88%	19,700.00
6907.38 · Reg. Water Quality Cntrl Board	0.00	11,958.34	-11,958.34	0.0%	14,350.00
6907.39 · Recharge Master Plan	13,965.43	56,750.00	-42,784.57	24.61%	68,100.00
6907.40 · Storage Agreements	535.50	71,750.00	-71,214.50	0.75%	86,100.00
6907.41 · Prado Basin Habitat Sustainability	7,452.45	11,958.34	-4,505.89	62.32%	14,350.00
6907.42 · Safe Yield Recalculation	625,190.39	353,300.00	271,890.39	176.96%	353,300.00
6907.44 · SGMA Compliance	52,759.70	0.00	52,759.70	100.0%	0.00
6907.90 · WM Legal Counsel - Unanticipated	0.00	24,583.34	-24,583.34	0.0%	29,500.00
Total 6907 · WM Legal Counsel	706,000.62	649,383.34	56,617.28	108.72%	708,600.00
Total Brownstein, Hyatt, Farber, Schreck Costs	1,105,695.53	1,055,845.34	49,850.19	104.72%	1,183,815.00

Note 1: The types of legal activities that have been charged against the "Miscellaneous" legal category account 6078 are as follows: (1) Correspondence and discussions with Watermaster staff regarding current issues/topics; (2) Correspondence with Watermaster staff regarding special projects (assessment package, annual report, audit report, business plan, etc.); (3) Brownstein's status review of ongoing Watermaster projects and issues; (4) Brownstein's update of the outstanding issues list; (5) Coordination of ongoing Watermaster projects; (6) Review of draft documents; (7) Review transfer documents; (8) Land Subsidence Committee reports/meetings; (9) Review process and criteria for re-appointment of the Watermaster 9 member Board; (10) Review current California issued drought regulations; (11) Review and comment on Waters of the United States rule making; (12) Review and draft documents for basin boundary regulations; and (13) Miscellaneous legal research on current and pending issues.

OBMP ENGINEERING SERVICES AND LEGAL COSTS

CURRENT MONTH – APRIL 2016

Reviewing in total the OBMP Engineering Services and Legal Costs (consolidating the four categories of OBMP Watermaster Staff and SAWPA, OBMP Engineering Services, OBMP Legal Costs, and OBMP Other Expenses) for the ten month period ending April 30, 2016, the actual expenses of \$1,540,516 were above the budgeted amount of \$1,436,381 by \$104,135 or 7.2%. For a detailed discussion, the following is provided.

For April 30, 2016, the accounts 6901-6903 (Optimum Basin Mgmt Program) section was below the Year-To-Date (YTD) budget by \$6,968 or 6.0%. Watermaster utilizes an in-house database time and attendance system to record and document staff's actual hours worked and also allocates those hours to a specific project or activity. Watermaster staff time could be charged to Administrative, OBMP, or Implementation Project categories. Recently, Watermaster staff spent more time on specific OBMP related areas and less time on administrative related tasks. As a result, Watermaster staff allocated more

actual time to the OBMP project as budgeted, which resulted in an under budget variance of \$6,627 or 6.4%. The remaining expense was the Santa Ana Watershed Project Authority (SAWPA) FY 2015/16 Basin Monitoring Program Task Force Contribution which was budgeted at \$12,500 but actual expenses were billed at \$12,159 which was below the budget by \$341 or 2.7% as of April 30, 2016.

For April 30, 2016, the accounts 6906 (Optimum Basin Mgmt Program Engineering Services) section was above the Year-To-Date (YTD) budget by \$62,392 or 9.5%. For FY 2015/16, the OBMP-Safe Yield Redetermination and Reset expenses (6906.73) did not have a budget amount assigned. For the month of April 2016, there were expenses of \$0 charged to the OBMP-Safe Yield Redetermination and Reset expenses. As of the Year-To-Date (YTD), this account was over budget by \$97,575 or 100.0%. The OBMP-Watermaster Model Update and the Material Physical Injury Request expenses had a budget provided for the month, but there was a small amount of activity and Engineering expenses recorded for this period. These two expenses, along with several other engineering related line items within the (6906's) assisted in reducing the overall budget variance. The OBMP Data Requests-CBWM Staff account (6906.71) was over budget by \$121,643 or 227.9% and is a large factor as to why this expense category was over budget for the month.

Within the category 6907 (Optimum Basin Mgmt Program Legal Fees) are the remaining Brownstein Hyatt Farber Schreck (BHFS) Watermaster's legal expenses. Within the legal expense category, some individual line item activities were above the budget by \$324,650 while some other line item activities were below the budget by \$268,033. Above the budget line items were the Safe Yield Redetermination and Reset of \$271,890; and the SGMA Compliance of \$52,760. Please note the SGMA Compliance is a new GL account created in January 2016 to capture these costs. The individual legal projects/activities that were below budget for the Year-To-Date (YTD) period were the Archibald South Plume of \$20,417; the Chino Airport Plume of \$20,417; the Desalter/Hydraulic Control of \$40,750; the Santa Ana River Water Rights of \$15,951; the Santa Ana River Habitat of \$15,452; the Regional Water Quality Control Board of \$11,958; the Recharge Master Plan of \$42,785; Storage Agreements of \$71,214; the Prado Basin Habitat Sustainability of \$4,506; and the WM Unanticipated of \$24,583. For the ten months ended April 30, 2016, the overall cumulative (YTD) budget was \$649,383 and the actual (BHFS) legal expenses totaled \$706,001 which resulted in an over budget variance of \$56,617 or 8.7%.

As mentioned in the Brownstein Hyatt Farber Schreck section, the annual legal budget for the Safe Yield Redetermination and Reset was approved at an amount of \$103,300. The approved BHFS legal budget anticipated 230 labor hours for consolidated legal staff time with regards to the Safe Yield Redetermination and Reset effort. The budget assumed these expenses would be recorded during the period of July 2015 through December 2015. The Mid-Year Review presentation during the February 2016 meetings discussed the anticipated over budget of the Safe Yield Redetermination and Reset category. In the month of May 2016, a Budget Amendment Form (A-16-04-01) was approved by the Watermaster Board on May 26, 2016 to add an additional budget amount of \$250,000 to this category and the funding will come from the Assessment invoicing scheduled for June 2016.

The OBMP Other Expenses (6909's) were below the budget for the month. These expenses are typically conference calls, meeting expenses, supplies, annual inspection fees, and other miscellaneous type expenses. As of April 30, 2016 this category of expenses was \$7,906 or 70.3% below the budgeted amount of \$11,250.

The Integrated Resource Plan expenses (6910's); the Preparation of a Compliance Demonstration for Stormwater Recharge expenses (6910's); as needed Support for Obtaining Grant Funding of RMPU Projects expenses (6910's); and Ground Water Velocity Field for the San Sevaine Improvement Project expenses (6910's) are billed directly to IEUA on the following month once the payment has been issued to Wildermuth Environmental, Inc. per the agreement. As of April 30, 2016 this category of expenses was fully invoiced to IEUA in the amount of \$97,444

Overall, the Optimum Basin Management Program (OBMP) category was \$1,540,516 compared to a (YTD) budget of \$1,436,381 for an over budget of \$104,135 or 7.2% as of April 30, 2016.

The table listed below summarizes the Optimum Basin Management Program (OBMP) expenses as of April 30, 2016 compared to the Year-To-Date (YTD) budget. Please be advised that the "\$ Over Budget" and the "% of Budget" columns are a comparison of the (YTD) Actual to the (YTD) Budget, not the 12-month Annual Budget. The 12-month Annual Budget column is presented only to provide the data in a full and complete format. The following details are provided:

	Jul '15 - Apr '16 Actual	Jul '15 - Apr '16 Budget	\$ Over Budget	% of Budget	FY 2015/16 Annual Budget
6900 · Optimum Basin Mgmt Plan					
6901 · WM Staff Salaries	97,456.88	104,084.00	-6,627.12	93.63%	124,709.00
6903 · OBMP SAWPA Group	12,159.00	12,500.00	-341.00	97.27%	12,500.00
Total 6901-6903 · OBMP WM Staff/SAWPA	109,615.88	116,584.00	-6,968.12	94.02%	137,209.00
6906 · OBMP Engineering Services					
6906.1 · OBMP - Watermaster Model Update	282,906.30	279,340.00	3,566.30	101.28%	279,340.00
6906.21 · State of the Basin Report	0.00	0.00	0.00	0.0%	0.00
6906.22 · Water Rights Compliance Reporting	15,593.75	20,336.66	-4,742.91	76.68%	24,404.00
6906.23 · SGMA Reporting Requirements	19,994.24	14,493.34	5,500.90	137.96%	17,392.00
6906.31 · OBMP - Pool, Advisory, Board Mtgs.	58,108.79	73,049.16	-14,940.37	79.55%	87,659.00
6906.32 · OBMP - Other General Meetings	21,700.60	27,397.50	-5,696.90	79.21%	32,877.00
6906.33 · OBMP - App. Pool Issue Resolution	0.00	45,803.34	-45,803.34	0.0%	54,964.00
6906.71 · OBMP - Data Requests - CBWM Staff	175,030.10	53,386.66	121,643.44	327.85%	64,064.00
6906.72 · OBMP - Data Requests - Non CBWM	8,524.25	31,840.00	-23,315.75	26.77%	38,208.00
6906.73 · OBMP - Safe Yield Recalculation	97,575.33	0.00	97,575.33	100.0%	0.00
6906.74 · OBMP - Mat'l Phy. Injury Requests	7,072.91	91,916.66	-84,843.75	7.7%	110,300.00
6906 · OBMP Engineering Services - Other	35,049.50	21,600.00	13,449.50	162.27%	25,920.00
Total 6906 · OBMP Engineering Services	721,555.77	659,163.32	62,392.45	109.47%	735,128.00
6907 · OBMP Legal Fees					
6907.3 · WM Legal Counsel					
6907.31 · Archibald South Plume	0.00	20,416.66	-20,416.66	0.0%	24,500.00
6907.32 · Chino Airport Plume	0.00	20,416.66	-20,416.66	0.0%	24,500.00
6907.33 · Desalter/Hydraulic Control	0.00	40,750.00	-40,750.00	0.0%	48,900.00
6907.34 · Santa Ana River Water Rights	5,132.35	21,083.34	-15,950.99	24.34%	25,300.00
6907.36 · Santa Ana River Habitat	964.80	16,416.66	-15,451.86	5.88%	19,700.00
6907.38 · Reg. Water Quality Cntrl Board	0.00	11,958.34	-11,958.34	0.0%	14,350.00
6907.39 · Recharge Master Plan	13,965.43	56,750.00	-42,784.57	24.61%	68,100.00
6907.40 · Storage Agreements	535.50	71,750.00	-71,214.50	0.75%	86,100.00
6907.41 · Prado Basin Habitat Sustainability	7,452.45	11,958.34	-4,505.89	62.32%	14,350.00
6907.42 · Safe Yield Recalculation	625,190.39	353,300.00	271,890.39	176.96%	103,300.00
6907.44 · SGMA Compliance	52,759.70	0.00	52,759.70	100.0%	0.00
6907.90 · WM Legal Counsel - Unanticipated	0.00	24,583.34	-24,583.34	0.0%	29,500.00
Total 6907 · WM Legal Counsel	706,000.62	649,383.34	56,617.28	108.72%	458,600.00
Total 6907 · OBMP Legal Fees	706,000.62	649,383.34	56,617.28	108.72%	458,600.00
6909 · OBMP Other Expenses					
6909.1 · OBMP Meetings	2,028.56	1,250.00	778.56	162.29%	1,500.00
6909.3 · Other OBMP Expenses	1,315.00	1,666.66	-351.66	78.9%	2,000.00
6909.6 · OBMP Expenses - Miscellaneous	0.00	8,333.34	-8,333.34	0.0%	10,000.00
Total 6909 · OBMP Other Expenses	3,343.56	11,250.00	-7,906.44	29.72%	13,500.00
6910 · Integrated Resource Plan					
6910.10 · IRP Groundwater Modeling - WEI	33,814.00	0.00	33,814.00	100.0%	0.00
6910.11 · WEI Support-Grant Funding-RMPU	20,825.86	0.00	20,825.86	100.0%	0.00
6910.12 · WEI Support-Stormwater Recharge	35,495.75	0.00	35,495.75	100.0%	0.00
6910.13 · IEUA-San Sevaine Improvement Project	7,308.00	0.00	7,308.00	100.0%	0.00
6910.15 · IRP Groundwater Modeling - IEUA	-97,443.61	0.00	-97,443.61	100.0%	0.00
Total 6910 · Integrated Resource Plan	0.00	0.00	0.00	0.0%	0.00
Total 6900 · Optimum Basin Mgmt Plan	1,540,515.83	1,436,380.66	104,135.17	107.25%	1,344,437.00

ENGINEERING SERVICES - OBMP IMPLEMENTATION PROJECTS COSTS
WILDERMUTH ENVIRONMENTAL, INC.

CURRENT MONTH – APRIL 2016

As of April 30, 2016, the total (YTD) Engineering Services expenses were \$494,567 or 21.7% below the (YTD) budget amount of \$2,363,567. The OBMP Implementation Projects (consolidated accounts 7100's – 7700's) were all (Under) budget as of April 30, 2016.

Wildermuth Environmental, Inc. provides Watermaster an Estimated Cost at Completion (ECAC) report each quarter. The purpose of this ECAC report is to update Watermaster on whether or not the Engineering Services budget will be above or below budget at the end of the fiscal year. If the Engineering Services budget is expected to be above budget at fiscal year-end, a Budget Amendment or Budget Transfer Form would need to be approved to ensure funding.

The Third quarter ECAC report has been issued during May 2016 for the period January 2016 through March 2016. The ECAC report shows an estimated budget savings of approximately \$227,423 which includes the "Carry-Over" funding amounts of \$136,696 from the prior year. Currently, Watermaster does not plan to present any Budget Transfers or Budget Amendments regarding the Engineering Services at this time. It is expected that at fiscal year-end June 30, 2016 there will be "Carry-Over" funding from FY 2015/16 into FY 2016/17 for ongoing engineering services projects that are overlapping in fiscal years.

PREVIOUSLY REPORTED ACTIONS (Descending Order)

February 2015:

The Second quarter ECAC report was provided as part of the FY 2015/16 Mid-Year Review during the February 2016 meetings. The ECAC report for the period ending December 31, 2015 showed a projected under budget of \$19,870. Watermaster does not plan to present any Budget Transfers or Budget Amendments at this time.

November 2015:

The First quarter ECAC report for the current fiscal year has been provided for the period ending September 30, 2015 and showed a projected over budget of \$30,411. The Second quarter ECAC report is scheduled to be issued in mid-February 2016 for the period July 2015 through December 2015.

July 2015:

The breakdown of the total FY 2015/16 Task Order amount of \$2,595,942 includes direct labor costs for Wildermuth Environmental, Inc. (80%) along with other direct charges such as equipment rental, laboratory fees, travel costs, reproduction costs, and outside professional services (20%).

The approved "Original" Engineering Services budget of \$2,595,942 was increased by "Carry Over" funding in the amount of \$136,696 to the "Amended" amount of \$2,732,638 for FY 2015/16 as provided in the Engineering Services Task Order. The "Carry Over" amount of \$136,696 from FY 2014/15 to the FY 2015/16 budget are expenses related to the ongoing long-term pumping test (\$9,813 for account 7107.2 and \$34,770 for account 7107.6), the PBHSP monitoring program (\$12,127 for account 7108.31 and \$35,986 for account 7108.41), the hydraulic control monitoring program Adaptive Management Plan (\$33,000 for account 7107.8), and expenses related to the upload of GeoTracker and EnviroStor data (\$11,000 for account 7502). All of the "Carry Over" funding is for projects or activities that have bridged previous fiscal years and are expected to be completed in the FY 2015/16 timeframe.

The table listed below summarized the Year-To-Date (YTD) Actual Wildermuth Environmental, Inc., (WEI) and other Engineering costs compared to the Year-To-Date (YTD) Budget as of April 30, 2016. Please be advised that the "\$ Over Budget" and the "% of Budget" columns are a comparison of the (YTD) Actual to the (YTD) Budget, not the 12-month Annual Budget. The 12-month Annual Budget column is presented only to provide the data in a full and complete format. The following details are provided:

	Jul '15 - Apr '16 Actual	Jul '15 - Apr '16 Budget	\$ Over Budget	% of Budget	FY 2015/16 Annual Budget
6906 · OBMP Engineering Services - Other	35,049.50	21,600.00	13,449.50	162.27%	25,920.00
6906.1 · OBMP - Watermaster Model Update	282,906.30	279,340.00	3,566.30	101.28%	279,340.00
6906.21 · State of the Basin Report	0.00	0.00	0.00	0.0%	0.00
6906.22 · Water Rights Compliance Reporting	15,593.75	20,336.66	-4,742.91	76.68%	24,404.00
6906.23 · SGMA Reporting Requirements	19,994.24	14,493.34	5,500.90	137.96%	17,392.00
6906.31 · OBMP - Pool, Advisory, Board Mtgs.	58,108.79	73,049.16	-14,940.37	79.55%	87,659.00
6906.32 · OBMP - Other General Meetings	21,700.60	27,397.50	-5,696.90	79.21%	32,877.00
6906.33 · OBMP - App. Pool Issue Resolution	0.00	45,803.34	-45,803.34	0.0%	54,964.00
6906.71 · OBMP - Data Requests - CBWM Staff	175,030.10	53,386.66	121,643.44	327.85%	64,064.00
6906.72 · OBMP - Data Requests - Non CBWM	8,524.25	31,840.00	-23,315.75	26.77%	38,208.00
6906.73 · OBMP - Safe Yield Recalculation	97,575.33	0.00	97,575.33	100.0%	0.00
6906.74 · OBMP - Mat'l Physical Injury Requests	7,072.91	91,916.66	-84,843.75	7.7%	110,300.00
7103.3 · Grdwtr Qual-Engineering	82,818.59	100,430.00	-17,611.41	82.46%	120,516.00
7103.5 · Grdwtr Qual-Lab Svcs	48,037.00	32,670.84	15,366.16	147.03%	39,205.00
7104.3 · Grdwtr Level-Engineering	137,022.26	147,025.00	-10,002.74	93.2%	176,430.00
7104.8 · Grdwtr Level-Contracted Services	0.00	8,333.34	-8,333.34	0.0%	10,000.00
7104.9 · Grdwtr Level-Capital Equipment	0.00	7,000.00	-7,000.00	0.0%	7,000.00
7107.2 · Grd Level-Engineering	46,880.68	48,591.34	-1,710.66	96.48%	56,347.00
7107.3 · Grd Level-SAR Imagery	29,000.00	85,000.00	-56,000.00	34.12%	85,000.00
7107.6 · Grd Level-Contract Svcs	146,943.50	131,677.50	15,266.00	111.59%	151,059.00
7107.8 · Grd Level-Capital Equipment	0.00	4,666.66	-4,666.66	0.0%	5,600.00
7108.3 · Hydraulic Control-Engineering	45,953.09	41,640.00	4,313.09	110.36%	49,968.00
7108.31 · Hydraulic Control-PBHSP	93,835.10	109,642.84	-15,807.74	85.58%	129,146.00
7108.32 · Hydraulic Control-Adaptive Mgmt Plan	60,845.20	43,176.00	17,669.20	140.92%	43,176.00
7108.4 · Hydraulic Control-Lab Svcs	6,496.00	20,900.84	-14,404.84	31.08%	25,081.00
7108.41 · Hydraulic Control-PBHSP	34,534.00	46,911.00	-12,377.00	73.62%	49,096.00
7108.6 · Hydraulic Control-Outside Professionals	0.00	75,000.00	-75,000.00	0.0%	90,000.00
7108.7 · Hydraulic Control-Prado Basin Habitat	4,428.00	0.00	4,428.00	100.0%	0.00
7109.3 · Recharge & Well - Engineering	13,986.75	16,555.84	-2,569.09	0.0%	19,867.00
7202.2 · Comp Recharge-Engineering Services	72,600.31	132,920.00	-60,319.69	54.62%	159,504.00
7303 · PE3&5-Engineering - Other	0.00	19,486.66	-19,486.66	0.0%	23,384.00
7402 · PE4-Engineering	48,901.88	70,590.00	-21,688.12	69.28%	84,708.00
7402.10 · PE4-MZ1 Pomona Project	223,763.16	421,879.16	-198,116.00	53.04%	506,255.00
7403 · PE4-Contract Svcs	11,000.00	16,666.66	-5,666.66	66.0%	20,000.00
7502 · PE6&7-Engineering	25,862.25	70,033.34	-44,171.09	36.93%	81,840.00
7602 · PE8&9-Engineering	14,536.00	53,606.66	-39,070.66	27.12%	64,328.00
Total Engineering Services Costs	1,868,999.54	2,363,567.00	-494,567.46	79.08%	2,732,638.00 *

* Wildermuth and Subcontractor Engineering Budget of \$2,595,942 plus Carryover Funds from FY 2014/15 of \$136,696 = \$2,732,638
Carryover Funds from FY 2014/15 = \$9,813 (7107.2); \$34,770 (7107.6); \$12,127 (7108.31); \$35,986 (7108.41); \$33,000 (7108.7); and \$11,000 (7502) = \$136,696

PRADO BASIN HABITAT SUSTAINABILITY PROGRAM

The Prado Basin Habitat Sustainability Program came about as a result of the Peace II Agreement SEIR mitigation measure 4.4-3 and was adopted by IEUA's Board in October, 2010. The purpose of the mitigation measure is to ensure that the Prado Basin riparian habitat will not be impacted by Hydraulic Control. The basic program tasks are to convene a committee that will develop this adaptive management plan, to install necessary monitoring wells, to complete vegetation and aerial surveys, and to implement photo station monitoring. In terms of the financial aspects of this program, there is a cost sharing agreement, which was approved by the Watermaster Board in September, 2012 for a total budget of \$440,000. The cost sharing agreement between IEUA and Watermaster was increased from \$220,000 to \$300,000 effective August 22, 2013 with the approval of the Board. This is a 50/50 cost sharing agreement between Watermaster and IEUA with a not to exceed amount of \$300,000 for each party. Included in that cost is hiring a consultant to develop the adaptive management plan, WEI performing the project management tasks related to the monitoring well installation, hiring a contractor to construct and install up to seventeen monitoring wells at nine separate sites, and United States Bureau of Reclamation

performing vegetation monitoring every three years. Grants have been applied for to offset the cost of this program; however, the Grants were not approved.

The process of invoicing IEUA for their 50% portion of the (WEI) invoices will be completed by Watermaster staff at the end of every quarter. The information listed below is provided for the period of May 1, 2012 through April 30, 2016:

	Wildermuth Environmental, Inc.	50% Billing "TO" IEUA	50% Billing "FROM" IEUA	Costs For Watermaster	Watermaster Staff "Hours"	Watermaster Staff "Costs"
May 2012 - Jun. 2012	\$ 11,143.75	\$ (5,571.88)	\$ -	\$ 5,571.88	4.00	\$ 411.38
Jul. 2012 - Jun. 2013	\$ 120,945.28	\$ (60,472.64)	\$ 6,275.92	\$ 66,748.56	73.00	\$ 7,837.27
Jul. 2013 - Jun. 2014	\$ 21,722.09	\$ (10,861.05)	\$ 474.09	\$ 11,335.14	56.00	\$ 5,719.30
Jul. 2014 - Jun. 2015	\$ 198,138.44	\$ (99,069.22)	\$ -	\$ 99,069.22	9.00	\$ 1,141.63
Jul. 2015 - Apr. 2016	\$ 4,428.00	\$ (2,214.00)	\$ -	\$ 2,214.00	30.00	\$ 3,587.65
Totals	\$ 356,377.56	\$ (178,188.78)	\$ 6,750.01	\$ 184,938.79	172.00	\$ 18,697.23
	7108.7	7108.71, 7108.72	7108.75			7108.11

OTHER INCOME AND EXPENSE

There were no other significant items to report within the category of Other Income and Expenses for the month ending April 30, 2016.

PREVIOUSLY REPORTED ACTIONS (Descending Order)

July 2015:

Per section VI.D.3 of the Groundwater Storage Program Funding Agreement No. 49960 in the Chino Basin with The Metropolitan Water District of Southern California, the FY 2015/16 annual administrative fee invoice was issued on July 1, 2015 in the amount of \$157,349.47 under invoice number DYY 15-01. On August 3, 2015 payment in the amount of \$157,349.47 was received from The Metropolitan Water District of Southern California.

"CARRY OVER" FUNDING

CURRENT MONTH – APRIL 2016

As of April 30, 2016, the total (YTD) amount remaining of the "Carried Over" funding is \$1,471,243.40 (\$1,872,937.85 - \$401,694.45 = \$1,471,243.40). The following details are provided:

"Carried Over" Expenses At June 30, 2015

			GL Account			
Printing - Annual Report	\$ 5,000.00	A	6045	FY 2014/15	ADM	
Rauch Communication Consultants - Annual Report	\$ 15,000.00	B	6061.3	FY 2014/15	ADM	
Ground Level Monitoring - Engineering	\$ 9,813.00	C	7107.2 ¹	FY 2014/15	ENG	
Ground Level - Contracted Services	\$ 34,770.00	D	7107.6 ¹	FY 2014/15	ENG	
Chino Hills ASR Project	\$ 29,285.99	E	7107.62	FY 2013/14	ASR	
Hydraulic Control Engineering - PBHSP	\$ 12,127.00	F	7108.31 ²	FY 2014/15	ENG	
Hydraulic Control Monitoring Lab Services - PBHSP	\$ 35,986.00	G	7108.41 ²	FY 2014/15	ENG	
Hydraulic Control Monitoring - Adaptive Mgmt Plan	\$ 33,000.00	H	7108.32 ³	FY 2014/15	ENG	
Jurupa Pumping Station (TO #5)	\$ 37,981.33	I	7209.1	FY 2013/14	PROJ	
Wineville Basin Proof of Concept (TO #6)	\$ 35,397.53	J	7209.2	FY 2013/14	PROJ	
PE 6&7 - Engineering Services	\$ 11,000.00	K	7502 ⁴	FY 2014/15	ENG	
Hickory Basin Recharge Improvement Project	\$ 3,877.00	L	7690.3	FY 2013/14	PROJ	
San Sevaine Recharge Improvement Project (TO #8)	\$ 300,000.00	M	7690.4	FY 2013/14	PROJ	
San Sevaine Recharge Improvement Project (TO #8)	\$ 175,000.00	M	7690.4	FY 2014/15	PROJ	
CB20 Turnout Noise Abatement Project	\$ 58,193.00	N	7690.5	FY 2011/12	PROJ	
CB20 Turnout Noise Abatement Project	\$ 21,807.00	N	7690.5	FY 2013/14	PROJ	
GWR SCADA Upgrades (TO #4)	\$ 45,700.00	O	7690.61	FY 2013/14	PROJ	
GWR SCADA Upgrades (TO #4)	\$ 337,500.00	O	7690.61	FY 2014/15	PROJ	
SCADA Communication Upgrades (TO #3)	\$ 547,500.00	P	7690.62	FY 2014/15	PROJ	
Upper Santa Ana River HCP (TO #7)	\$ 75,000.00	Q	7690.7	FY 2014/15	PROJ	
Lower Day Basin RMPU (TO #2)	\$ 49,000.00	R	7690.8	FY 2014/15	PROJ	
Total Balance, June 30, 2015	\$ 1,872,937.85					

"Carried Over" Balance, July 1, 2015	\$ 1,872,937.85					
Less: (Invoices Received To Date FY 2015/16)						
Printing - Annual Report	\$ (5,000.00)	A	6045	FY 2014/15	ADM	
Rauch Communication Consultants - Annual Report	\$ (15,000.00)	B	6061.3	FY 2014/15	ADM	
Hydraulic Control Monitoring Lab Services - PBHSP	\$ (9,820.00)	G	7108.41 ²	FY 2014/15	ENG	
Hydraulic Control Monitoring - Adaptive Mgmt Plan	\$ (33,000.00)	H	7108.32 ³	FY 2014/15	ENG	
San Sevaine Recharge Improvement Project (TO #8)	\$ (111,118.08)	M	7690.4	FY 2014/15	PROJ	
CB20 Turnout Noise Abatement Project	\$ (25,207.74)	N	7690.5	FY 2014/15	PROJ	
GWR SCADA Upgrades (TO #4)	\$ (56,514.47)	O	7690.61	FY 2014/15	PROJ	
SCADA Communication Upgrades (TO #3)	\$ (97,034.16)	P	7690.62	FY 2014/15	PROJ	
Lower Day Basin RMPU (TO #2)	\$ (49,000.00)	R	7690.8	FY 2014/15	PROJ	
Updated Balance as of April 30, 2016	\$ 1,471,243.40					

¹ Long-Term Pumping Test

³ Adaptive Management Plan

² Prado Basin Habitat Sustainability Program monitoring program

⁴ Upload GeoTracker and EnviroStor sites

BACKGROUND OF "CARRY OVER" FUNDING

Once the FY 2014/15 period as of June 30, 2015 was closed, the amount of unfinished capital projects and related engineering costs was calculated and the "Carry Over" funding amount was added to the current FY 2015/16 budget. The Total "Carry Over" funding amount of \$1,872,937.852 was posted to the accounts as of July 1, 2016. The total amount of \$1,872,937.85 consisted of \$1,686,955.86 from Capital

Improvement Projects; \$136,696.00 from Engineering Services; \$29,285.99 from the Chino Hills ASR Project; and \$20,000.00 from the Administration budget for completion of the Annual Reports.

Several projects were completed during FY 2014/15 and have remaining funds available to be either (1) transferred to other project(s) that need additional funding, (2) keep amounts on reserve for future Capital Improvement Projects, or (3) refunded back to the Appropriative Pool when the Assessment package is invoiced. The funding amounts available are as follows: Jurupa Pumping Station in the amount of \$37,981.33 (account 7209.1); Wineville Basin Proof of Concept in the amount of \$35,397.53 (account 7209.2); and Hickory Basin Recharge Improvement Project in the amount of \$3,877.00 (account 7690.3). The total amount available is \$77,255.86 ($\$37,981.33 + \$35,397.53 + \$3,877.00 = \$77,255.86$).

The San Sevaine Recharge Improvement Project-Task Order #8 has a remaining funded budget balance of \$475,000 in account (7690.4); the CB 20 Turnout project has a remaining funded budget balance of \$80,000 in account (7690.5); the GWR SCADA Upgrades-Task Order #4 has a remaining funded budget balance of \$383,200 in account (7960.61); the SCADA Communication Upgrades-Task Order #3 has a remaining funded budget balance of \$547,500 in account (7690.62); the Upper Santa Ana River HCP-Task Order #7 has a remaining funded balance of \$75,000 in account (7690.7); and the Lower Day Basin RMPU-Task Order #2 has a remaining funded budget balance of \$49,000 in account (7690.8). The total funded budget for these combined projects is \$1,609,700.

Unspent funds related to ongoing projects and associated activities from the Engineering Services budget from FY 2014/15 in several accounts totaling \$136,696 were "Carried Over" into the current FY 2015/16 budget. These funds were from the Ground Level Monitoring-Engineering (7107.2) in the amount of \$9,813; Ground Level Monitoring-Contracted Services (7107.6) in the amount of \$34,770; Hydraulic Control Monitoring-Engineering-PBHSP (7108.31) in the amount of \$12,127; Hydraulic Control Monitoring-Lab Services-PBHSP (7108.41) in the amount of \$35,986; Hydraulic Control Monitoring-Adaptive Management Plan (7108.7) in the amount of \$33,000; and Cooperative Efforts/Salt Management Engineering Services (7502) in the amount of \$11,000.

The ongoing Chino Hills ASR Project continues into FY 2015/16 and previous years funding of \$29,285.99 has been carried over into account (7107.62).

Unspent funds of \$20,000 related to the ongoing Annual Reports for development, production, and printing from the Administrative budget from FY 2014/15 from two accounts were "Carried Over" into the current FY 2015/16 budget. These funds were from the Printing-Annual Report (6045) in the amount of \$5,000; and Rauch Communication Consultants-Annual Report (6061.3) in the amount of \$15,000.

As invoices are received from the vendors and booked against these items listed above, the "Carried Over" balance will be reduced throughout the current fiscal year. At June 30, 2016, any remaining balances of the FY 2015/16 and prior years funding (if any), along with any new FY 2015/16 expenses, will then be "Carried Over" into the FY 2016/17 budget.

AUDIT FIELD WORK

FY 2015/16

Auditors from the audit firm of Fedak & Brown, LLP were onsite at the Watermaster offices on March 28, 2016. This was the start of the interim field work for the period of July 1, 2015 through January 31, 2016. The final field work for the period of February 1, 2016 through June 30, 2016 is planned for August 2016, with the Annual Financial and Audit Reports presented to the Watermaster Board at the November 17, 2016 Board meeting. The Annual Financial and Audit Reports for FY 2015/16 will be posted to the Watermaster website in December 2016.

FY 2014/15

Auditors from the audit firm of Fedak & Brown LLP were onsite at the Watermaster offices on August 10 and August 11, 2015. This was the final field work and the start of the development of the audited

financial reports and statements for FY 2014/15. The initial field work was completed on June 15 and June 16, 2015. On November 19, 2015, the Senior Manager of Fedak & Brown, LLP presented the Annual Financial and Audit Reports to the Watermaster Board. The Annual Financial and Audit Reports for FY 2014/15 were posted to the Watermaster website on November 23, 2015.

FY 2015/16 EXHIBIT "G" NON-AGRICULTURAL POOL SALE OF WATER

Pursuant to Exhibit "G" of the Restated Judgment, members of the Overlying (Non-Agricultural) Pool may annually transfer water to members of the Appropriative Pool through a Watermaster clearinghouse process. Watermaster purchases water from the Overlying (Non-Agricultural) Pool members, which Watermaster then transfers to the members of the Appropriative Pool based on the prescribed process. Members of the Appropriative Pool purchasing water through the process must complete their payments to Watermaster by June 30 of the fiscal year. Watermaster has determined that California Steel Industries, Inc. (CSI), California Speedway Corporation (Auto Club Speedway), and NRG CA South, LP are in compliance with Restated Judgment, Exhibit "G" ¶19(g), authorizing 2015-2016 Exhibit "G" Physical Solution Transfers.

The invoices to the eleven Appropriators who purchased Exhibit "G" water from the Non-Agricultural Pool were issued on March 25, 2016 totaling \$2,540,000. Once Watermaster has received all of the payments from the Appropriators and those payments have cleared the bank, Watermaster will issue payment to California Steel Industries, Inc. (CSI) in the amount of \$1,270,000 (2,500.000 AF x \$508.00 = \$1,270,000); California Speedway Corporation (Auto Club Speedway) in the amount of \$508,000 (1,000.000 AF x \$508.00 = \$508,000); and NRG CA South, LP in the amount of \$762,000 (1,500.000 AF x \$508.00 = \$762,000).

ASSESSMENT INVOICING

CURRENT MONTH – MARCH 2016

With the Safe Yield Redetermination and Reset court hearing date changed to June 24, 2016, Watermaster will be issuing the FY 2015/16 Assessment Package (Production Year FY 2014/15) during the month of June 2016. If the Assessment Package is approved at the Watermaster Board meeting scheduled for June 23, 2016 the assessment invoices would be emailed to the parties on the same day. Payment would be due to Watermaster 30 days from the invoice date of June 23, 2016.

PREVIOUSLY REPORTED ACTIONS (Descending Order)

February 2015:

As discussed during the FY 2015/16 Mid-Year Review during the February 2016 meetings, if the Safe Yield Redetermination and Reset is resolved and completed during the April 8, 2016 court hearing, the FY 2015/16 Assessment Package (Production Year FY 2014/15) could be completed and presented in the June or July 2016 timeframe. If the Assessment invoices were then issued in July 2016, payment would be due to Watermaster in August 2016. As presented during the FY 2015/16 Mid-Year Review, Watermaster projects the current cash flow could sustain Watermaster until late September 2016.

December 2015:

Due to the Safe Yield Reset process this year, and the effects that it had on the Assessment Package, production of the Assessment Package was delayed. The Assessment Package will not be produced until the Court has considered the Safe Yield Reset Agreement, which is expected in a few months. However, Watermaster cannot wait until that time to collect assessments, as the funds will be needed sooner than that in order to keep Watermaster operational.

On November 19, 2015 the Watermaster Board approved staff's recommendation for collection of an interim partial assessment based upon fifty percent of last year's Appropriative Pool Admin and OBMP assessments, including those paid on behalf of the Agricultural Pool, in addition to fifty percent of last

year's Recharge Debt and Recharge Improvement assessments, and to collect fifty percent of last year's Non-Ag Pool Admin and OBMP assessments. The balance, accounting for the interim assessment, would be collected when the Assessment Package is produced, following consideration of the Safe Yield Reset Agreement by the Court. Note that if a Party has an amount due of less than \$500 (including special assessments), collection was deferred until the final assessment invoice later in the fiscal year.

Included as part of the interim assessment invoicing, the Non-Agricultural Pool had a Special Assessment of \$60,000 as approved during a Confidential Session on November 12, 2015. The \$60,000 was allocated to the Non-Agricultural Pool members based upon the tentative actual production numbers from 2014/15 and will be adjusted once all Water Activity Reports (WARs) have been received.

The Watermaster staff issued and emailed the "interim" Assessment invoices on Thursday, November 19, 2015. The Assessment invoices were due 30 days from invoice date, on or before Monday, December 21, 2015. New for this payment cycle is the ability for parties to pay their invoice either by check or by wire transfer.

All "interim" Assessment invoice payments have been received.

ATTACHMENTS

1. Financial Report - B5

	1/12th (8.33%) of the Total Budget				10/12th (83%) of the Total Budget				100% of the Total Budget			
	For The Month of April 2016				Year-To-Date as of April 30, 2016				Fiscal Year End as of June 30, 2016			
	Actual	Budget	\$ Over(Under)	% of Budget	Actual	Budget	\$ Over(Under)	% of Budget	Projected	Budget	\$ Over(Under)	% of Budget
Income												
4010 · Local Agency Subsidies	0.00	0.00	0.00	0.0%	157,349.47	157,941.00	-591.53	99.63%	157,349.47	157,941.00	-591.53	99.63%
4110 · Admin Asmnts-Approp Pool	0.00	250,000.00	-250,000.00	0.0%	3,569,781.01	8,887,418.00	-5,317,636.99	40.17%	8,887,418.00	8,887,418.00	0.00	100.0%
4120 · Admin Asmnts-Non-Agri Pool	0.00	0.00	0.00	0.0%	151,739.47	296,797.00	-145,057.53	51.13%	296,797.00	296,797.00	0.00	100.0%
4700 · Non Operating Revenues	0.00	0.00	0.00	0.0%	18,110.07	16,537.00	1,573.07	109.51%	24,146.00	22,050.00	2,096.00	109.51%
4900 · Miscellaneous Income	0.00	0.00	0.00	0.0%	0.00	0.00	0.00	0.0%	0.00	0.00	0.00	0.0%
Total Income	0.00	250,000.00	-250,000.00	0.0%	3,896,980.02	9,358,693.00	-5,461,712.98	41.64%	9,365,710.47	9,364,206.00	1,504.47	100.02%
Gross Profit	0.00	250,000.00	-250,000.00	0.0%	3,896,980.02	9,358,693.00	-5,461,712.98	41.64%	9,365,710.47	9,364,206.00	1,504.47	100.02%
Expense												
6010 · Admin. Salary/Benefit Costs	71,330.89	74,309.00	-2,978.11	95.99%	729,599.50	736,152.00	-6,552.50	99.11%	877,531.46	880,591.00	-3,059.54	99.65%
6020 · Office Building Expense	7,713.55	9,432.00	-1,718.45	81.78%	85,778.51	93,001.00	-7,222.49	92.23%	105,814.08	110,381.00	-4,566.92	95.86%
6030 · Office Supplies & Equip.	3,079.67	2,630.00	449.67	117.1%	22,395.35	27,300.00	-4,904.65	82.03%	30,638.84	32,560.00	-1,921.16	94.1%
6040 · Postage & Printing Costs	3,810.98	4,102.00	-291.02	92.91%	42,970.48	50,976.00	-8,005.52	84.3%	59,445.16	60,032.00	-586.84	99.02%
6050 · Information Services	13,266.81	10,070.00	3,196.81	131.75%	107,183.33	112,700.00	-5,516.67	95.11%	129,001.54	131,840.00	-2,838.46	97.85%
6060 · Contract Services	1,806.37	0.00	1,806.37	100.0%	32,379.12	55,600.00	-23,220.88	58.24%	54,381.50	55,600.00	-1,218.50	97.81%
6070 · Watermaster Legal Services	85,988.30	58,345.00	27,643.30	147.38%	297,621.14	224,157.00	73,464.14	132.77%	267,114.14	256,450.00	10,664.14	104.16%
6080 · Insurance	0.00	0.00	0.00	0.0%	26,083.25	26,776.00	-692.75	97.41%	27,583.25	27,916.00	-332.75	98.81%
6110 · Dues and Subscriptions	0.00	250.00	-250.00	0.0%	19,016.72	20,835.00	-1,818.28	91.27%	20,842.60	21,335.00	-492.40	97.69%
6140 · WM Admin Expenses	135.43	75.00	60.43	180.57%	1,542.71	2,250.00	-707.29	68.57%	2,400.66	2,700.00	-299.34	88.91%
6150 · Field Supplies	0.00	0.00	0.00	0.0%	828.11	1,450.00	-621.89	57.11%	1,117.20	1,450.00	-332.80	77.05%
6170 · Travel & Transportation	515.46	1,755.00	-1,239.54	29.37%	17,712.24	20,995.00	-3,282.76	84.36%	22,456.22	25,320.00	-2,863.78	88.69%
6190 · Training, Conferences, Seminars	2,409.00	0.00	2,409.00	100.0%	22,889.16	18,142.00	4,747.16	126.17%	27,640.06	22,400.00	5,240.06	123.39%
6200 · Advisory Comm - WM Board	800.13	3,669.00	-2,868.87	21.81%	24,748.30	36,424.00	-11,675.70	67.95%	34,104.56	43,674.00	-9,569.44	78.09%
6300 · Watermaster Board Expenses	1,743.79	14,942.00	-13,198.21	11.67%	96,622.53	149,001.00	-52,378.47	64.85%	137,526.70	178,744.00	-41,217.30	76.94%
8300 · Appr PI-WM & Pool Admin	2,776.55	11,378.00	-8,601.45	24.4%	96,222.02	113,429.00	-17,206.98	84.83%	122,696.88	136,069.00	-13,372.12	90.17%
8400 · Agri Pool-WM & Pool Admin	3,227.39	5,008.00	-1,780.61	64.45%	32,970.61	49,775.00	-16,804.39	66.24%	47,492.78	59,690.00	-12,197.22	79.57%
8467 · Ag Legal & Technical Services	0.00	17,084.00	-17,084.00	0.0%	235,920.00	170,834.00	65,086.00	138.1%	331,855.00	205,000.00	126,855.00	161.88%
8470 · Ag Meeting Attend -Special	750.00	1,850.00	-1,100.00	40.54%	23,350.00	18,500.00	4,850.00	126.22%	33,250.00	22,200.00	11,050.00	149.78%
8471 · Ag Pool Expense	0.00	0.00	0.00	0.0%	0.00	48,750.00	-48,750.00	0.0%	30,000.00	65,000.00	-35,000.00	46.15%
8485 · Ag Pool - Misc. Exp. - Ag Fund	0.00	0.00	0.00	0.0%	0.00	300.00	-300.00	0.0%	100.00	400.00	-300.00	25.0%
8500 · Non-Ag PI-WM & Pool Admin	3,219.40	9,018.00	-5,798.60	35.7%	79,117.63	89,998.00	-10,880.37	87.91%	97,727.24	107,974.00	-10,246.76	90.51%
9400 · Depreciation Expense	0.00	0.00	0.00	0.0%	0.00	0.00	0.00	0.0%	5,500.00	0.00	5,500.00	100.0%
9500 · Allocated G&A Expenditures	-11,257.30	-33,442.00	22,184.70	33.66%	-176,708.94	-334,422.00	157,713.06	52.84%	-229,474.56	-401,307.00	171,832.44	57.18%
6900 · Optimum Basin Mgmt Plan	100,143.94	329,267.66	-229,123.72	30.41%	1,540,515.83	1,436,380.66	104,135.17	107.25%	1,614,587.02	1,594,437.00	20,150.02	101.26%
6950 · Mutual Agency Projects	0.00	0.00	0.00	0.0%	0.00	10,000.00	-10,000.00	0.0%	0.00	10,000.00	-10,000.00	0.0%
9501 · G&A Expenses Allocated-OBMP	1,699.14	10,721.34	-9,022.20	15.85%	61,701.87	107,213.34	-45,511.47	57.55%	92,931.12	128,656.00	-35,724.88	72.23%
7101 · Production Monitoring	3,664.05	4,783.50	-1,119.45	76.6%	62,400.39	47,194.00	15,206.39	132.22%	78,696.28	56,547.00	22,149.28	139.17%
7102 · In-line Meter Installation	0.00	5,601.91	-5,601.91	0.0%	5,738.08	55,918.16	-50,180.08	10.26%	33,247.10	67,087.00	-33,839.90	49.56%
7103 · Grdwtr Quality Monitoring	603.79	18,431.27	-17,827.48	3.28%	138,225.19	183,688.52	-45,463.33	75.25%	251,627.78	220,342.00	31,285.78	114.2%
7104 · Gdwtr Level Monitoring	16,122.70	21,107.00	-4,984.30	76.39%	189,092.41	206,827.00	-17,734.59	91.43%	235,510.64	247,627.00	-12,116.36	95.11%
7105 · Sur Wtr Qual Monitoring	0.00	0.00	0.00	0.0%	0.00	0.00	0.00	0.0%	0.00	0.00	0.00	0.0%
7107 · Ground Level Monitoring	50,086.71	35,285.25	14,801.46	141.95%	227,765.85	299,221.49	-71,455.64	76.12%	247,192.28	327,291.99	-80,099.71	75.53%

	1/12th (8.33%) of the Total Budget				10/12th (83%) of the Total Budget				100% of the Total Budget			
	For The Month of April 2016				Year-To-Date as of April 30, 2016				Fiscal Year End as of June 30, 2016			
	Actual	Budget	\$ Over(Under)	% of Budget	Actual	Budget	\$ Over(Under)	% of Budget	Projected	Budget	\$ Over(Under)	% of Budget
7108 · Hydraulic Control Monitoring	29,756.52	25,509.18	4,247.34	116.65%	249,679.04	346,257.68	-96,578.64	72.11%	374,344.70	397,236.00	-22,891.30	94.24%
7109 · Recharge & Well Monitoring Prog	3,790.00	1,655.59	2,134.41	228.92%	13,986.75	16,555.84	-2,569.09	84.48%	12,419.50	19,867.00	-7,447.50	62.51%
7200 · PE2- Comp Recharge Pgm	7,596.87	17,203.66	-9,606.79	44.16%	614,966.11	1,044,312.52	-429,346.41	58.89%	1,010,552.00	1,078,549.86	-67,997.86	93.7%
7300 · PE3&5-Water Supply/Desalate	0.00	3,792.00	-3,792.00	0.0%	0.00	37,749.00	-37,749.00	0.0%	0.00	45,276.00	-45,276.00	0.0%
7400 · PE4- Mgmt Plan	22,236.32	51,886.91	-29,650.59	42.86%	285,405.54	518,766.16	-233,360.62	55.02%	565,215.04	622,505.00	-57,289.96	90.8%
7500 · PE6&7-CoopEfforts/SaltMgmt	852.50	6,843.34	-5,990.84	12.46%	25,862.25	79,318.34	-53,456.09	32.61%	71,609.50	92,966.00	-21,356.50	77.03%
7600 · PE8&9-StorageMgmt/Conj Use	0.00	6,424.82	-6,424.82	0.0%	14,589.18	64,106.32	-49,517.14	22.76%	49,178.36	76,909.00	-27,730.64	63.94%
7690 · Recharge Improvement Debt Pymt	0.00	0.00	0.00	0.0%	690,503.45	3,369,227.00	-2,678,723.55	20.49%	2,786,006.90	3,932,677.00	-1,146,670.10	70.84%
7700 · Inactive Well Protection Prgm	0.00	41.66	-41.66	0.0%	0.00	416.66	-416.66	0.0%	0.00	500.00	-500.00	0.0%
9502 · G&A Expenses Allocated-Projects	9,558.16	22,720.91	-13,162.75	42.07%	115,007.07	227,209.16	-112,202.09	50.62%	136,543.44	272,651.00	-136,107.56	50.08%
Total Expense	437,427.12	751,751.00	-314,323.88	58.19%	6,053,680.78	9,783,284.85	-3,729,604.07	61.88%	9,796,406.97	11,237,143.85	-1,440,736.88	87.18%
Net Ordinary Income	-437,427.12	-501,751.00	64,323.88	87.18%	-2,156,700.76	-424,591.85	-1,732,108.91	507.95%	-430,696.50	-1,872,937.85	1,442,241.35	23.0%
Other Income												
4210 · Approp Pool-Replenishment	0.00	0.00	0.00	0.0%	0.00	0.00	0.00	0.0%	0.00	0.00	0.00	0.0%
4220 · Non-Ag Pool-Replenishment	0.00	0.00	0.00	0.0%	0.00	0.00	0.00	0.0%	0.00	0.00	0.00	0.0%
4225 · Interest Income	0.00	0.00	0.00	0.0%	4,198.12	0.00	4,198.12	100.0%	5,597.00	0.00	5,597.00	100.0%
4226 · LAIF Fair Market Value	0.00	0.00	0.00	0.0%	0.00	0.00	0.00	0.0%	0.00	0.00	0.00	0.0%
4600 · Groundwater Sales	0.00	0.00	0.00	0.0%	2,540,000.00	0.00	2,540,000.00	100.0%	2,540,000.00	0.00	2,540,000.00	100.0%
Total Other Income	0.00	0.00	0.00	0.0%	2,544,198.12	0.00	2,544,198.12	100.0%	2,545,597.00	0.00	2,545,597.00	100.0%
Other Expense												
5010 · Groundwater Replenishment	0.00	0.00	0.00	0.0%	0.00	0.00	0.00	0.0%	0.00	0.00	0.00	0.0%
5100 · Other Water Purchases	0.00	0.00	0.00	0.0%	2,540,000.00	0.00	2,540,000.00	100.0%	2,540,000.00	0.00	2,540,000.00	100.0%
9200 · Interest Expense	0.00	0.00	0.00	0.0%	0.00	0.00	0.00	0.0%	0.00	0.00	0.00	0.0%
9251 · Other Post Employment Benefits	0.00	0.00	0.00	0.0%	0.00	0.00	0.00	0.0%	0.00	0.00	0.00	0.0%
9996 · Refund-Excess Reserves-Approp.	0.00	0.00	0.00	0.0%	0.00	0.00	0.00	0.0%	0.00	0.00	0.00	0.0%
9997 · Refund-Excess Reserves-NonAg	0.00	0.00	0.00	0.0%	0.00	0.00	0.00	0.0%	0.00	0.00	0.00	0.0%
9998 · Refund-Recharge Debt-Approp.	0.00	0.00	0.00	0.0%	0.00	0.00	0.00	0.0%	0.00	0.00	0.00	0.0%
9999 · To/(From) Reserves	0.00	0.00	0.00	0.0%	0.00	0.00	0.00	0.0%	0.00	0.00	0.00	0.0%
Total Other Expense	0.00	0.00	0.00	0.0%	2,540,000.00	0.00	2,540,000.00	100.0%	2,540,000.00	0.00	2,540,000.00	100.0%
Net Other Income	0.00	0.00	0.00	0.0%	4,198.12	0.00	4,198.12	100.0%	5,597.00	0.00	5,597.00	100.0%
Net Income	-437,427.12	-501,751.00	64,323.88	87.18%	-2,152,502.64	-424,591.85	-1,727,910.79	506.96%	-425,099.50	-1,872,937.85	1,447,838.35	22.7%

Note: Please see the staff report (Financial Report-B5) for additional detailed information on the account categories.

CHINO BASIN WATERMASTER

I. CONSENT CALENDAR

C. CBWM 37th ANNUAL REPORT



CHINO BASIN WATERMASTER

9641 San Bernardino Road, Rancho Cucamonga, Ca 91730
Tel: 909.484.3888 Fax: 909.484.3890 www.cbwm.org

PETER KAVOUNAS, P.E.
General Manager

STAFF REPORT

DATE: June 16, 2016
TO: Advisory Committee Members
SUBJECT: 37th Annual Report (Consent Calendar Item I.C.)

SUMMARY

Issue: Watermaster is required annually to file an Annual Report with the Court. The 37th Annual Report (Fiscal Year 2013-14) has been drafted.

Recommendation: Recommend that the Watermaster Board adopt the 37th Annual Report, along with filing a copy with the Court, subject to any necessary non-substantive changes.

Financial Impact: The costs of preparing the Annual Report and filing it with the Court are included in the Watermaster budget as a cost of compliance with the Restated Judgment.

Future Consideration

Advisory Committee: June 16, 2016 – Recommend to the Watermaster Board to adopt the 37th Annual Report, along with filing a copy with the Court, subject to any necessary non-substantive changes.

Watermaster Board: June 23, 2016 – Adopt the 37th Annual Report, along with filing a copy with the Court, subject to any necessary non-substantive changes. [Discretionary Function]

ACTIONS:

Appropriative Pool: June 9, 2016 – Unanimously recommended that the Advisory Committee recommend to the Watermaster Board to adopt the 37th Annual Report, along with filing a copy with the Court, subject to any necessary non-substantive changes.

Non-Agricultural Pool: June 9, 2016 – Unanimously moved to direct the Pool representatives to support at the Advisory Committee and Watermaster Board meetings subject to changes which they deem appropriate.

Agricultural Pool: June 9, 2016 – Unanimously recommend that the Advisory Committee recommend to the Watermaster Board to adopt the 37th Annual Report, along with filing a copy with the Court, subject to any necessary non-substantive changes.

June 16, 2016 – Advisory Committee –
June 23, 2016 – Watermaster Board –

BACKGROUND

Paragraph 48 of the Restated Judgment requires that Watermaster file an Annual Report with the Court each year. The Restated Judgment states that the Report shall apply to the preceding fiscal years' operation, contain details as to operation of the Pools, contain a certified audit of assessments and expenditures pursuant to this Physical Solution, and review Watermaster activity.

DISCUSSION

The 37th Annual Report has been drafted. It covers fiscal year 2013-14. The report summarizes Watermaster's activities during the fiscal year, includes pages from the Assessment Package, and includes the annual audit. Once adopted by the Board, the Annual Report will be filed with the Court.

ATTACHMENTS

1. Final Draft of the 37th Annual Report

Please access the Report at:

[http://www.cbwm.org/FTP/Meeting%20Packets%20and%20Agendas/20160616%20CBWM%2037th%20Annual%20Report%20\(Fiscal%20Year%202013-14\).pdf](http://www.cbwm.org/FTP/Meeting%20Packets%20and%20Agendas/20160616%20CBWM%2037th%20Annual%20Report%20(Fiscal%20Year%202013-14).pdf)

CHINO BASIN WATERMASTER

II. BUSINESS ITEMS

A. CBWM 2015/16 ASSESSMENT PACKAGE



CHINO BASIN WATERMASTER

9641 San Bernardino Road, Rancho Cucamonga, Ca 91730
Tel: 909.484.3888 Fax: 909.484.3890 www.cbwm.org

PETER KAVOUNAS, P.E.
General Manager

STAFF REPORT

DATE: June 16, 2016
TO: Advisory Committee Members
SUBJECT: Fiscal Year 2015/16 Assessment Package (Business Item II.A.)

SUMMARY

Issue: Chino Basin Watermaster Fiscal Year 2015/16 Assessment Package, based on Production Year 2014/15.

Recommendation: Approve the Fiscal Year 2015/16 Assessment Package as presented, including no credit for Stormwater New Yield and postponing the assessment of Desalter Replenishment Obligation until the Court's consideration of the 2015 Safe Yield Reset Agreement.

Financial Impact: Collection of assessments according to the Assessment Package creates the funds that are used during the current fiscal year for budgeted expenses.

Future Consideration

Advisory Committee: June 16, 2016 Approval

Watermaster Board: June 23, 2016 Approval [Advisory Committee Approval Required]

ACTIONS:

June 9, 2016 – Appropriative Pool – Recommended by majority vote to the Advisory Committee to approve the Fiscal Year 2015-2016 Assessment Package as presented; no vote by City of Chino.

June 9, 2016 – Non-Agricultural Pool – Moved unanimously to direct the Pool representatives to support the Fiscal Year 2015-16 Assessment Package at the Advisory Committee and Watermaster Board meetings subject to changes which they deem appropriate.

June 9, 2016 – Agricultural Pool – Unanimously recommended to the Advisory Committee to approve the Fiscal Year 2015-2016 Assessment Package as presented.

June 16, 2016 – Advisory Committee –

June 23, 2016 – Watermaster Board –

BACKGROUND

Watermaster issues an Assessment Package annually based on production during the previous production year (July 1 through June 30). Production information is generally collected quarterly, and other necessary information is collected annually. Assessments create funds that are used during the current fiscal year for budgeted expenses. Assessments are based on the approved budget allocated across the total assessable production in the Basin.

DISCUSSION

The Parties of the Non-Agricultural Pool and the Appropriative Pool were each sent a copy of their Water Activity Report in August that summarized their water activity for the previous year, including production, Dry Year Yield (DYY), land use conversions, transfers, and assignments. Each Party was asked to verify the data gathered and summarized by Watermaster. The Water Activity Reports were received back, and any necessary corrections were made.

In light of the pending Court consideration of the 2015 Safe Yield Reset Agreement (2015 SYRA), which has the possibility of changing the Assessment Package calculations, the Advisory Committee approved an Interim Assessment in November 2015. The Interim Assessment collected funds equal to approximately 50% of the prior year's assessments, to allow partial funding of Watermaster activities until the Court takes action on the 2015 SYRA. At this time, the Court is scheduled to hear the matter on June 24, 2016 and it is prudent to issue an Assessment Package for Fiscal Year 2015/16 (Production Year 2014/15) to complete the collection of the FY 2015/16 Budget funds. The Assessment Package will be revisited, if necessary, after the Court's consideration of the 2015 SYRA.

Watermaster plans to hold an Assessment Package Workshop on June 7, 2016. The purpose of the Assessment Package Workshop is to review the prior year production, transfers, DYY, etc., and to review the current year cash requirements pursuant to the adopted budget and the resulting impact on assessments. Discussion at the workshop will cover the detail of how assessments are calculated.

The Draft Assessment Package is attached. It is based on the FY 2015-16 Budget, as it was amended in May 2016. The Assessment Package identifies total assessable production for all Pools as 116,962 acre-feet, resulting in assessments of \$15.58/acre-foot for Admin and \$41.96/acre-foot for OBMP, excluding recharge debt service, recharge improvement project expenses, "Pomona Credit" assessments, and assessments for replenishment and CURO water. For production year 2014/15, using the Judgment's Safe Yield, there is a replenishment obligation of 1,718 acre-feet. The new replenishment rate is \$611, which is MWD's 2016 Tier 1 Untreated rate (\$594 per acre foot) plus IEUA's \$15 surcharge plus OCWD's \$2 connection fee. The additional assessments, allocated amongst the Appropriators based on their percentage of Operating Safe Yield (OSY), are: Pomona Credit assessment of \$66,667.00, recharge debt payment assessment of \$460,200, and recharge improvement project assessment of \$1,858,900.

Stormwater New Yield is to be allocated to the Appropriators based on their percentages of OSY. Watermaster has completed the process for correction of prior over-allocation that was documented through Condition Subsequent 7. Due to the ongoing Safe Yield Recalculation process and related questions as to the proper method for allocating Stormwater New Yield, Staff recommends that 0.000 acre-feet be allocated during production year 2014/15. When the Safe Yield Recalculation and Stormwater New Yield allocation matters are resolved, the 2014/15 allocation will be recalculated, if necessary, and credited, if necessary.

The Santa Ana River Underflow New Yield (SARUNY) projection in Appendix B is shown as zero for each year. In the near future, through the modeling work and Safe Yield Recalculation process, Watermaster will determine the SARUNY created by Desalters and Re-Operation, and will produce a new schedule. In addition to the production year 2013/14 desalter replenishment obligation of 27,940 which has not been assessed, the production year 2014/15 desalter replenishment obligation could be as high as

29,541 acre-feet. Due to the ongoing Safe Yield Recalculation process and related SARUNY matter, staff recommends that the desalter replenishment obligation not be assessed at this time. After the 2015 SYRA is considered by the Court, the desalter replenishment obligation will be recalculated and assessed, if necessary. If the Court orders Watermaster to proceed according the terms of the 2015 SYRA, the desalter replenishment obligation will be set at 2,000 acre-feet for production year 2013/14, and 2,000 acre-feet for production year 2014/15; thus as a minimum for the prior two production years the desalter replenishment obligation will be 4,000 acre-feet. Staff recommends that the assessment invoices which will be issued later this month for the Fiscal Year 2015/16 (Production Year 2014/15) include an option for each party to pay for a portion or all of its share of the 4,000 acre-feet obligation. This would be applied toward desalter replenishment obligation regardless of the outcome of the Court's consideration of the 2015 SYRA.

Assessments will reflect the amounts previously paid through the November 2015 Interim Assessment. Levying of assessments according to the approved Assessment Package is authorized through a separate resolution. This resolution is presented for consideration as a separate item.

ATTACHMENTS

1. Draft Fiscal Year 2015-2016 Assessment Package

Please access the Report at:

<http://www.cbwm.org/FTP/Meeting%20Packets%20and%20Agendas/20160616%20Draft%20FY%202015-16%20Assessment%20Package.pdf>

THIS PAGE
HAS
INTENTIONALLY
BEEN LEFT
BLANK
FOR PAGINATION

CHINO BASIN WATERMASTER

II. BUSINESS ITEMS

B. LEVYING REPLENISHMENT AND ADMINISTRATIVE ASSESSMENTS



CHINO BASIN WATERMASTER

9641 San Bernardino Road, Rancho Cucamonga, Ca 91730
Tel: 909.484.3888 Fax: 909.484.3890 www.cbwm.org

PETER KAVOUNAS, P.E.
General Manager

STAFF REPORT

DATE: June 16, 2016
TO: Advisory Committee Members
SUBJECT: Resolution to Levy Replenishment and Administrative Assessments for Fiscal Year 2015/16 (Based on Production Year 2014/15) – (Business Item II.B.)

SUMMARY

Issue: A resolution is required for the Chino Basin Watermaster to levy administrative, special project, and replenishment assessments for Fiscal Year 2015-2016.

Recommendation: Recommend Board adoption of Resolution 2016-08 as presented, and offer advice to Watermaster.

Financial Impact: Collection of the assessments according to the Assessment Package creates the funds that are used during the current fiscal year for budgeted expenses.

Future Consideration

Advisory Committee: June 16, 2016 Advice

Watermaster Board: June 23, 2016 Approval [Function related to administration of the Pool Committees]

ACTIONS:

Appropriative Pool: June 9, 2016 – Recommended by majority vote to the Advisory Committee to recommend Board adoption of Resolution 2016-08 as presented; no vote by City of Chino.

Non-Agricultural Pool: June 9, 2016 – Moved unanimously to direct the Pool representatives to support Resolution 2016-08 at the Advisory Committee and Watermaster Board meetings as presented subject to changes which they deem appropriate.

Agricultural Pool: June 9, 2016 – Unanimously recommended to Advisory Committee to recommend Board adoption of Resolution 2016-08 as presented.

June 16, 2016 – Advisory Committee –

June 23, 2016– Watermaster Board –

BACKGROUND

Watermaster issues an Assessment Package annually based on the previous production year (July 1 through June 30). Production information is generally collected quarterly, and other necessary information is collected annually. The Assessment Package creates funds that are used during the current fiscal year for budgeted expenses. Assessments are based on the approved budget divided by the total assessable production in the Basin. Watermaster is entitled with powers to levy and collect administrative, special project, and replenishment assessments necessary to maintain water levels and to cover the cost of administering the Chino Basin Judgment. Pursuant to the Judgment, each party has thirty days from the date of invoice to remit the amount of payment for assessments due. After that date, interest will accrue on that portion which was due as provided for in Section 55 (c) of the Restated Judgment.

DISCUSSION

The Draft Assessment Package is being considered for approval this month. It is based on the budget that was approved in May 2015, and then amended in May 2016. The Assessment Package identifies total assessable production for all Pools as 116,962 acre-feet, resulting in assessments of \$15.58/acre-foot for Admin and \$41.96/acre-foot for OBMP, excluding recharge debt service, recharge improvement project expenses, "Pomona Credit" assessments, and assessments for replenishment water.

For production year 2014-2015, there is a replenishment obligation of 1,718 acre-feet, in addition to the CURO of 2,271 acre-feet. The new replenishment rate is \$611, which is MWD's 2016 Tier 1 Untreated rate (\$594 per acre foot) plus IEUA's \$15 surcharge plus OCWD's \$2 connection fee. The following are also included, allocated amongst the Appropriators based on their percentage of Operating Safe Yield: Pomona Credit assessment of \$66,667.00, recharge debt payment assessment of \$460,200, and recharge improvement project assessment of \$1,858,900.

If Resolution 2016-08 is approved through the Watermaster process in June, the invoices will be mailed in late June and assessments will be due 30 days later. The invoices will reflect that parties were assessed a portion of anticipated expenses in November 2015.

ATTACHMENTS

1. Resolution 2016-08: A resolution of the Chino Basin Watermaster levying administrative, replenishment, and special project assessments for Fiscal Year 2015-2016.

RESOLUTION 2016-08

**A RESOLUTION OF THE CHINO BASIN WATERMASTER
LEVYING ADMINISTRATIVE, REPLENISHMENT, AND SPECIAL PROJECT ASSESSMENTS
FOR FISCAL YEAR 2015-2016**

WHEREAS, the Chino Basin Watermaster was appointed on January 27, 1978, under Case No. RCV 51010 (formerly case No. SCV 164327) entitled Chino Basin Municipal Water District v. City of Chino, et al., with powers to levy and collect administrative and replenishment assessments necessary to maintain water levels and to cover the cost of administering the Chino Basin Judgment; and

WHEREAS, the Watermaster Advisory Committee approved and the Watermaster Board adopted the Fiscal Year 2015-2016 Budget on May 28, 2015, and amended the budget on May 26, 2016, to carry out the necessary Watermaster functions under the Judgment; and

WHEREAS, the parties named in this Judgment have pumped 1,717.713 acre-feet of water in excess of the operating safe yield, which is required to be replaced at the expense of the parties in accordance with the assessment formulas for the respective pools.

WHEREAS, pursuant to Resolution 2015-08 Watermaster previously assessed the parties a portion of the anticipated expenses for Fiscal Year 2015/16, it is necessary for Watermaster to further assess the parties to fully fund the budgeted expenses for the year.

NOW, THEREFORE, BE IT RESOLVED that the Chino Basin Watermaster levies the respective assessments for each pool effective June 23, 2016 as shown on Exhibit "A" attached hereto, less the amounts collected pursuant to Resolution 2015-08, as shown in Exhibit "B", also attached.

BE IT FURTHER RESOLVED, that pursuant to the Judgment, each party has thirty (30) days from the date of invoice to remit the amount of payment for assessments due. After that date, interest will accrue on that portion which was due as provided for in Section 55 (c) of the Restated Judgment.

THE FOREGOING RESOLUTION was

APPROVED by the Advisory Committee on the 16th day of June 2016.

ADOPTED by the Watermaster Board on the 23rd day of June 2016.

By: _____
Chairman, Watermaster Board

APPROVED:

Chairman, Advisory Committee

ATTEST:

Secretary, Watermaster Board

Exhibit "A"
Resolution 2016-08

Summary of Assessments
Fiscal Year 2015-2016
Production Year 2014-2015

1. OVERLYING (NON-AGRICULTURAL) POOL		
a.	2015-2016 Amended Budget	\$ <u>15.58</u> Per AF - Admin. \$ <u>41.96</u> Per AF - OBMP
b.	Replenishment	\$ <u>611.00</u> Per AF
b.	CURO	\$ <u>(31.89)</u> Total
2. APPROPRIATIVE POOL		
a.	Administration	
	1. 2015-2016 Amended Budget	\$ <u>15.58</u> Per AF - Admin. \$ <u>41.96</u> Per AF - OBMP
	2. Ag Pool Reallocated	\$ <u>8.19</u> Per AF - Admin. \$ <u>22.05</u> Per AF - OBMP
b.	100% Net Replenishment	\$ <u>611.00</u> Per AF
c.	15/85 Water Activity	
	15% Replenishment Assessments	\$ <u>996.05</u> Total
	15% Water Transaction Activity	\$ <u>935,120.16</u> Total
d.	CURO	\$ <u>(498.47)</u> Total
e.	Pomona Credit (2014-15 Assessment)	\$ <u>66,667.00</u> Total
f.	Recharge Debt Payment	\$ <u>460,200.00</u> Total
g.	Recharge Improvement Project	\$ <u>1,858,900.00</u> Total

Exhibit "B"
Resolution 2016-08

Interim Assessments Levied in November 2015 (Resolution 2015-08)
For Fiscal Year 2015-2016
(Production Year 2014-2015)

Appropriative Pool Party	Appropriative Pool		Ag Pool SY Reallocation		Recharge	Recharge	Total
	Admin	OBMP	Admin	OBMP	Debt Payment	Improvement Project	
Arrowhead Mtn Spring Water Co	\$2,426.31	\$5,248.79	\$0.00	\$0.00	\$0.00	\$0.00	\$7,675.10
Chino Hills, City Of	\$46,233.63	\$100,016.34	\$8,749.53	\$18,935.01	\$8,313.16	\$24,858.21	\$207,105.86
Chino, City Of	\$0.00	\$0.00	\$36,633.49	\$79,279.13	\$15,881.56	\$47,489.44	\$179,283.60
Cucamonga Valley Water District	\$103,177.92	\$223,202.86	\$10,087.16	\$21,829.79	\$14,249.58	\$42,609.46	\$415,156.77
Desalter Authority	\$0.00	\$0.00	\$0.00	\$0.00	\$0.00	\$0.00	\$0.00
Fontana Union Water Company	\$0.00	\$0.00	\$13,956.33	\$30,203.12	\$25,163.97	\$75,245.94	\$144,569.35
Fontana Water Company	\$98,416.51	\$212,902.58	\$3,046.62	\$6,593.24	\$4.32	\$12.91	\$320,976.17
Fontana, City Of	\$0.00	\$0.00	\$0.00	\$0.00	\$0.00	\$0.00	\$0.00
Golden State Water Company	\$4,712.72	\$10,194.93	\$897.94	\$1,943.24	\$1,619.03	\$4,841.25	\$24,209.10
Jurupa Community Services District	\$115,317.42	\$249,464.02	\$55,150.65	\$119,352.42	\$8,114.56	\$24,264.35	\$571,663.40
Marygold Mutual Water Company	\$8,414.30	\$18,202.49	\$1,430.72	\$3,096.23	\$2,579.65	\$7,713.73	\$41,437.11
Monte Vista Irrigation Company	\$0.00	\$0.00	\$1,477.41	\$3,197.28	\$2,663.84	\$7,965.47	\$15,303.99
Monte Vista Water District	\$44,791.97	\$96,897.63	\$10,733.23	\$23,227.96	\$18,990.09	\$56,784.64	\$251,425.51
Niagara Bottling, LLC	\$8,592.57	\$18,588.13	\$0.00	\$0.00	\$0.00	\$0.00	\$27,180.70
Nicholson Trust	\$0.00	\$0.00	\$8.38	\$18.14	\$15.11	\$45.19	\$86.81
Norco, City Of	\$0.00	\$0.00	\$440.59	\$953.49	\$794.40	\$2,375.44	\$4,563.92
Ontario, City Of	\$100,461.09	\$217,325.59	\$32,283.64	\$69,865.56	\$44,775.76	\$133,889.61	\$598,601.24
Pomona, City Of	\$82,619.48	\$178,729.16	\$24,488.53	\$52,996.03	\$44,154.05	\$132,030.57	\$515,017.82
San Antonio Water Company	\$7,419.15	\$16,049.71	\$3,290.04	\$7,120.03	\$5,932.11	\$17,738.34	\$57,549.38
San Bernardino, County of (Shooting Park)	\$104.90	\$226.92	\$0.00	\$0.00	\$0.00	\$0.00	\$331.82
Santa Ana River Water Company	\$310.50	\$671.69	\$2,841.07	\$6,148.41	\$5,122.60	\$15,317.72	\$30,411.98
Upland, City Of	\$18,061.10	\$39,071.23	\$6,228.09	\$13,478.31	\$11,229.56	\$33,578.91	\$121,647.19
West End Consolidated Water Co	\$0.00	\$0.00	\$2,068.85	\$4,477.22	\$3,730.24	\$11,154.24	\$21,430.54
West Valley Water District	\$0.00	\$0.00	\$1,406.77	\$3,044.41	\$2,536.48	\$7,584.63	\$14,572.28
Total	\$641,059.53	\$1,386,792.05	\$215,219.01	\$465,759.00	\$215,870.00	\$645,500.00	\$3,570,199.57

NOTE: If a Party has an amount due of less than \$500 (including special assessments), collection will be deferred until the final assessment invoice later in the fiscal year.

Non-Agricultural Pool Party	Non-Ag Pool		Total
	Admin	OBMP	
Ameron International Corp.	\$0.00	\$0.00	\$0.00
Aqua Capital Management LP	\$0.00	\$0.00	\$0.00
California Speedway Corp. (Auto Club Speedw	\$2,789.09	\$6,033.58	\$8,822.67
California Steel Industries, Inc. (CSI)	\$9,071.67	\$19,624.57	\$28,696.24
Calmat Co., a Division of Vulcan Materials Co	\$0.00	\$0.00	\$0.00
CCG Ontario, LLC	\$0.00	\$0.00	\$0.00
General Electric Co. (GE)	\$0.03	\$0.06	\$0.08
Hamner Park Associates (Swan Lake MHP)	\$1,829.06	\$3,956.78	\$5,785.84
Monte Vista Water District	\$0.00	\$0.00	\$0.00
NRG California South LP	\$1,855.87	\$4,014.78	\$5,870.65
Ontario, City of (Non-Ag)	\$11,873.26	\$25,685.19	\$37,558.45
Praxair, Inc.	\$0.00	\$0.00	\$0.00
Riboli Family / San Antonio Winery	\$66.58	\$144.03	\$210.61
San Bernardino, County of (Chino Airport)	\$667.38	\$1,443.73	\$2,111.11
Southern California Edison Co. (SCE)	\$0.00	\$0.00	\$0.00
Southern Service Co. (Angelica)	\$233.72	\$505.61	\$739.33
Space Center Mira Loma, Inc.	\$599.73	\$1,297.39	\$1,897.12
TAMCO	\$114.24	\$247.14	\$361.38
West Venture Development Co.	\$0.00	\$0.00	\$0.00
Total	\$29,100.62	\$62,952.83	\$92,053.45

NOTE: If a Party has an amount due of less than \$500 (including special assessments), collection will be deferred until the final assessment invoice later in the fiscal year.

STATE OF CALIFORNIA)
) ss
COUNTY OF SAN BERNARDINO)

I, Bob Kuhn, Secretary of the Chino Basin Watermaster, DO HEREBY CERTIFY that the foregoing Resolution being No. 2016-08, was adopted at a regular meeting of the Chino Basin Watermaster Board by the following vote:

AYES:

NOES:

ABSENT:

ABSTAIN:

CHINO BASIN WATERMASTER

Secretary

Date: _____

THIS PAGE
HAS
INTENTIONALLY
BEEN LEFT
BLANK
FOR PAGINATION

CHINO BASIN WATERMASTER

II. BUSINESS ITEMS

C. SECOND AMENDMENT TO TASK ORDER 1 (2013 RMPU AMENDMENT YIELD ENHANCEMENT PROJECTS – PLANNING, PERMITTING, AND DESIGN)



CHINO BASIN WATERMASTER

9641 San Bernardino Road, Rancho Cucamonga, Ca 91730
Tel: 909.484.3888 Fax: 909.484.3890 www.cbwm.org

PETER KAVOUNAS, P.E.
General Manager

STAFF REPORT

DATE: June 16, 2016
TO: Advisory Committee Members
SUBJECT: Second Amendment to Task Order 1 (2013 RMPU Amendment Yield Enhancement Projects – Planning, Permitting and Design) – (Business Item II.C.)

SUMMARY

Issue: Task Order No. 1, under the Master Agreement with Inland Empire Utilities Agency, needs to be amended to reflect (i) the Appropriative Pool's decision to discontinue project development beyond the feasibility study for the East Declez Project; and (ii) the addition of the Declez project to the list of projects; the project was inadvertently omitted from the list of projects in the First Amendment of Task Order No. 1.

Recommendation: Recommend Board approval to amend Task Order No. 1 to reduce the Total Budgeted Cost, and to add the Declez project back to the list of projects.

Financial Impact: There will be a reduction to the *Maximum Costs to Watermaster* in Task Order No. 1. The East Declez soft costs of \$3.6 Million, less the \$114,000 spent to complete the feasibility study, should be removed. Therefore the *Maximum Costs to Watermaster* will reduce from \$7.5 million to \$3.9 Million. There is no impact to the budget this fiscal year.

Future Consideration

Advisory Committee: June 16, 2016; Approval

Watermaster Board: June 23, 2016; Approval (Advisory Committee Approval required)

ACTIONS:

June 9, 2016 – Appropriative Pool – Unanimously recommended to Advisory Committee to approve amendment of Task Order No. 1 to reduce the Total Budgeted Cost, and to add the Declez project back to the list of projects as presented.

June 9, 2016 – Non-Agricultural Pool – Directed Pool representatives by majority vote to recommend Advisory Committee to approve amendment to Task Order No. 1 to reduce the Total Budgeted Cost, and to add the Declez project back to the list of projects subject to changes they deem appropriate and as presented; the City of Ontario abstained.

June 9, 2016 – Agricultural Pool – Unanimously recommended to Advisory Committee to approve amendment of Task Order No. 1 to reduce the Total Budgeted Cost, and to add the Declez project back to the list of projects as presented.

June 16, 2016 – Advisory Committee –

June 23, 2016 – Watermaster Board –

BACKGROUND

Section 6 of the 2013 Amendment to the 2010 Recharge Master Plan Update (RMPU), which was approved on November 12, 2013, listed potential projects that could increase recharge to Chino Basin. To manage costs associated with the projects, Chino Basin Watermaster and Inland Empire Utilities Agency agreed to a Master Cost Sharing Agreement on July 24, 2014. Under the Master Cost Sharing Agreement, Task Order No.1 (2013 RMPU Amendment Yield Enhancement Projects - Planning, Permitting and Design) was created to manage the list of potential projects from the RMPU.

Task Order 1 (2013 RMPU Amendment Yield Enhancement Projects - Planning, Permitting and Design) was amended on April 1, 2015 to reflect the additional soft costs needed to plan and develop the East Declez Project (See Attachment 1 and 2). The East Declez site was originally identified by the Jurupa Community Services District (JCSD) as part of an initial due diligence program in consideration of purchasing the property.

Although the full \$3.6 Million of soft costs for the project was approved, it was the wish of the Appropriative Pool to limit that amount to only what was necessary to complete a feasibility study on the site. This cost was estimated to be \$114,000 by IEUA. In February 2016, the feasibility study, "Subsurface Investigation-East Declez Basin Site" prepared by Thomas Harder and Co. was made available for review and presented at the March 10, 2016 Appropriative Pool meeting. The Pool decided to delay the decision for one month to analyze the results further.

At the April 14, 2016 Appropriative Pool meeting, the Pool decided not to pursue the project.

DISCUSSION

Task Order No. 1 needs to be revised to reflect the decision to not move forward with the project. The East Declez soft costs of \$3.6 Million, less the \$114,000 spent to complete the feasibility study, needs to be removed from Task Order No. 1, and the project list in the Task Order needs to be changed to exclude the project.

There will be no impact to the budget this fiscal year since the \$114,000 is budgeted for Fiscal Year 2016/17. Soft costs are contributed by the parties on pay-as-you-go basis, and the remaining project costs (\$3,486,000) would have been contributed in future years. Eliminating the project means that the money will not be necessary and as a result future budgets will be lower.

In addition to the removal of East Declez and cost associated with the project, the Declez Project should be added back onto the list of projects. This was a project was incorrectly omitted in the First Amendment. There is no financial impact to the budget if all changes are made.

ATTACHMENTS

1. Task Order No.1
2. 1st Amendment to Task Order No. 1 Yield Enhancement
3. 2nd Amendment to Task Order No. 1 Yield Enhancement

MASTER AGREEMENT BETWEEN CHINO BASIN WATERMASTER AND INLAND EMPIRE UTILITIES AGENCY REGARDING THE MANAGEMENT OF COLLABORATIVE RECHARGE PROJECTS

TASK ORDER NO. 1

2013 RMPU AMENDMENT YIELD ENHANCEMENT PROJECTS – PLANNING, PERMITTING AND DESIGN

This Task Order is made and entered into as of the 28th day of August, 2014 by and between the Chino Basin Watermaster, hereinafter referred to as "Watermaster" and the Inland Empire Utilities Agency, hereinafter referred to as "IEUA" (each a "Party" and collectively, the "Parties").

In consideration of the mutual promises, covenants, and conditions as addressed in the Master Agreement dated July 24, 2014 and as specifically hereinafter set forth, the parties do hereby agree as follows:

1. PURPOSE

The purpose of this Task Order is to govern the planning, permitting and design of the Yield Enhancement Projects recommended in the 2013 Amendment to the 2010 Recharge Master Plan Update ("2013 RMPU Amendment"), and the cost allocations among Watermaster and IEUA for those Projects, pursuant to the Peace II Agreement. The management and cost allocation for construction of, and construction bidding for, the 2013 RMPU Amendment Yield Enhancement projects will be the subject of a separate Task Order.

2. SCOPE

The activities to be undertaken pursuant to this Task Order include preliminary design, proof-of-concept analyses, completion of the CEQA process, permitting, and final design for the following 2013 RMPU Amendment Yield Enhancement Projects, as those projects are further described in the 2013 RMPU Amendment:

Project ID	Project
MZ3 Projects	
18a	CSI Storm Water Basin
23a	2013 RMPU Proposed Wineville PS to Jurupa, Expanded Jurupa PS to RP3 Basin, and 2013 Proposed RP3 Improvements
25a	Sierra
27	Declez Basin
MZ2 Projects	
11	Victoria Basin
14	Turner Basin
15a	Ely Basin
17a	Lower San Sevaine Basin (2010 RMPU)
MZ1 Projects	
2	Montclair Basins

Under this task order the following is an estimated schedule and projected cost break down for each phases of the design:

Phase	Start	Finish	Projected Cost
Project Development	01/07/2014	02/18/2015	\$58,100
Preliminary Design	02/19/2015	06/30/2016	\$1,475,100
Environmental	02/19/2015	06/30/2016	\$577,100
Design	07/01/2016	12/29/2017	\$5,605,100
Permits	09/30/2016	12/29/2017	\$407,100
Total			\$8,122,500

3. IEUA RESPONSIBILITIES

IEUA agrees to provide project management and contract administration services that include, but are not limited to:

- Engagement of consulting services as needed for:
 - Project design;
 - California Environmental Quality Act (CEQA) compliance;
 - Permitting;
- Management of consultants for the above;
- Approval of progress payments for consultants;

- Recommendation as to change orders for consultants;
- Payment of consultant invoices

IEUA will supply all personnel and equipment required to perform the assigned services.

4. WATERMASTER RESPONSIBILITIES

Watermaster agrees that it and its employees and consultants will cooperate with IEUA and its contractors in the performance of services under this Task Order and will provide any necessary documentation and information in Watermaster's possession.

5. BUDGET AND COST ALLOCATION

The budget for the activities to be undertaken pursuant to this Task Order is seven million eight hundred seventy-two thousand two hundred fifty dollars (\$7,872,250) unless the scope of work is changed and an increase is authorized by the Parties ("Budget"). The Parties agree that these costs are shared consistent with the methodology described in Peace II Agreement Section 8.1(b), and that IEUA's share of the costs is based on a 50% allocation of the costs of those portions of the project for which there is a recycled water component. The Budget includes IEUA capital, administrative, and overhead expenses associated with IEUA's provision of the services described in Section 3, above. The fiscal year budget allocation is as follows:

Design - RMPU YE Design	Fiscal Year 2014/15	Fiscal Year 2015/16	Fiscal Year 2016/17	Fiscal Year 2017/18	Total
Watermaster	-	\$1,800,000	\$3,500,000	\$2,572,250	\$7,872,250
IEUA	\$250,250	-	-	-	\$250,250
Total	\$250,250	\$1,800,000	\$3,500,000	\$2,572,250	\$8,122,500

6. TOTAL BUDGETED COST

The Parties agree to pay their respective portion of the total costs, and the parties shall not be required to pay more than \$8,122,500 ("Total Budgeted Cost").

7. MAXIMUM COSTS TO WATERMASTER

The costs to be required of Watermaster under this Agreement shall not exceed its share of the Total Budgeted Cost, as shown in Section 5 above, or \$7,872,250.

8. MAXIMUM COSTS TO IEUA

The costs to be required of IEUA under this Agreement shall not exceed its share of the Total Budgeted Cost, as shown in Section 5 above, or \$250,250.

9. TERM

Work to be undertaken pursuant to this Task order shall be initiated upon the Effective Date, as described in Section 11, below. The terms of this Task Order shall remain effective until IEUA's receipt of Watermaster's share of costs expended pursuant to the Budget shown above, so that IEUA may close out the activities.

10. REIMBURSEMENT


Watermaster's reimbursement of IEUA for work performed under this Task Order shall be as provided in Article 3 of the July 24, 2014 Master Agreement.

11. EFFECTIVE DATE

This Task Order No. 1 will become effective upon execution by both Parties.

IN WITNESS WHEREOF, the Parties have executed this Agreement on the day and year and at the place first above written.

CHINO BASIN WATERMASTER

By 
PETER KAVOUNAS
General Manager

INLAND EMPIRE UTILITIES AGENCY

By 
P. JOSEPH GRINDSTAFF
General Manager

FIRST AMENDMENT
to
TASK ORDER NO. 1
2013 RMPU AMENDMENT YIELD ENHANCEMENT PROJECTS
PLANNING, PERMITTING AND DESIGN
under the
MASTER AGREEMENT REGARDING THE
MANAGEMENT OF COLLABORATIVE RECHARGE PROJECTS
between
INLAND EMPIRE UTILITIES AGENCY
and
CHINO BASIN WATERMASTER

This First Amendment to Task Order No. 1 is made and entered into as of the 1st day of April, 2015 by and between the Inland Empire Utilities Agency (IEUA) and the Chino Basin Watermaster (Watermaster) (each a "Party" and collectively, the "Parties").

RECITALS

A. Task Order No. 1 for the 2013 RMPU Amendment Yield Enhancement Projects Planning, Permitting and Design (the "Task Order") was approved by IEUA on April August 20, 2014, and by Watermaster on August 28, 2014.

B. During the January 15, 2015 Joint Projects Committee Meeting, staff recommended the inclusion of a new project, the East Declz Project, within the Recharge Master Plan list of projects and the removal of Sierra Basin and Lower San Sevaine which are no longer viable RMPU project. The Sierra Basin was no longer an option due to the City of Fontana's desire to use the land for other purposes, while Lower San Sevaine is no longer an option due to the land where the project was to be located was sold to a home developer.

C. IEUA and Watermaster wish to amend Task Order No. 1 to reflect these changes on the listed RMPU projects which are considered for design, decrease the total projected design cost, and to adjust the reimbursement schedule under which Watermaster provides its share of the costs to IEUA.

NOW THEREFORE IT IS AGREED TO AMEND THE TASK ORDER AS FOLLOWS:

1. Section 2 of the Task Order titled SCOPE shall be amended to read:

The activities to be undertaken pursuant to this Task Order include preliminary design, proof-of-concept analyses, completion of the CEQA process, permitting, and final design for the following 2013 RMPU Amendment Yield Enhancement Projects, as those projects are further described in the 2013 RMPU Amendment:

ID	Basin Projects
18a	CSI Storm Water Basin
23a	2013 RMPU Proposed Wineville PS to Jurupa, Expanded Jurupa PS to RP3 Basin, and 2013 Proposed RP3 Improvements
-	East Declez Basin
11	Victoria Basin
14	Turner Basin
15a	Ely Basin
2	Montclair Basins

Under this task order the following is an estimated scheduled and projected cost break down for each phase of work:

Phases	Start	Finish	Projected Cost
Project Development	07/01/14	04/15/15	\$53,547
Preliminary Design	04/16/15	08/26/16	\$1,360,328
Environmental	02/19/15	08/29/16	\$532,190
Design	08/29/16	12/29/17	\$5,169,055
Permits	08/29/16	12/29/17	\$375,380
		Total	\$7,490,500

- Section 5 of the Task Order titled BUDGET AND COST ALLOCATION shall be amended to read:

The budget for the activities to be undertaken pursuant to this Task Order is five million four hundred sixty-nine thousand five hundred dollars (\$7,490,500) unless the scope of work is changed and an increase is authorized by the Parties ("Budget"). The Parties agree that these costs are shared consistent with the methodology described in Peace II Agreement Section 8.1(b), and that IEUA's share of the costs is based on a 50% allocation of the costs of those portions of the project for which there is a recycled water component. The Budget includes IEUA capital, administrative, and overhead expenses associated with IEUA's provision of the services described in Section 3, above. The fiscal year budget allocation is as follows:

Design - RMPU YE Design	Fiscal Year 2015/16	Fiscal Year 2016/17	Fiscal Year 2017/18	Total
Watermaster	\$569,750	\$3,100,000	\$3,570,500	\$7,240,250
IEUA	\$250,250	-	-	\$250,250
Total	\$820,000	\$3,100,000	\$3,549,500	\$7,490,500

3. Section 6 of the Task Order titled TOTAL BUDGETED COST shall be amended to read:

The Parties agree to pay their respective portion of the total costs, and the parties shall not be required to pay more than \$7,490,500 ("Total Budgeted Cost").

4. Section 7 of the Task Order titled MAXIMUM COSTS TO WATERMASTER shall be amended to read:

The costs to be required of Watermaster under this Agreement shall not exceed its share of the Total Budgeted Cost, as shown in Section 5 above, or \$7,240,250.

ALL OTHER PROVISIONS SHALL REMAIN UNCHANGED.


IN WITNESS WHEREOF, the parties hereby have caused this Amendment to be entered into as of the day and year written above.

INLAND EMPIRE UTILITIES AGENCY:



 Joseph Grindstaff
 General Manager

CHINO BASIN WATERMASTER:



 Peter Kavounas
 General Manager

THIS PAGE
HAS
INTENTIONALLY
BEEN LEFT
BLANK
FOR PAGINATION

SECOND AMENDMENT
to
TASK ORDER NO. 1
2013 RMPU AMENDMENT YIELD ENHANCEMENT PROJECTS
PLANNING, PERMITTING AND DESIGN
under the
MASTER AGREEMENT REGARDING THE
MANAGEMENT OF COLLABORATIVE RECHARGE PROJECTS
between
INLAND EMPIRE UTILITIES AGENCY
and
CHINO BASIN WATERMASTER

This Second Amendment to Task Order No. 1 is made and entered into as of the ____ day of June, 2016 by and between the Inland Empire Utilities Agency (IEUA) and the Chino Basin Watermaster (Watermaster) (each a "Party" and collectively, the "Parties").

RECITALS

A. Task Order No. 1 for the 2013 RMPU Amendment Yield Enhancement Projects Planning, Permitting and Design (the "Task Order") was approved by IEUA on August 20, 2014, and by Watermaster on August 28, 2014.

B. The First Amendment to Task Order No. 1 was entered into by IEUA and Watermaster, effective April 1, 2015. Task Order No. 1 was amended to reflect the inclusion of a new project, the East Declez Project, within the Recharge Master Plan list of projects and the removal of Sierra Basin and Lower San Sevaine, which are no longer viable RMPU projects. The Sierra Basin was no longer an option due to the City of Fontana's desire to use the land for other purposes, while Lower San Sevaine is no longer an option due to the land where the project was to be located was sold to a home developer.

C. Following a review of the feasibility study for the East Declez project, at the April 14, 2016 Appropriative Pool Meeting, it was decided that the East Declez project would not be further developed. A total of \$114,000 of funds from Task Order No. 1 were used for the development of the feasibility study.

D. IEUA and Watermaster wish to amend Task Order No. 1 to reflect these changes on the listed RMPU projects which are considered for design, decrease the total projected design cost, and to adjust the reimbursement schedule under which Watermaster provides its share of the costs to IEUA.

NOW THEREFORE IT IS AGREED TO AMEND THE TASK ORDER AS FOLLOWS:

1. Section 2 of the Task Order titled SCOPE shall be amended to read:

The activities to be undertaken pursuant to this Task Order include preliminary design, proof-of-concept analyses, completion of the CEQA process, permitting, and final design for the following 2013 RMPU Amendment Yield Enhancement Projects, as those projects are further described in the 2013 RMPU Amendment:

ID	Basin Projects
18a	CSI Storm Water Basin
23a	2013 RMPU Proposed Wineville PS to Jurupa, Expanded Jurupa PS to RP3 Basin, and 2013 Proposed RP3 Improvements
27 ¹	Declez Basin
-	East Declez Basin - <i>Feasibility Study only</i>
11	Victoria Basin
14	Turner Basin
15a	Ely Basin
2	Montclair Basins

¹ Declez Basin project (ID 27) was incorrectly omitted in the first Amendment to Task Order #1. There is no impact to overall cost

Under this task order the following is an estimated scheduled and projected cost break down for each phase of work:

Phases	Start	Finish	Projected Cost
Project Development	07/01/14	04/15/15	\$27,000
Preliminary Design	04/16/15	08/26/16	\$838,000
Environmental	02/19/15	08/29/16	\$336,000
Design	08/29/16	12/29/17	\$2,638,500
Permits	08/29/16	12/29/17	\$100,000
		Total	\$3,939,500

2. Section 5 of the Task Order titled BUDGET AND COST ALLOCATION shall be amended to read:

The budget for the activities to be undertaken pursuant to this Task Order is three million nine hundred thirty-nine thousand five hundred dollars

(\$3,939,500) unless the scope of work is changed and an increase is authorized by the Parties (“Budget”). The Parties agree that these costs are shared consistent with the methodology described in Peace II Agreement Section 8.1(b), and that IEUA’s share of the costs is based on a 50% allocation of the costs of those portions of the project for which there is a recycled water component. The Budget includes IEUA capital, administrative, and overhead expenses associated with IEUA’s provision of the services described in Section 3, above. The fiscal year budget allocation is as follows:

Design - RMPU YE Design	Fiscal Year 2015/16	Fiscal Year 2016/17	Fiscal Year 2017/18	Total
Watermaster	\$569,750	\$1,664,000	\$1,455,500	\$3,689,250
IEUA	\$250,250	-	-	\$250,250
Total	\$820,000	\$1,664,000	\$1,455,500	\$3,939,500

3. Section 6 of the Task Order titled TOTAL BUDGETED COST shall be amended to read:

The Parties agree to pay their respective portion of the total costs, and the parties shall not be required to pay more than \$3,939,500 (“Total Budgeted Cost”).

4. Section 7 of the Task Order titled MAXIMUM COSTS TO WATERMASTER shall be amended to read:

The costs to be required of Watermaster under this Agreement shall not exceed its share of the Total Budgeted Cost, as shown in Section 5 above, or \$3,939,250.

ALL OTHER PROVISIONS SHALL REMAIN UNCHANGED.

IN WITNESS WHEREOF, the parties hereby have caused this Amendment to be entered into as of the day and year written above.

INLAND EMPIRE UTILITIES AGENCY:

Joseph Grindstaff
General Manager

CHINO BASIN WATERMASTER:

Peter Kavounas
General Manager

CHINO BASIN WATERMASTER

II. BUSINESS ITEMS

D. CBWM 2016 BUSINESS PLAN



CHINO BASIN WATERMASTER

9641 San Bernardino Road, Rancho Cucamonga, Ca 91730
Tel: 909.484.3888 Fax: 909.484.3890 www.cbwm.org

PETER KAVOUNAS, P.E.
General Manager

STAFF REPORT

DATE: June 23, 2016
TO: Board Members
SUBJECT: 2016 Watermaster Business Plan (Business Item II.D.)

SUMMARY

Issue: Preparation of a document to capture upcoming Watermaster activities.

Recommendation: Receive and file the 2016 Watermaster Business Plan

Financial Impact: There is no financial impact associated with the recommendation

Future Consideration

Appropriative Pool: June 9, 2016 Information Item

Non-Agricultural Pool: June 9, 2016 Information Item

Agricultural Pool: June 9, 2016 Information Item

Advisory Committee: June 16, 2016 Information Item

Watermaster Board: June 23, 2016 Receive and file [Normal Course of Business]

ACTIONS:

Date – Watermaster Board –

BACKGROUND

Watermaster staff prepared a Business Plan in 2013 to inform the Board and stakeholders. The Plan described upcoming efforts and tasks, their duration, and the anticipated sequence. Additionally, the Plan described Watermaster Staff business practices. The Plan was used as a basis for updating the Board on a semi-annual basis since then.

DISCUSSION

The Business Plan has been updated to reflect the current state of affairs, and reflects input from staff, technical consultants and Legal Counsel. In addition the Pools were asked for input, which has been largely incorporated in the 2016 Plan.

ATTACHMENTS

1. 2016 Watermaster Business Plan and Timeline

DRAFT

CHINO BASIN WATERMASTER
BUSINESS PLAN
June 2016

ORGANIZATION DESCRIPTION

The Chino Basin Watermaster is a consensus-based organization facilitating development and utilization of the Chino Groundwater Basin. The Watermaster consists of various entities pumping water from the Basin including cities, water districts, water companies, agricultural, commercial and other private concerns. The respective Watermaster roles of the three Pools representatives the parties with production rights, the Advisory Committee, and the nine-member Board are identified in the 1998 Court Order establishing the nine-member Board.

Chino Basin Watermaster's mission is "To manage the Chino Groundwater Basin in the most beneficial manner and to equitably administer and enforce the provisions of the Chino Basin Watermaster Judgment," Case No. RCV 51010 (formerly Case No. SCV 164327).

The Watermaster and the parties to the Judgment are progressively and actively implementing the Basin's Optimum Basin Management Program which includes extensive monitoring, further developing recharge capabilities, storage and recovery projects, managing salt loads, developing new yield such as reclaimed and storm water recharge, and continuing to work with other agencies and entities to enhance this significant natural resource.

MANAGEMENT AREAS

1. Chino Basin Management (this encompasses Judgment administration and enforcement; and Agreement oversight)
2. Watermaster Business Practices (this describes how staff conducts it's business)

MANAGEMENT OBJECTIVES & APPROACH

Chino Basin Management

Objective: Administer the Judgment and subsequent Court Orders, implement the Optimum Basin Management Program Implementation Plan. Oversee Court-approved management agreements, such as the Peace and Peace II Agreements.

Approach: fulfill all obligations to the Court; assist all Parties to fulfill their obligations; provide accurate data and relevant information in a timely fashion; offer a knowledgeable and trusted resource to clarify ambiguities; support Parties' transactions; assist in resolving conflicts; and help maximize the benefit of Chino Groundwater Basin.

Watermaster Business Practices

Objective: Professionally manage Chino Basin Watermaster staff, with a culture that fits a small and specialty organization.

Approach: comply with all federal and State laws, rules, and regulations; consistently follow explicit procedures (administrative policies, employee manual, investment policies, contracting etc.); manage data and information effectively; operate efficiently, with complete financial transparency; communicate clearly with everyone; operate with structure and allow flexibility; hire the right people; foster teamwork and dedication to Watermaster work; provide employees continuous professional growth; and exhibit professionalism at all times.

DRAFT

EFFORTS AND TASKS

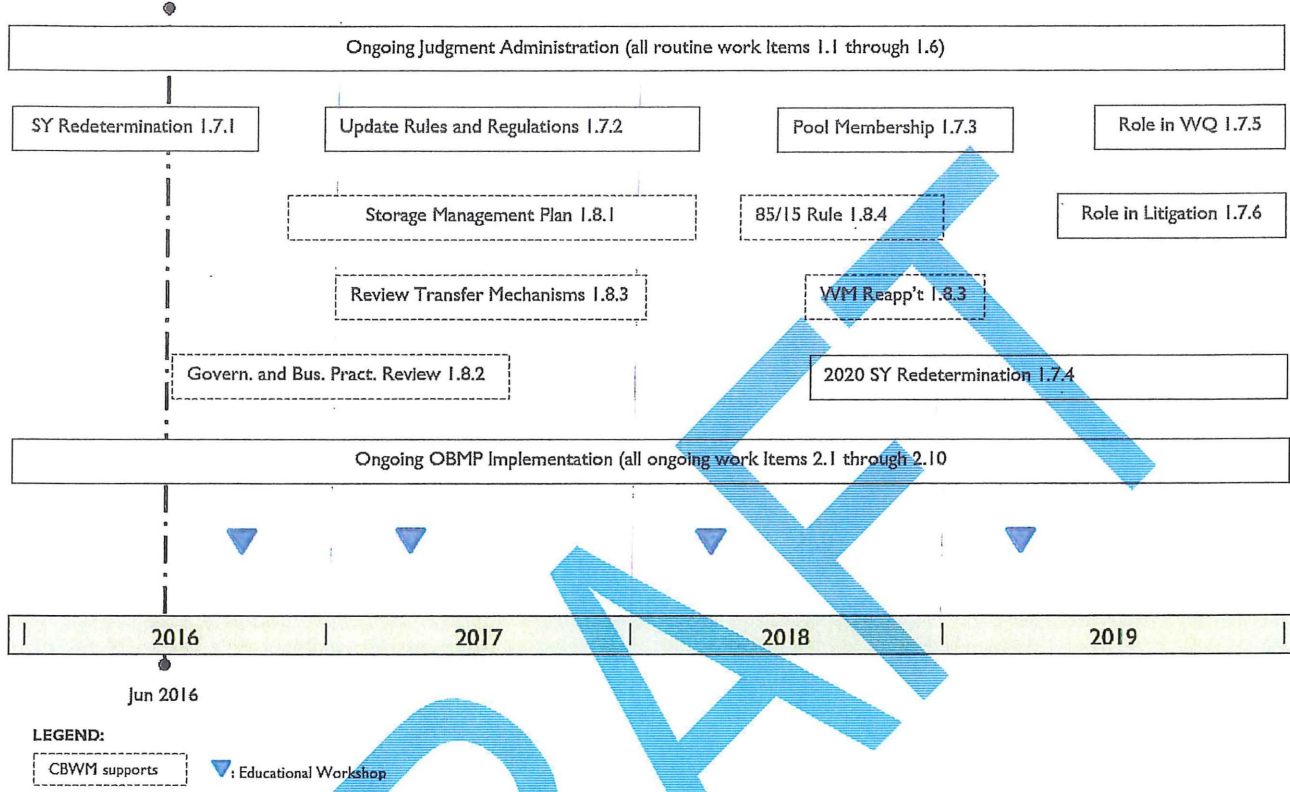
Chino Basin Management

- 1 Judgment Administration/Peace/Peace II/2015 SYRA
 - 1.1 Prepare all necessary Court documents/filings
 - 1.2 Evaluate and process Interventions
 - 1.3 Evaluate and process water transfers
 - 1.4 Prepare Water Activity Reports and Assessment Package
 - 1.5 Prepare Watermaster Annual Report; SWRCB and DFW permit reports; DWR SGMA reports
 - 1.6 Fulfill information and data requests
 - 1.7 Lead the following efforts:
 - 1.7.1 Complete Safe Yield Redetermination; make all required water accounting adjustments
 - 1.7.2 Update Watermaster Rules and Regulations
 - 1.7.3 Review Pool membership, including dual-Pool membership issues
 - 1.7.4 2020 Safe Yield Redetermination
 - 1.7.5 Describe Watermaster's water quality role
 - 1.7.6 Describe Watermaster's role in litigation
 - 1.8 Support efforts to (as desired by Parties):
 - 1.8.1 Develop storage management plan (pending on 2015 SYRA approval)
 - 1.8.2 Governance and business practices review
 - 1.8.3 Develop more practical transfer mechanisms, including pricing for Non-Agricultural Pool to Appropriative Pool Exhibit G transfers
 - 1.8.4 Watermaster reappointment (exp 2/10/19)
 - 1.8.5 Evaluate 85/15 Rule
- 2 OBMP Implementation/Peace/Peace II/2015 SYRA
 - 2.1 Collect all necessary monitoring data (well location, well status, production, water level, water quality, well construction records, etc.)
 - 2.2 Accurately maintain Watermaster databases (well location, well status, production, water level, water quality, well construction records, etc.)
 - 2.3 Prepare or review and comment on various quarterly, semi-annual, and annual reporting requirements
 - 2.4 Collaborate with IEUA to implement the 2013 RMPU Amendment projects; make project information available to parties; develop financing plan
 - 2.5 Enhance production sustainability
 - 2.6 Develop additional imported water sources for replenishment
 - 2.7 Investigate opportunities to increase net recharge through capture of rising groundwater
 - 2.8 Evaluate participating in large-scale (watershed-wide) conjunctive use program
 - 2.9 Evaluate ground level change throughout the Basin
 - 2.10 Implement the Prado Basin Habitat Sustainability Program (PBHSP) (jointly with IEUA)

Watermaster Business Practices

- 3 Watermaster Administration
 - 3.1 Effectively support routine and special meetings held at Watermaster offices
 - 3.2 Continuously educate all stakeholders on Basin management topics, role of the Watermaster, and other topics as requested
 - 3.3 Revise Administrative Policy Handbook
- 4 Financial Management
 - 4.1 Operate efficiently to ensure assessments are as low as possible
 - 4.2 Consistently process and document all financial transactions
 - 4.3 Ensure transparent and independent financial audits
 - 4.4 Create and implement effective budgets
 - 4.5 Assist parties in projecting Watermaster-associated expenses
 - 4.6 Maintain adequate funding for Watermaster
 - 4.7 Bill and collect assessments
- 5 Information Management
 - 5.1 Create a database to track and report on all Watermaster periodic obligations
 - 5.2 Maintain Data and Information Management systems using expertise of outside consultant(s)
 - 5.3 Ensure systems are consistently operational with minimal downtime
 - 5.4 Consistently monitor information systems reliability and upgrade systems when necessary
- 6 Human Resources Management
 - 6.1 Improve the robustness of recruitment process
 - 6.2 Develop a comprehensive onboarding process for new employees
 - 6.3 Provide ongoing employee professional development; meaningful and suitable work assignments; appropriate job descriptions
 - 6.4 Create a custom development plan for each employee, including needed and desired training options; create and maintain a training log for each employee
 - 6.5 Continuously maintain and update Employee Handbook; and ensure employees are familiar with content
 - 6.6 Engage employees in at least one teambuilding activity annually
- 7 Risk Management
 - 7.1 Identify risks (legal, regulatory, financial, environmental, safety, and security) facing the organization, and implement strategies for minimizing those
 - 7.2 Ensure proper types of insurance are in force along with adequate levels of coverage and terms
 - 7.3 Identify and implement strategies for minimizing uninsurable risks

CBWM Business Plan Timeline



June 2016

DRAFT

THIS PAGE
HAS
INTENTIONALLY
BEEN LEFT
BLANK
FOR PAGINATION

CHINO BASIN WATERMASTER

III. REPORTS/UPDATES

E. INLAND EMPIRE UTILITIES AGENCY

1. MWD Update (Written)
2. State and Federal Legislative Reports
3. Community Outreach/Public Relations Report

CHINO BASIN WATERMASTER

ADVISORY COMMITTEE

June 16, 2016

AGENDA

INTERAGENCY WATER MANAGER'S REPORT

Chino Basin Watermaster

9641 San Bernardino Road

Rancho Cucamonga, CA 91730

Discussion Items:

- MWD Update (Written)

Written Items:

- State and Federal Legislative Reports
- Community Outreach/Public Relations Report

**CBWM Advisory Committee Meeting
June 16, 2016**

MWD Update – Discussion

Update on MWD Purchase on Delta Wetland Properties:

- MWD recently completed a due diligence investigation prior to the close of escrow to identify potential issues. Highlights of findings identified no red flag conditions. Levees were assessed and generally met all levee standards. Close of escrow was June 8, 2016.



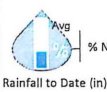
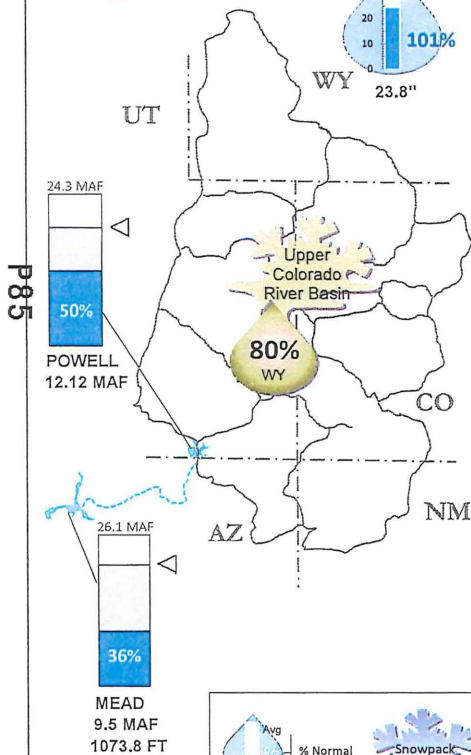
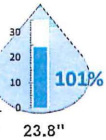
WATER SUPPLY CONDITIONS CRA

As of: 05/31/2016



2016 Colorado River

865,000 AF
69% of full CRA
(Does not include storage withdrawals or exchanges)



% Normal



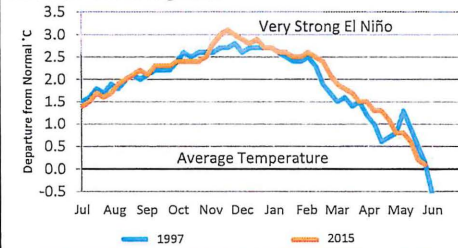
Turn page for more CRA Data

Flip Over for SWP Data

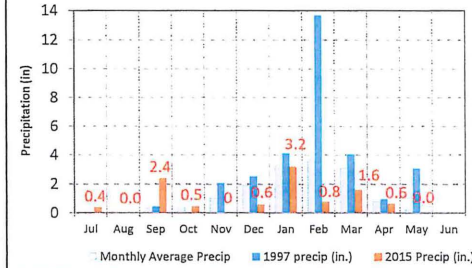
1997-98 vs. 2015-16 El Niño Signal

Sea Surface Temperature

Pacific Ocean Niño Region 3.4

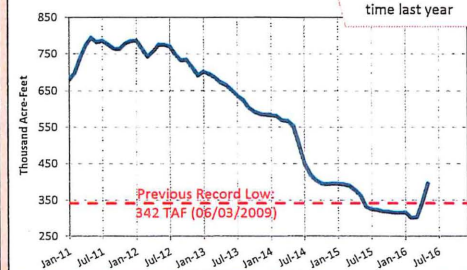


Downtown Los Angeles Precip

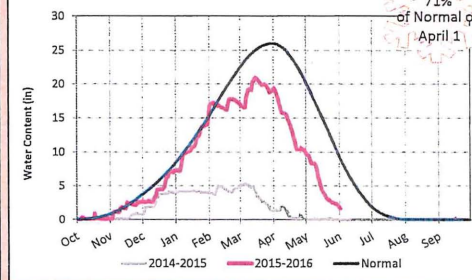


Diamond Valley Lake Storage

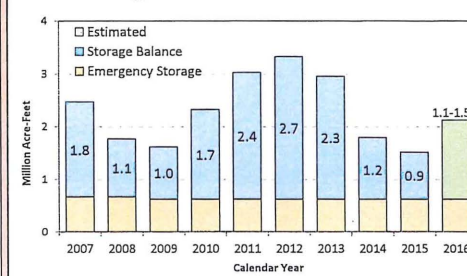
Capacity: 810 TAF



Southern Sierra Snowpack

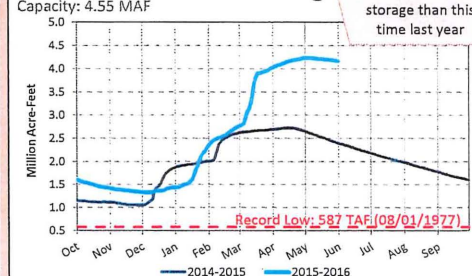


MWD Storage Reserve Levels



Lake Shasta Reservoir Storage

Capacity: 4.55 MAF



This report is produced by the Water Resource Management group and contains information from various federal, state, and local agencies. The Metropolitan Water District of Southern California cannot guarantee the accuracy or completeness of this information. Readers should refer to the relevant state, federal, and local agencies for additional or for the most up to date water supply information. Reservoirs, lakes, aqueducts, maps, watersheds, and all other visual representations on this report are not drawn to scale.

<http://www.mwdh2o.com/WSCRA>

This report is best printed double sided on legal size paper (8.5" x 14") and folded in quarters

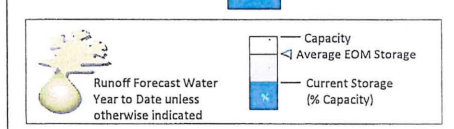
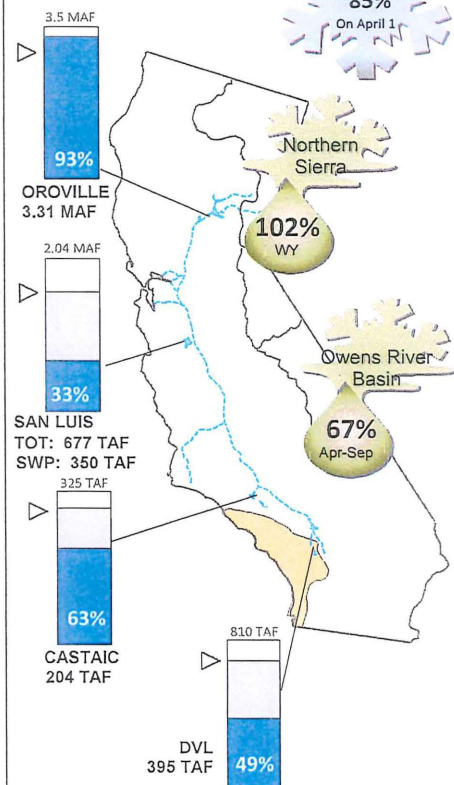


WATER SUPPLY CONDITIONS SWP

As of: 05/31/2016

2016 SWP Allocation

1,146,900 AF
60% of Table A



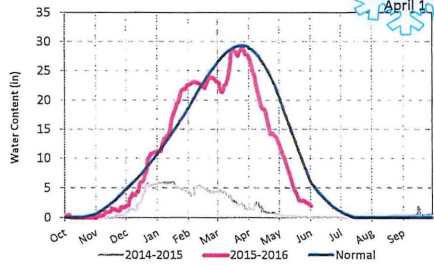
Flip Over for CRA Data

Turn page for more SWP Data

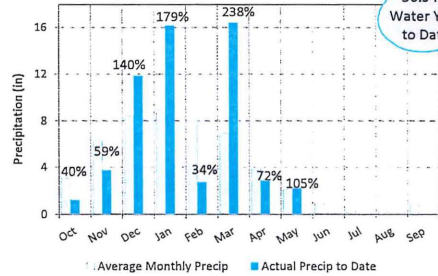
State Water Project Resources

As of: 05/31/2016

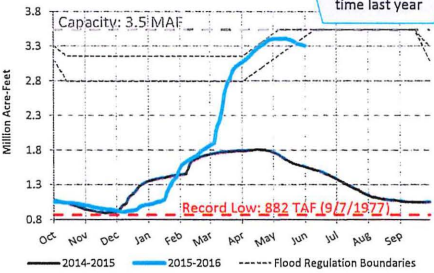
Northern Sierra Snowpack



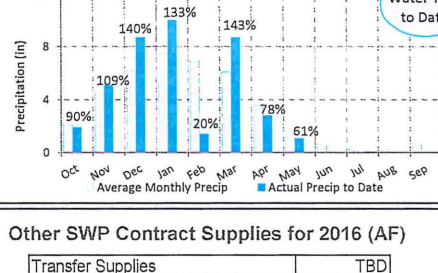
8 Station Index Precip



Oroville Reservoir Storage



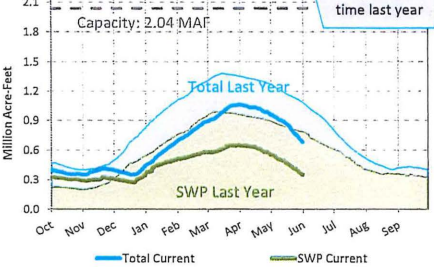
5 Station Index Precip



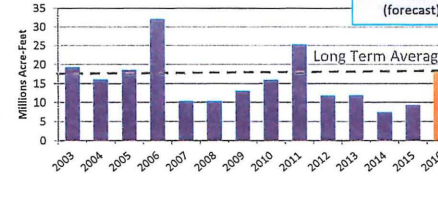
Other SWP Contract Supplies for 2016 (AF)

Transfer Supplies	TBD
Multi Year Pool	7,000
Pool A/B (Purchased)	0
Article 56 (Prior Cal. Year(s) CO)	2,400

San Luis Reservoir Storage



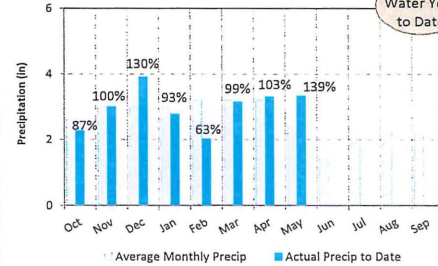
Sacramento River Runoff



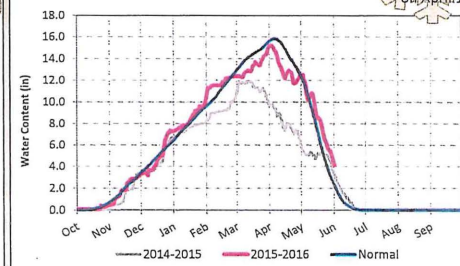
Colorado River Resources

As of: 05/31/2016

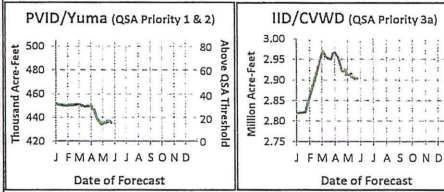
Upper Colorado Basin Precip



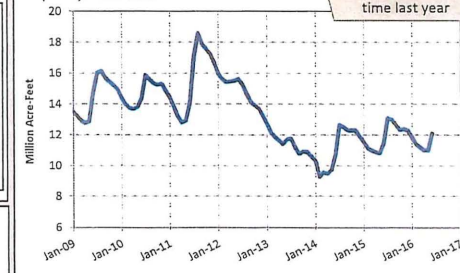
Upper Colorado Basin Snowpack



Colorado River Ag Use Forecast



Lake Powell Storage

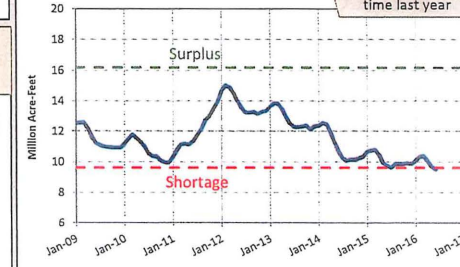


Lake Mead Shortage/Surplus Outlook

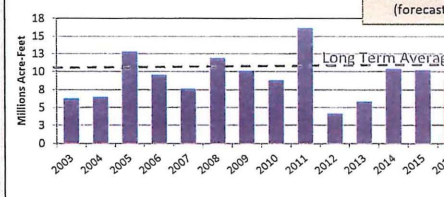
	2017	2018	2019	2020	2021
Shortage	10%	56%	64%	64%	61%
Surplus	0%	<1%	4%	8%	12%

Likelihood based on results from the April 2016 USBR RITOM/Colorado River Simulation System model run

Lake Mead Storage



Powell Unregulated Inflow



98p



CALIFORNIA STRATEGIES, LLC

Date: May 26, 2016
To: Inland Empire Utilities Agency
From: John Withers, Jim Brulte
Re: May Activity Report

Listed below is the California Strategies, LLC monthly activity report. Please feel free to call us if you have any questions or would like to receive any more information on any of the items mentioned below.

- Met with Kathy Besser to review priority issues and to discuss activities for May that Executive Staff wanted accomplished
- Discussed ways to highlight the customer return on investment for the building of recharge basins in our service territory.
- Discussed LAFCO and made recommendations to staff about upcoming issues.
- Support and advise on IEUA/SBVMWD transfer transaction on an as needed basis.
- Provided a progress update on the recent request for documents from the CVWRD.
- Continue to monitor statewide water issues including The Water Fix, water bond, and drought relief act activities. Made recommendation regarding the request for money from various state special funds.
- Monitor Santa Ana Regional Board agenda and issues of interest to IEUA.
- Attend ACWA Conference May 2-5 and interact with IEUA staff and Directors

THIS PAGE
HAS
INTENTIONALLY
BEEN LEFT
BLANK
FOR PAGINATION

Innovative Federal Strategies LLC

Comprehensive Government Relations

MEMORANDUM

To: Joe Grindstaff and Kathy Besser, IEUA

From: Letitia White, Jean Denton, and Drew Tatum

Date: May 26, 2016

Re: May Monthly Legislative Update

As House Starts Appropriations Process, Amendments Stall Progress

While House Republican lawmakers hoped to advance a budget at the beginning of the month, they were unsuccessful in bringing a budget to the floor during the month of May. Republicans in the House have yet to resolve a dispute regarding the increased budget caps agreed to in the Bipartisan Budget Act of 2015. That agreement raised the discretionary spending accounts by roughly \$30 billion in FY15 and FY16 by extending budget sequestration for an additional two fiscal years. Conservatives have insisted on marking a budget resolution at the original spending levels agreed to in the 2011 budget law that put sequestration in place.

In an effort to satisfy conservatives, Republican leaders offered \$30 billion in cuts to entitlement programs during the next two fiscal years. Since the entitlement cuts have been introduced as standalone legislation, many fear the legislation would not advance in the Senate, where Republicans do not have enough votes to overcome a filibuster.

Due to the impasse on the budget resolution, the House was unable to bring any appropriations bills to the floor before May 15. The House Appropriations Committee readied bills for the floor throughout April and the beginning of May in anticipation of floor action in the later part of May. The first bill that went to the floor was the Military Construction-VA bill, which is traditionally a non-controversial bill that traditionally receives bipartisan support. Chaos erupted on the floor when an amendment barring LGBT discrimination by federal contractors was narrowly defeated. The presiding officer held the vote open when it appeared that the amendment would pass, allowing time for Members to change their vote to defeat the amendment.

In addition to funding level disputes, appropriators expected that a number of controversial amendments could surface this year to threaten progress on the annual spending bills. Last year, an amendment barring the display of the Confederate flag at national cemeteries ended work on individual appropriations bills in the House.

After considering the Military Construction-VA Appropriations bill, the House moved to the Energy and Water Appropriations bill. That legislation contains controversial provisions from a House-passed bill by Representative David Valadao (R-CA) that would loosen environmental

Innovative Federal Strategies LLC

protections to allow additional water to be pumped from the delta to the Central Valley and municipalities in southern California. Democrats attempted to remove the language at the Committee level, and they attempted again via a floor amendment. The vote to strip the language on the floor went down along party lines in a 169-247 vote. Lawmakers took on a number of controversial subjects during amendment votes on wide-ranging topics like the Iran nuclear agreement, sanctuary cities, the North Carolina transgender bathroom law and protections for LGBT individuals in federal contracting.

The House ultimately voted overwhelmingly to reject the Energy and Water spending bill on a 112-305 vote, with 130 Republicans voting against the measure with nearly all Democrats. The House's overwhelming rejection Thursday of the legislation casts some doubt on the future of the fiscal 2017 appropriations process. House members left for a one-week recess following the vote, which will give members time to discuss how to move ahead and allow temperatures to cool.

House Appropriations bills are generally brought to the floor with an open rule for amendments, allowing the minority party to make the majority party take politically sensitive votes. Republicans were already considering changing rules for appropriations floor work so that amendments had to be pre-filed in the Congressional Record, so that leadership wouldn't be caught off guard. The turmoil that ensued after the Energy and Water bill failed will likely amplify the need for some form of a closed rule in order to continue the appropriations process.

Republicans have made returning to regular order a theme this year. While there is no clear path for the appropriations process in June, Republicans will likely take the recess to chart a path forward for the FY17 cycle.

Senate Moves Forward with First Three Appropriations Measures

The Senate relied on a provision in the Bipartisan Budget Act of 2015 to deem spending levels rather than passing a budget resolution to begin the process of bringing appropriations bills to the floor. Additionally, since all appropriations bills were packaged together in the Consolidated Appropriations Act, 2016, the Senate had six legislative vehicles to move appropriations bills before they received any new spending bills from the House this year without the threat of their legislation being blue-slipped in the House.

The first appropriations bill to move in the Senate was the Energy and Water Appropriations bill. The Senate originally began consideration of the legislation before the end of April, but an amendment offered by Senator Tom Cotton (R-AZ) that would have prohibited the administration from purchasing heavy water—a byproduct of the creation of nuclear energy—from Iran stalled consideration. After two failed attempts to cut off debate on the Energy and Water Bill, the Senate successfully passed its first appropriations measure once it dispensed with the Cotton amendment. After the amendment failed on a procedural vote, Senator Cotton agreed to withdraw it. Lawmakers then agreed to yield back the remaining debate time on the legislation, quickly passing its first appropriations bill of the year.

Using another FY16 legislative vehicle, the Senate then moved to consideration of two appropriations measures, the Military Construction-VA bill and the Transportation-HUD bill.

Innovative Federal Strategies LLC

Additionally, the Senate attached a \$1.1 billion supplemental appropriations bill to combat the Zika virus to the legislative vehicle. With little controversy, the Senate voted 89-8 to pass the second and third regular appropriations bills along with the Zika package.

While the House traditionally uses an open rule for amendments on appropriations measures, Senate leaders are able to use complex procedural maneuvers to block controversial amendments. The Senate did not bring up an appropriations bill during the final week of the month, instead opting to begin consideration of the National Defense Authorization Act.

House, Senate to Conference on Supplemental Zika Legislation

The House agreed to go to conference with the Senate to work out major differences in each chamber's proposal to combat the Zika virus, a step toward talks as Democrats in Congress and the president push hard for fast action on the mosquito-borne virus that has been linked to birth defects in newborns. House members voted 233-180 for a rule that would allow the chamber to go to conference with the Senate over differences in the two chambers' versions of their fiscal 2017 Military Construction-VA appropriations measures and legislation to address the Zika virus. The House then agreed by voice vote to go to conference.

The Senate will also need to agree to go to conference, and that agreement could come before lawmakers leave town for the Memorial Day recess. Democrats urged Republican leaders to cancel the Memorial Day recess to stay in town and quickly send a final Zika bill to the president. The Obama administration in February requested \$1.9 billion in emergency spending to develop vaccines, combat mosquito populations and more. The House opted for a much smaller package, advancing a \$622 million package that was fully offset and that expires at the end of the current fiscal year. The Senate passed a \$1.1 billion package that was neither offset nor expires.

House Republicans have argued that additional funding can be provided through the fiscal year 2017 appropriations process. They contend that a supplemental package should only run through the end of the fiscal year so that spending can be controlled. The Senate considered several measures before settling on the \$1.1 billion package that provided the funding without offsets. Once both chambers agree to a conference, Republican leaders and appropriators will have to bridge a wide spending disparity between each chamber's proposal.

House Votes to Conference Energy Legislation with Drought Provisions

After completion of the Energy Policy Modernization Act in the Senate during the month of April, the House took up the legislation and substituted in its own package. The amendment contains a number of bills that have passed the House but have not advanced in the Senate, including H.R.8—the energy bill that passed the House in 2015 along party lines. The House substitute amendment also includes a slew of land, water, wildlife and conservation bills as well as a section on energy research and development.

Among the controversial provisions included in the substitute amendment passed by the House on May 25 is the drought legislation introduced by Representative David Valadao (R-CA) that passed the House last year. California Republicans—who are eager to pass a drought bill after

Innovative Federal Strategies LLC

negotiations broke down with Senator Dianne Feinstein (D-CA)—have been attaching the legislation to bills moving to the House in order to bring the Senate to the negotiating table.

"We'll just keep trying, we're not giving it up," said Representative Jim Costa (D-CA). Costa is one of the few Democrats aligned with Republicans in favor of the drought legislation. He indicated it was too early to know which legislative vehicle would successfully carry drought legislation to final passage, but indicated renewed hope that California Democrats and Republicans would negotiate a final package this year. Republicans have been attempting to create as many opportunities to conference the drought legislation as possible, attaching the legislation to high-profile or must pass bills.

Senate Holds Western Drought Hearing

The Senate Energy and Natural Resources Water and Power Subcommittee held a hearing on several drought bills at the end of May, including Senator Feinstein's California Long-Term Provisions for Water Supply and Short-Term Provisions for Emergency Drought Relief Act. The hearing was the first on Senator Feinstein's latest drought package. In testifying in support of her legislation, Senator Feinstein noted that this is the second iteration of her legislation this Congress. She noted that her offices have continued to solicit feedback from federal, state, and local stakeholders. She also mentioned the support from ACWA and 104 local water agencies and individuals who have written letters of support for the legislation.

Four other Western water bills were also reviewed, foreshadowing the strategy proposed by Senate Energy and Natural Resources Committee Chairwoman Lisa Murkowski (R-AK) of advancing a west-wide drought bill later this year. Also making an appearance before the subcommittee was new legislation introduced by Senator Jeff Flake (R-AZ) and several Western-state Republicans that contains many Republican priorities to deal with drought conditions in their home states. While the Bureau of Reclamation was generally supportive of Feinstein's legislation, they indicated they had some concerns with the Flake bill.

Subcommittee Chairman Mike Lee (R-UT) indicated that details for a west-wide package are still being negotiated, but that this hearing was part of the first steps for the Committee to move forward. In addition to the requirement that the bill support west-wide drought mitigation, Chairman Lee also mentioned that the bill would need to be fully paid for through offsets or new revenue provisions.

FAA Deadline Looms

With the FAA reauthorization deadline looming in mid-July, the House has been slow to consider a long-term reauthorization. In April, the Senate Commerce Committee advanced legislation to reauthorize the agency through the end of fiscal year 2017. With broad bipartisan support, the Senate cleared the legislation on a vote of 95-3. The Senate legislation does not include the controversial provisions to privatize air traffic control operations championed by House Transportation and Infrastructure Chairman Bill Shuster (R-PA).

With no action in the House on its own legislation or the Senate-passed bill, Senate Commerce Committee leaders have sent a letter to Representatives Bill Shuster (R-PA) and Peter DeFazio (D-OR) urging the House Transportation and Infrastructure Committee to take up the Senate's

Innovative Federal Strategies LLC

FAA reauthorization bill and pass it before the July 15 expiration date of current FAA authority. Highlighting the 95-3 approval the Senate bill got on the floor, Sens. John Thune (R-SD) and Bill Nelson (D-FL) took a diplomatic approach, nodding to the merits in Shuster's embattled privatization bill, but argued that the only realistic path to avoiding another short-term extension would be to take up the Senate's more middle-of-the-road bill.

Although there are some six weeks remaining before the FAA's current authorization expires, there are only 23 legislative days remaining.

Outlook for June

Both the House and Senate will be in recess for the final week of May/first week of June for the Memorial Day recess.

The House schedule for June is very unclear after the Energy and Water Appropriations bill failed on the floor. Lawmakers will likely use the recess to chart a path forward on the fiscal year 2017 bills, including looking at changing the way bills are brought to the floor. With the FAA deadline pending, lawmakers may opt to spend time on competing FAA proposals to either dispense with the legislation or conference with the Senate.

The Senate will continue consideration of the National Defense Authorization Act upon returning from recess. Additionally, the Senate still has legislative vehicles to pass additional appropriations bills.

If a compromise can be reached on supplemental Zika appropriations legislation, both chambers could pass a compromise conference report during the month of June.

THIS PAGE
HAS
INTENTIONALLY
BEEN LEFT
BLANK
FOR PAGINATION

Date: June 15, 2016

To: The Honorable Board of Directors

Through: Public, Legislative Affairs and Water Resources Committee (6/8/16)

From: P. Joseph Grindstaff
General Manager

Submitted by: Kathy Besser
Manager of External Affairs

Subject: Public Outreach and Communication

RECOMMENDATION

This is an informational item for the Board of Directors to receive and file.

BACKGROUND

July

- July is Smart Irrigation Month
- July 16 – Chino Community Garden Grand Opening, 9:00 a.m. to 12:00 p.m., 5976 Riverside Drive, Chino
- July 20 (Tentative) – Employee Appreciation Picnic, 11:30 a.m., Location TBD

August

- August 12 – San Bernardino County Water Conference, Ontario Convention Center, 3400 Shelby Street, Ontario

Outreach/Education - Civic Publications Newspaper Campaign

- IEUA sent an email blast on May 26 with the subject line reading *May is Water Awareness Month: Are you AWARE of your WATER USE?* The email blast led viewers to the KickWaterWaste.com website.
- IEUA ran a Water Awareness Month advertisement in the Daily Bulletin on May 15.

Media and Outreach

- Staff is developing summer messaging tips and re-vamping the *Kick the Habit* logo to include a summer brand for messaging during the summer months. The tips will focus on the State Water Resources Control Board's permanent restrictions following the Governor's Executive Order.

Public Outreach and Communication

June 15, 2016

Page 2

- Staff is updating the *Kick the Habit* movie trailer and will outreach through local theaters for 14 weeks beginning June 17.
- Staff is developing advertisements to promote “No Drugs Down the Drain” and IEUA’s Automatic Water Softener Rebate program. These advertisements will run in June in the *Daily Bulletin*, *Fontana Herald News* and *La Opinión* newspapers.
- A *Kick the Habit* advertisement will run in the *Champion Newspaper*’s Healthy Living section on June 18.
- IEUA staff placed a ¼ page *Kick the Habit* advertisement in the *Fontana Herald News* for the month of June.
- *Kick the Habit* bus advertisements in English and Spanish began on October 5, 2015 for an initial six-month run and will continue to run for another six months.
- In May, 27 items were posted to Facebook and 24 tweets were sent under the @IEUAwater Twitter handle.
- Staff began implementing Friday Foliage as a weekly spot on IEUA’s social media channels to highlight water efficient California native and drought tolerant plants. It also features pictures of the plants and information regarding the plant (i.e. good for slopes, attractive to butterflies, the location of where to locate them in the Chino Creek Park, etc.)
- For Water Awareness Month (May), staff implemented social media posts including *Where’s Wally?* and *Advice from Owlie*. Staff developed water tip videos to display on social media sites and the Agency website. The post categories and water tip videos will continue to be an Agency staple for outreach moving forward into the summer months.

Education and Outreach Updates

- The Water Discovery Program is booked through the 2015/2016 school year. 1,597 Girl Scout troop members, elementary, middle and high school students have taken part in the park field trip from July 1, 2015 through May 30, 2016. The Busing Mini-Grant program was extended through December 2020.
- Solar Cup 2016 was a huge success for IEUA teams. Henry J. Kaiser High School in the city of Fontana, took 1st place overall in the rookie division at the three-day competition at Metropolitan’s Lake Skinner. In the competitions leading to their 1st place finish, they received the most points in the endurance race, the 200-meter sprint and the Inland Empire Region Public Service Announcement categories. Chino High School in the city of Chino, placed 2nd overall against 38 teams in the veterans division, an incredible jump from their 13th place finish last year. They received the most points for their Inland Empire Region Public Service Announcement and was awarded the 2nd most points for the 200-meter sprint in the Inland Empire Region.
- The Garden in Every School® team conducted site visits in May to evaluate the proposed garden sites at schools that submitted grants for program year 2016/17. After evaluation, Montclair High School in the city of Montclair, Arroyo Elementary in the city of Ontario, Townsend Junior High School in the city of Chino, and Rolling Ridge Elementary in the city of Chino Hills have been selected and awarded the grant.
- Staff will begin working with member agencies in June to plan the 2016 Water Conservation Fair.

PRIOR BOARD ACTION

None.

IMPACT ON BUDGET

The above-mentioned activities are budgeted in the FY 2015/16 Administrative Service Fund, External Affairs Services budget.

THIS PAGE
HAS
INTENTIONALLY
BEEN LEFT
BLANK
FOR PAGINATION

CHINO BASIN WATERMASTER

IV. INFORMATION

1. Cash Disbursements for May 2016

CHINO BASIN WATERMASTER
Cash Disbursements For The Month of
May 2016

For Informational Purposes Only

Type	Date	Num	Name	Memo	Account	Paid Amount
Bill Pmt -Check	05/03/2016	19373	WILDERMUTH ENVIRONMENTAL INC		1012 · Bank of America Gen'l Ckg	
Bill	03/31/2016	2016096		2016096	6906.31 · OBMP-Pool, Adv. Board Mtgs	7,250.79
Bill	03/31/2016	2016097		2016097	6906.32 · OBMP-Other General Meetings	5,373.00
Bill	03/31/2016	2016098		2016098	6906.74 · OBMP-Mat'l Phy. Injury Requests	538.75
Bill	03/31/2016	2016099		2016099	6910.11 · WEI Support-Grant Funding-RMPU	11,961.25
Bill	03/31/2016	2016100		2016100	6906.71 · OBMP-Data Req.-CBWM Staff	33,270.52
Bill	03/31/2016	2016101		2016101	6906.72 · OBMP-Data Req.-Non CBWM Staff	387.50
Bill	03/31/2016	2016102		2016102	6906.23 · SGMA Reporting Requirements	10,347.00
Bill	03/31/2016	2016103		2016103	6906 · OBMP Engineering Services	8,969.75
Bill	03/31/2016	2016104		2016104	6906.1 · OBMP-Watermaster Model Update	48,334.75
Bill	03/31/2016	2016105		2016105	7103.3 · Grdwtr Qual-Engineering	6,091.25
Bill	03/31/2016	2016106		2016106	7104.3 · Grdwtr Level-Engineering	8,673.09
Bill	03/31/2016	2016107		2016107	7107.2 · Grd Level-Engineering	1,237.50
				Neva Ridge	7107.6 · Grd Level-Contract Svcs	56,000.00
Bill	03/31/2016	2016108		2016108	7107.2 · Grd Level-Engineering	990.42
				Parsons Brinckerhoff, Inc.	7107.6 · Grd Level-Contract Svcs	26,245.70
				Zumasys	7107.6 · Grd Level-Contract Svcs	433.50
Bill	03/31/2016	2016109		2016109	7108.3 · Hydraulic Control-Engineering	12,187.50
Bill	03/31/2016	2016110		2016110	7108.32 · HCMP - Adaptive Mgmt Plan	2,178.75
Bill	03/31/2016	2016111		2016111	7108.31 · Hydraulic Control - PBHSP	5,425.79
Bill	03/31/2016	2016112		2016112	7109.3 · Recharge & Well - Engineering	193.75
Bill	03/31/2016	2016113		2016113	7202.2 · Engineering Svc	10,550.37
Bill	03/31/2016	2016114		2016114	7402 · PE4-Engineering	26,099.43
				Michael C. Carpenter	7403 · PE4-Contract Svcs	6,200.00
Bill	03/31/2016	2016115		2016115	7402.10 · PE4 - Northwest MZ1 Area Proj.	15,103.96
Bill	03/31/2016	2016116		2016116	6906.73 · OBMP-Safe Yield Recalculation	5,759.43
Bill	03/31/2016	2016117		2016117	6910.10 · IRP Groundwater Modeling-WEI	2,070.00
Bill	03/31/2016	2016118		2016118	6910.12 · WEI Support-Stormwater Recharge	9,117.00
Bill	03/31/2016	2016119		2016119	6910.13 · IEUA-San Sevaime Imp. Proj.	384.00
TOTAL						321,374.75
General Journal	05/07/2016	05/07/2016	Payroll and Taxes for 04/24/16-05/07/16	Payroll and Taxes for 04/24/16-05/07/16	1012 · Bank of America Gen'l Ckg	
				Direct Deposits for 04/24/16-05/07/16	1012 · Bank of America Gen'l Ckg	19,416.56
				Payroll Taxes for 04/24/16-05/07/16	1012 · Bank of America Gen'l Ckg	6,882.03
				Payroll Checks for 04/24/16-05/07/16	1012 · Bank of America Gen'l Ckg	1,075.16
			ICMA-RC	457(f) Employee Deductions for 04/24/16-05/07/16	1012 · Bank of America Gen'l Ckg	3,324.52
			ICMA-RC	401(a) Employee Deductions for 04/24/16-05/07/16	1012 · Bank of America Gen'l Ckg	945.28
TOTAL						31,643.55
Bill Pmt -Check	05/12/2016	19374	APPLIED COMPUTER TECHNOLOGIES	2668	1012 · Bank of America Gen'l Ckg	

P 69

CHINO BASIN WATERMASTER
Cash Disbursements For The Month of
May 2016

For Informational Purposes Only

	<u>Type</u>	<u>Date</u>	<u>Num</u>	<u>Name</u>	<u>Memo</u>	<u>Account</u>	<u>Paid Amount</u>
	Bill	04/30/2016	2668		Database Consulting Services - April 2016	6052.2 · Applied Computer Technol	3,319.00
TOTAL							3,319.00
	Bill Pmt -Check	05/12/2016	19375	CHARTER COMMUNICATIONS	8245100651455350	1012 · Bank of America Gen'l Ckg	
	Bill	05/02/2016	8245100651455350		5/06/16-6/05/16	6053 · Internet Expense	64.99
TOTAL							64.99
	Bill Pmt -Check	05/12/2016	19376	COMPUTER NETWORK	100958	1012 · Bank of America Gen'l Ckg	
	Bill	05/02/2016	100958		System memory diagnostics and repair	6055 · Computer Hardware	192.20
TOTAL							192.20
	Bill Pmt -Check	05/12/2016	19377	DE HAAN, HENRY	Ag Pool Member Compensation	1012 · Bank of America Gen'l Ckg	
	Bill	04/14/2016	4/14 Ag Pool Mtg		Ag Pool Member Compensation	8411 · Compensation	25.00
					4/14/16 Ag Pool Meeting	8470 · Ag Meeting Attend -Special	100.00
TOTAL							125.00
	Bill Pmt -Check	05/12/2016	19378	FEENSTRA, BOB	Ag Pool Member Compensation	1012 · Bank of America Gen'l Ckg	
	Bill	04/14/2016	4/14 Ag Pool Mtg		Ag Pool Member Compensation	8411 · Compensation	25.00
					4/14/16 Ag Pool Meeting	8470 · Ag Meeting Attend -Special	100.00
	Bill	04/22/2016	4/22 Mtg w/PK		4/22/16 Ag Pool Business mtg w/PK	8470 · Ag Meeting Attend -Special	125.00
TOTAL							250.00
	Bill Pmt -Check	05/12/2016	19379	FRONTIER COMMUNICATIONS	909-484-3890-050914-5	1012 · Bank of America Gen'l Ckg	
	Bill	05/02/2016	90948438900503145		909-484-3890-050914-5	6022 · Telephone	138.34
TOTAL							138.34
	Bill Pmt -Check	05/12/2016	19380	HOGAN LOVELLS	2979127	1012 · Bank of America Gen'l Ckg	
	Bill	04/30/2016	2979127		Non-Ag Pool Legal Services - March 2016	8567 · Non-Ag Legal Service	1,124.55
TOTAL							1,124.55
	Bill Pmt -Check	05/12/2016	19381	HUITSING, JOHN	Ag Pool Member Compensation	1012 · Bank of America Gen'l Ckg	
	Bill	04/14/2016	4/14 Ag Pool Mtg		Ag Pool Member Compensation	8411 · Compensation	25.00
					4/14/16 Ag Pool Meeting	8470 · Ag Meeting Attend -Special	100.00
TOTAL							125.00
	Bill Pmt -Check	05/12/2016	19382	LEVEL 3 COMMUNICATIONS	43469310	1012 · Bank of America Gen'l Ckg	
	Bill	04/27/2016	43469310		4/17/16-5/16/16	6053 · Internet Expense	1,087.54
TOTAL							1,087.54
	Bill Pmt -Check	05/12/2016	19383	MINDSHIFT	0216650	1012 · Bank of America Gen'l Ckg	

P1000

CHINO BASIN WATERMASTER
Cash Disbursements For The Month of
May 2016

For Informational Purposes Only

	<u>Type</u>	<u>Date</u>	<u>Num</u>	<u>Name</u>	<u>Memo</u>	<u>Account</u>	<u>Paid Amount</u>
	Bill	04/29/2016	0216650		Graphic cards for (2) servers in IT room	6055 · Computer Hardware	<u>238.28</u>
TOTAL							238.28
	Bill Pmt -Check	05/12/2016	19384	PARK PLACE COMPUTER SOLUTIONS, INC.	512	1012 · Bank of America Gen'l Ckg	
	Bill	04/30/2016	512		IT Consulting Services - April 1-30, 2016	6052.1 · Park Place Comp Solutn	<u>3,000.00</u>
TOTAL							3,000.00
	Bill Pmt -Check	05/12/2016	19385	PAYCHEX	2016042800	1012 · Bank of America Gen'l Ckg	
	Bill	04/29/2016	2016042800		April 2016	6012 · Payroll Services	<u>362.30</u>
TOTAL							362.30
	Bill Pmt -Check	05/12/2016	19386	PIERSON, JEFFREY	Ag Pool Member Compensation	1012 · Bank of America Gen'l Ckg	
	Bill	04/14/2016	4/14 Ag Pool Mtg		Ag Pool Member Compensation	8411 · Compensation	25.00
					4/14/16 Ag Pool Meeting	8470 · Ag Meeting Attend -Special	100.00
	Bill	04/21/2016	4/21 RIPCom Mtg		4/21/16 RIPCom Meeting	8470 · Ag Meeting Attend -Special	<u>125.00</u>
TOTAL							250.00
P101	Bill Pmt -Check	05/12/2016	19387	PREMIERE GLOBAL SERVICES	21020635	1012 · Bank of America Gen'l Ckg	
	Bill	04/30/2016	21020635		Call w/auditors on 3/28	6062 · Audit Services	6.37
					Court hearing prep call on 3/28	6909.1 · OBMP Meetings	6.13
					WM coordination call on 3/28	6909.1 · OBMP Meetings	6.13
					SGMA compliance call on 3/28	6906.23 · SGMA Reporting Requirements	32.36
					WM coordination call on 4/04	6909.1 · OBMP Meetings	25.50
					Non-Ag Pool meeting call on 4/14	8512 · Meeting Expense	12.77
					Basin Boundary call on 4/21	6909.1 · OBMP Meetings	27.10
					Basin Boundary call on 4/21	6909.1 · OBMP Meetings	6.12
					Basin Boundary call on 4/21	6909.1 · OBMP Meetings	17.43
					WM coordination call on 4/25	6909.1 · OBMP Meetings	9.31
					Fee - Confidential	6022 · Telephone	49.00
					Fee - General	6022 · Telephone	49.00
					Fee - Service	6022 · Telephone	<u>5.23</u>
TOTAL						252.45	
	Bill Pmt -Check	05/12/2016	19388	PUBLIC EMPLOYEES' RETIREMENT SYSTEM	Payor #3493	1012 · Bank of America Gen'l Ckg	
	Bill	05/03/2016	1394905143		Annual Unfunded Accrued Liability	60180 · Employers PERS Expense	<u>3,077.00</u>
TOTAL						3,077.00	
	Bill Pmt -Check	05/12/2016	19389	READY REFRESH BY NESTLE	0023230253	1012 · Bank of America Gen'l Ckg	
	Bill	04/27/2016	0023230253		Office Water Bottle - April 2016	6031.7 · Other Office Supplies	<u>102.43</u>
TOTAL						102.43	

CHINO BASIN WATERMASTER
Cash Disbursements For The Month of
May 2016

For Informational Purposes Only

Type	Date	Num	Name	Memo	Account	Paid Amount
Bill Pmt -Check	05/12/2016	19390	RR FRANCHISING, INC.	21564	1012 · Bank of America Gen'l Ckg	
Bill	05/02/2016	21564		Janitorial Service - May 2016	6024 · Building Repair & Maintenance	740.00
TOTAL						740.00
Bill Pmt -Check	05/12/2016	19391	STATE COMPENSATION INSURANCE FUND	1970970-15	1012 · Bank of America Gen'l Ckg	
Bill	04/27/2016	1970970-15		1970970-15	60183 · Worker's Comp Insurance	961.58
TOTAL						961.58
Bill Pmt -Check	05/12/2016	19392	UNION 76	7076-2245-3035-5049	1012 · Bank of America Gen'l Ckg	
Bill	04/29/2016	7076224530355049		Fuel - April 2016	6175 · Vehicle Fuel	215.46
TOTAL						215.46
Bill Pmt -Check	05/12/2016	19393	UNITED HEALTHCARE	0040385166	1012 · Bank of America Gen'l Ckg	
Bill	04/25/2016	0040385166		Dental Insurance Premium - May 2016	60182.2 · Dental & Vision Ins	873.99
TOTAL						873.99
Bill Pmt -Check	05/12/2016	19394	USA-FACT INC	6042922	1012 · Bank of America Gen'l Ckg	
Bill	04/19/2016	6042922		Background check for candidate	6016 · New Employee Search Costs	118.58
TOTAL						118.58
Bill Pmt -Check	05/12/2016	19395	VANDEN HEUVEL, ROB	Ag Pool Member Compensation	1012 · Bank of America Gen'l Ckg	
Bill	04/14/2016	4/14 Ag Pool Mtg		Ag Pool Member Compensation	8411 · Compensation	25.00
				4/14/16 Ag Pool Meeting	8470 · Ag Meeting Attend -Special	100.00
TOTAL						125.00
Bill Pmt -Check	05/12/2016	19396	VERIZON WIRELESS	9763698997	1012 · Bank of America Gen'l Ckg	
Bill	04/21/2016	9763698997		9763698997	7103.7 · Grdwtr Qual-Computer Svc	100.04
TOTAL						100.04
Bill Pmt -Check	05/12/2016	19397	VISION SERVICE PLAN	00-101789-0001	1012 · Bank of America Gen'l Ckg	
Bill	04/25/2016	001017890001		Vision Insurance Premium - May 2016	60182.2 · Dental & Vision Ins	73.46
TOTAL						73.46
Bill Pmt -Check	05/12/2016	19398	YUKON DISPOSAL SERVICE	08-K2 213849	1012 · Bank of America Gen'l Ckg	
Bill	05/03/2016	08-k2 213849		Disposal Service - May 2016	6024 · Building Repair & Maintenance	111.57
TOTAL						111.57
Bill Pmt -Check	05/12/2016	19399	PUBLIC EMPLOYEES' RETIREMENT SYSTEM	Payor #3493	1012 · Bank of America Gen'l Ckg	
Bill	04/21/2016	1394905143		Fees for GASB-68 Reports & Schedules	60180 · Employers PERS Expense	1,300.00

CHINO BASIN WATERMASTER
Cash Disbursements For The Month of
May 2016

For Informational Purposes Only

Type	Date	Num	Name	Memo	Account	Paid Amount
TOTAL						1,300.00
Bill Pmt -Check	05/12/2016	19400	STAPLES BUSINESS ADVANTAGE	8038910083	1012 · Bank of America Gen'l Ckg	
Bill	04/16/2016	8038910083		Miscellaneous office supplies	6031.7 · Other Office Supplies	248.03
TOTAL						248.03
Bill Pmt -Check	05/13/2016	ACH 051316	PUBLIC EMPLOYEES' RETIREMENT SYSTEM	Payor #3493	1012 · Bank of America Gen'l Ckg	
General Journal	05/07/2016	05/13/2016	PUBLIC EMPLOYEES' RETIREMENT SYSTEM	CalPERS Retirement for 04/24/16-05/07/16	2000 · Accounts Payable	5,343.90
TOTAL						5,343.90
Bill Pmt -Check	05/16/2016	19401	BROWNSTEIN HYATT FARBER SCHRECK		1012 · Bank of America Gen'l Ckg	
Bill	03/31/2016	636555		636555	6078 · BHFS Legal - Miscellaneous	8,247.15
				Expenses	8375 · BHFS Legal - Appropriative Pool	23.54
				Expenses	8475 · BHFS Legal - Agricultural Pool	23.54
				Expenses	8575 · BHFS Legal - Non-Ag Pool	23.54
				Expenses	6375 · BHFS Legal - Board Meeting	1,125.00
Bill	03/31/2016	636556		Alvarez-CalPERS	6073 · BHFS Legal - Personnel Matters	10,143.90
				Personnel	6073 · BHFS Legal - Personnel Matters	1,377.00
				Maurizio	6073 · BHFS Legal - Personnel Matters	5,490.00
				Expenses	6073 · BHFS Legal - Personnel Matters	10.00
Bill	03/31/2016	636557		636557	6907.34 · Santa Ana River Water Rights	535.50
Bill	03/31/2016	636558		636558	6275 · BHFS Legal - Advisory Committee	879.75
				Expenses	6275 · BHFS Legal - Advisory Committee	35.31
Bill	03/31/2016	636559		636559	6375 · BHFS Legal - Board Meeting	5,621.40
				Expenses	6375 · BHFS Legal - Board Meeting	35.31
Bill	03/31/2016	636560		636560	8375 · BHFS Legal - Appropriative Pool	1,147.50
Bill	03/31/2016	636561		636561	8475 · BHFS Legal - Agricultural Pool	1,147.50
Bill	03/31/2016	636562		636562	8575 · BHFS Legal - Non-Ag Pool	1,147.50
Bill	03/31/2016	636563		636563	6071 · BHFS Legal - Court Coordination	1,286.55
Bill	03/31/2016	636564		636564	6907.39 · Recharge Master Plan	1,721.25
Bill	03/31/2016	636565		636565	6907.41 · Prado Basin Habitat Sustain	535.50
Bill	03/31/2016	636566		636566	6907.42 · Safe Yield Recalculation	49,884.30
				Maurizio	6073 · BHFS Legal - Personnel Matters	105.30
				Expenses	6907.42 · Safe Yield Recalculation	88.80
Bill	03/31/2016	636567		636567	6907.44 · SGMA Compliance	18,917.55
TOTAL						109,552.69
Bill Pmt -Check	05/16/2016	19402	ACWA JOINT POWERS INSURANCE AUTHORITY	0411047	1012 · Bank of America Gen'l Ckg	
Bill	05/09/2016	0411047		Prepayment - June 2016	1409 · Prepaid Life, BAD&D & LTD	116.32
				May 2016	60191 · Life & Disab.Ins Benefits	142.36

P103

CHINO BASIN WATERMASTER
Cash Disbursements For The Month of
May 2016

For Informational Purposes Only

Type	Date	Num	Name	Memo	Account	Paid Amount
TOTAL						258.68
Bill Pmt -Check	05/16/2016	19403	EGOSCUE LAW GROUP	11254	1012 · Bank of America Gen'l Ckg	
Bill	05/12/2016	11254		Ag Pool Legal Services - April 2016	8467 · Ag Legal & Technical Services	13,767.50
TOTAL						13,767.50
Bill Pmt -Check	05/16/2016	19404	GEOTECHNICAL SERVICES	22272	1012 · Bank of America Gen'l Ckg	
Bill	05/11/2016	22272		22272	7104.7 · Grdwtr Level-WM Staff-Cap Equip	6,471.72
TOTAL						6,471.72
Bill Pmt -Check	05/16/2016	19405	KAVOUNAS, PETER	Travel Expense Reimbursement	1012 · Bank of America Gen'l Ckg	
Bill	05/09/2016			Travel-ACWA Conference	6171.1 · GM - Reimbursement	411.41
TOTAL						411.41
Bill Pmt -Check	05/16/2016	19406	MINDSHIFT	0218078	1012 · Bank of America Gen'l Ckg	
Bill	05/12/2016	0218078		Managed IT Services - May 2016	6052.4 · mindSHIFT Technologies, Inc.	3,770.00
TOTAL						3,770.00
P104 TOTAL						
Bill Pmt -Check	05/16/2016	19407	PITNEY BOWES CREDIT CORPORATION	0011526621	1012 · Bank of America Gen'l Ckg	
Bill	04/30/2016	0011526621		Postage meter lease	6044 · Postage Meter Lease	402.84
TOTAL						402.84
Bill Pmt -Check	05/16/2016	19408	R&D PEST SERVICES	0201496	1012 · Bank of America Gen'l Ckg	
Bill	05/12/2016	0201496		Pest control-ant and flea	6024 · Building Repair & Maintenance	100.00
TOTAL						100.00
Bill Pmt -Check	05/16/2016	19409	RAUCH COMMUNICATION CONSULTANTS, LLC Apr-1606		1012 · Bank of America Gen'l Ckg	
Bill	04/30/2016	Apr-1606		Progress Billing - Work thru April 30, 2016	6061.3 · Rauch	1,800.00
TOTAL						1,800.00
Bill Pmt -Check	05/16/2016	19410	STAPLES BUSINESS ADVANTAGE	8039122983	1012 · Bank of America Gen'l Ckg	
Bill	04/30/2016	8039122983		Miscellaneous office supplies	6031.7 · Other Office Supplies	3.99
TOTAL						3.99
Bill Pmt -Check	05/16/2016	19411	THOMAS HARDER & CO	14	1012 · Bank of America Gen'l Ckg	
Bill	05/09/2016	14		Replace lost check #18701 issued on 6/16/2015	8306 · Consulting/Engineering Services	510.00
TOTAL						510.00
General Journal	05/31/2016	05/31/2016	Adjust for Voided Check - \$510.00	Adjust for Voided Check - 18701 for \$510.00	1012 · Bank of America Gen'l Ckg	
				Adjust for Voided Check - \$510.00	8306 · Consulting/Engineering Services	-510.00

CHINO BASIN WATERMASTER
Cash Disbursements For The Month of
May 2016

For Informational Purposes Only

Type	Date	Num	Name	Memo	Account	Paid Amount
TOTAL						-510.00
Bill Pmt -Check	05/16/2016	19412	UNITED PARCEL SERVICE	2x81x0	1012 · Bank of America Gen'l Ckg	
Bill	05/03/2016	2x81x0		Package to B. Ruiz	6042 · Postage - General	30.30
TOTAL						30.30
Bill Pmt -Check	05/16/2016	19413	VERIZON	470810953-00001	1012 · Bank of America Gen'l Ckg	
Bill	05/12/2016	470810953-00001		470810953-00001	6022 · Telephone	299.59
TOTAL						299.59
Bill Pmt -Check	05/23/2016	19414	LAW OFFICE OF JOSHUA Y. LEE	Legal Services	1012 · Bank of America Gen'l Ckg	
Bill	05/23/2016				6011 · WM Staff Salaries	11,134.10
TOTAL						11,134.10
Bill Pmt -Check	05/24/2016	19415	WILDERMUTH ENVIRONMENTAL INC		1012 · Bank of America Gen'l Ckg	
Bill	04/30/2016	2016140		2016140	6906.31 · OBMP-Pool, Adv. Board Mtgs	1,995.68
Bill	04/30/2016	2016141		2016141	6906.32 · OBMP-Other General Meetings	1,185.00
Bill	04/30/2016	2016142		2016142	6906.74 · OBMP-Mat'l Phy. Injury Requests	1,748.75
Bill	04/30/2016	2016143		2016143	6910.11 · WEI Support-Grant Funding-RMPU	8,864.61
Bill	04/30/2016	2016144		2016144	6906.71 · OBMP-Data Req.-CBWM Staff	20,743.50
Bill	04/30/2016	2016145		2016145	6906.72 · OBMP-Data Req.-Non CBWM Staff	430.00
Bill	04/30/2016	2016146		2016146	6906.23 · SGMA Reporting Requirements	232.50
Bill	04/30/2016	2016147		2016147	6906 · OBMP Engineering Services	1,731.25
Bill	04/30/2016	2016148		2016148	6906.1 · OBMP-Watermaster Model Update	32,499.75
Bill	04/30/2016	2016149		2016149	7103.3 · Grdwtr Qual-Engineering	503.75
Bill	04/30/2016	2016150		2016150	7104.3 · Grdwtr Level-Engineering	9,554.23
Bill	04/30/2016	2016151		2016151	7107.2 · Grd Level-Engineering	9,364.99
				GR Wilcoxson, Inc.	7107.6 · Grd Level-Contract Svcs	3,600.00
				Michael C. Carpenter	7107.6 · Grd Level-Contract Svcs	4,976.00
				Parsons Birnckerhoff, Inc.	7107.6 · Grd Level-Contract Svcs	26,654.78
				Western Gunn Hydrology, LLC	7107.6 · Grd Level-Contract Svcs	5,490.94
Bill	04/30/2016	2016152		2016152	7108.3 · Hydraulic Control-Engineering	1,149.22
Bill	04/30/2016	2016153		2016153	7108.3 · Hydraulic Control-Engineering	1,507.12
Bill	04/30/2016	2016154		2016154	7108.3 · Hydraulic Control-Engineering	13,784.05
Bill	04/30/2016	2016155		2016155	7108.32 · HCMP - Adaptive Mgmt Plan	8,691.98
Bill	04/30/2016	2016156		2016156	7108.31 · Hydraulic Control - PBHSP	4,624.15
Bill	04/30/2016	2016157		2016157	7109.3 · Recharge & Well - Engineering	3,790.00
Bill	04/30/2016	2016158		2016158	7202.2 · Engineering Svc	2,732.47
Bill	04/30/2016	2016159		2016159	7402 · PE4-Engineering	9,770.00
Bill	04/30/2016	2016160		2016160	7402.10 · PE4 - Northwest MZ1 Area Proj.	12,466.32

P105

CHINO BASIN WATERMASTER
Cash Disbursements For The Month of
May 2016

For Informational Purposes Only

Type	Date	Num	Name	Memo	Account	Paid Amount
Bill	04/30/2016	2016161		2016161	7502 · PE6&7-Engineering	852.50
Bill	04/30/2016	2016162		2016162	6910.13 · IEUA-San Sevaine Imp. Proj.	6,924.00
TOTAL						195,867.54
Bill Pmt -Check	05/26/2016	19416	BANK OF AMERICA	XXXX-XXXX-XXXX-9341	1012 · Bank of America Gen'l Ckg	
Bill	04/30/2016	XXXX-XXXX-XXXX-9341		Send package to B. Ruiz	6042 · Postage - General	22.79
				Hotel for Joswiak to attend CalPERS Hearing	6073 · BHFS Legal - Personnel Matters	831.80
				Parking for Joswiak to attend CalPERS Hearing	6073 · BHFS Legal - Personnel Matters	13.00
				Purchase miscellaneous office supplies	6031.7 · Other Office Supplies	240.37
				Purchase miscellaneous office supplies	6031.7 · Other Office Supplies	11.35
				Purchase miscellaneous office supplies	6031.7 · Other Office Supplies	14.32
				Purchase miscellaneous office supplies	6031.7 · Other Office Supplies	306.01
				PK meeting w/G. Vanden Heuvel	6312 · Meeting Expenses	37.37
				Parking for Kavounas to attend CalPERS Hearing	6073 · BHFS Legal - Personnel Matters	13.00
				PK meeting w/ B. Kuhn re CalPERS Hearing	6073 · BHFS Legal - Personnel Matters	96.00
				Registration-PK-CA Groundwater Law Conference	6193.2 · Conference - Registration Fee	215.00
				Parking-PK to attend CalPERS Hearing	6073 · BHFS Legal - Personnel Matters	1.25
				Parking for PK to attend CalPERS Hearing	6073 · BHFS Legal - Personnel Matters	13.00
				PK meeting w/Bob Bowcock	6312 · Meeting Expenses	31.42
				Lunch for 4/14 pre Ag Pool meeting preparation	8412 · Meeting Expenses	58.69
				PK mtg	6909.1 · OBMP Meetings	36.29
				Purchase book for PK	6031.7 · Other Office Supplies	10.48
				PK mtg w/D. Poulsen	8312 · Meeting Expenses	22.79
				PK mtg w/Feenstra, Ag Pool counsel-Ag Pool	8412 · Meeting Expenses	142.69
				Registration-PK-ACWA Spring Conference	6193.2 · Conference - Registration Fee	695.00
				Lunch for staff for Administrative Professionals Day	6141.3 · Admin Meetings	135.43
				Purchase replacement chair for Executive office	6031.7 · Other Office Supplies	304.92
				Purchase copy paper	6031.1 · Copy Paper	109.90
TOTAL						3,362.87
Bill Pmt -Check	05/26/2016	19417	CALPERS	1394905143	1012 · Bank of America Gen'l Ckg	
Bill	05/17/2016	1394905143		1394905143	60182.1 · Medical Insurance	6,880.46
TOTAL						6,880.46
Bill Pmt -Check	05/26/2016	19418	CUCAMONGA VALLEY WATER DISTRICT	Lease due June 1, 2016	1012 · Bank of America Gen'l Ckg	
Bill	05/16/2016			Lease due June 1, 2016	1422 · Prepaid Rent	6,371.16
TOTAL						6,371.16
Bill Pmt -Check	05/26/2016	19419	CURATALO, JAMES	Board Member Compensation	1012 · Bank of America Gen'l Ckg	
Bill	04/11/2016	4/11 Admin Mtg		4/11/16 Administrative Meeting	6311 · Board Member Compensation	125.00

P106

CHINO BASIN WATERMASTER
Cash Disbursements For The Month of
May 2016

For Informational Purposes Only

Type	Date	Num	Name	Memo	Account	Paid Amount
TOTAL						125.00
Bill Pmt -Check	05/26/2016	19420	ELIE, STEVEN	Board Member Compensation	1012 · Bank of America Gen'l Ckg	
Bill	04/08/2016	4/08 Admin Mtg		4/08/16 Administrative Meeting w/PK	6311 · Board Member Compensation	125.00
Bill	04/25/2016	4/25 Admin Mtgs		4/25/16 Calls	6311 · Board Member Compensation	125.00
TOTAL						250.00
Bill Pmt -Check	05/26/2016	19421	FRED PRYOR SEMINARS	19291021	1012 · Bank of America Gen'l Ckg	
Bill	04/30/2016	19291021		Nakano-April 29, 2016 Project Mgmt Workshop	6192 · Seminars - General	199.00
TOTAL						199.00
Bill Pmt -Check	05/26/2016	19422	FRONTIER COMMUNICATIONS	909-484-3890-050914-5	1012 · Bank of America Gen'l Ckg	
Bill	05/18/2016	90948438900509145		909-484-3890-050914-5	6022 · Telephone	136.69
TOTAL						136.69
Bill Pmt -Check	05/26/2016	19423	IPSWITCH, INC.	IN574497	1012 · Bank of America Gen'l Ckg	
Bill	05/10/2016	IN574497		1 year support for FTP Server	6055 · Computer Hardware	270.00
TOTAL						270.00
P107						
Bill Pmt -Check	05/26/2016	19424	KUHN, BOB	Board Member Compensation	1012 · Bank of America Gen'l Ckg	
Bill	04/05/2016	4/05 Admin Mtg		4/05/16 Administrative Meeting	6311 · Board Member Compensation	125.00
Bill	04/08/2016	4/08 Phone Mtg		4/08/16 call w/ Brad, Peter re CalPERS Hearing	6311 · Board Member Compensation	125.00
Bill	04/11/2016	4/11 PERS Hearing		4/11/16 CalPERS Hearing	6311 · Board Member Compensation	125.00
Bill	04/14/2016	4/14 Appro Pool Mtg		4/14/16 Appropriate Pool Meeting	6311 · Board Member Compensation	125.00
TOTAL						500.00
Bill Pmt -Check	05/26/2016	19425	LEGAL SHIELD	0111802	1012 · Bank of America Gen'l Ckg	
Bill	05/17/2016	0111802		Employee deductions - May 2016	60194 · Other Employee Insurance	79.70
TOTAL						79.70
Bill Pmt -Check	05/26/2016	19426	MINDSHIFT	0217930	1012 · Bank of America Gen'l Ckg	
Bill	05/13/2016	0217930		Replacement PC - Truong	6055 · Computer Hardware	1,429.92
TOTAL						1,429.92
Bill Pmt -Check	05/26/2016	19427	STAPLES BUSINESS ADVANTAGE	8039217293	1012 · Bank of America Gen'l Ckg	
Bill	05/07/2016	8039217293		Miscellaneous office supplies	6031.7 · Other Office Supplies	29.91
TOTAL						29.91
Bill Pmt -Check	05/26/2016	19428	STAULA, MARY L	Retiree Medical	1012 · Bank of America Gen'l Ckg	
Bill	05/31/2016				60182.4 · Retiree Medical	23.62

CHINO BASIN WATERMASTER
 Cash Disbursements For The Month of
 May 2016

For Informational Purposes Only

Type	Date	Num	Name	Memo	Account	Paid Amount
TOTAL						23.62
Bill Pmt -Check	05/26/2016	19429	VANDEN HEUVEL, GEOFFREY	Board Member Compensation	1012 · Bank of America Gen'l Ckg	
Bill	04/07/2016	4/07 Admin Mtg		4/07/16 Administrative Mtg w/PK	6311 · Board Member Compensation	125.00
Bill	04/14/2016	4/14 Ag Pool Mtg		4/14/16 Ag Pool Meeting	6311 · Board Member Compensation	125.00
TOTAL						250.00
					Total Disbursements:	740,717.68

P108