

# CHINO BASIN WATERMASTER



## NOTICE OF MEETING

**Thursday, October 27, 2016**

11:00 a.m. – Watermaster Board Meeting

LUNCH WILL BE SERVED

AT CHINO BASIN WATERMASTER OFFICES  
9641 San Bernardino Road  
Rancho Cucamonga, CA 91730  
(909) 484-3888

# **CHINO BASIN WATERMASTER**

**Thursday, October 27, 2016**

11:00 a.m. – Watermaster Board Meeting

***AGENDA***

**CHINO BASIN WATERMASTER  
WATERMASTER BOARD MEETING**

11:00 a.m. – October 27, 2016

**WITH**

*Mr. Steve Elie – Chair*

*Mr. James Curatalo – Vice-Chair*

**At The Offices Of**

**Chino Basin Watermaster**

9641 San Bernardino Road

Rancho Cucamonga, CA 91730

**AGENDA**

**CALL TO ORDER**

**PLEDGE OF ALLEGIANCE**

**PUBLIC COMMENTS**

**AGENDA - ADDITIONS/REORDER**

**I. CONSENT CALENDAR**

**Note: All matters listed under the Consent Calendar are considered to be routine and non-controversial and will be acted upon by one motion in the form listed below. There will be no separate discussion on these items prior to voting unless any members, staff, or the public requests specific items be discussed and/or removed from the Consent Calendar for separate action.**

**A. MINUTES**

1. Approve Minutes of the Watermaster Board Meeting held September 22, 2016 *(Page 1)*

**B. FINANCIAL REPORTS**

1. Cash Disbursements for the month of August 2016 *(Page 5)*
2. Watermaster VISA Check Detail for the month of August 2016 *(Page 19)*
3. Combining Schedule for the Period July 1, 2016 through August 31, 2016 *(Page 23)*
4. Treasurer's Report of Financial Affairs for the Period August 1, 2016 through August 31, 2016 *(Page 27)*
5. Budget vs. Actual Report for the Period July 1, 2016 through August 31, 2016 *(Page 31)*

**C. EXHIBIT "G" PHYSICAL SOLUTION TRANSFER RATE SUBSTITUTION *(Page 47)***

Approve the proposed Fiscal Year 2016-17 substitute Physical Solution Transfer rate, and approve Watermaster legal counsel's filing of motion for Court approval of the same.

**II. BUSINESS ITEMS**

**A. 2015 GROUND-LEVEL MONITORING COMMITTEE ANNUAL REPORT *(Page 49)***

Adopt the 2015 Annual Report of the Ground-Level Monitoring Committee, along with filing a copy with the Court.

**III. REPORTS/UPDATES**

**A. LEGAL COUNSEL REPORT**

1. September 23, 2016 Hearing and Subsequent Ruling

**B. ENGINEER REPORT**

1. RMPU Projects Support
2. Recomputation of Ambient Water Quality
3. Water Rights Compliance
4. Model Update and Required Demonstrations
5. 2016-17 Meeting/Reporting Schedules for Prado Basin Habitat Sustainability Program and Ground-Level Monitoring Committees

**C. CFO REPORT**

1. Use of SB 222 Fund

**D. GM REPORT**

1. FY 2016/17 Assessment Package
2. Storage Management
3. FY 2015/16 Replenishment Water Order
4. FY 2016/17 First Interim Organization Performance Report
5. SGMA Update
6. Holiday Meeting Schedule
7. Other

**IV. INFORMATION**

1. Cash Disbursements for September 2016 (*Page 55*)
2. RMPU Status Report (*Page 67*)
3. Ground-Level Monitoring Status Report (*Page 71*)
4. South Archibald and Chino Airport Plumes Status Report (*Page 77*)

**V. BOARD MEMBER COMMENTS****VI. OTHER BUSINESS****VII. CONFIDENTIAL SESSION - POSSIBLE ACTION**

Pursuant to Article 2.6 of the Watermaster Rules & Regulations, a Confidential Session may be held during the Watermaster committee meeting for the purpose of discussion and possible action.

1. September 19, 2016 Tentative Rulings

**VIII. FUTURE MEETINGS AT WATERMASTER**

10/27/16	Thu	9:00 a.m.	Ground-Level Monitoring Committee Meeting
10/27/16	Thu	11:00 a.m.	Watermaster Board Meeting
11/02/16	Wed	10:00 a.m.	FY 16/17 Assessment Package Workshop
11/02/16	Wed	2:30 p.m.	Prado Basin Habitat Sustainability Program Committee Meeting (at IEUA)
11/10/16	Thu	9:00 a.m.	Appropriative Pool Meeting
11/10/16	Thu	11:00 a.m.	Non-Agricultural Pool Meeting
11/10/16	Thu	1:30 p.m.	Agricultural Pool Meeting
11/17/16	Thu	8:00 a.m.	Appropriative Pool Strategic Planning (Confidential Session Only)
11/17/16	Thu	9:00 a.m.	Advisory Committee Meeting
11/17/16	Thu	9:30 a.m.	Recharge Investigations and Projects Committee (RIPCom)
11/17/16	Thu	11:00 a.m.	Watermaster Board*

\*Accelerated by a week due to the Thanksgiving Holiday.

**ADJOURNMENT**



# **CHINO BASIN WATERMASTER**

## **I. CONSENT CALENDAR**

### **A. MINUTES**

1. Watermaster Board Meeting held on September 22, 2016

***DRAFT MINUTES***  
**CHINO BASIN WATERMASTER**  
**WATERMASTER BOARD MEETING**  
September 22, 2016

The Watermaster Board meeting was held at the offices of the Chino Basin Watermaster located at 9641 San Bernardino Road, Rancho Cucamonga, CA on September 22, 2016.

**WATERMASTER BOARD MEMBERS PRESENT**

Steve Elie, Chair  
James Curatalo, Vice-Chair  
Bob Kuhn, Secretary/Treasurer  
Bob Bowcock  
Geoffrey Vanden Heuvel  
Paul Hofer  
Jim Bowman  
Tom Thomas  
Don Galleano

Inland Empire Utilities Agency  
Cucamonga Valley Water District  
Three Valleys Municipal Water District  
Calmat Company (Vulcan Materials Co.)  
Agricultural Pool – Dairy  
Agricultural Pool – Crops  
City of Ontario  
City of Upland  
Western Municipal Water District

**WATERMASTER STAFF PRESENT**

Peter Kavounas  
Joseph Joswiak  
Anna Truong

General Manager  
Chief Financial Officer  
Executive Services Director/Board Clerk

**WATERMASTER CONSULTANTS PRESENT**

Scott Slater  
Brad Herrema  
Mark Wildermuth  
Andy Malone

Brownstein Hyatt Farber Schreck, LLP  
Brownstein Hyatt Farber Schreck, LLP  
Wildermuth Environmental, Inc.  
Wildermuth Environmental, Inc.

**OTHERS PRESENT**

Rosemary Hoerning  
Darron Poulsen  
Bob Feenstra  
Brian Geye  
Jeff Pierson  
Todd Corbin  
Mark Kinsey  
Justin Scott-Coe  
David De Jesus  
Toby Moore  
Scott Burton  
Curtis Paxton  
Pete Hall  
John Rossi  
Van Jew  
Eunice Ulloa  
Teri Layton  
Dave Crosley  
Richard Rees  
Ken Jeske  
Chris Berch  
Katie Gienger  
Chad Blais  
Art Kidman

City of Upland  
City of Pomona  
Agricultural Pool – Dairy  
Auto Club Speedway  
Agricultural Pool – Crops  
Jurupa Community Services District  
Monte Vista Water District  
Monte Vista Water District  
Three Valleys Municipal Water District  
Golden State Water Company  
City of Ontario  
Chino Basin Desalter Authority  
State of California – CIM  
Western Municipal Water District  
Monte Vista Irrigation Company  
Chino Basin Water Conservation District  
San Antonio Water Company  
City of Chino  
AMEC  
California Steel Industries (CSI)  
Inland Empire Utilities Agency  
City of Ontario  
City of Norco  
Kidman Law, LLP

**CALL TO ORDER**

Chair Elie called the Watermaster Board meeting to order at 11:00 a.m.

**PLEDGE OF ALLEGIANCE**

**PUBLIC COMMENTS**

**None**

**AGENDA - ADDITIONS/REORDER**

(0:00:34) Mr. Kavounas recommended adding a second confidential session item to discuss the tentative order on the 2015 Safe Yield Reset Agreement. The Board concurred.

**I. CONSENT CALENDAR**

**A. MINUTES**

- 1. Approve Minutes of the Watermaster Board Meeting held August 25, 2016

**B. FINANCIAL REPORTS**

- 1. Cash Disbursements for the month of July 2016
- 2. Watermaster VISA Check Detail for the month of July 2016
- 3. Combining Schedule for the Period July 1, 2016 through July 31, 2016
- 4. Treasurer's Report of Financial Affairs for the Period July 1, 2016 through July 31, 2016
- 5. Budget vs. Actual Report for the Period July 1, 2016 through July 31, 2016

**C. WATER TRANSACTION**

Notice of Sale or Transfer – The purchase of 500.000 acre-feet of water from West Valley Water District by Cucamonga Valley Water District. This purchase is made from West Valley Water District's Excess Carryover Account, effective for the Fiscal Year 2015-2016. Date of application: April 25, 2016.

(0:00:52)

*Motion by Mr. Tom Thomas, seconded by Mr. Jim Bowman, and carried unanimously*

***Moved to approve Consent Calendar as presented***

**II. BUSINESS ITEMS**

**NONE**

**III. REPORTS/UPDATES**

**A. LEGAL COUNSEL REPORT**

- 1. Notice of Judge and File Location
- 2. September 2, 2016 Court Filing
- 3. September 23, 2016 Hearing

(0:01:10) Mr. Slater gave a report. A discussion ensued.

**B. ENGINEER REPORT**

- 1. Ambient Water Quality Re-Computation
- 2. Ground-Level Monitoring Committee Schedule
- 3. Prado Basin Habitat Sustainability Program Schedule

(0:02:36) Mr. Malone gave a report.

**C. CFO REPORT**

None

**D. GM REPORT**

1. Cost-Sharing Agreement Between Chino Basin Watermaster And City Of Chino Hills Regarding The Chino Hills ASR Pilot Project
2. 2015 Ground-Level Monitoring Committee Annual Report
3. Supplemental Water Recharge Procedure
4. September 13, 2016 CBWM Committees and Board Roles and Responsibilities Workshop
5. Other

(0:05:08) Mr. Kavounas gave a report. A discussion ensued.

(0:12:05) Vice-Chair Curatalo thanked staff and consultants for their efforts in collaborating on the September 13, 2016 workshop. He indicated that it was informative and with seats sometimes rotating on the Board, is helpful in providing that information to newcomers, or as refresher to Board members on a continual basis.

**IV. INFORMATION**

1. Cash Disbursements for August 2016

**V. BOARD MEMBER COMMENTS**

None

**VI. OTHER BUSINESS**

None

**VII. CONFIDENTIAL SESSION - POSSIBLE ACTION**

Chair Elie called for a confidential session at 11:13 a.m. to discuss the Alvarez CalPERS Appeal and the tentative order on the 2015 Safe Yield Reset Agreement. Confidential session concluded at 12:05 p.m. with no reportable action.

**ADJOURNMENT**

Chair Elie adjourned the Watermaster Board meeting at 12:05 p.m.

Secretary: \_\_\_\_\_

Approved: \_\_\_\_\_

THIS PAGE  
HAS  
INTENTIONALLY  
BEEN LEFT  
BLANK  
FOR PAGINATION

# **CHINO BASIN WATERMASTER**

## **I. CONSENT CALENDAR**

### **B. FINANCIAL REPORTS**

1. Cash Disbursements for the month of August 2016
2. Watermaster VISA Check Detail for the month of August 2016
3. Combining Schedule for the Period July 1, 2016 through August 31, 2016
4. Treasurer's Report of Financial Affairs for the Period August 1, 2016 through August 31, 2016
5. Budget vs. Actual Report for the Period July 1, 2016 through August 31, 2016



# CHINO BASIN WATERMASTER

9641 San Bernardino Road, Rancho Cucamonga, Ca 91730  
Tel: 909.484.3888 Fax: 909.484.3890 www.cbwm.org

---

PETER KAVOUNAS, P.E.  
General Manager

## STAFF REPORT

DATE: October 27, 2016  
TO: Board Members  
SUBJECT: Cash Disbursement Report - Financial Report B1 (August 31, 2016)

### SUMMARY

Issue: Record of Cash Disbursements for the month of August 31, 2016.

Recommendation: Receive and file Cash Disbursements for August 31, 2016 as presented.

Financial Impact: Funds disbursed were included in the FY 2016/17 "Amended" Watermaster Budget.

### Future Consideration

Watermaster Board: October 27, 2016; Receive and File (Normal Course of Business)

---

### ACTIONS:

October 13, 2016 – Appropriative Pool – Unanimously approved  
October 13, 2016 – Non-Agricultural Pool – Moved unanimously to receive and file, without approval  
October 13, 2016 – Agricultural Pool – Unanimously approved  
October 20, 2016 – Advisory Committee – Unanimously approved  
October 27, 2016 – Watermaster Board –

## BACKGROUND

A monthly cash disbursement report is provided to keep all members apprised of Watermaster expenditures.

## DISCUSSION

Total cash disbursements during the month of August 2016 were \$435,302.55.

The most significant expenditures during the month were to Brownstein Hyatt Farber Schreck in the amounts of \$54,981.83, \$66,452.24 and \$83,467.05 (check number 19580 dated August 1, 2016, check number 19582 dated August 8, 2016, and check number 19623 dated August 16, 2016).

## ATTACHMENTS

1. Financial Report - B1



CHINO BASIN WATERMASTER  
Cash Disbursements For The Month of  
August 2016

Type	Date	Num	Name	Memo	Account	Paid Amount
Bill Pmt -Check	08/01/2016	19580	BROWNSTEIN HYATT FARBER SCHRECK		1012 · Bank of America Gen'l Ckg	
Bill	06/30/2016	645640		645640	6907.44 · SGMA Compliance	1,369.35
Bill	06/30/2016	645641		645641	6907.42 · Safe Yield Recalculation	12,380.85
Bill	06/30/2016	645642		645642	6907.41 · Prado Basin Habitat Sustain	2,428.65
Bill	06/30/2016	645643		645643	6907.39 · Recharge Master Plan	688.50
Bill	06/30/2016	645644		645644	6071 · BHFS Legal - Court Coordination	306.00
Bill	06/30/2016	645645		645645	8575 · BHFS Legal - Non-Ag Pool	1,338.75
Bill	06/30/2016	645646		645646	8475 · BHFS Legal - Agricultural Pool	1,338.75
Bill	06/30/2016	645647		645647	8375 · BHFS Legal - Appropriative Pool	1,338.75
Bill	06/30/2016	645648		645648	6375 · BHFS Legal - Board Meeting	4,722.30
Bill	06/30/2016	645649		645649	6275 · BHFS Legal - Advisory Committee	956.25
Bill	06/30/2016	645650		645650	6907.34 · Santa Ana River Water Rights	459.00
Bill	06/30/2016	645651		GM Evaluation	6073 · BHFS Legal - Personnel Matters	6,733.80
				CalPERS-Alvarez	6073 · BHFS Legal - Personnel Matters	10,159.65
Bill	06/30/2016	645652		645652	6078 · BHFS Legal - Miscellaneous	9,636.30
				Expenses	6078 · BHFS Legal - Miscellaneous	89.62
				Expenses	8375 · BHFS Legal - Appropriative Pool	11.77
				Expenses	8475 · BHFS Legal - Agricultural Pool	11.77
				Expenses	8575 · BHFS Legal - Non-Ag Pool	11.77
				Expenses	6375 · BHFS Legal - Board Meeting	1,000.00
						54,981.83
TOTAL						
Bill Pmt -Check	08/04/2016	ACH 080416	PUBLIC EMPLOYEES' RETIREMENT SYSTEM	Payor #3493	1012 · Bank of America Gen'l Ckg	
General Journal	07/30/2016	07/30/2016	PUBLIC EMPLOYEES' RETIREMENT SYSTEM	CalPERS Retirement for 07/17/16-07/30/16	2000 · Accounts Payable	5,871.69
TOTAL						
						5,871.69
Bill Pmt -Check	08/08/2016	19582	BROWNSTEIN HYATT FARBER SCHRECK		1012 · Bank of America Gen'l Ckg	
Bill	05/31/2016	642536		642536	6907.44 · SGMA Compliance	4,536.00
Bill	05/31/2016	642537		642537	6907.42 · Safe Yield Recalculation	6,361.20
				Expenses	6907.42 · Safe Yield Recalculation	26.37
Bill	05/31/2016	642538		642538	6907.41 · Prado Basin Habitat Sustain	1,157.40
Bill	05/31/2016	642539		642539	6907.39 · Recharge Master Plan	5,050.35
Bill	05/31/2016	642540		642540	6071 · BHFS Legal - Court Coordination	7,953.75
Bill	05/31/2016	642541		642541	8575 · BHFS Legal - Non-Ag Pool	1,491.75
Bill	05/31/2016	642542		642542	8475 · BHFS Legal - Agricultural Pool	1,491.75
Bill	05/31/2016	642543		642543	8375 · BHFS Legal - Appropriative Pool	1,491.75
Bill	05/31/2016	642544		642544	6375 · BHFS Legal - Board Meeting	1,577.70
Bill	05/31/2016	642545		642545	6275 · BHFS Legal - Advisory Committee	915.06
Bill	05/31/2016	642546		642546	6907.34 · Santa Ana River Water Rights	259.65
Bill	05/31/2016	642547		Personnel	6073 · BHFS Legal - Personnel Matters	7,187.78

P7

**CHINO BASIN WATERMASTER**  
**Cash Disbursements For The Month of**  
**August 2016**

Type	Date	Num	Name	Memo	Account	Paid Amount
				CalPERS-Alvarez	6073 · BHFS Legal - Personnel Matters	7,700.21
				GM Evaluation	6073 · BHFS Legal - Personnel Matters	5,336.18
				Personnel	6073 · BHFS Legal - Personnel Matters	2,426.19
				Personnel	6073 · BHFS Legal - Personnel Matters	1,207.28
				Expenses	6073 · BHFS Legal - Personnel Matters	2,445.36
Bill	05/31/2016	642548		642548	6078 · BHFS Legal - Miscellaneous	7,801.20
				Expenses	8375 · BHFS Legal - Appropriative Pool	11.77
				Expenses	8475 · BHFS Legal - Agricultural Pool	11.77
				Expenses	8575 · BHFS Legal - Non-Ag Pool	11.77
						<u>66,452.24</u>
TOTAL						
Bill Pmt -Check	08/08/2016	19583	KUHN, BOB	Board Member Compensation	1012 · Bank of America Gen'l Ckg	
Bill	06/09/2016	6/09 Appro Pool Mtg		6/09/16 Appropriative Pool Meeting	6311 · Board Member Compensation	125.00
Bill	06/10/2016	6/10 Personnel Comm		6/10/16 Personnel Committee Meeting	6311 · Board Member Compensation	125.00
Bill	06/16/2016	6/16 Advisory Comm		6/16/16 Advisory Committee Meeting	6311 · Board Member Compensation	125.00
Bill	06/21/2016	6/21 Admin Mtg		6/21/16 Administrative meeting w/PK	6311 · Board Member Compensation	125.00
Bill	06/23/2016	6/23 Board Mtg		6/23/16 Board Meeting	6311 · Board Member Compensation	125.00
						<u>625.00</u>
TOTAL						
Bill Pmt -Check	08/08/2016	19584	LEVEL 3 COMMUNICATIONS	44695005	1012 · Bank of America Gen'l Ckg	
Bill	06/29/2016	44695005		6/17/16-7/16/16	6053 · Internet Expense	1,087.54
						<u>1,087.54</u>
TOTAL						
Bill Pmt -Check	08/08/2016	19585	PUBLIC EMPLOYEES' RETIREMENT SYSTEM	Payor #3493	1012 · Bank of America Gen'l Ckg	
Bill	07/01/2016	100000014788791		Annual Unfunded Accrued Liability	60180 · Employers PERS Expense	3,590.95
Bill	07/01/2016	100000014788798		Annual Unfunded Accrued Liability	60180 · Employers PERS Expense	91.00
						<u>3,681.95</u>
TOTAL						
Bill Pmt -Check	08/08/2016	19586	THOMAS, THOMAS R.	Board Member Compensation	1012 · Bank of America Gen'l Ckg	
Bill	06/08/2016	6/08 Admin Mtg		6/08/16 Administrative Meeting w/PK	6311 · Board Member Compensation	125.00
Bill	06/23/2016	6/23 Board Mtg		6/23/16 Board Meeting	6311 · Board Member Compensation	125.00
						<u>250.00</u>
TOTAL						
Bill Pmt -Check	08/08/2016	19587	STATE COMPENSATION INSURANCE FUND	1970970-16	1012 · Bank of America Gen'l Ckg	
Bill	07/01/2016	197970-16		1970970-16	60183 · Worker's Comp Insurance	910.00
						<u>910.00</u>
TOTAL						
Bill Pmt -Check	08/08/2016	19588	WESTERN MUNICIPAL WATER DISTRICT	Board Member Compensation	1012 · Bank of America Gen'l Ckg	
Bill	06/23/2016	6/23 Board Mtg		6/23/16 Board Meeting - Galleano attendance	6311 · Board Member Compensation	125.00
						<u>125.00</u>
TOTAL						

**CHINO BASIN WATERMASTER**  
**Cash Disbursements For The Month of**  
**August 2016**

Type	Date	Num	Name	Memo	Account	Paid Amount
Bill Pmt -Check	08/08/2016	19589	APPLIED COMPUTER TECHNOLOGIES	2690	1012 · Bank of America Gen'l Ckg	
Bill	07/28/2016	2690		Database Consulting Services - July 2016	6052.2 · Applied Computer Technol	3,314.80
TOTAL						3,314.80
Bill Pmt -Check	08/08/2016	19590	BOWMAN, JIM	Board Member Compensation	1012 · Bank of America Gen'l Ckg	
Bill	07/28/2016	7/28 Board Mtg		7/28/16 Board Meeting	6311 · Board Member Compensation	125.00
TOTAL						125.00
Bill Pmt -Check	08/08/2016	19591	CHEF DAVE'S CAFE & CATERING	6222	1012 · Bank of America Gen'l Ckg	
Bill	07/28/2016	6222		Lunch for 7/28/16 Watermaster Board meeting	6312 · Meeting Expenses	456.20
TOTAL						456.20
Bill Pmt -Check	08/08/2016	19592	CURATALO, JAMES	Board Member Compensation	1012 · Bank of America Gen'l Ckg	
Bill	07/14/2016	7/14 Appro Pool Mtg		7/14/16 Appropriative Pool Meeting	6311 · Board Member Compensation	125.00
Bill	07/26/2016	7/26 Agenda Review		7/26/16 Agenda Review Meeting	6311 · Board Member Compensation	125.00
Bill	07/28/2016	7/28 Board Mtg		7/28/16 Board Meeting	6311 · Board Member Compensation	125.00
TOTAL						375.00
Bill Pmt -Check	08/08/2016	19593	DE BOOM, NATHAN	Ag Pool Member Compensation	1012 · Bank of America Gen'l Ckg	
Bill	07/14/2016	7/14 Ag Pool Mtg		Ag Pool Member Compensation	8411 · Compensation	25.00
				7/14/16 Ag Pool Meeting	8470 · Ag Meeting Attend -Special	100.00
TOTAL						125.00
Bill Pmt -Check	08/08/2016	19594	DE HAAN, HENRY	Ag Pool Member Compensation	1012 · Bank of America Gen'l Ckg	
Bill	07/14/2016	7/14 Ag Pool Mtg		Ag Pool Member Compensation	8411 · Compensation	25.00
				7/14/16 Ag Pool Meeting	8470 · Ag Meeting Attend -Special	100.00
TOTAL						125.00
Bill Pmt -Check	08/08/2016	19595	FEENSTRA, BOB	Ag Pool Member Compensation	1012 · Bank of America Gen'l Ckg	
Bill	07/14/2016	7/14 Ag Pool Mtg		7/14/16 Ag Pool Meeting	8470 · Ag Meeting Attend -Special	125.00
Bill	07/27/2016	7/27 Ag Well Data Mt		7/27/16 Ag Well Data Meeting (conference call)	8470 · Ag Meeting Attend -Special	125.00
Bill	07/28/2016	7/28 Board Mtg		7/28/16 Board Meeting	8470 · Ag Meeting Attend -Special	125.00
TOTAL						375.00
Bill Pmt -Check	08/08/2016	19596	HOGAN LOVELLS		1012 · Bank of America Gen'l Ckg	
Bill	06/30/2016	3001050		Non-Ag Pool Legal Services - June 2016	8567 · Non-Ag Legal Service	2,499.00
Bill	06/30/2016	2996507		Non-Ag Pool Legal Services - May 2016	8567 · Non-Ag Legal Service	4,379.50
TOTAL						6,878.50

CHINO BASIN WATERMASTER  
Cash Disbursements For The Month of  
August 2016

Type	Date	Num	Name	Memo	Account	Paid Amount
Bill Pmt -Check	08/08/2016	19597	HUITSING, JOHN	Ag Pool Member Compensation	1012 · Bank of America Gen'l Ckg	
Bill	07/14/2016	7/14 Ag Pool Mtg		Ag Pool Member Compensation	8411 · Compensation	25.00
				7/14/16 Ag Pool Meeting	8470 · Ag Meeting Attend -Special	100.00
TOTAL						125.00
Bill Pmt -Check	08/08/2016	19598	INLAND EMPIRE UTILITIES AGENCY	1800002860	1012 · Bank of America Gen'l Ckg	
Bill	06/30/2016	1800002860		CB-20 Noice Mltigation Project invoice #2	7690.5 · CB20 Turnout Noise Abatement	7,346.40
TOTAL						7,346.40
Bill Pmt -Check	08/08/2016	19599	MINDSHIFT	0223824	1012 · Bank of America Gen'l Ckg	
Bill	07/29/2016	0223824		Professional Services-UPS System	6055 · Computer Hardware	640.00
TOTAL						640.00
Bill Pmt -Check	08/08/2016	19600	PIERSON, JEFFREY	Ag Pool Member Compensation	1012 · Bank of America Gen'l Ckg	
Bill	07/14/2016	7/14 Ag Pool Mtg		7/14/16 Ag Pool Meeting	8470 · Ag Meeting Attend -Special	125.00
Bill	07/21/2016	7/21 Advisory Comm		7/21/16 Advisory Committee Meeting	8470 · Ag Meeting Attend -Special	125.00
Bill	07/21/2016	7/21 RIPCom Mtg		7/21/16 RIPCom Meeting	8470 · Ag Meeting Attend -Special	125.00
Bill	07/28/2016	7/28 Board Mtg		7/28/16 Board Meeting	8470 · Ag Meeting Attend -Special	125.00
TOTAL						500.00
Bill Pmt -Check	08/08/2016	19601	PREMIERE GLOBAL SERVICES	21659987	1012 · Bank of America Gen'l Ckg	
Bill	07/31/2016	21659987		Appropriative Pool agenda call on 7/06	8312 · Meeting Expenses	6.26
				SGMA Compliance call on 7/11	6906.23 · SGMA Reporting Requirements	6.13
				SGMA Compliance call on 7/11	6906.23 · SGMA Reporting Requirements	42.68
				SGMA Compliance call on 7/11	6906.23 · SGMA Reporting Requirements	15.30
				WM coordination call on 7/11	6909.1 · OBMP Meetings	40.21
				Pool mtgs check call on 7/13	8312 · Meeting Expenses	10.33
				Pool mtgs check call on 7/13	8412 · Meeting Expenses	10.33
				Pool mtgs check call on 7/13	8512 · Meeting Expense	10.33
				CBWM/IEUA projects cost share call on 7/13	6909.1 · OBMP Meetings	6.13
				Non-Ag Pool mtg call on 7/14	8512 · Meeting Expense	33.45
				SGMA Compliance call on 7/21	6906.23 · SGMA Reporting Requirements	21.44
				ASR project call on 7/21	6909.1 · OBMP Meetings	12.63
				WM coordination call on 7/25	6909.1 · OBMP Meetings	6.13
				Board agenda preview call	6312 · Meeting Expenses	6.38
				Board agenda preview call	6312 · Meeting Expenses	8.67
				Fee - General	6022 · Telephone	49.00
				Fee - Confidential	6022 · Telephone	49.00
				Fee - Service	6022 · Telephone	8.30
TOTAL						342.70

**CHINO BASIN WATERMASTER**  
**Cash Disbursements For The Month of**  
**August 2016**

Type	Date	Num	Name	Memo	Account	Paid Amount
Bill Pmt -Check	08/08/2016	19602	PUBLIC EMPLOYEES' RETIREMENT SYSTEM	Payor #3493	1012 · Bank of America Gen'l Ckg	
Bill	08/01/2016	100000014807434		Annual Unfunded Accrued Liability	60180 · Employers PERS Expense	3,590.95
TOTAL						3,590.95
Bill Pmt -Check	08/08/2016	19603	RAUCH COMMUNICATION CONSULTANTS, LLC	Jul-1607	1012 · Bank of America Gen'l Ckg	
Bill	06/30/2016	Jul-1607		Annual Report Progress Work thru June 30, 2016	6061.3 · Rauch	565.00
TOTAL						565.00
Bill Pmt -Check	08/08/2016	19604	RR FRANCHISING, INC.	25852	1012 · Bank of America Gen'l Ckg	
Bill	08/01/2016	25852		Monthly service charge for August 2016	6024 · Building Repair & Maintenance	740.00
TOTAL						740.00
Bill Pmt -Check	08/08/2016	19605	THOMAS, THOMAS R.	Board Member Compensation	1012 · Bank of America Gen'l Ckg	
Bill	07/28/2016	7/28 Board Mtg		7/28/16 Board Meeting	6311 · Board Member Compensation	125.00
TOTAL						125.00
Bill Pmt -Check	08/08/2016	19606	VANDEN HEUVEL, ROB	Ag Pool Member Compensation	1012 · Bank of America Gen'l Ckg	
Bill	07/14/2016	7/14 Ag Pool Mtg		Ag Pool Member Compensation	8411 · Compensation	25.00
				7/14/16 Ag Pool Meeting	8470 · Ag Meeting Attend -Special	100.00
Bill	07/21/2016	7/21 Advisory Comm		7/21/16 Advisory Committee Meeting	8470 · Ag Meeting Attend -Special	125.00
TOTAL						250.00
Bill Pmt -Check	08/08/2016	19607	YUKON DISPOSAL SERVICE	08-K2 213849	1012 · Bank of America Gen'l Ckg	
Bill	08/01/2016	08-k2 213849		Disposal Service - August 2016	6024 · Building Repair & Maintenance	111.57
TOTAL						111.57
Bill Pmt -Check	08/08/2016	19608	INLAND EMPIRE UTILITIES AGENCY	1800002861	1012 · Bank of America Gen'l Ckg	
Bill	06/30/2016	1800002861		GWR SCADA System Upgrades invoice #3	7690.61 · GWR SCADA Upgrades (TO #4)	8,934.91
TOTAL						8,934.91
Bill Pmt -Check	08/08/2016	19609	INLAND EMPIRE UTILITIES AGENCY	1800002862	1012 · Bank of America Gen'l Ckg	
Bill	06/30/2016	1800002862		Upper Santa Ana River Habitat invoice #2	7690.7 · Upper SantaAnaRiver HCP (TO #7)	17,774.00
TOTAL						17,774.00
Bill Pmt -Check	08/08/2016	19610	RAUCH COMMUNICATION CONSULTANTS, LLC	Jun-1609	1012 · Bank of America Gen'l Ckg	
Bill	06/29/2016	Jun-1609		Annual Report Progress Work thru May 31, 2016	6061.3 · Rauch	9,202.50
TOTAL						9,202.50
Bill Pmt -Check	08/08/2016	19611	PUMP CHECK	6449	1012 · Bank of America Gen'l Ckg	

**CHINO BASIN WATERMASTER**  
**Cash Disbursements For The Month of**  
**August 2016**

Type	Date	Num	Name	Memo	Account	Paid Amount
Bill	06/13/2016	6449			7102.8 · In-line Meter-Calib & Test	1,800.00
TOTAL						1,800.00
Bill Pmt -Check	08/09/2016	19612	GOLDEN METERS SERVICE	783	1012 · Bank of America Gen'l Ckg	
Bill	06/30/2016	783		783	7102.8 · In-line Meter-Calib & Test	9,800.00
TOTAL						9,800.00
Bill Pmt -Check	08/09/2016	19613	BOWMAN, JIM	Board Member Compensation	1012 · Bank of America Gen'l Ckg	
Bill	06/23/2016	6/23 Board Mtg		6/23/16 Board Meeting	6311 · Board Member Compensation	125.00
TOTAL						125.00
Bill Pmt -Check	08/10/2016	19614	ACWA JOINT POWERS INSURANCE AUTHORITY	0428035	1012 · Bank of America Gen'l Ckg	
Bill	08/08/2016	0428035		Prepayment - September 2016	1409 · Prepaid Life, BAD&D & LTD	131.96
				August 2016	60191 · Life & Disab.Ins Benefits	133.43
TOTAL						265.39
Bill Pmt -Check	08/10/2016	19615	CORELOGIC INFORMATION SOLUTIONS	81717929	1012 · Bank of America Gen'l Ckg	
Bill	07/31/2016	81717929		81717929	7103.7 · Grdwtr Qual-Computer Svc	62.50
				81717929	7101.4 · Prod Monitor-Computer	62.50
TOTAL						125.00
Bill Pmt -Check	08/10/2016	19616	ELIE, STEVEN	Board Member Compensation	1012 · Bank of America Gen'l Ckg	
Bill	07/26/2016	7/26 Mtg Prep Call		7/26/16 Board Meeting Prep call	6311 · Board Member Compensation	125.00
Bill	07/28/2016	7/28 Board Mtg		7/28/16 Board Meeting	6311 · Board Member Compensation	125.00
TOTAL						250.00
Bill Pmt -Check	08/10/2016	19617	MINDSHIFT	0224590	1012 · Bank of America Gen'l Ckg	
Bill	08/01/2016	0224590		IT Professional Services	6052.4 · mindSHIFT Technologies, Inc.	3,770.00
TOTAL						3,770.00
Bill Pmt -Check	08/10/2016	19618	PAYCHEX	201672800	1012 · Bank of America Gen'l Ckg	
Bill	07/30/2016	2016072800		July 2016	6012 · Payroll Services	297.61
TOTAL						297.61
Bill Pmt -Check	08/10/2016	19619	STAPLES BUSINESS ADVANTAGE	8040351927	1012 · Bank of America Gen'l Ckg	
Bill	07/30/2016	8040351927		Miscellaneous office supplies	6031.7 · Other Office Supplies	96.78
				Toner	6031.7 · Other Office Supplies	118.79
TOTAL						215.57
Bill Pmt -Check	08/10/2016	19620	UNION 76	7076-2245-3035-5049	1012 · Bank of America Gen'l Ckg	

**CHINO BASIN WATERMASTER**  
**Cash Disbursements For The Month of**  
**August 2016**

Type	Date	Num	Name	Memo	Account	Paid Amount
Bill	07/31/2016	7076224530355049		July 2016	6175 · Vehicle Fuel	131.23
TOTAL						131.23
Bill Pmt -Check	08/10/2016	19621	VANDEN HEUVEL, GEOFFREY	Board Member Compensation	1012 · Bank of America Gen'l Ckg	
Bill	07/14/2016	7/14 Ag Pool Mtg		7/14/16 Ag Pool Meeting	6311 · Board Member Compensation	125.00
Bill	07/28/2016	7/28 Board Mtg		7/28/16 Board Meeting	6311 · Board Member Compensation	125.00
TOTAL						250.00
Bill Pmt -Check	08/10/2016	19622	WESTERN MUNICIPAL WATER DISTRICT	Board Member Compensation	1012 · Bank of America Gen'l Ckg	
Bill	07/28/2016	7/28 Board Mtg		7/28/16 Board Meeting - Galleano attendance	6311 · Board Member Compensation	125.00
TOTAL						125.00
General Journal	08/13/2016	08/13/2016	Payroll and Taxes for 07/31/16-08/13/16	Payroll and Taxes for 07/31/16-08/13/16	1012 · Bank of America Gen'l Ckg	
				Direct Deposits for 07/31/16-08/13/16	1012 · Bank of America Gen'l Ckg	21,489.78
				Payroll Taxes for 07/31/16-08/13/16	1012 · Bank of America Gen'l Ckg	9,245.70
				Payroll Checks for 07/31/16-08/13/16	1012 · Bank of America Gen'l Ckg	4,436.74
			ICMA-RC	457(b) Employee Deductions for 07/31/16-08/13/16	1012 · Bank of America Gen'l Ckg	3,639.27
			ICMA-RC	401(a) Employee Deductions for 07/31/16-08/13/16	1012 · Bank of America Gen'l Ckg	1,048.26
TOTAL						39,859.75
Check	08/15/2016	08/15/2016	Service Charge	Service Charge	1012 · Bank of America Gen'l Ckg	
				Service Charge	6039.1 · Banking Service Charges	330.12
TOTAL						330.12
Bill Pmt -Check	08/16/2016	19623	BROWNSTEIN HYATT FARBER SCHRECK		1012 · Bank of America Gen'l Ckg	
Bill	07/31/2016	646925		646925	6907.44 · SGMA Compliance	9,063.00
Bill	07/31/2016	646926		646926	6907.42 · Safe Yield Recalculation	13,006.35
Bill	07/31/2016	646927		646927	6907.41 · Prado Basin Habitat Sustain	5,712.96
Bill	07/31/2016	646928		646928	6907.39 · Recharge Master Plan	4,083.75
Bill	07/31/2016	646929		646929	8575 · BHFS Legal - Non-Ag Pool	1,147.50
Bill	07/31/2016	646930		646930	8475 · BHFS Legal - Agricultural Pool	1,147.50
Bill	07/31/2016	646931		646931	8375 · BHFS Legal - Appropriative Pool	1,147.50
Bill	07/31/2016	646932		646932	6375 · BHFS Legal - Board Meeting	3,699.00
Bill	07/31/2016	646933		646933	6275 · BHFS Legal - Advisory Committee	762.06
Bill	07/31/2016	646934		646934	6907.36 · Santa Ana River Habitat	247.50
Bill	07/31/2016	646935		646935	6907.34 · Santa Ana River Water Rights	229.50
Bill	07/31/2016	646937		646937	6078 · BHFS Legal - Miscellaneous	7,122.60
				Expenses	6078 · BHFS Legal - Miscellaneous	108.18
				Expenses	8375 · BHFS Legal - Appropriative Pool	11.77
				Expenses	8475 · BHFS Legal - Agricultural Pool	11.77

**CHINO BASIN WATERMASTER**  
**Cash Disbursements For The Month of**  
**August 2016**

Type	Date	Num	Name	Memo	Account	Paid Amount
				Expenses	8575 · BHFS Legal - Non-Ag Pool	11.77
Bill	07/31/2016	646936		GM Evaluation	6073 · BHFS Legal - Personnel Matters	13,320.45
				Alvarez-CalPERS	6073 · BHFS Legal - Personnel Matters	21,657.60
				Board	6375 · BHFS Legal - Board Meeting	263.25
				GM Contract	6073 · BHFS Legal - Personnel Matters	580.50
				Alvarez-Expenses	6073 · BHFS Legal - Personnel Matters	132.54
<b>TOTAL</b>						<u>83,467.05</u>
Bill Pmt -Check	08/17/2016	ACH 081716	PUBLIC EMPLOYEES' RETIREMENT SYSTEM	Payor #3493	1012 · Bank of America Gen'l Ckg	
General Journal	08/13/2016	08/13/2016	PUBLIC EMPLOYEES' RETIREMENT SYSTEM	CalPERS Retirement for 07/31/16-08/13/16	2000 · Accounts Payable	5,871.69
<b>TOTAL</b>						<u>5,871.69</u>
Bill Pmt -Check	08/17/2016	ACH 081716	PUBLIC EMPLOYEES' RETIREMENT SYSTEM	Payor #3493	1012 · Bank of America Gen'l Ckg	
Bill	08/17/2016	100000014788791		Annual Unfunded Accrued Liability - Interest	60180 · Employers PERS Expense	4.69
<b>TOTAL</b>						<u>4.69</u>
Bill Pmt -Check	08/24/2016	19624	BANK OF AMERICA	XXXX-XXXX-XXXX-9341	1012 · Bank of America Gen'l Ckg	
Bill	08/17/2016	073116		Purchase safety supplies for office	6031.7 · Other Office Supplies	140.98
				Send docs to D. Maurizio	6042 · Postage - General	28.89
				Recycling of office waste	6031.7 · Other Office Supplies	245.00
				Send check to vendor	6042 · Postage - General	63.59
				Send audit materials to auditor	6042 · Postage - General	28.89
				Place ad in Brown & Caldwell for open position	6016 · New Employee Search Costs	100.00
				Miscellaneous office supplies	6031.7 · Other Office Supplies	398.72
				Send check to vendor	6042 · Postage - General	35.42
				Purchase camera for office-field pictures	6031.7 · Other Office Supplies	539.99
				Purchase hardware for computer	6055 · Computer Hardware	93.44
				Purchase field supplies	6151 · Small Tools & Equipment	99.34
				Purchase batteries for office	6031.7 · Other Office Supplies	18.99
				Purchase lunch for IEUA/CBWM meeting	6909.1 · OBMP Meetings	45.72
				Purchase lunch for Ag Pool prep meeting	8412 · Meeting Expenses	80.00
				Place ad on Linked In for open position	6016 · New Employee Search Costs	399.00
				Purchase dessert for staff meeting	6141.3 · Admin Meetings	14.03
				PK mtg w/C. Rodriguez	6909.1 · OBMP Meetings	46.99
				Purchase memory card	6031.7 · Other Office Supplies	12.43
<b>TOTAL</b>						<u>2,391.42</u>
Bill Pmt -Check	08/24/2016	19625	CALPERS	1394905143	1012 · Bank of America Gen'l Ckg	
Bill	08/17/2016	1394905143		1394905143	60182.1 · Medical Insurance	6,879.75
<b>TOTAL</b>						<u>6,879.75</u>

P14



CHINO BASIN WATERMASTER  
Cash Disbursements For The Month of  
August 2016

Type	Date	Num	Name	Memo	Account	Paid Amount
Bill Pmt -Check	08/24/2016	19626	CUCAMONGA VALLEY WATER DISTRICT	Lease due September 1, 2016	1012 · Bank of America Gen'l Ckg	
Bill	08/16/2016			Lease due September 1, 2016	1422 · Prepaid Rent	6,371.16
TOTAL						<u>6,371.16</u>
Bill Pmt -Check	08/24/2016	19627	EGOSCUE LAW GROUP	11350	1012 · Bank of America Gen'l Ckg	
Bill	07/31/2016	11350		Ag Pool Legal Services - July 2016	8467 · Ag Legal & Technical Services	9,075.00
TOTAL						<u>9,075.00</u>
Bill Pmt -Check	08/24/2016	19628	FRONTIER COMMUNICATIONS	909-484-3890-050914-5	1012 · Bank of America Gen'l Ckg	
Bill	08/17/2016	909-484-3890-050914-		Office fax and back lines	6022 · Telephone	139.41
TOTAL						<u>139.41</u>
Bill Pmt -Check	08/24/2016	19629	HOGAN LOVELLS	3006888	1012 · Bank of America Gen'l Ckg	
Bill	07/31/2016	3006888		Non-Ag Pool Legal Services - July 2016	8567 · Non-Ag Legal Service	5,685.22
TOTAL						<u>5,685.22</u>
Bill Pmt -Check	08/24/2016	19630	LEGAL SHIELD	0111802	1012 · Bank of America Gen'l Ckg	
Bill	08/17/2016	0111802		Employee deductions - August 2016	60194 · Other Employee Insurance	79.70
TOTAL						<u>79.70</u>
Bill Pmt -Check	08/24/2016	19631	PUBLIC EMPLOYEES' RETIREMENT SYSTEM	Payor #3493	1012 · Bank of America Gen'l Ckg	
Bill	08/17/2016	1394905143		Fees for GASB-68 Reports & Schedules	60180 · Employers PERS Expense	1,300.00
TOTAL						<u>1,300.00</u>
Bill Pmt -Check	08/24/2016	19632	RR FRANCHISING, INC.	26934	1012 · Bank of America Gen'l Ckg	
Bill	08/17/2016	26934		Carpet cleaning on 7/23/16	6024 · Building Repair & Maintenance	600.00
TOTAL						<u>600.00</u>
Bill Pmt -Check	08/24/2016	19633	SPECIALIZED SERVICES OF SO CAL	1856	1012 · Bank of America Gen'l Ckg	
Bill	08/18/2016	1856		CPR/First Aid/AED Training for office staff	6192 · Seminars - General	280.00
TOTAL						<u>280.00</u>
Bill Pmt -Check	08/24/2016	19634	STAPLES BUSINESS ADVANTAGE	8040448618	1012 · Bank of America Gen'l Ckg	
Bill	08/17/2016	8040448618		Miscellaneous office supplies	6031.7 · Other Office Supplies	31.73
TOTAL						<u>31.73</u>
Bill Pmt -Check	08/24/2016	19635	STAULA, MARY L	Retiree Medical	1012 · Bank of America Gen'l Ckg	
Bill	08/31/2016				60182.4 · Retiree Medical	23.62
TOTAL						<u>23.62</u>

CHINO BASIN WATERMASTER  
Cash Disbursements For The Month of  
August 2016

Type	Date	Num	Name	Memo	Account	Paid Amount
Bill Pmt -Check	08/24/2016	19636	VERIZON WIRELESS	9769798528	1012 · Bank of America Gen'l Ckg	
Bill	08/17/2016	9769798528		9769798528	6022 · Telephone	245.84
TOTAL						245.84
General Journal	08/27/2016	08/27/2016	Payroll and Taxes for 08/14/16-08/27/16	Payroll and Taxes for 08/14/16-08/27/16	1012 · Bank of America Gen'l Ckg	
				Direct Deposits for 08/14/16-08/27/16	1012 · Bank of America Gen'l Ckg	22,742.81
				Payroll Taxes for 08/14/16-08/27/16	1012 · Bank of America Gen'l Ckg	9,528.59
				Payroll Checks for 08/14/16-08/27/16	1012 · Bank of America Gen'l Ckg	4,483.90
			ICMA-RC	457(b) Employee Deductions for 08/14/16-08/27/16	1012 · Bank of America Gen'l Ckg	3,639.27
			ICMA-RC	401(a) Employee Deductions for 08/14/16-08/27/16	1012 · Bank of America Gen'l Ckg	1,095.86
TOTAL						41,490.43
Bill Pmt -Check	08/30/2016	19637	EUROFINS EATON ANALYTICAL		1012 · Bank of America Gen'l Ckg	
Bill	07/31/2016	L0276607		L0276607	7108.4 · Hydraulic Control-Lab Svcs	1,592.00
Bill	07/31/2016	L0276606		L0276606	7108.4 · Hydraulic Control-Lab Svcs	440.00
Bill	08/11/2016	L0276762		L0276762	7103.5 · Grdwtr Qual-Lab Svcs	1,346.00
Bill	08/19/2016	L0277952		L0277952	7103.5 · Grdwtr Qual-Lab Svcs	1,476.00
Bill	08/19/2016	L0277661		L0277661	7103.5 · Grdwtr Qual-Lab Svcs	1,386.00
TOTAL						6,240.00
Bill Pmt -Check	08/30/2016	19638	GREAT AMERICA LEASING CORP.	19230486	1012 · Bank of America Gen'l Ckg	
Bill	08/22/2016	19230486		Invoice	6043.1 · Ricoh Lease Fee	3,285.30
TOTAL						3,285.30
Bill Pmt -Check	08/30/2016	19639	HARMONY PRESS	00-6183	1012 · Bank of America Gen'l Ckg	
Bill	08/09/2016	00-6183		Printing for 37th Annual Report	6045 · Printing	4,318.75
TOTAL						4,318.75
Bill Pmt -Check	08/30/2016	19640	LEVEL 3 COMMUNICATIONS	46085941	1012 · Bank of America Gen'l Ckg	
Bill	08/22/2016	46085941		8/17/16-9/16/16	6053 · Internet Expense	1,050.37
TOTAL						1,050.37
Bill Pmt -Check	08/30/2016	19641	RON SHELLEY'S AUTOMOTIVE	8863	1012 · Bank of America Gen'l Ckg	
Bill	08/22/2016	8863		Repair tire on F-150	6177 · Vehicle Repairs & Maintenance	18.24
TOTAL						18.24
Bill Pmt -Check	08/30/2016	19642	STANDARD INSURANCE CO.	Policy # 00-649299-0009	1012 · Bank of America Gen'l Ckg	
Bill	08/22/2016	006492990009		Policy # 00-649299-0009	60191 · Life & Disab.Ins Benefits	646.09
TOTAL						646.09

CHINO BASIN WATERMASTER  
Cash Disbursements For The Month of  
August 2016

Type	Date	Num	Name	Memo	Account	Paid Amount
Bill Pmt -Check	08/30/2016	19643	STATE COMPENSATION INSURANCE FUND	1970970-16	1012 · Bank of America Gen'l Ckg	
Bill	09/01/2016	1970970-16		Premium for 8/26/16-9/26/16	60183 · Worker's Comp Insurance	910.00
TOTAL						<u>910.00</u>
Bill Pmt -Check	08/30/2016	19644	VERIZON WIRELESS	9770275376	1012 · Bank of America Gen'l Ckg	
Bill	08/22/2016	9770275376		9770275376	7103.7 · Grdwtr Qual-Computer Svc	100.04
TOTAL						<u>100.04</u>
Bill Pmt -Check	08/30/2016	19645	VISION SERVICE PLAN	00-101789-0001	1012 · Bank of America Gen'l Ckg	
Bill	08/24/2016	001017890001		Vision Insurance Premium - September 2016	60182.2 · Dental & Vision Ins	85.60
TOTAL						<u>85.60</u>
General Journal	08/31/2016	08/31/2016	Wage Works FSA Direct Debits - August 2016	Wage Works FSA Direct Debits - August 2016	1012 · Bank of America Gen'l Ckg	
				Wage Works FSA Direct Debits - August 2016	1012 · Bank of America Gen'l Ckg	638.75
				Wage Works FSA Direct Debits - August 2016	1012 · Bank of America Gen'l Ckg	638.75
				Wage Works FSA Direct Debits - August 2016	1012 · Bank of America Gen'l Ckg	81.50
TOTAL						<u>1,359.00</u>
					<b>Total Disbursements:</b>	<u><u>435,302.55</u></u>

P17

THIS PAGE  
HAS  
INTENTIONALLY  
BEEN LEFT  
BLANK  
FOR PAGINATION



# CHINO BASIN WATERMASTER

9641 San Bernardino Road, Rancho Cucamonga, Ca 91730  
Tel: 909.484.3888 Fax: 909.484.3890 www.cbwm.org

---

PETER KAVOUNAS, P.E.  
General Manager

## STAFF REPORT

DATE: October 27, 2016  
TO: Board Members  
SUBJECT: VISA Check Detail Report - Financial Report B2 (August 31, 2016)

### SUMMARY

Issue: Record of VISA credit card payment disbursed for the month of August 31, 2016.

Recommendation: Receive and file VISA Check Detail Report for August 31, 2016 as presented.

Financial Impact: Funds disbursed were included in the FY 2016/17 "Amended" Watermaster Budget.

### Future Consideration

Watermaster Board: October 27, 2016; Receive and File (Normal Course of Business)

---

### ACTIONS:

October 13, 2016 – Appropriative Pool – Unanimously approved  
October 13, 2016 – Non-Agricultural Pool – Moved unanimously to receive and file, without approval  
October 13, 2016 – Agricultural Pool – Unanimously approved  
October 20, 2016 – Advisory Committee – Unanimously approved  
October 27, 2016 – Watermaster Board –

## BACKGROUND

A monthly VISA Check Detail report is provided to keep all members apprised of Watermaster expenditures charged against the General Manager and Chief Financial Officer's Bank of America VISA card.

## DISCUSSION

The total cash disbursement during the month of August 2016 was \$2,391.42. The payment was processed by check number 19624 dated August 24, 2016. The monthly charges for August 2016 of \$2,391.42 were for routine and customary expenditures and properly documented with receipts.

## ATTACHMENTS

1. Financial Report - B2

CHINO BASIN WATERMASTER  
 VISA Check Detail Report  
 August 2016

Type	Num	Date	Name	Memo	Account	Paid Amount
Bill Pmt -Check	08/24/2016	19624	BANK OF AMERICA	XXXX-XXXX-XXXX-9341	1012 · Bank of America Gen'l Ckg	
Bill	08/17/2016	073116		Purchase safety supplies for office	6031.7 · Other Office Supplies	140.98
				Send docs to D. Maurizio	6042 · Postage - General	28.89
				Recycling of office waste	6031.7 · Other Office Supplies	245.00
				Send check to vendor	6042 · Postage - General	63.59
				Send audit materials to auditor	6042 · Postage - General	28.89
				Place ad in Brown & Caldwell for open position	6016 · New Employee Search Costs	100.00
				Miscellaneous office supplies	6031.7 · Other Office Supplies	398.72
				Send check to vendor	6042 · Postage - General	35.42
				Purchase camera for office-field pictures	6031.7 · Other Office Supplies	539.99
				Purchase hardware for computer	6055 · Computer Hardware	93.44
				Purchase field supplies	6151 · Small Tools & Equipment	99.34
				Purchase batteries for office	6031.7 · Other Office Supplies	18.99
				Purchase lunch for IEUA/CBWM meeting	6909.1 · OBMP Meetings	45.72
				Purchase lunch for Ag Pool prep meeting	8412 · Meeting Expenses	80.00
				Place ad on Linked In for open position	6016 · New Employee Search Costs	399.00
				Purchase dessert for staff meeting	6141.3 · Admin Meetings	14.03
				PK mtg w/C. Rodriguez	6909.1 · OBMP Meetings	46.99
				Purchase memory card	6031.7 · Other Office Supplies	12.43
				<b>Total Disbursements:</b>		<b>2,391.42</b>

P211  
 TOTAL

THIS PAGE  
HAS  
INTENTIONALLY  
BEEN LEFT  
BLANK  
FOR PAGINATION





# CHINO BASIN WATERMASTER

9641 San Bernardino Road, Rancho Cucamonga, Ca 91730  
Tel: 909.484.3888 Fax: 909.484.3890 www.cbwm.org

---

PETER KAVOUNAS, P.E.  
General Manager

## STAFF REPORT

DATE: October 27, 2016  
TO: Board Members  
SUBJECT: Combining Schedule of Revenue, Expenses and Changes in Net Assets for the Period July 1, 2016 through August 31, 2016 - Financial Report B3 (August 31, 2016)

### SUMMARY

Issue: Record of Revenue, Expenses and Changes in Net Assets for the Period July 1, 2016 through August 31, 2016.

Recommendation: Receive and file Combining Schedule of Revenue, Expenses and Changes in Net Assets for the Period July 1, 2016 through August 31, 2016 as presented.

Financial Impact: Funds disbursed were included in the FY 2016/17 "Amended" Watermaster Budget.

### Future Consideration

Watermaster Board: October 27, 2016; Receive and File (Normal Course of Business)

---

### ACTIONS:

October 13, 2016 – Appropriative Pool – Unanimously approved  
October 13, 2016 – Non-Agricultural Pool – Moved unanimously to receive and file, without approval  
October 13, 2016 – Agricultural Pool – Unanimously approved  
October 20, 2016 – Advisory Committee – Unanimously approved  
October 27, 2016 – Watermaster Board –

## BACKGROUND

A Combining Schedule of Revenue, Expenses and Changes in Net Assets for the period July 1, 2016 through August 31, 2016 is provided to keep all members apprised of the FY 2016/17 cumulative Watermaster revenues, expenditures and changes in net assets for the period listed.

## DISCUSSION

The Combining Schedule of Revenue, Expenses and Changes in Net Assets has been created from various financial reports and statements created from Intuit QuickBooks Enterprise Solutions 17.0, the Watermaster accounting system. The Combining Schedule provided balances to the supporting documentation in the Watermaster accounting system as presented.

## ATTACHMENTS:

1. Financial Report - B3

CHINO BASIN WATERMASTER  
 COMBINING SCHEDULE OF REVENUE, EXPENSES AND CHANGES IN NET ASSETS  
 FOR THE PERIOD JULY 1, 2016 THROUGH AUGUST 31, 2016

WATERMASTER ADMINISTRATION	OPTIMUM BASIN MANAGEMENT	POOL ADMINISTRATION & SPECIAL PROJECTS			GROUNDWATER OPERATIONS		LAIF VALUE ADJ.	GASB 68 BEG. NET POSITION	GRAND TOTALS	AMENDED BUDGET 2016-2017
		APPROPRIATIVE POOL	AG POOL	NON-AG POOL	GROUNDWATER REPLENISHMENT	SB222 FUNDS				
Administrative Revenues:										
Administrative Assessments		-		-					-	10,314,656
Interest Revenue									-	19,890
Mutual Agency Project Revenue	159,631								159,631	158,923
Miscellaneous Income									-	0
<b>Total Revenues</b>	<b>159,631</b>	-	-	-	-	-	-	-	<b>159,631</b>	<b>10,493,469</b>
Administrative & Project Expenditures:										
Watermaster Administration	308,833								308,833	1,286,992
Watermaster Board-Advisory Committee	27,343								27,343	202,053
Ag Pool Misc. Expense - Ag Fund									-	400
Pool Administration			13,192	33,881	11,645				58,719	569,293
Optimum Basin Mgmt Administration	270,805								270,805	1,727,519
OBMP Project Costs	583,541								583,541	3,811,606
Debt Service	465,200								465,200	465,200
Basin Recharge Improvements									-	5,060,744
Mutual Agency Project Costs									-	-
<b>Total Administrative/OBMP Expenses</b>	<b>336,176</b>	<b>1,319,546</b>	<b>13,192</b>	<b>33,881</b>	<b>11,645</b>	-	-	-	<b>1,714,441</b>	<b>13,123,806</b>
Net Administrative/OBMP Expenses	(176,545)	(1,319,546)							-	-
Allocate Net Admin Expenses To Pools	<u>176,545</u>		126,954	43,050	6,541				-	-
Allocate Net OBMP Expenses To Pools		854,346	614,362	208,328	31,656				-	-
Allocate Debt Service to App Pool		465,200	465,200						-	-
Allocate Basin Recharge to App Pool		<u>-</u>							-	-
Agricultural Expense Transfer*			285,259	(285,259)					-	-
<b>Total Expenses</b>			<b>1,504,967</b>	<b>-</b>	<b>49,843</b>	-	-	-	<b>1,714,441</b>	<b>13,123,806</b>
Net Administrative Income			(1,504,967)	-	(49,843)	-	-	-	(1,554,810)	(2,630,337)
Other Income/(Expense)										
Replenishment Water Assessments						80,951			80,951	0
Non-Ag Stored Water Purchases									-	0
Exhibit "G" Non-Ag Pool Water									-	0
Interest Revenue									-	0
MWD Water Purchases									-	0
Non-Ag Stored Water Purchases									-	0
Exhibit "G" Non-Ag Pool Water									-	0
MWD Water Purchases									-	0
Groundwater Replenishment									-	0
LAIF - Fair Market Value Adjustment									-	0
Other Post-Employment Benefits (OPEB)									-	0
Refund-Excess Reserves									-	0
Refund-Recharge Debt									-	0
Net Other Income/(Expense)						80,951	-	-	80,951	0
Net Transfers To/(From) Reserves		(1,473,859)	(1,504,967)	-	(49,843)	80,951	-	-	(1,473,859)	(2,630,337)
Net Assets, July 1, 2016			7,339,593	483,176	75,462	2,465,056	158,251	3,308	(740,195)	9,784,651
Net Assets, End of Period			<u>5,834,626</u>	<u>483,176</u>	<u>25,619</u>	<u>2,546,007</u>	<u>158,251</u>	<u>3,308</u>	<u>(740,195)</u>	<u>8,310,792</u>
<b>14/15 Assessable Production</b>			84,107,515	28,520,530	4,333,753					116,961,798
<b>14/15 Production Percentages</b>			71.910%	24.384%	3.705%					100.000%

\*Fund balance transfer as agreed to in the Peace Agreement.

N:\Administration\Meetings - Agendas & Minutes\2016\Staff Letters\20161027 - B3 Combining Schedule\_August 2016.xls;Jul2016-Aug2016

THIS PAGE  
HAS  
INTENTIONALLY  
BEEN LEFT  
BLANK  
FOR PAGINATION



# CHINO BASIN WATERMASTER

9641 San Bernardino Road, Rancho Cucamonga, Ca 91730  
Tel: 909.484.3888 Fax: 909.484.3890 www.cbwm.org

---

PETER KAVOUNAS, P.E.  
General Manager

## STAFF REPORT

DATE: October 27, 2016

TO: Board Members

SUBJECT: Treasurer's Report of Financial Affairs for the Period July 1, 2016 through August 31, 2016 - Financial Report B4 (August 31, 2016)

### SUMMARY

Issue: Record of increases or decreases in the cash position, assets and liabilities of Watermaster for the Period of July 1, 2016 through August 31, 2016.

Recommendation: Receive and file Treasurer's Report of Financial Affairs for the Period July 1, 2016 through August 31, 2016 as presented.

Financial Impact: Funds disbursed were included in the FY 2016/17 "Amended" Watermaster Budget.

### Future Consideration

Watermaster Board: October 27, 2016; Receive and File (Normal Course of Business)

---

### ACTIONS:

October 13, 2016 – Appropriative Pool – Unanimously approved  
October 13, 2016 – Non-Agricultural Pool – Moved unanimously to receive and file, without approval  
October 13, 2016 – Agricultural Pool – Unanimously approved  
October 20, 2016 – Advisory Committee – Unanimously approved  
October 27, 2016 – Watermaster Board –

## BACKGROUND

A Treasurer's Report of Financial Affairs for the Period July 1, 2016 through August 31, 2016 is provided to keep all members apprised of the total cash in banks (Bank of America, LAIF, and CalTRUST) and on hand at the Watermaster office (petty cash) at the end of the period stated. The Treasurer's Report details the change (increase or decrease) in the overall cash position of Watermaster, as well as the changes (increase or decrease) to the assets and liabilities section of the balance sheet. The report also provides a detailed listing of all deposits and/or withdrawals in the California State Treasurer's Local Agency Investment Fund (LAIF) and/or CalTRUST, the most current effective yield as of the last quarter, and the ending balance in LAIF as of the reporting date.

## DISCUSSION

The Treasurer's Report of Financial Affairs has been created from various financial reports and statements created from Intuit QuickBooks Enterprise Solutions 17.0, the Watermaster accounting system. The Treasurer's Report provided, balances to the supporting documentation in the Watermaster accounting system, as well as the supporting bank statements.

## ATTACHMENTS

1. Financial Report - B4

**CHINO BASIN WATERMASTER  
TREASURER'S REPORT OF FINANCIAL AFFAIRS FOR THE PERIOD  
AUGUST 1, 2016 THROUGH AUGUST 31, 2016**

Financial Report - B4

**DEPOSITORIES:**

Cash on Hand - Petty Cash		\$	500
Bank of America			
Governmental Checking-Demand Deposits	\$	648,905	
Zero Balance Account - Payroll	\$	-	648,905
Local Agency Investment Fund - Sacramento			9,438,208
<b>TOTAL CASH IN BANKS AND ON HAND</b>	<b>8/31/2016</b>		<b>\$ 10,087,613</b>
TOTAL CASH IN BANKS AND ON HAND	7/31/2016		10,417,418
<b>PERIOD INCREASE (DECREASE)</b>			<b>\$ (329,805)</b>

**CHANGE IN CASH POSITION DUE TO:**

Decrease/(Increase) in Assets:			\$	33,142
Accounts Receivable				5,408
Assessments Receivable				(14,762)
Prepaid Expenses, Deposits & Other Current Assets				171,162
(Decrease)/Increase in Liabilities:				14,093
Accounts Payable				3,191
Accrued Payroll, Payroll Taxes & Other Current Liabilities				(542,039)
Long Term Liabilities				
Transfer to/(from) Reserves				
<b>PERIOD INCREASE (DECREASE)</b>				<b>\$ (329,805)</b>

**SUMMARY OF FINANCIAL TRANSACTIONS:**

	Petty Cash	Govt'l Checking Demand	Zero Balance Account Payroll	Local Agency Investment Funds	Totals
Balances as of 7/31/2016	\$ 500	\$ 528,710	\$ -	\$ 9,888,208	\$ 10,417,418
Deposits	-	555,498	-	-	555,498
Transfers	-	0	(61,145)	(450,000)	(511,145)
Withdrawals/Checks	-	(435,303)	61,145	-	(374,157)
	\$ 500	\$ 648,905	\$ -	\$ 9,438,208	\$ 10,087,613
<b>PERIOD INCREASE OR (DECREASE)</b>	<b>\$ -</b>	<b>\$ 120,195</b>	<b>\$ -</b>	<b>\$ (450,000)</b>	<b>\$ (329,805)</b>

P29

**CHINO BASIN WATERMASTER  
TREASURER'S REPORT OF FINANCIAL AFFAIRS FOR THE PERIOD  
AUGUST 1, 2016 THROUGH AUGUST 31, 2016**

**INVESTMENT TRANSACTIONS**

Effective Date	Transaction	Depository	Activity	Redeemed	Days to Maturity	Interest Rate(*)	Maturity Yield
8/18/2016	Withdrawal		\$ (450,000)				
<b>TOTAL INVESTMENT TRANSACTIONS</b>			<b>\$ (450,000)</b>	<b>-</b>			

\* The earnings rate for L.A.I.F. is a daily variable rate; 0.55% was the effective yield rate at the Quarter ended June 30, 2016.

**INVESTMENT STATUS  
August 31, 2016**

<u>Financial Institution</u>	<u>Principal Amount</u>	<u>Number of Days</u>	<u>Interest Rate</u>	<u>Maturity Date</u>
Local Agency Investment Fund	\$ 9,438,208			
<b>TOTAL INVESTMENTS</b>	<b>\$ 9,438,208</b>			

Funds on hand are sufficient to meet all foreseen and planned Administrative and project expenditures during the next six months.

All investment transactions have been executed in accordance with the criteria stated in Chino Basin Watermaster's Investment Policy.

Respectfully submitted,



Joseph S. Joswiak  
Chief Financial Officer  
Chino Basin Watermaster

P30





# CHINO BASIN WATERMASTER

9641 San Bernardino Road, Rancho Cucamonga, Ca 91730  
Tel: 909.484.3888 Fax: 909.484.3890 www.cbwm.org

---

PETER KAVOUNAS, P.E.  
General Manager

## STAFF REPORT

DATE: October 27, 2016  
TO: Board Members  
SUBJECT: Budget vs. Actual Report for the Period July 1, 2016 through August 31, 2016 -  
Financial Report B5 (August 31, 2016)

### SUMMARY

Issue: Record of revenues and expenses of Watermaster for the Period of July 1, 2016 through August 31, 2016.

Recommendation: Receive and file Budget vs. Actual Report for the Period July 1, 2016 through August 31, 2016 as presented.

Financial Impact: Funds disbursed were included in the FY 2016/17 "Amended" Watermaster Budget.

### Future Consideration

Watermaster Board: October 27, 2016; Receive and File (Normal Course of Business)

---

### ACTIONS:

October 13, 2016 – Appropriative Pool – Unanimously approved  
October 13, 2016 – Non-Agricultural Pool – Moved unanimously to receive and file, without approval  
October 13, 2016 – Agricultural Pool – Unanimously approved  
October 20, 2016 – Advisory Committee – Unanimously approved  
October 27, 2016 – Watermaster Board –

## BACKGROUND

A Budget vs. Actual Report for the period July 1, 2016 through August 31, 2016 is provided to keep all members apprised of the total revenues and expenses for the current fiscal year. The expense section is categorized into four distinct sections. Those sections are: General and Administrative Expenses; Optimum Basin Management Program Expenses; Project Expenses; and Other Income/Expenses. The Budget vs. Actual report has been created from Intuit QuickBooks Enterprise Solutions 17.0, the Watermaster accounting system. The Budget vs. Actual report provided, balances to the supporting documentation in the Watermaster accounting system, as well as the supporting bank statements.

## DISCUSSION

### CURRENT MONTH – AUGUST 2016

Year-To-Date (YTD) for the two months ending August 31, 2016, all but one category was at or below the projected budget. The category over budget was the Watermaster Legal Services expenses (6070's) which was over budget by \$33,612 or 80.8% as a result of ongoing Personnel Matters regarding the CalPERS Administrative Hearing for Mr. Alvarez. The Watermaster budget for FY 2016/17 is divided into 12-monthly amounts and allocated accordingly for almost all budget line items. As the fiscal year progresses, this category might level out over time and be within the budget levels. Overall, the Watermaster (YTD) Actual Expenses were \$2,833,414 or 62.3% below the (YTD) Budgeted Expenses of \$4,547,854.

The Amended Budget for FY 2016/17 is \$13,123,806.45 which includes \$2,630,337.45 for the prior years "Carry Over" funding. The Original Approved budget for FY 2016/17 of \$10,493,469 was approved by the Watermaster Board on May 26, 2016 ( $\$10,493,469 + \$2,630,337.45 = \$13,123,806.45$ ).

### PREVIOUSLY REPORTED ACTIONS (Descending Order)

#### July 2016:

During the month of July 2016, the "Carry Over" funding was calculated. The Total "Carry Over" funding amount of \$2,630,337.45 has been posted to the general ledger accounts. The total amount of \$2,630,337.45 consisted of \$2,264,522.96 from Capital Improvement Projects, \$326,577 from Engineering Services, \$29,285.99 from Chino Hills ASR, and \$9,951.50 from the Administrative section for the ongoing completion of the 37<sup>th</sup> Annual Report for Fiscal Year 2013/14 and the 38<sup>th</sup> Annual Report for Fiscal Year 2014/15. More detailed information is provided regarding this issue under the "Carry Over" Funding section.

## SALARIES EXPENSE

### CURRENT MONTH – AUGUST 2016

As of August 31, 2016, the total (YTD) Watermaster salary expenses were \$10,805 or 3.9% below the (YTD) budgeted amount of \$279,095. The overall staffing budget was developed with a staffing level of ten Full-Time Equivalent (FTE's), and staffing is currently at eight Full-Time Equivalent (FTE's).

Watermaster is currently in the process of filling one vacant position. Watermaster started the recruitment process for the Water Resources Professional position on March 16, 2016. After several candidates completed the interview process during the month of May, it was determined that a new recruitment process should begin. An updated recruitment advertisement was submitted to Brown & Caldwell and Water District Jobs on June 27, 2016. A group of new candidates were selected and scheduled for interviews between August 22, 2016 and September 1, 2016. Because Watermaster is a small organization, it is very important to ensure that the new team member not only has the right skills and abilities to succeed, it is also critical to ensure the employee has the right personality, cultural fit, and understands the challenges of working within a small organization. While some of the candidates had the experience and qualifications for the job description, the culture and personality fit was not a good match

for Watermaster. As a result, the recruitment advertisement was resubmitted to Brown & Caldwell and Water District Jobs on September 19, 2016. Watermaster is reviewing all resumes as they are received for consideration. It is anticipated that the recruitment process could take an additional 45-60 days to complete the selection process, background verification, and hire the Water Resources professional.

Watermaster utilizes an in-house database time and attendance system to track and record staff's actual hours worked and records those hours to a specific project or activity. This time and attendance database of captured staff hours and activities is the basis for the bi-weekly payrolls which are processed using an external payroll processing service. Watermaster staff can record time to a large number of activities but the five most used categories are as follows (1) General Administrative activities; (2) Paid Leaves of vacation, sick or holiday; (3) Pools, Advisory or Board Meeting attendance; (4) OBMP activities; and (5) OBMP Implementation Program Elements 1 through 9 activities.

When the FY 2016/17 budget was developed, basic assumptions were used in allocating how staff's time would be spent and on which of the projects or activities. The staffing dollars were then allocated into those specific areas and budgeted on a 1/12 monthly budget. When actual staffing activities vary from the budgeted assumptions, a positive or negative variance can be created. Currently, the allocations are tracking within budget.

The table summarizes the Year-To-Date (YTD) Actual Watermaster salary costs compared to the Year-To-Date (YTD) Budget as of August 31, 2016. Please be advised that the "\$ Over Budget" and the "% of Budget" columns are a comparison of the (YTD) Actual to the (YTD) Budget, not the 12-month Annual Budget. The 12-month Annual Budget column is presented only to provide the data in a full and complete format. The following details are provided:

	Jul '16 - Aug '16 Actual	Jul '16 - Aug '16 Budget	\$ Over Budget	% of Budget	FY 2016/17 Annual Budget
<b>WM Salary Expense</b>					
6011 · WM Staff Salaries	153,388.86	155,409.00	-2,020.14	98.7%	918,331.00
6011.4 · 457(f) NQDC Plan	3,942.50	3,467.00	475.50	113.72%	20,800.00
6015 · Miscellaneous Payments	28,756.83	0.00	28,756.83	100.0%	0.00
6017 · Temporary Services	0.00	3,500.00	-3,500.00	0.0%	21,000.00
6201 · Advisory Committee - WM Staff Salaries	4,088.76	3,915.00	173.76	104.44%	23,119.00
6301 · Watermaster Board - WM Staff Salaries	5,249.69	6,017.00	-767.31	87.25%	35,551.00
8401 · Appropriative Pool - WM Staff Salaries	6,402.71	5,408.00	994.71	118.39%	31,965.00
8301 · Agricultural Pool - WM Staff Salaries	2,929.10	4,759.00	-1,829.90	61.55%	28,126.00
8501 · Non-Agricultural Pool - WM Staff Salaries	2,194.25	3,081.00	-886.75	71.22%	18,202.00
6901 · OBMP - WM Staff Salaries	6,702.36	8,557.00	-1,854.64	78.33%	50,114.00
7101.1 · Production Monitor - WM Staff Salaries	9,195.73	13,567.00	-4,371.27	67.78%	80,622.00
7102.1 · In-line Meter - WM Staff Salaries	764.23	1,590.00	-825.77	48.07%	9,389.00
7103.1 · Grdwater Quality - WM Staff Salaries	12,744.94	14,719.00	-1,974.06	86.59%	87,527.00
7104.1 · Grdwater Level - WM Staff Salaries	8,904.19	6,261.00	2,643.19	142.22%	36,999.00
7108.1 · Hydraulic Control - WM Staff Salaries	0.00	533.00	-533.00	0.0%	3,155.00
7108.11 · Prado Basin - WM Staff Salaries	1,598.76	1,005.00	593.76	159.08%	5,936.00
7201 · Comp Recharge - WM Staff Salaries	9,141.95	9,998.00	-856.05	91.44%	58,533.00
7301 · PE3&5 - WM Staff Salaries	0.00	2,622.00	-2,622.00	0.0%	15,492.00
7401 · PE4 - WM Staff Salaries	0.00	1,595.00	-1,595.00	0.0%	9,425.00
7501.1 · PE 6&7 - WM Staff Salaries (Plume)	0.00	842.00	-842.00	0.0%	4,974.00
7501 · PE6&7 - WM Staff Salaries	0.00	761.00	-761.00	0.0%	4,498.00
7601 · PE8&9 - WM Staff Salaries	0.00	7,800.00	-7,800.00	0.0%	46,090.00
<b>Subtotal WM Staff Costs</b>	<b>256,004.86</b>	<b>255,406.00</b>	<b>598.86</b>	<b>100.23%</b>	<b>1,509,848.00</b>
60185 · Vacation	6,734.72	11,519.00	-4,784.28	58.47%	69,111.00
60186 · Sick Leave	760.74	8,113.00	-7,352.26	9.38%	48,682.00
60187 · Holidays	4,789.55	4,057.00	732.55	118.06%	48,682.00
<b>Subtotal WM Paid Leaves</b>	<b>12,285.01</b>	<b>23,689.00</b>	<b>-11,403.99</b>	<b>51.86%</b>	<b>166,475.00</b>
<b>Total WM Salary Costs</b>	<b>268,289.87</b>	<b>279,095.00</b>	<b>-10,805.13</b>	<b>96.13%</b>	<b>1,676,323.00</b>

PREVIOUSLY REPORTED ACTIONS (Descending Order)

July 2016:

Watermaster is currently in the process of filling one vacant position. Watermaster started the recruitment process for the Water Resources Professional position on March 16, 2016. After several candidates completed the interview process during the month of May, it was determined that a new recruitment process should begin. An updated recruitment advertisement was submitted to Brown & Caldwell and Water District Jobs on June 27, 2016. A group of new candidates have been selected and scheduled for interviews between August 22, 2016 and September 1, 2016. It is anticipated that the recruitment process could take an additional 30-45 days to complete the selection process, background verification, and hire the Water Resources professional.

LEGAL SERVICES

BROWNSTEIN HYATT FARBER SCHRECK EXPENSES

CURRENT MONTH – AUGUST 2016

As of August 31, 2016, the total (YTD) Watermaster Legal Services expenses (consolidating the three categories of Watermaster Administrative Legal Services, Pool/Advisory/Board Meeting legal expenses, and OBMP legal expenses) were \$98 or 0.06% below the (YTD) budgeted amount of \$156,282.

The Watermaster Legal Services budget was developed jointly by the Watermaster staff and Brownstein Hyatt Farber Schreck staff with specific assumptions regarding the tasks and legal activities that would occur during FY 2016/17. The total legal services budget was developed by multiplying the number of hours that would be required to complete the specific tasks by the hourly rate. The "Approved" budget amount was adopted for the amount of \$871,426.

WATERMASTER ADMINISTRATIVE LEGAL SERVICES:

Overall, the Watermaster Administrative Legal Services expense (6070's), as of August 31, 2016, was \$33,612 or 80.8% above the budgeted amount of \$41,614. The specific items within the Administrative Legal Services expenses (6070's) which were under budget were the expenses for Court Coordination (6071) under budget by \$5,428 or 79.5%; Annotated Judgment (6072) under budget by \$5,019 or 100.0%; Interagency Issues (6074) under budget by \$5,100 or 100.0%; and the Party Status Maintenance (6077) under budget by \$4,780 or 100.0%. The specific items within the Administrative Legal Services expenses (6070's) which were over budget were the Personnel Matters (6073) over budget by \$33,276 or 237.7% as a direct result of ongoing legal activities related to the administrative hearing with CalPERS regarding the Alvarez issue; and the Miscellaneous Category expenses (6078) over budget by \$20,663 or 350.8%.

Personnel Matters: As reported during the previous monthly meetings, Watermaster's legal counsel filed an appeal with CalPERS regarding CalPERS original determination (from February 2013) which rejected the base salary of the former CEO, Desi Alvarez, with regards to his retirement pension benefit. There have been several filings of appeal and we are awaiting CalPERS determination. On December 9, 2013 CalPERS notified the attorneys of record that the CalPERS Legal Office received the case on November 22, 2013 and we would be notified when the case has been assigned to an attorney who will represent CalPERS regarding the appeal. On February 27, 2014 the case was assigned to Wesley E. Kennedy, Senior Staff Attorney for CalPERS. On July 17, 2014 a document request from CalPERS was received by Watermaster related to the pending case. On August 22, 2014 the specific documents were provided to CalPERS. On September 9, 2014 Watermaster received the Notice of Hearing from CalPERS and the hearing has been scheduled for March 11-13, 2015 at the Glendale CalPERS Regional office. On October 1, 2014 Watermaster received from CalPERS a discovery request for Case No. 2013-1113. On December 31, 2014 Brownstein Hyatt Farber Schreck provided the information to Mr. Kennedy of CalPERS as requested on October 1, 2014. On January 16, 2015 a Prehearing conference along with a Settlement conference was conducted in Los Angeles. On March 2, 2015 a Motion to Continue was granted and the new Administrative Hearing (OAH Case No. 2014080757) was scheduled for November 16-18, 2015 at the Glendale CalPERS Regional Office. On September 28, 2015 the attorney for Mr.

Alvarez (Mr. Jensen), at the suggestion of Mr. Kennedy, requested a short continuance of the OAH hearing because CalPERS has scheduled a full Board hearing on the claims of one of Mr. Jensen's clients for October 13, 2016 which is right in the middle of the three-day hearing scheduled for Mr. Alvarez's case. On October 9, 2015, an Order Granting Continuance; Notice of New Hearing Dates was provided by the State of California, Department of General Services, Office of Administrative Hearings. The administrative hearing was rescheduled for January 4-6, 2016 at the Glendale CalPERS Regional Office. On October 14, 2015 a Notice of Case Reassignment was received from the CalPERS providing notice that OAH Case No. 2014080757 has been reassigned from attorney Wesley Kennedy to Preet Kaur, Staff Attorney. On November 20, 2015, a Request for Continuance was issued from CalPERS to reschedule the hearing to either the period of April 4 through April 6, 2016 or April 11 through April 15, 2016. On December 11, 2015, an Order Granting Continuance; Notice of New Hearing Dates was issued from the State of California, Department of General Services, Office of Administrative Hearings to reschedule the hearing to April 11-13, 2016. The Administrative Hearing was held on April 11-13, 2016 at the Glendale CalPERS Regional Office. A ruling was scheduled for issuance by the Administrative Judge in July 2016. On June 9, 2016 a request by the CalPERS attorney to extend the deadlines for filing the opening and response briefs was submitted to the Administrative Law Judge. On June 13, 2016 the request was granted and the order now states the opening briefs shall be filed and served no later than July 11, 2016. The response briefs were filed and served no later than August 8, 2016. On September 7, 2016 the Administrative Law Judge issued his proposed decision. The proposed decision by Judge Sawyer is as follows:

1. Concluded that Mr. Alvarez's Watermaster salary did not meet the requirements of a "publicly available pay schedule"
2. Concluded that Mr. Alvarez was employed and should receive service credit for his full year at Watermaster

The proposed decision is not effective unless adopted by the CalPERS Board of Administration and consideration of this decision is currently calendared for the Board's November 16, 2016 meeting. Although there is no opportunity for oral argument at that meeting, each party may submit up to a 6-page brief by November 4, 2016.

#### WATERMASTER POOLS, ADVISORY AND BOARD LEGAL SERVICES:

The Pools, Advisory Committee and the Board meeting legal expenses from BHFS are captured by month within the accounts (6275, 6375, 8375, 8475 and 8575). Overall, this category of legal expenses as of August 31, 2016 was \$10,028 or 28.8% below the budgeted amount of \$34,768. Normal Brownstein Hyatt Farber Schreck meeting attendance during any given month includes attendance at all three pool meetings, one Advisory Committee meeting and one Board meeting.

#### OBMP LEGAL SERVICES:

The OBMP legal expenses (accounts 6907.31 through 6907.90) were below the budget for the month. As of August 31, 2016 the category of OBMP legal expenses were \$23,682 or 29.6% below the budgeted amount of \$79,900. The majority of expenses within this OBMP category were under budget (YTD), however, the Santa Ana River Water Rights legal expenses (6907.34) were over budget by \$1,265 or 30.0%; the Santa Ana River Habitat legal expenses (6907.36) were over budget by \$620 or 100.0%; the Prado Basin Habitat Sustainability legal expenses (6907.41) were over budget by \$9,044 or 378.4%; and the Safe Yield Redetermination and Reset legal expenses (6907.42) were over budget by \$7,040 or 61.6%.

The table listed below summarizes the Brownstein Hyatt Farber Schreck (BHFS) expenses as of August 31, 2016 compared to the Year-To-Date (YTD) budget. Please be advised that the "\$ Over Budget" and the "% of Budget" columns are a comparison of the (YTD) Actual to the (YTD) Budget, not the 12-month Annual Budget. The 12-month Annual Budget column is presented only to provide the data in a full and complete format. The following details are provided:

	Jul '16 - Aug '16 Actual	Jul '16 - Aug '16 Budget	\$ Over Budget	% of Budget	FY 2016/17 Annual Budget
<b>6070 · Watermaster Legal Services</b>					
6071 · BHFS Legal - Court Coordination	1,396.80	6,825.00	-5,428.20	20.47%	40,950.00
6072 · BHFS Legal - Annotated Judgment	0.00	5,019.00	-5,019.00	0.0%	30,113.00
6073 · BHFS Legal - Personnel Matters	47,276.34	14,000.00	33,276.34	337.69%	35,000.00
6074 · BHFS Legal - Interagency Issues	0.00	5,100.00	-5,100.00	0.0%	30,600.00
6076 · BHFS Legal - Storage Issues	0.00	0.00	0.00	0.0%	0.00
6077 · BHFS Legal - Party Status Maintenance	0.00	4,780.00	-4,780.00	0.0%	28,700.00
6078 · BHFS Legal - Miscellaneous (Note 1)	26,552.50	5,890.00	20,662.50	450.81%	35,350.00
<b>Total 6070 · Watermaster Legal Services</b>	<b>75,225.64</b>	<b>41,614.00</b>	<b>33,611.64</b>	<b>180.77%</b>	<b>200,713.00</b>
<b>6275 · BHFS Legal - Advisory Committee</b>	<b>3,283.62</b>	<b>3,400.00</b>	<b>-116.38</b>	<b>96.58%</b>	<b>18,700.00</b>
6375 · BHFS Legal - Board Meeting	10,216.95	16,068.00	-5,851.05	63.59%	88,383.00
8375 · BHFS Legal - Appropriative Pool	3,848.54	5,100.00	-1,251.46	75.46%	28,050.00
8475 · BHFS Legal - Agricultural Pool	3,695.54	5,100.00	-1,404.46	72.46%	28,050.00
8575 · BHFS Legal - Non-Ag Pool	3,695.54	5,100.00	-1,404.46	72.46%	28,050.00
<b>Total BHFS Legal Services</b>	<b>24,740.19</b>	<b>34,768.00</b>	<b>-10,027.81</b>	<b>71.16%</b>	<b>191,233.00</b>
<b>6907.3 · WM Legal Counsel</b>					
6907.31 · Archibald South Plume	0.00	4,080.00	-4,080.00	0.0%	24,500.00
6907.32 · Chino Airport Plume	0.00	4,080.00	-4,080.00	0.0%	24,500.00
6907.33 · Desalter/Hydraulic Control	0.00	4,780.00	-4,780.00	0.0%	28,700.00
6907.34 · Santa Ana River Water Rights	5,485.05	4,220.00	1,265.05	129.98%	25,300.00
6907.36 · Santa Ana River Habitat	620.10	0.00	620.10	100.0%	0.00
6907.38 · Reg. Water Quality Cntrl Board	0.00	2,390.00	-2,390.00	0.0%	14,350.00
6907.39 · Recharge Master Plan	5,301.00	9,400.00	-4,099.00	56.39%	56,400.00
6907.40 · Storage Agreements	879.75	18,030.00	-17,150.25	4.88%	108,180.00
6907.41 · Prado Basin Habitat Sustainability	11,433.81	2,390.00	9,043.81	478.4%	14,350.00
6907.42 · Safe Yield Recalculation	18,469.68	11,430.00	7,039.68	161.59%	68,600.00
6907.44 · SGMA Compliance	14,028.40	14,180.00	-151.60	98.93%	85,100.00
6907.90 · WM Legal Counsel - Unanticipated	0.00	4,920.00	-4,920.00	0.0%	29,500.00
<b>Total 6907 · WM Legal Counsel</b>	<b>56,217.79</b>	<b>79,900.00</b>	<b>-23,682.21</b>	<b>70.36%</b>	<b>479,480.00</b>
<b>Total Brownstein, Hyatt, Farber, Schreck Costs</b>	<b>156,183.62</b>	<b>156,282.00</b>	<b>-98.38</b>	<b>99.94%</b>	<b>871,426.00</b>

Note 1: The types of legal activities that have been charged against the "Miscellaneous" legal category account 6078 are as follows:  
 (1) Correspondence and discussions with Watermaster staff regarding current issues/topics; (2) Correspondence with Watermaster staff regarding special projects (assessment package, replenishment obligations, annual report, audit report, business plan, etc.); (3) Brownstein's status review of ongoing Watermaster projects and issues; (4) Brownstein's update of the outstanding issues list; (5) Coordination of ongoing Watermaster projects; (6) Review of draft documents; (7) Review transfer documents; (8) Ground-Level Monitoring Committee reports/meetings; (9) Review process and criteria for SGMA reporting; (10) Review current California issued drought regulations; (11) Review and comment on Waters of the United States rule making; (12) Review and draft documents for basin boundary regulations; (13) September 13, 2016 Workshop on Watermaster committees and Board roles; (14) Chino Basin water bank discussions; and (15) Miscellaneous legal research on current and pending issues.

## OBMP ENGINEERING SERVICES AND LEGAL COSTS

### CURRENT MONTH – AUGUST 2016

Reviewing in total the OBMP Engineering Services and Legal Costs (consolidating the four categories of OBMP Watermaster Staff and SAWPA, OBMP Engineering Services, OBMP Legal Costs, and OBMP Other Expenses) for the two months ending August 31, 2016, the actual expenses of \$266,757 were below the budgeted amount of \$287,121 by \$20,364 or 7.1%. For a detailed discussion, the following is provided.

For August 31, 2016, the accounts 6901-6903 (Optimum Basin Mgmt Program) section was above the Year-To-Date (YTD) budget by \$3,060 or 13.9%. Watermaster utilizes an in-house database time and attendance system to record and document staff's actual hours worked and also allocates those hours to a specific project or activity. Watermaster staff time could be charged to Administrative, OBMP, or Implementation Project categories. Recently, Watermaster staff spent less time on specific OBMP related areas and more time on administrative related tasks. As a result, Watermaster staff allocated less actual

time to the OBMP project as budgeted, which resulted in an under budget variance of \$1,855 or 21.7%. The remaining expense was the Santa Ana Watershed Project Authority (SAWPA) FY 2016/17 Basin Monitoring Program Task Force Contribution which was budgeted at \$13,500 but actual expenses were billed at \$18,415 which was above the budget by \$4,915 or 36.4% as of August 31, 2016.

For August 31, 2016, the accounts 6906 (Optimum Basin Mgmt Program Engineering Services) section was above the Year-To-Date (YTD) budget by \$232 or 0.13%. For FY 2016/17, the OBMP-Safe Yield Redetermination and Reset expenses (6906.73) did not have a budget amount authorized and for the month of August, there were no expenses charged to the OBMP-Safe Yield Redetermination and Reset account. The majority of expenses within this OBMP category were under budget (YTD), however, the accounts which were over budget were as follows: the Water Rights Compliance Reporting Engineering Services expenses (6906.22) which were over budget by \$5,283 or 125.2%; the Compliance-SB88 and SWRCB Engineering Services expenses (6906.24) which were over budget by \$17,694 or 141.6%; the OBMP-Pool, Advisory, Board Meeting Engineering Services expenses (6906.31) which were over budget by \$13,534 or 84.5%; the OBMP-Other General Meetings Engineering Services expenses (6906.32) which were over budget by \$1,129 or 18.8%; the OBMP-Data Requests-CBWM Staff Engineering Services expenses (6906.71) which were over budget by \$42,327 or 278.5%; and the Preparation of the 38<sup>th</sup>/39<sup>th</sup> Annual Reports which were over budget by \$6,835 or 68.7%.

Within the category 6907 (Optimum Basin Mgmt Program Legal Fees) are the remaining Brownstein Hyatt Farber Schreck (BHFS) Watermaster's legal expenses. Within the legal expense category, some individual line item activities were above the budget by \$17,969 while some other line item activities were below the budget by \$41,651. Above the budget line items were the Santa Ana River Water Rights expenses of \$1,265; the Santa Ana River Habitat expenses of \$620; the Prado Basin Habitat Sustainability expenses of \$9,044; and the Safe Yield Redetermination and Reset expenses of \$7,040. The individual legal projects/activities that were below budget for the Year-To-Date (YTD) period were the Archibald South Plume of \$4,080; the Chino Airport Plume of \$4,080; the Desalter/Hydraulic Control of \$4,780; the Regional Water Quality Control Board of \$2,390; the Recharge Master Plan of \$4,099; Storage Agreements of \$17,150; the SGMA Compliance of \$152; and the WM Unanticipated legal expenses of \$4,920. For the two months ended August 31, 2016, the overall cumulative (YTD) budget was \$79,900 and the actual (BHFS) legal expenses totaled \$56,218 which resulted in an under budget variance of \$23,682 or 29.6%.

The OBMP Other Expenses (6909's) were above the budget for the month. These expenses are typically conference calls, meeting expenses, supplies, annual inspection fees, and other miscellaneous type expenses. As of August 31, 2016 this category of expenses was \$25 or 1.1% above the budgeted amount of \$2,250.

The WEI Support for IEUA expenses are categorized within the category (6910's). The individual general ledger accounts are as follows: IRP Groundwater Modeling-WEI expenses (6910.10); As Needed Support for Obtaining Grant Funding of RMPU Projects expenses (6910.11); Preparation of a Compliance Demonstration for Stormwater Recharge expenses (6910.12); Ground Water Velocity Field for the San Sevine Improvement Project expenses (6910.13); Truing-Up the 2013 RMPU Estimates expenses (6910.14); and RMPU-MPI Analysis expenses (6910.20). These expenses are billed directly to IEUA on the following month once the payment has been issued to Wildermuth Environmental, Inc. per the agreement. As of August 31, 2016 this category of expenses was fully invoiced in the amount of \$56,195.38 to IEUA.

Overall, the Optimum Basin Management Program (OBMP) category was \$266,757 compared to a (YTD) budget of \$287,121 for an under budget of \$20,364 or 7.0% as of August 31, 2016.

The table listed below summarizes the Optimum Basin Management Program (OBMP) expenses as of August 31, 2016 compared to the Year-To-Date (YTD) budget. Please be advised that the "\$ Over Budget" and the "% of Budget" columns are a comparison of the (YTD) Actual to the (YTD) Budget, not the 12-month Annual Budget. The 12-month Annual Budget column is presented only to provide the data in a full and complete format. The following details are provided:

	Jul '16 - Aug '16 Actual	Jul '16 - Aug '16 Budget	\$ Over Budget	% of Budget	FY 2016/17 Annual Budget
6900 · Optimum Basin Mgmt Plan					
6901 · WMI Staff Salaries	6,702.36	8,557.00	-1,854.64	78.33%	50,114.00
6903 · OBMP SAWPA Group	18,415.00	13,500.00	4,915.00	136.41%	13,500.00
Total 6901-6903 · OBMP WMI Staff/SAWPA	25,117.36	22,057.00	3,060.36	113.88%	63,614.00
6906 · OBMP Engineering Services					
6906.1 · OBMP - Watermaster Model Update	26,116.25	29,410.00	-3,293.75	88.8%	176,460.00
6906.21 · State of the Basin Report	0.00	16,670.00	-16,670.00	0.0%	100,000.00
6906.22 · Water Rights Compliance Reporting	9,500.85	4,218.00	5,282.85	225.25%	25,308.00
6906.23 · SGMA Reporting Requirements	85.55	4,670.00	-4,584.45	1.83%	28,040.00
6906.24 · Compliance - SB88 and SWRCB	30,194.26	12,500.00	17,694.26	241.55%	75,000.00
6906.25 · Initial Assessment - Section 4.5-SYRA	0.00	35,620.00	-35,620.00	0.0%	213,740.00
6906.31 · OBMP - Pool, Advisory, Board Mtgs.	29,552.50	16,019.00	13,533.50	184.48%	96,114.00
6906.32 · OBMP - Other General Meetings	7,134.48	6,005.00	1,129.48	118.81%	36,045.00
6906.71 · OBMP - Data Requests - CBWM Staff	57,523.36	15,196.00	42,327.36	378.54%	91,156.00
6906.72 · OBMP - Data Requests - Non CBWM	3,185.90	5,228.00	-2,042.10	60.94%	31,348.00
6906.73 · OBMP - Safe Yield Recalculation	0.00	0.00	0.00	0.0%	0.00
6906.74 · OBMP - Mat'l Phy. Injury Requests	0.00	11,670.00	-11,670.00	0.0%	70,000.00
6906.75 · OBMP - Recharge Master Plan	0.00	0.00	0.00	0.0%	0.00
6906.81 · Prepare 38th/39th Annual Reports	16,782.97	9,948.00	6,834.97	168.71%	59,688.00
6906.82 · Support for Assessment Package	0.00	11,000.00	-11,000.00	0.0%	68,000.00
6906 · OBMP Engineering Services - Other	3,069.90	4,760.00	-1,690.10	64.49%	28,560.00
Total 6906 · OBMP Engineering Services	183,146.02	182,914.00	232.02	100.13%	1,097,459.00
6907 · OBMP Legal Fees					
6907.3 · WMI Legal Counsel					
6907.31 · Archibald South Plume	0.00	4,080.00	-4,080.00	0.0%	24,500.00
6907.32 · Chino Airport Plume	0.00	4,080.00	-4,080.00	0.0%	24,500.00
6907.33 · Desalter/Hydraulic Control	0.00	4,780.00	-4,780.00	0.0%	28,700.00
6907.34 · Santa Ana River Water Rights	5,485.05	4,220.00	1,265.05	129.98%	25,300.00
6907.36 · Santa Ana River Habitat	620.10	0.00	620.10	100.0%	0.00
6907.38 · Reg. Water Quality Cntrl Board	0.00	2,390.00	-2,390.00	0.0%	14,350.00
6907.39 · Recharge Master Plan	5,301.00	9,400.00	-4,099.00	56.39%	56,400.00
6907.40 · Storage Agreements	879.75	18,030.00	-17,150.25	4.88%	108,180.00
6907.41 · Prado Basin Habitat Sustainability	11,433.81	2,390.00	9,043.81	478.4%	14,350.00
6907.42 · Safe Yield Recalculation	18,469.68	11,430.00	7,039.68	161.59%	68,600.00
6907.44 · SGMA Compliance	14,028.40	14,180.00	-151.60	98.93%	85,100.00
6907.90 · WMI Legal Counsel - Unanticipated	0.00	4,920.00	-4,920.00	0.0%	29,500.00
Total 6907 · WMI Legal Counsel	56,217.79	79,900.00	-23,682.21	70.36%	479,480.00
Total 6907 · OBMP Legal Fees	56,217.79	79,900.00	-23,682.21	70.36%	479,480.00
6909 · OBMP Other Expenses					
6909.1 · OBMP Meetings	205.48	250.00	-44.52	82.19%	1,500.00
6909.3 · Other OBMP Expenses	0.00	330.00	-330.00	0.0%	2,000.00
6909.6 · OBMP Expenses - Miscellaneous	2,070.00	1,670.00	400.00	123.95%	10,000.00
Total 6909 · OBMP Other Expenses	2,275.48	2,250.00	25.48	101.13%	13,500.00
6910 · WEI Support for IEUA					
6910.10 · IRP Groundwater Modeling - WEI	0.00	0.00	0.00	0.0%	0.00
6910.11 · WEI Support-Grant Funding-RMPU	5,002.23	0.00	5,002.23	100.0%	0.00
6910.12 · WEI Support-Stormwater Recharge	0.00	0.00	0.00	0.0%	0.00
6910.13 · IEUA-San Sevaine Improvement Project	792.00	0.00	792.00	100.0%	0.00
6910.14 · Truing-Up 2013 RMPU Estimates	48,209.05	0.00	48,209.05	100.0%	0.00
6910.20 · RMPU-MPI Analysis	2,192.10	0.00	2,192.10	100.0%	0.00
6910.50 · WEI Support for IEUA-Billings	-56,195.38	0.00	-56,195.38	100.0%	0.00
Total 6910 · WEI Support for IEUA	0.00	0.00	0.00	0.0%	0.00
Total 6900 · Optimum Basin Mgmt Plan	266,756.65	287,121.00	-20,364.35	92.91%	1,654,053.00

ENGINEERING SERVICES - OBMP IMPLEMENTATION PROJECTS COSTS  
WILDERMUTH ENVIRONMENTAL, INC.

CURRENT MONTH – AUGUST 2016



As of August 31, 2016, the total (YTD) Engineering Services expenses were \$393,372 or 71.8% below the (YTD) budget amount of \$547,901. The OBMP Implementation Projects (consolidated accounts 7100's – 7700's) were all under budget as of August 31, 2016.

Wildermuth Environmental, Inc. provides Watermaster an Estimated Cost at Completion (ECAC) report each quarter. The purpose of this ECAC report is to update Watermaster on whether or not the Engineering Services budget will be above or below budget at the end of the fiscal year. If the Engineering Services budget is expected to be above budget at fiscal year-end, a Budget Amendment or Budget Transfer Form would need to be approved to ensure funding. The first quarter ECAC report (for the months July 2016-September 2016) is scheduled to be produced by Wildermuth Environmental, Inc. and distributed to Watermaster during the month of October 2016.

The table listed below summarized the Year-To-Date (YTD) Actual Wildermuth Environmental, Inc., (WEI) and other Engineering costs compared to the Year-To-Date (YTD) Budget as of August 31, 2016. Please be advised that the "\$ Over Budget" and the "% of Budget" columns are a comparison of the (YTD) Actual to the (YTD) Budget, not the 12-month Annual Budget. The 12-month Annual Budget column is presented only to provide the data in a full and complete format. The following details are provided:

	Jul '16 - Aug '16	Jul '16 - Aug '16	\$ Over Budget	% of Budget	FY 2016/17
	Actual	Budget			Annual Budget
6906 · OBMP Engineering Services - Other	3,069.90	4,760.00	-1,690.10	64.49%	28,560.00
6906.1 · OBMP - Watermaster Model Update	26,116.25	29,410.00	-3,293.75	88.8%	176,460.00
6906.21 · State of the Basin Report	0.00	16,670.00	-16,670.00	0.0%	100,000.00
6906.22 · Water Rights Compliance Reporting	9,500.85	4,218.00	5,282.85	225.25%	25,308.00
6906.23 · SGMA Reporting Requirements	85.55	4,670.00	-4,584.45	1.83%	28,040.00
6906.24 · Compliance - SB88 and SWRCB	30,194.26	12,500.00	17,694.26	241.55%	75,000.00
6906.25 · Initial Assessment - Section 4.5-SYRA	0.00	35,620.00	-35,620.00	0.0%	213,740.00
6906.31 · OBMP - Pool, Advisory, Board Mtgs.	29,552.50	16,019.00	13,533.50	184.48%	96,114.00
6906.32 · OBMP - Other General Meetings	7,134.48	6,005.00	1,129.48	118.81%	36,045.00
6906.71 · OBMP - Data Requests - CBWM Staff	57,523.36	15,196.00	42,327.36	378.54%	91,156.00
6906.72 · OBMP - Data Requests - Non CBWM	3,185.90	5,228.00	-2,042.10	60.94%	31,348.00
6906.74 · OBMP - Mat'l Physical Injury Requests	0.00	11,670.00	-11,670.00	0.0%	70,000.00
6906.81 · Prepare 38th/39th Annual Reports	16,782.97	9,948.00	6,834.97	168.71%	59,688.00
6906.82 · Support for Assessment Package	0.00	11,000.00	-11,000.00	0.0%	66,000.00
7103.3 · Grdwtr Qual-Engineering	31,230.90	30,595.00	635.90	102.08%	129,555.00
7103.5 · Grdwtr Qual-Lab Svcs	24,598.66	22,603.00	1,995.66	108.83%	39,205.00
7104.3 · Grdwtr Level-Engineering	33,999.96	32,111.00	1,888.96	105.88%	192,667.00
7104.8 · Grdwtr Level-Contracted Services	0.00	1,670.00	-1,670.00	0.0%	10,000.00
7104.9 · Grdwtr Level-Capital Equipment	0.00	1,170.00	-1,170.00	0.0%	7,000.00
7107.2 · Grd Level-Engineering	7,470.09	8,760.00	-1,289.91	85.28%	52,540.00
7107.3 · Grd Level-SAR Imagery	0.00	0.00	0.00	0.0%	85,000.00
7107.6 · Grd Level-Contract Svcs	0.00	16,697.00	-16,697.00	0.0%	100,197.00
7107.8 · Grd Level-Capital Equipment	0.00	580.00	-580.00	0.0%	3,500.00
7108.3 · Hydraulic Control-Engineering	10,048.21	9,601.00	447.21	104.66%	57,607.00
7108.31 · Hydraulic Control-PBHSP	37,194.02	58,216.00	-21,021.98	63.89%	288,936.00
7108.32 · Hydraulic Control-Adaptive Mgmt Plan	0.00	50,000.00	-50,000.00	0.0%	50,000.00
7108.4 · Hydraulic Control-Lab Svcs	2,032.00	4,181.00	-2,149.00	48.6%	25,081.00
7108.41 · Hydraulic Control-PBHSP	0.00	8,206.00	-8,206.00	0.0%	49,216.00
7108.6 · Hydraulic Control-Outside Professionals	0.00	10,830.00	-10,830.00	0.0%	65,000.00
7109.3 · Recharge & Well - Engineering	2,171.10	3,888.00	-1,716.90	0.0%	23,318.00
7202.2 · Comp Recharge-Engineering Services	25,087.55	26,836.00	-1,748.45	93.49%	161,016.00
7303 · PE3&5-Engineering - Other	0.00	1,580.00	-1,580.00	0.0%	9,480.00
7402 · PE4-Engineering	24,930.30	20,532.00	4,398.30	121.42%	88,212.00
7402.10 · PE4-MZ1 Pomona Project	38,557.77	274,934.00	-236,376.23	14.02%	362,104.00
7403 · PE4-Contract Svcs	0.00	10,000.00	-10,000.00	0.0%	60,000.00
7502 · PE6&7-Engineering	1,405.20	7,240.00	-5,834.80	19.41%	43,440.00
7602 · PE8&9-Engineering	1,579.22	11,146.00	-9,566.78	14.17%	66,896.00
<b>Total Engineering Services Costs</b>	<b>423,451.00</b>	<b>794,290.00</b>	<b>-370,839.00</b>	<b>53.31%</b>	<b>3,067,429.00</b> *

\* Wildermuth and Subcontractor Engineering Budget of \$2,740,852 plus Carryover Funds from FY 2015/16 of \$326,577 = \$3,067,429  
Carryover Funds from FY 2015/16 of \$326,577 = \$12,072 (7108.31); \$50,000 (7108.32); \$7,000 (7402); and \$257,505 (7402.10)

#### PREVIOUSLY REPORTED ACTIONS (Descending Order)

July 2016:

The approved "Original" Engineering Services budget of \$2,740,852 was increased by "Carry Over" funding in the amount of \$326,577 to the "Amended" amount of \$3,067,429 for FY 2016/17 as provided in the Engineering Services Task Order. All of the "Carry Over" funding is for projects or activities that have bridged previous fiscal years and are expected to be completed in the FY 2016/17 timeframe or future years. The Carry-Over amount of \$326,577 from FY 2015/16 to the FY 2016/17 budget are provided in detail as follows:

1. The ongoing Adaptive Management Plan for the Prado Basin Habitat Sustainability Program in connection with the vegetation monitoring database in HydroDaVE (account 7108.31 in the amount of \$12,072). This work was originally scoped for FY 2015/16 but was not performed because the Adaptive Management Plan was not finalized and adopted by Watermaster in FY 2015/16.
2. Preparation of the Final PBHSP Adaptive Management Plan and the 2016 PBHSP Annual Report (account 7108.32 in the amount of \$50,000). The Adaptive Management Plan for the PBHSP was not finalized during FY 2015/16 and as a result, the initial Annual Report was not completed. The scope for preparing the 2016 Annual Report in FY 2016/17 was based on the assumption that the initial 2015 Annual Report of the PBHSP would have already been completed.
3. The finalization of the 2015 Annual Report of the Ground-Level Monitoring Committee (account 7402 in the amount of \$7,000). The Annual Report has been delayed primarily because the InSAR and ground-level survey data were delivered in March, which delayed the report and completion. The report will be finalized in FY 2016/17.
4. Three separate subtasks for the effort to develop a Subsistence Management Plan for the Northwest MZ-1 Area which is a 5-6 year effort (account 7402.1 in the amount of \$257,505) which will be performed in sequential phases. Some of the early phases of the work have been delayed for various reasons (e.g. delays in initiation of the monitoring program because of difficulties in coordination with well owners). These delays push some of the work that was expected to be completed in FY 2015/16 to FY 2016/17, including subtasks associated with setup and initiation of the monitoring program, siting of extensometers, modeling, and reporting.

The breakdown of the total Task Order amount of \$2,740,852 includes direct labor costs for Wildermuth Environmental, Inc. (82.6%) along with other direct charges such as equipment rental, laboratory fees, travel costs, reproduction costs, and outside professional services (17.4%).

#### PRADO BASIN HABITAT SUSTAINABILITY PROGRAM

The Prado Basin Habitat Sustainability Program came about as a result of the Peace II Agreement SEIR mitigation measure 4.4-3 and was adopted by IEUA's Board in October, 2010. The purpose of the mitigation measure is to ensure that the Prado Basin riparian habitat will not be impacted by Hydraulic Control. The basic program tasks are to convene a committee that will develop this adaptive management plan, to install necessary monitoring wells, to complete vegetation and aerial surveys, and to implement photo station monitoring. In terms of the financial aspects of this program, there is a cost sharing agreement, which was approved by the Watermaster Board in September, 2012 for a total budget of \$440,000. The cost sharing agreement between IEUA and Watermaster was increased from \$220,000 to \$300,000 effective August 22, 2013 with the approval of the Watermaster Board. The increase from \$220,000 to \$300,000 was to reflect a change in the consultant preparing the Adaptive Management Plan. On August 25, 2016, the cost sharing agreement between IEUA and Watermaster was increased from \$300,000 to \$385,000 ( $\$770,000 \times 50\% = \$385,000$ ) with the approval of the Watermaster Board. A number of issues associated with the drilling of the monitoring wells (unavailable locations requiring negotiation of new easements, nesting season limitations, etc.), increased the cost of the construction of the 16 wells. The majority of the additional costs were due to extended construction management, additional easement fees, and environmental reporting for the pre- and during construction time period. The associated increase in cost was \$170,000, changing the total amount from \$600,000 to \$770,000.

This is a 50/50 cost sharing agreement between Watermaster and IEUA with a not to exceed amount of \$385,000 for each party. Included in that cost is hiring a consultant to develop the adaptive management plan, WEI performing the project management tasks related to the monitoring well installation, hiring a contractor to construct and install up to seventeen monitoring wells at nine separate sites, and United States Bureau of Reclamation performing vegetation monitoring every three years. Grants have been applied for to offset the cost of this program; however, the Grants were not approved.

The process of invoicing IEUA for their 50% portion of the (WEI) invoices will be completed by Watermaster staff at the end of every quarter. The information listed below is provided for the period of May 1, 2012 through August 31, 2016:

	Wildermuth Environmental, Inc.	50% Billing "TO" IEUA	50% Billing "FROM" IEUA	Costs For Watermaster	Watermaster Staff "Hours"	Watermaster Staff "Costs"
May 2012 - Jun. 2012	\$ 11,143.75	\$ (5,571.88)	\$ -	\$ 5,571.88	4.00	\$ 411.38
Jul. 2012 - Jun. 2013	\$ 120,945.28	\$ (60,472.64)	\$ 6,275.92	\$ 66,748.56	73.00	\$ 7,837.27
Jul. 2013 - Jun. 2014	\$ 21,722.09	\$ (10,861.05)	\$ 474.09	\$ 11,335.14	56.00	\$ 5,719.30
Jul. 2014 - Jun. 2015	\$ 198,138.44	\$ (99,069.22)	\$ -	\$ 99,069.22	9.00	\$ 1,141.63
Jul. 2015 - Jun. 2016	\$ 4,428.00	\$ (2,214.00)	\$ -	\$ 2,214.00	30.00	\$ 3,587.65
Jul. 2016 - Aug. 2016	\$ -	\$ -	\$ -	\$ -	8.00	\$ 1,598.76
<b>Totals</b>	<b>\$ 356,377.56</b>	<b>\$ (178,188.78)</b>	<b>\$ 6,750.01</b>	<b>\$ 184,938.79</b>	<b>180.00</b>	<b>\$ 20,295.99</b>
	7108.7	7108.71, 7108.72	7108.75			7108.11

#### OTHER INCOME AND EXPENSE

There were no other significant items to report within the category of Other Income and Expenses for the month ending August 31, 2016.

#### PREVIOUSLY REPORTED ACTIONS (Descending Order)

July 2016:

Per section VI.D.3 of the Groundwater Storage Program Funding Agreement No. 49960 in the Chino Basin with The Metropolitan Water District of Southern California, the FY 2016/17 annual administrative fee invoice was issued on August 31, 2016 in the amount of \$159,631.04 under invoice number DYY 16-01.

#### "CARRY OVER" FUNDING

#### BACKGROUND OF "CARRY OVER" FUNDING

Once the FY 2015/16 period as of June 30, 2016 was closed, the amount of unfinished capital projects and related engineering costs was calculated and the "Carry Over" funding amount was added to the current FY 2016/17 budget. The Total "Carry Over" funding amount of \$2,630,337.45 was posted to the accounts as of July 1, 2016. The total amount of \$2,630,337.45 consisted of \$2,264,522.96 from Capital Improvement Projects; \$326,577.00 from Engineering Services; \$29,285.99 from the Chino Hills ASR Project; and \$9,951.50 from the Administration budget for completion of the Annual Reports.

#### CURRENT MONTH – AUGUST 2016

As of August 31, 2016, the total (YTD) amount remaining of the "Carried Over" funding is \$2,567,298.70 (\$2,630,337.45 - \$63,038.75 = \$2,567,298.70). The following details are provided:

"Carried Over" Expenses At June 30, 2016

			<u>GL Account</u>		
Printing - Annual Report	\$ 5,000.00	A	6045	FY 2015/16	ADM
Rauch Communication Consultants - Annual Report	\$ 4,951.50	B	6061.3	FY 2015/16	ADM
Chino Hills ASR Project	\$ 29,285.99	C	7107.62	FY 2013/14	ASR
Hydraulic Control Engineering - PBHSP	\$ 12,072.00	D	7108.31 <sup>1</sup>	FY 2015/16	ENG
Hydraulic Control Monitoring - Adaptive Mgmt Plan	\$ 50,000.00	E	7108.32 <sup>2</sup>	FY 2015/16	ENG
PE4 - Engineering Services	\$ 7,000.00	F	7402 <sup>3</sup>	FY 2015/16	ENG
PE4 - Northwest MZ-1 Area Project	\$ 257,505.00	G	7402.1 <sup>4</sup>	FY 2015/16	ENG
Jurupa Pumping Station (TO #5)	\$ 37,981.33	H	7209.1 <sup>5</sup>	FY 2013/14	PROJ
Wineville Basin Proof of Concept (TO #6)	\$ 35,397.53	I	7209.2 <sup>5</sup>	FY 2013/14	PROJ
Hickory Basin Recharge Improvement Project	\$ 3,877.00	J	7690.3 <sup>5</sup>	FY 2013/14	PROJ
RMPU Amendment (TO #1)	\$ 467,269.61	K	7690.15	FY 2015/16	PROJ
San Sevaine Recharge Improvement Project (TO #8)	\$ 58,683.31	L	7690.4	FY 2013/14	PROJ
San Sevaine Recharge Improvement Project (TO #8)	\$ 175,000.00	L	7690.4	FY 2014/15	PROJ
San Sevaine Recharge Improvement Project (TO #8)	\$ 1,126,900.00	L	7690.4	FY 2015/16	PROJ
CB20 Turnout Noise Abatement Project	\$ 859.80	M	7690.5 <sup>5</sup>	FY 2013/14	PROJ
GWR SCADA Upgrades (TO #4)	\$ 279,343.47	N	7690.61	FY 2014/15	PROJ
GWR SCADA Upgrades (TO #4)	\$ 38,675.00	N	7690.61	FY 2015/16	PROJ
Upper Santa Ana River HCP (TO #7)	\$ 32,836.88	O	7690.7	FY 2014/15	PROJ
Upper Santa Ana River HCP (TO #7)	\$ 5,000.00	O	7690.7	FY 2015/16	PROJ
Lower Day Basin RMPU (TO #2)	\$ 2,699.03	P	7690.8	FY 2014/15	PROJ
<b>Total Balance, June 30, 2016</b>	<b>\$ 2,630,337.45</b>				

"Carried Over" Balance, July 1, 2016

\$ 2,630,337.45

Less: (Invoices Received To Date FY 2016/17)

Printing - Annual Report	\$ (5,000.00)	A	6045	FY 2015/16	ADM
Rauch Communication Consultants - Annual Report	\$ (408.75)	B	6061.3	FY 2015/16	ADM
Hydraulic Control Engineering - PBHSP	\$ (12,072.00)	D	7108.31 <sup>1</sup>	FY 2015/16	ENG
PE4 - Engineering Services	\$ (7,000.00)	F	7402 <sup>3</sup>	FY 2015/16	ENG
PE4 - Northwest MZ-1 Area Project	\$ (38,558.00)	G	7402.1 <sup>4</sup>	FY 2015/16	ENG
<b>Updated Balance as of August 31, 2016</b>	<b>\$ 2,567,298.70</b>				

<sup>1</sup> Preparation of a vegetation monitoring database in HydroDaVE pursuant to the Adaptive Management Plan for the PBHSP

<sup>2</sup> Preparation of the Final PBHSP Adaptive Management Plan and the 2016 PBHSP Annual Report

<sup>3</sup> Finalization of the 2015 Annual Report of the Ground-Level Monitoring Committee

<sup>4</sup> Carryover budget for three separate subtasks to develop a Subsidence Management Plan for the Northwest MZ-1 Area

<sup>5</sup> Project completed and funds are available for reallocation to another project, distribution to Appropriate Pool, or maintain as extra funding

ANNUAL REPORTS:

Unspent funds of \$9,951.50 related to the ongoing Annual Reports for development, production, and printing from the Administrative budget from FY 2015/16 from two accounts were "Carried Over" into the current FY 2016/17 budget. These funds were from the Printing-Annual Report [A] in the amount of \$5,000 in account (6045); and Rauch Communication Consultants-Annual Report [B] in the amount of \$4,951.50 in account (6061.3).

CHINO HILLS ASR:

The ongoing Chino Hills ASR Project [C] continues into FY 2016/17 and previous years funding of \$29,285.99 has been carried over into account (7107.62).

ENGINEERING SERVICES:

Unspent funds related to ongoing projects and associated activities from the Engineering Services budget from FY 2015/16 in several accounts totaling \$326,577 were "Carried Over" into the current FY 2016/17 budget. These funds were from the Hydraulic Control Monitoring-Engineering-PBHSP [D] in the amount of \$12,072 in account (7108.31); Hydraulic Control Monitoring-Adaptive Management Plan [E] in the amount of \$50,000 in account (7108.32); PE4-Engineering Services [F] in the amount of \$7,000 in account (7402); and PE4-Northwest MZ-1 Area Project [G] in the amount of \$257,505 in account (7402.10).

#### COMPLETED PROJECTS WITH FUNDING AVAILABLE:

Several projects were completed during FY 2014/15 and have remaining funds available to be either (1) transferred to other project(s) that need additional funding, (2) keep amounts on reserve for future Capital Improvement Projects, or (3) refunded back to the Appropriative Pool when the Assessment package is invoiced. The funding amounts available are as follows: Jurupa Pumping Station [H] in the amount of \$37,981.33 (account 7209.1); Wineville Basin Proof of Concept [I] in the amount of \$35,397.53 (account 7209.2); and Hickory Basin Recharge Improvement Project [J] in the amount of \$3,877.00 (account 7690.3). One project was completed during FY 2015/16 and has funds available. This project is the CB20 Turnout Noise Abatement Project [M] in the amount of \$859.80 (account 7690.5). The total amount available is \$78,115.66 ( $\$37,981.33 + \$35,397.53 + \$3,877.00 + \$859.80 = \$78,115.66$ ).

#### ONGOING RECHARGE IMPROVEMENT PROJECTS:

The RMPU Amendment-Task Order #1 [K] has a remaining budget from FY 2015/16 of \$467,269.61 in account (7690.15); the San Sevaire Recharge Improvement Project-Task Order #8 [L] has a remaining funded budget balance of \$1,360,583.31 in account (7690.4); the CB 20 Turnout project has a remaining funded budget balance of \$80,000 in account (7690.5); the GWR SCADA Upgrades-Task Order #4 [N] has a remaining funded budget balance of \$318,018.47 in account (7690.61); the Upper Santa Ana River HCP-Task Order #7 [O] has a remaining funded balance of \$37,836.88 in account (7690.7); and the Lower Day Basin RMPU-Task Order #2 [P] has a remaining funded budget balance of \$2,699.03 in account (7690.8). The total funded budget for these combined projects is \$1,609,700.

As invoices are received from the vendors and booked against these items listed above, the "Carried Over" balance will be reduced throughout the current fiscal year. At June 30, 2017, any remaining balances of the FY 2016/17 and prior years funding (if any), along with any new FY 2016/17 expenses, will then be "Carried Over" into the FY 2017/18 budget.

#### AUDIT FIELD WORK

##### FY 2015/16:

Auditors from the audit firm of Fedak & Brown, LLP were onsite at the Watermaster offices on March 28, 2016. This was the start of the interim field work for the period of July 1, 2015 through January 31, 2016. The final field work for the period of February 1, 2016 through June 30, 2016 was completed during August 16, 2016 and August 17, 2016. It is anticipated that the Annual Financial and Audit Reports will be presented to the Watermaster Board at the November 17, 2016 Board meeting. The Annual Financial and Audit Reports for FY 2015/16 are projected to be posted to the Watermaster website no later than December 23, 2016.

##### FY 2016/17:

The start of the interim field work for the period of July 1, 2016 through January 31, 2017 is planned for March 2017. The final field work for the period of February 1, 2017 through June 30, 2017 is planned for August 2017, with the Annual Financial and Audit Reports presented to the Watermaster Board at the November 16, 2017 Board meeting. The Annual Financial and Audit Reports for FY 2016/17 is anticipated to be posted to the Watermaster website no later than December 22, 2017.

#### ASSESSMENT INVOICING

CURRENT MONTH – AUGUST 2016

No Assessment activity for the month to report.

ATTACHMENTS

1. Financial Report - B5

CHINO BASIN WATERMASTER  
Budget vs. Actual  
Current Month, Year-To-Date and Fiscal Year-End

	1/12th (8.33%) of the Total Budget				2/12th (16.67%) of the Total Budget				100% of the Total Budget			
	For The Month of August 2016				Year-To-Date as of August 31, 2016				Fiscal Year End as of June 30, 2017			
	Actual	Budget	\$ Over(Under)	% of Budget	Actual	Budget	\$ Over(Under)	% of Budget	Projected	Budget	\$ Over(Under)	% of Budget
<b>Income</b>												
4010 · Local Agency Subsidies	0.00	0.00	0.00	0.0%	159,631.04	158,923.00	708.04	100.45%	158,923.00	158,923.00	0.00	100.0%
4110 · Admin Asmnts-Approp Pool	0.00	0.00	0.00	0.0%	0.00	0.00	0.00	0.0%	10,002,660.00	10,002,660.00	0.00	100.0%
4120 · Admin Asmnts-Non-Agri Pool	0.00	0.00	0.00	0.0%	0.00	0.00	0.00	0.0%	311,996.00	311,996.00	0.00	100.0%
4700 · Non Operating Revenues	0.00	0.00	0.00	0.0%	0.00	0.00	0.00	0.0%	19,890.00	19,890.00	0.00	100.0%
4900 · Miscellaneous Income	0.00	0.00	0.00	0.0%	0.00	0.00	0.00	0.0%	0.00	0.00	0.00	0.0%
<b>Total Income</b>	<b>0.00</b>	<b>0.00</b>	<b>0.00</b>	<b>0.0%</b>	<b>159,631.04</b>	<b>158,923.00</b>	<b>708.04</b>	<b>100.45%</b>	<b>10,493,469.00</b>	<b>10,493,469.00</b>	<b>0.00</b>	<b>100.0%</b>
<b>Gross Profit</b>	<b>0.00</b>	<b>0.00</b>	<b>0.00</b>	<b>0.0%</b>	<b>159,631.04</b>	<b>158,923.00</b>	<b>708.04</b>	<b>100.45%</b>	<b>10,493,469.00</b>	<b>10,493,469.00</b>	<b>0.00</b>	<b>100.0%</b>
<b>Expense</b>												
6010 · Admin. Salary/Benefit Costs	88,131.47	85,431.00	2,700.47	103.16%	163,128.05	163,438.00	-309.95	99.81%	971,056.00	971,056.00	0.00	100.0%
6020 · Office Building Expense	8,586.10	8,575.00	11.10	100.13%	16,641.79	18,582.00	-1,940.21	89.56%	111,356.00	111,356.00	0.00	100.0%
6030 · Office Supplies & Equip.	2,961.14	2,420.00	541.14	122.36%	3,827.32	4,840.00	-1,012.68	79.08%	30,040.00	30,040.00	0.00	100.0%
6040 · Postage & Printing Costs	7,923.29	7,136.00	787.29	111.03%	12,705.13	16,777.00	-4,071.87	75.73%	61,852.00	61,852.00	0.00	100.0%
6050 · Information Services	9,775.60	9,841.00	-65.40	99.34%	22,868.55	23,432.00	-563.45	97.6%	141,092.00	141,092.00	0.00	100.0%
6060 · Contract Services	3,528.75	6,000.00	-2,471.25	58.81%	4,728.75	13,951.50	-9,222.75	33.89%	30,951.50	30,951.50	0.00	100.0%
6070 · Watermaster Legal Services	32,303.77	20,809.00	11,494.77	155.24%	75,225.64	41,614.00	33,611.64	180.77%	200,713.00	200,713.00	0.00	100.0%
6080 · Insurance	0.00	0.00	0.00	0.0%	26,253.22	31,962.00	-5,708.78	82.14%	31,962.00	31,962.00	0.00	100.0%
6110 · Dues and Subscriptions	0.00	125.00	-125.00	0.0%	8,587.61	8,757.00	-169.39	98.07%	21,054.00	21,054.00	0.00	100.0%
6140 · WM Admin Expenses	87.44	100.00	-12.56	87.44%	87.44	300.00	-212.56	29.15%	2,500.00	2,500.00	0.00	100.0%
6150 · Field Supplies	99.34	150.00	-50.66	66.23%	99.34	150.00	-50.66	66.23%	1,450.00	1,450.00	0.00	100.0%
6170 · Travel & Transportation	1,372.69	1,675.00	-302.31	81.95%	2,503.92	4,375.00	-1,871.08	57.23%	24,870.00	24,870.00	0.00	100.0%
6190 · Training, Conferences, Seminars	2,362.00	3,050.00	-688.00	77.44%	3,863.59	6,100.00	-2,236.41	63.34%	36,600.00	36,600.00	0.00	100.0%
6200 · Advisory Comm - WM Board	4,879.80	3,828.00	1,051.80	127.48%	7,372.38	7,485.00	-112.62	98.5%	42,819.00	42,819.00	0.00	100.0%
6300 · Watermaster Board Expenses	12,055.33	14,122.00	-2,066.67	85.37%	19,971.00	27,969.00	-7,998.00	71.4%	159,234.00	159,234.00	0.00	100.0%
8300 · Appr PI-WM & Pool Admin	10,080.81	9,606.00	474.81	104.94%	13,192.25	18,963.00	-5,770.75	69.57%	110,765.00	110,765.00	0.00	100.0%
8400 · Agri Pool-WM & Pool Admin	4,923.11	5,287.00	-363.89	93.12%	7,158.64	10,359.00	-3,200.36	69.11%	59,176.00	59,176.00	0.00	100.0%
8467 · Ag Legal & Technical Services	14,247.50	17,083.00	-2,835.50	83.4%	23,322.50	34,170.00	-10,847.50	68.25%	205,000.00	205,000.00	0.00	100.0%
8470 · Ag Meeting Attend -Special	2,000.00	1,850.00	150.00	108.11%	3,400.00	3,700.00	-300.00	91.89%	22,200.00	22,200.00	0.00	100.0%
8471 · Ag Pool Expense	0.00	0.00	0.00	0.0%	0.00	0.00	0.00	0.0%	65,000.00	65,000.00	0.00	100.0%
8485 · Ag Pool - Misc. Exp. - Ag Fund	0.00	0.00	0.00	0.0%	0.00	0.00	0.00	0.0%	400.00	400.00	0.00	100.0%
8500 · Non-Ag PI-WM & Pool Admin	3,534.52	9,235.00	-5,700.48	38.27%	11,645.41	18,331.00	-6,685.59	63.53%	107,152.00	107,152.00	0.00	100.0%
9400 · Depreciation Expense	0.00	0.00	0.00	0.0%	0.00	0.00	0.00	0.0%	0.00	0.00	0.00	0.0%
9500 · Allocated G&A Expenditures	-16,053.05	-31,542.00	15,488.95	50.89%	-31,687.55	-63,085.00	31,397.45	50.23%	-378,505.00	-378,505.00	0.00	100.0%
6900 · Optimum Basin Mgmt Plan	132,355.75	137,125.00	-4,769.25	96.52%	266,756.65	287,121.00	-20,364.35	92.91%	1,654,053.00	1,654,053.00	0.00	100.0%
6950 · Mutual Agency Projects	0.00	0.00	0.00	0.0%	0.00	0.00	0.00	0.0%	0.00	0.00	0.00	0.0%
9501 · G&A Expenses Allocated-OBMP	2,135.21	6,122.00	-3,986.79	34.88%	4,047.98	12,246.00	-8,198.02	33.06%	73,466.00	73,466.00	0.00	100.0%
7101 · Production Monitoring	3,097.61	7,040.00	-3,942.39	44.0%	9,320.73	13,691.00	-4,370.27	68.08%	81,372.00	81,372.00	0.00	100.0%
7102 · In-line Meter Installation	72.78	5,654.00	-5,581.22	1.29%	764.23	11,235.00	-10,470.77	6.8%	67,264.00	67,264.00	0.00	100.0%
7103 · Grdwtr Quality Monitoring	47,317.70	34,164.00	13,153.70	138.5%	68,899.58	68,943.00	-43.42	99.94%	262,397.00	262,397.00	0.00	100.0%
7104 · Gdwtr Level Monitoring	27,500.02	21,724.00	5,776.02	126.59%	42,904.15	43,167.00	-262.85	99.39%	258,416.00	258,416.00	0.00	100.0%
7105 · Sur Wtr Qual Monitoring	0.00	0.00	0.00	0.0%	0.00	0.00	0.00	0.0%	0.00	0.00	0.00	0.0%
7107 · Ground Level Monitoring	32,165.54	13,020.00	19,145.54	247.05%	36,756.08	55,322.99	-18,566.91	66.44%	270,522.99	270,522.99	0.00	100.0%



CHINO BASIN WATERMASTER  
Budget vs. Actual  
Current Month, Year-To-Date and Fiscal Year-End

	1/12th (8.33%) of the Total Budget				2/12th (16.67%) of the Total Budget				100% of the Total Budget			
	For The Month of August 2016				Year-To-Date as of August 31, 2016				Fiscal Year End as of June 30, 2017			
	Actual	Budget	\$ Over(Under)	% of Budget	Actual	Budget	\$ Over(Under)	% of Budget	Projected	Budget	\$ Over(Under)	% of Budget
7108 · Hydraulic Control Monitoring	46,789.22	40,285.00	6,504.22	116.15%	50,872.99	142,572.00	-91,699.01	35.68%	544,931.00	544,931.00	0.00	100.0%
7109 · Recharge & Well Monitoring Prog	2,171.10	1,943.00	228.10	111.74%	2,171.10	3,888.00	-1,716.90	55.84%	23,318.00	23,318.00	0.00	100.0%
7200 · PE2- Comp Recharge Pgm	13,465.53	19,573.00	-6,107.47	68.8%	277,740.32	355,532.86	-77,792.54	78.12%	1,277,384.86	1,277,384.86	0.00	100.0%
7300 · PE3&5-Water Supply/Desalte	0.00	2,743.00	-2,743.00	0.0%	0.00	5,372.00	-5,372.00	0.0%	31,972.00	31,972.00	0.00	100.0%
7400 · PE4- Mgmt Plan	41,030.44	21,527.00	19,503.44	190.6%	63,488.07	307,481.00	-243,992.93	20.65%	522,241.00	522,241.00	0.00	100.0%
7500 · PE6&7-CoopEfforts/SaltMgmt	0.00	4,458.00	-4,458.00	0.0%	1,405.20	8,843.00	-7,437.80	15.89%	52,912.00	52,912.00	0.00	100.0%
7600 · PE8&9-StorageMgmt/Conj Use	1,579.22	9,681.00	-8,101.78	16.31%	1,579.22	19,006.00	-17,426.78	8.31%	113,336.00	113,336.00	0.00	100.0%
7690 · Recharge Improvement Debt Pymt	0.00	0.00	0.00	0.0%	465,200.00	2,770,344.10	-2,305,144.10	16.79%	5,525,944.10	5,525,944.10	0.00	100.0%
7700 · Inactive Well Protection Prgm	0.00	42.00	-42.00	0.0%	0.00	80.00	-80.00	0.0%	500.00	500.00	0.00	100.0%
9502 · G&A Expenses Allocated-Projects	13,917.84	25,420.00	-11,502.16	54.75%	27,639.57	50,839.00	-23,199.43	54.37%	305,039.00	305,039.00	0.00	100.0%
<b>Total Expense</b>	<b>556,397.57</b>	<b>525,302.00</b>	<b>31,095.57</b>	<b>105.92%</b>	<b>1,714,440.85</b>	<b>4,547,854.45</b>	<b>-2,833,413.60</b>	<b>37.7%</b>	<b>13,123,806.45</b>	<b>13,123,806.45</b>	<b>0.00</b>	<b>100.0%</b>
<b>Net Ordinary Income</b>	<b>-556,397.57</b>	<b>-525,302.00</b>	<b>-31,095.57</b>	<b>105.92%</b>	<b>-1,554,809.81</b>	<b>-4,388,931.45</b>	<b>2,834,121.64</b>	<b>35.43%</b>	<b>-2,630,337.45</b>	<b>-2,630,337.45</b>	<b>0.00</b>	<b>100.0%</b>
<b>Other Income</b>												
4210 · Approp Pool-Replenishment	14,358.88	0.00	14,358.88	100.0%	80,950.62	0.00	80,950.62	100.0%	0.00	0.00	0.00	0.0%
4220 · Non-Ag Pool-Replenishment	0.00	0.00	0.00	0.0%	0.00	0.00	0.00	0.0%	0.00	0.00	0.00	0.0%
4225 · Interest Income	0.00	0.00	0.00	0.0%	0.00	0.00	0.00	0.0%	6,500.00	0.00	6,500.00	100.0%
4226 · LAIF Fair Market Value	0.00	0.00	0.00	0.0%	0.00	0.00	0.00	0.0%	0.00	0.00	0.00	0.0%
4600 · Groundwater Sales	0.00	0.00	0.00	0.0%	0.00	0.00	0.00	0.0%	0.00	0.00	0.00	0.0%
<b>Total Other Income</b>	<b>14,358.88</b>	<b>0.00</b>	<b>14,358.88</b>	<b>100.0%</b>	<b>80,950.62</b>	<b>0.00</b>	<b>80,950.62</b>	<b>100.0%</b>	<b>6,500.00</b>	<b>0.00</b>	<b>6,500.00</b>	<b>100.0%</b>
<b>Other Expense</b>												
5010 · Groundwater Replenishment	0.00	0.00	0.00	0.0%	0.00	0.00	0.00	0.0%	0.00	0.00	0.00	0.0%
5100 · Other Water Purchases	0.00	0.00	0.00	0.0%	0.00	0.00	0.00	0.0%	0.00	0.00	0.00	0.0%
9200 · Interest Expense	0.00	0.00	0.00	0.0%	0.00	0.00	0.00	0.0%	0.00	0.00	0.00	0.0%
9251 · Other Post Employment Benefits	0.00	0.00	0.00	0.0%	0.00	0.00	0.00	0.0%	0.00	0.00	0.00	0.0%
9996 · Refund-Excess Reserves-Approp.	0.00	0.00	0.00	0.0%	0.00	0.00	0.00	0.0%	0.00	0.00	0.00	0.0%
9997 · Refund-Excess Reserves-NonAg	0.00	0.00	0.00	0.0%	0.00	0.00	0.00	0.0%	0.00	0.00	0.00	0.0%
9998 · Refund-Recharge Debt-Approp.	0.00	0.00	0.00	0.0%	0.00	0.00	0.00	0.0%	0.00	0.00	0.00	0.0%
9999 · To/(From) Reserves	0.00	0.00	0.00	0.0%	0.00	0.00	0.00	0.0%	0.00	0.00	0.00	0.0%
<b>Total Other Expense</b>	<b>0.00</b>	<b>0.00</b>	<b>0.00</b>	<b>0.0%</b>	<b>0.00</b>	<b>0.00</b>	<b>0.00</b>	<b>0.0%</b>	<b>0.00</b>	<b>0.00</b>	<b>0.00</b>	<b>0.0%</b>
<b>Net Other Income</b>	<b>14,358.88</b>	<b>0.00</b>	<b>14,358.88</b>	<b>100.0%</b>	<b>80,950.62</b>	<b>0.00</b>	<b>80,950.62</b>	<b>100.0%</b>	<b>6,500.00</b>	<b>0.00</b>	<b>6,500.00</b>	<b>100.0%</b>
<b>Net Income</b>	<b>-542,038.69</b>	<b>-525,302.00</b>	<b>-16,736.69</b>	<b>103.19%</b>	<b>-1,473,859.19</b>	<b>-4,388,931.45</b>	<b>2,915,072.26</b>	<b>33.58%</b>	<b>-2,623,837.45</b>	<b>-2,630,337.45</b>	<b>6,500.00</b>	<b>99.75%</b>

Note: Please see the staff report (Financial Report-B5) for additional detailed information on the account categories.



# **CHINO BASIN WATERMASTER**

## **I. CONSENT CALENDAR**

### **C. EXHIBIT "G" PHYSICAL SOLUTION TRANSFER RATE SUBSTITUTION**



# CHINO BASIN WATERMASTER

9641 San Bernardino Road, Rancho Cucamonga, Ca 91730  
Tel: 909.484.3888 Fax: 909.484.3890 www.cbwm.org

PETER KAVOUNAS, P.E.  
General Manager

## STAFF REPORT

DATE: October 27, 2016  
TO: Board Members  
SUBJECT: Exhibit "G" Physical Solution Transfer Rate Substitution

### SUMMARY

Issue: There is no identified Physical Solution Transfer rate for Fiscal Year 2016-17.

Recommendation: Approve the proposed Fiscal Year 2016-17 substitute Physical Solution Transfer rate, and approve Watermaster legal counsel's filing of motion for Court approval of the same.

Financial Impact: None

### Future Consideration

Watermaster Board: October 27, 2016 Approval [with advice and assistance from Pools and Advisory Committee]

### ACTIONS:

October 13, 2016: Appropriate Pool – Approved by majority vote; no votes by Monte Vista Water District and Monte Vista Irrigation Company.

October 13, 2016: Non-Agricultural Pool – Voted unanimously to recommend Advisory Committee approval of the proposed rate and approval of Watermaster legal counsel filing motion with the Court; and authorize Pool's legal counsel to sign the stipulation; and to direct the Pool representatives to support at the Advisory Committee and Watermaster Board meetings subject to changes which they deem appropriate.

October 13, 2016: Agricultural Pool – No action required; information only.

October 20, 2016 – Advisory Committee – Approved by majority vote; no vote by Monte Vista Water District.

October 27, 2016 – Watermaster Board –

## BACKGROUND

Paragraph 9 of Exhibit "G" to the Restated Judgment, entitled "Physical Solution Transfers," provides mechanisms pursuant to which, during the term of the Peace Agreement, the members of the Overlying (Non-Agricultural) Pool have the right to transfer or lease their quantified Production rights and carry-over water held in storage accounts. Pursuant to the procedures outlined in Paragraph 9, Paragraph 9(d) of Exhibit "G" specifies that the payment for water purchased for transfer to Watermaster, and thence to the members of the Appropriative Pool, will be 92% of the then-prevailing "[Metropolitan Water District of Southern California] Replenishment Rate."

According to Watermaster's past practice, the MWD Replenishment Rate utilized would be that applicable for the calendar year in which Watermaster's purchase takes place. As applied to transfers in Fiscal Year 2016-17, as payment would be made by June 30, 2017, if MWD had a Replenishment Rate in effect for 2017, that rate would be utilized. MWD ceased publishing a Replenishment Rate in 2013 and it is not presently known when and how MWD may reinstate a replenishment program. Accordingly, Watermaster and the parties to the Restated Judgment are without a rate from which to calculate the Physical Solution Transfers in Fiscal Year 2016-17. This has been the case since Fiscal Year 2012-13, during which the Watermaster Court approved a requested one-year rate substitution.

## DISCUSSION

The members of the Overlying (Non-Agricultural) and Appropriative Pools considered the use of a multi-year substitute rate for the Fiscal Years 2016-17 through Year 2018-19 as follows:

	FY 2016/17	FY 2017/18	FY 2018/19
Proposed Substitute Rate	\$570	\$595	\$635

Following discussion and action by both the Appropriative and Non-Agricultural Pools at its October 13, 2016 meetings, the option approved was a one-year substitute rate of \$570 for Fiscal Year 2016/17.

The proposed rate represents 85.59% of the published 2017 MWD Tier 1 Untreated rate of \$666, and is consistent with the percentages used in prior years to determine substitute rates. A motion to allow substitution of Physical Solution Transfer rate for Fiscal Year 2016-17 would request the deviation from the terms of the Restated Judgment in order to utilize a substitute "Physical Solution Transfer" rate applicable to transfers from the Overlying (Non-Agricultural) Pool to Watermaster, and thence to members of the Appropriative Pool, pursuant to Paragraph 9 of Exhibit "G" to the Restated Judgment. If granted, this would allow Watermaster to substitute the Physical Solution Transfer rates as shown above, as MWD no longer publishes a Replenishment Rate.

If approved, Counsel for the Pool and Watermaster will collaborate to prepare a draft stipulation and proposed order, and draft motion for Court approval of the Fiscal Year 2016-17 substitute rate.

The Court's approval of a substitute rate under Paragraph 9(d) of Exhibit "G" would allow transfers to proceed without issue in Fiscal Year 2016-2017 allowing the Overlying (Non-Agricultural) and Appropriative Pools to continue to transact among one another until a longer-term solution and MWD's long term replenishment plans become clear.

# **CHINO BASIN WATERMASTER**

## **II. BUSINESS ITEMS**

### **A. 2015 GROUND-LEVEL MONITORING COMMITTEE ANNUAL REPORT**



# CHINO BASIN WATERMASTER

9641 San Bernardino Road, Rancho Cucamonga, Ca 91730  
Tel: 909.484.3888 Fax: 909.484.3890 www.cbwm.org

PETER KAVOUNAS, P.E.  
General Manager

## STAFF REPORT

DATE: October 27, 2016  
TO: Board Members  
SUBJECT: 2015 Ground-Level Monitoring Committee Annual Report (Business Item II.A.)

### SUMMARY

Issue: Watermaster is required annually to file a Ground-Level Monitoring report with the Court. The 2015 annual report has been drafted.

Recommendation: Adopt the 2015 Annual Report of the Ground-Level Monitoring Committee, along with filing a copy with the Court.

The report can be downloaded using the links in the Attachments section below.

Financial Impact: Approval of the report does not result in additional expenses. All of the 2015 Annual Report recommendations for ground-level monitoring are included in the approved FY 2016/17 budget.

### Future Consideration

Watermaster Board: October 27, 2016 Adopt the 2015 Annual Report of the Ground-Level Monitoring Committee along with filing a copy with the Court [Discretionary Function]

### ACTIONS:

Appropriative Pool: October 13, 2016 – Unanimously recommend Advisory Committee recommendation

Non-Agricultural Pool: October 13, 2016 – Unanimously approved recommendation as presented and directed the Pool representatives to support at the Advisory Committee and Watermaster Board meetings subject to changes which they deem appropriate.

Agricultural Pool: October 13, 2016 – Unanimously recommend Advisory Committee recommendation

Advisory Committee: October 20, 2016 – Unanimously recommended Board approval, along with filing a copy with the Court.

Watermaster Board: October 27, 2016 –

## BACKGROUND

In 1999, the OBMP Phase I Report identified pumping-induced drawdown and resultant aquifer-system compaction as the most likely cause of land subsidence and ground fissuring that had been observed in Management Zone 1 (MZ-1). Program Element 4 of the OBMP, "Develop and Implement a Comprehensive Groundwater Management Plan for Management Zone 1," called for the development and implementation of an interim management plan (IMP) for MZ-1.

From 2001 to 2005, Watermaster developed, coordinated, and conducted the IMP under the guidance of the MZ-1 Technical Committee (now called the Ground-Level Monitoring Committee or GLMC). The IMP provided enough information for Watermaster to develop Guidance Criteria for the MZ-1 producers in the investigation area that, if followed, would minimize the potential for subsidence and fissuring during the completion of the MZ-1 Subsidence Management Plan (MZ-1 Plan). The Guidance Criteria formed the basis for the MZ-1 Plan, which was developed by the MZ-1 Technical Committee and approved by Watermaster in October 2007. By a November 15, 2007 Order, the Watermaster Court approved the MZ-1 Plan and ordered its implementation.

The MZ-1 Plan states that Watermaster will produce an annual report at the end of each calendar year, which includes the results of ongoing monitoring efforts, interpretations of the data, and recommended adjustment to the MZ-1 Plan, if any. The Court's Order directs Watermaster to file the annual reports with the Court. The first such report was published for 2012, and was approved by Watermaster and filed with the Court in December 2013.

## DISCUSSION

The Draft-Final 2015 Annual Report of the GLMC includes results and interpretations for data that were collected during calendar year 2015, and includes recommendations for Watermaster's Ground-Level Monitoring Program for FY 2016/17.

The GLMC met on March 21, 2016, and via GoToMeeting on May 4, 2016 to discuss monitoring results and to develop a scope-of-work and budget for FY 2016/17. An overview of the monitoring results and recommendations (proposed scope-of-work and budget for FY 2016/17) was presented to the Pool Committees during the May 12, 2016 meeting.

The GLMC was provided with the draft 2015 Annual Report on August 19, 2016, and the Committee was asked to provide any comments or questions on or before September 2, 2016. Comments were received and incorporated and an overview of the monitoring results and recommendations contained within the Report, and comments submitted by the GLMC with responses to those comments were presented to the Appropriate Pool Committee at its September 8, 2016 meeting. The Appropriate Pool recommended that an additional meeting of the GLMC be held to further discuss the comments and responses. A GLMC meeting was held on September 22, 2016 and at that meeting, the GLMC recommended the 2015 Annual Report for consideration by the Pools, Advisory Committee, and Watermaster Board with some changes to the Comments and Responses.

The changes recommended by the Committee are incorporated in the Final 2015 Annual Report. The Pools recommend to the Advisory Committee to recommend Board approval of the Final 2015 GLMC Annual Report (Attachments 1-3).

## ATTACHMENTS

1. Final 2015 Annual Report of the Ground-Level Monitoring Committee  
Click on link to access: [http://www.cbwm.org/FTP/Ground-Level%20Monitoring%20Committee%20\(Formerly%20Land%20Subsidence%20Committee\)/2015%20Draft%20GLMC%20Annual%20Report/20160927\\_FINAL\\_2015Annual%20Report\\_GLMC\\_clean.pdf](http://www.cbwm.org/FTP/Ground-Level%20Monitoring%20Committee%20(Formerly%20Land%20Subsidence%20Committee)/2015%20Draft%20GLMC%20Annual%20Report/20160927_FINAL_2015Annual%20Report_GLMC_clean.pdf)



2. Red-line Final 2015 Annual Report of the Ground-Level Monitoring Committee  
Click on link to access: [http://www.cbwm.org/FTP/Ground-Level%20Monitoring%20Committee%20\(Formerly%20Land%20Subsidence%20Committee\)/2015%20Draft%20GLMC%20Annual%20Report/20160927\\_FINAL\\_2015Annual%20Report\\_GLMC\\_redline.pdf](http://www.cbwm.org/FTP/Ground-Level%20Monitoring%20Committee%20(Formerly%20Land%20Subsidence%20Committee)/2015%20Draft%20GLMC%20Annual%20Report/20160927_FINAL_2015Annual%20Report_GLMC_redline.pdf)
3. Appendix A for Final 2015 Annual Report of the Ground-Level Monitoring Committee  
Click on link to access: [http://www.cbwm.org/FTP/Ground-Level%20Monitoring%20Committee%20\(Formerly%20Land%20Subsidence%20Committee\)/2015%20Draft%20GLMC%20Annual%20Report/](http://www.cbwm.org/FTP/Ground-Level%20Monitoring%20Committee%20(Formerly%20Land%20Subsidence%20Committee)/2015%20Draft%20GLMC%20Annual%20Report/)

THIS PAGE  
HAS  
INTENTIONALLY  
BEEN LEFT  
BLANK  
FOR PAGINATION



# **CHINO BASIN WATERMASTER**

## **III. REPORTS/UPDATES**

### **D. GENERAL MANAGER'S REPORT**

1. FY 2016/17 First Interim Organization Performance Report

# Chino Basin Watermaster: FY 2016-17 First Interim Organization Performance Report

## Specific Goals from GM Performance Evaluation

- [1] Complete the Safe Yield Reset  
In Progress; assisting the Court in finalizing Order.
- [2] Address Chino Basin storage issues  
In light of the delay in the Court's decision on the 2015 SYRA and the referenced Storage Management Plan, staff and Counsel will evaluate storage issues and start processing these in the near term.
- [3] Implement the Recharge Master Plan Update according to the approved schedule  
Ongoing. PDRs have been completed for the selected projects.
- [4] Support stakeholders, including Board Member education & training and support Pools collaboration  
September Workshop was held to discuss roles and responsibilities.
- [5] Expand Watermaster presence in regional forums  
SARCCUP is being developed and will provide a great forum for broader regional participation by Watermaster.
- [6] Catch up on delayed Annual Reports  
In Progress; FY 2014/15 report is under preparation.
- [7] Effectively recruit for positions #9 and #10  
In Progress; actively searching and interviewing for Position #9.
- [8] Create an Administrative Policies Manual (internal to the organization; not related to the Committees).  
One Section adopted; reviewing the remaining sections over time.

## GM activities

- ☞ Continuing outreach to Board and stakeholders
- ☞ Attended SARCCUP presentations
- ☞ Review and assist the Sustainable Water Management effort assessment
- ☞ Held regular coordination meetings with IEUA and CDA

## Other activities

Safe Yield Reset: analyzed Tentative Order regarding the 2015 SYRA, and prepared clarification questions per the Court's direction. Preparing responses to questions as directed by the Judge.

Appropriative Pool Request: responded to AP concerns and held a workshop to discuss Committee and Board Roles and Responsibilities.

Supplemental Water Recharge Procedures: developed procedures to improve planning, coordination, and documentation of supplemental water recharge.

2015 Ground Level Monitoring Committee Report: the 2015 annual report of the Ground Level Monitoring Committee was prepared and presented for approval; this will be filed with the Court as required.

Prado Basin Adaptive Management Plan: the Prado Basin Habitat Sustainability Committee prepared the Prado Basin Adaptive Management Plan, and was approved by the Watermaster Board and the IEUA Board.

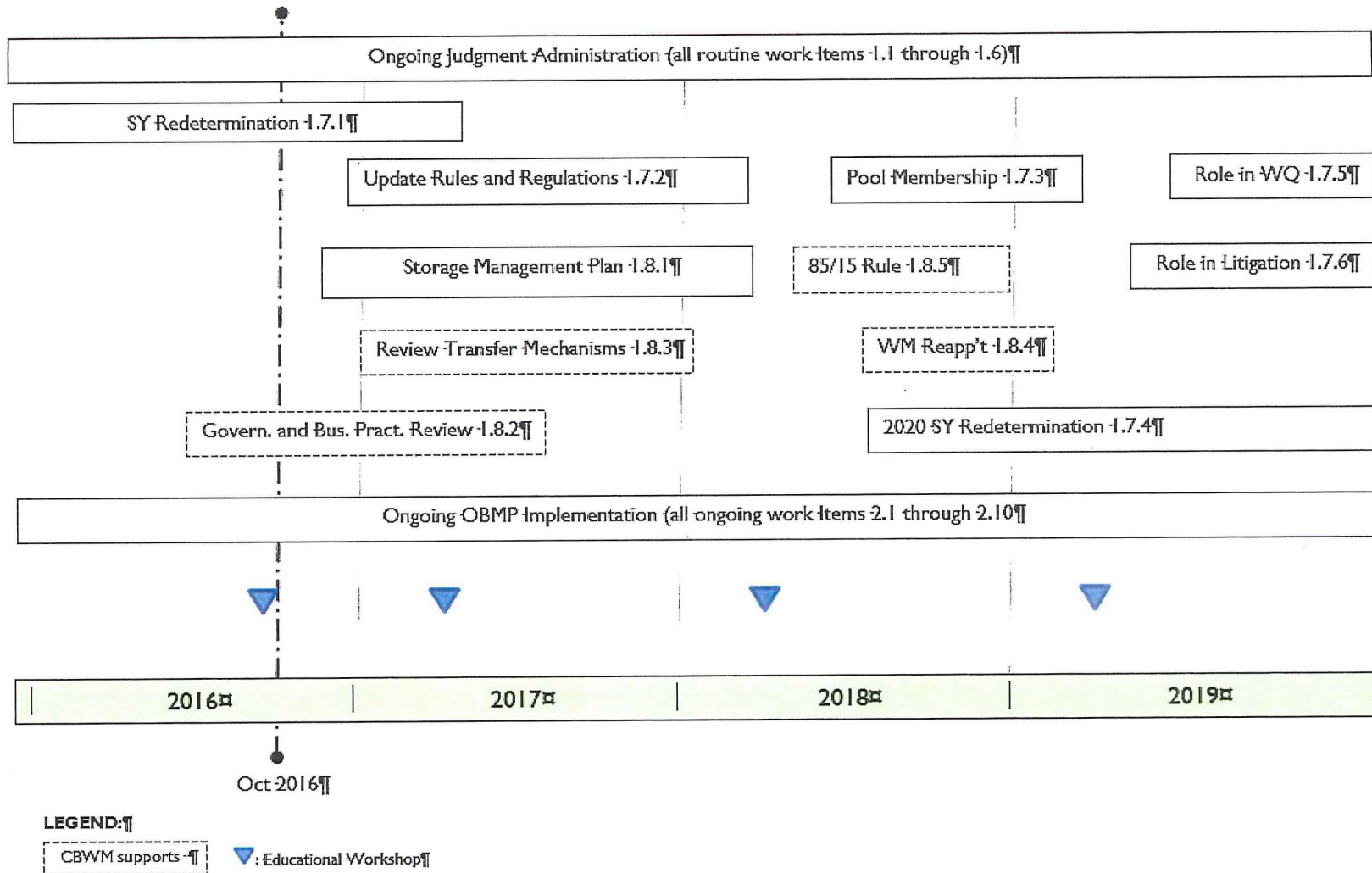
SGMA Compliance: the first annual report was filed with DWR, as required by SGMA. Discussions are continuing to address fringe areas that are created by the difference in the basin boundary as defined in Bulletin 118 and the Chino Basin Judgment.

## Pulse of the Organization

Personnel: Position #9 recruitment is ongoing; held job-related and CPR/AED/First Aid training for staff; continuing monthly all-hands meetings; team-building exercise in September.

Processes: evaluating contract management software; implementing Tasks & Obligations database; compiling procedures manual for all Watermaster internal procedures.

# CBWM Business Plan Timeline



P54

October 2016

# CHINO BASIN WATERMASTER

## IV. INFORMATION

1. Cash Disbursements for September 2016

**CHINO BASIN WATERMASTER**  
**Cash Disbursements For The Month of**  
**September 2016**

For Informational Purposes Only

Type	Date	Num	Name	Memo	Account	Paid Amount
Bill Pmt -Check	09/02/2016	ACH 090216	PUBLIC EMPLOYEES' RETIREMENT SYSTEM	Payor #3493	1012 · Bank of America Gen'l Ckg	
General Journal	08/27/2016	08/27/2016	PUBLIC EMPLOYEES' RETIREMENT SYSTEM	CalPERS Retirement for 08/14/16-08/27/16	2000 · Accounts Payable	6,086.69
<b>TOTAL</b>						<b>6,086.69</b>
Bill Pmt -Check	09/08/2016	19646	WILDERMUTH ENVIRONMENTAL INC		1012 · Bank of America Gen'l Ckg	
Bill	07/31/2016	2016250		2016250	6906.31 · OBMP-Pool, Adv. Board Mtgs	7,878.58
Bill	07/31/2016	2016251		2016251	6906.32 · OBMP-Other General Meetings	3,905.88
Bill	07/31/2016	2016252		2016252	6910.11 · WEI Support-Grant Funding-RMPU	2,980.00
Bill	07/31/2016	2016253		2016253	6906.71 · OBMP-Data Req.-CBWM Staff	1,266.50
				Contract Services	6906.71 · OBMP-Data Req.-CBWM Staff	10,360.00
Bill	07/31/2016	2016254		2016254	6906.71 · OBMP-Data Req.-CBWM Staff	21,911.24
Bill	07/31/2016	2016255		2016255	6906.72 · OBMP-Data Req.-Non CBWM Staff	1,934.50
Bill	07/31/2016	2016256		2016256	6906.22 · Water Rights Compliance Rprting	6,035.75
Bill	07/31/2016	2016257		2016257	6906 · OBMP Engineering Services	1,848.50
Bill	07/31/2016	2016258		2016258	6906.1 · OBMP-Watermaster Model Update	2,359.00
Bill	07/31/2016	2016259		2016259	6906.24 · Compliance-SB88 and SWRCB	15,334.75
Bill	07/31/2016	2016260		2016260	6906.81 · Prepare 38th/39th Annual Rpts	5,656.72
Bill	07/31/2016	2016261		2016261	7103.3 · Grdwtr Qual-Engineering	16,737.50
Bill	07/31/2016	2016262		2016262	7104.3 · Grdwtr Level-Engineering	8,788.37
Bill	07/31/2016	2016263		2016263	7107.2 · Grd Level-Engineering	4,590.54
Bill	07/31/2016	2016264		2016264	7108.3 · Hydraulic Control-Engineering	819.70
Bill	07/31/2016	2016265		2016265	7108.3 · Hydraulic Control-Engineering	1,232.07
Bill	07/31/2016	2016266		2016266	7202.2 · Engineering Svc	17,888.99
Bill	07/31/2016	2016267		2016267	7402 · PE4-Engineering	10,404.50
				Michael C. Carpenter	7402 · PE4-Engineering	500.00
Bill	07/31/2016	2016268		2016268	7402.10 · PE4 - Northwest MZ1 Area Proj.	7,888.48
				Parsons Brinckerhoff	7402.10 · PE4 - Northwest MZ1 Area Proj.	3,664.65
Bill	07/31/2016	2016269		2016269	7502 · PE6&7-Engineering	1,405.20
Bill	07/31/2016	2016270		2016270	6910.13 · IEUA-San Sevaine Imp. Proj.	643.50
<b>TOTAL</b>						<b>156,034.92</b>
Bill Pmt -Check	09/08/2016	19647	APPLIED COMPUTER TECHNOLOGIES	2693	1012 · Bank of America Gen'l Ckg	
Bill	08/31/2016	2693		Database Consulting Services - August 2016	6052.2 · Applied Computer Technol	4,064.80
<b>TOTAL</b>						<b>4,064.80</b>
Bill Pmt -Check	09/08/2016	19648	BOWMAN, JIM	Board Member Compensation	1012 · Bank of America Gen'l Ckg	
Bill	08/25/2016	8/25 Board Mtg		8/25/16 Board Meeting	6311 · Board Member Compensation	125.00
<b>TOTAL</b>						<b>125.00</b>

**CHINO BASIN WATERMASTER**  
**Cash Disbursements For The Month of**  
**September 2016**

For Informational Purposes Only

Type	Date	Num	Name	Memo	Account	Paid Amount
Bill Pmt -Check	09/08/2016	19649	CORELOGIC INFORMATION SOLUTIONS	81722216	1012 · Bank of America Gen'l Ckg	
Bill	08/31/2016	81722216		81722216	7103.7 · Grdwtr Qual-Computer Svc	62.50
				81722216	7101.4 · Prod Monitor-Computer	62.50
TOTAL						125.00
Bill Pmt -Check	09/08/2016	19650	CURATALO, JAMES	Board Member Compensation	1012 · Bank of America Gen'l Ckg	
Bill	08/11/2016	8/11 Appro Pool Mtg		8/11/16 Appropriative Pool Meeting	6311 · Board Member Compensation	125.00
Bill	08/18/2016	8/18 CBWM Discussion		8/18/16 CBWM Discussion meeting	6311 · Board Member Compensation	125.00
Bill	08/23/2016	8/23 Board Agenda		8/23/16 Board Agenda Preview meeting	6311 · Board Member Compensation	125.00
Bill	08/25/2016	8/25 Board Mtg		8/25/16 Board Meeting	6311 · Board Member Compensation	125.00
TOTAL						500.00
Bill Pmt -Check	09/08/2016	19651	DELUXE BUSINESS FORMS & SUPPLIES	2037698011	1012 · Bank of America Gen'l Ckg	
Bill	08/30/2016	2037698011		Check reorder	6031.7 · Other Office Supplies	603.31
TOTAL						603.31
Bill Pmt -Check	09/08/2016	19652	EUROFINS EATON ANALYTICAL		1012 · Bank of America Gen'l Ckg	
Bill	08/31/2016	L0278877		L0278877	7103.5 · Grdwtr Qual-Lab Svcs	848.00
Bill	08/31/2016	L0278709		L0278709	7103.5 · Grdwtr Qual-Lab Svcs	1,476.00
Bill	08/31/2016	L0278512		L0278512	7103.5 · Grdwtr Qual-Lab Svcs	573.00
Bill	08/31/2016	L0279655		L0279655	7103.5 · Grdwtr Qual-Lab Svcs	573.00
TOTAL						3,470.00
Bill Pmt -Check	09/08/2016	19653	FEDAK & BROWN LLP		1012 · Bank of America Gen'l Ckg	
Bill	08/31/2016			Progress Billing - August 2016	6062 · Audit Services	3,120.00
TOTAL						3,120.00
Bill Pmt -Check	09/08/2016	19654	JESKE, KEN'	Board Member Compensation	1012 · Bank of America Gen'l Ckg	
Bill	08/25/2016	8/25 Board Mtg		8/25/16 Board Meeting	6311 · Board Member Compensation	125.00
TOTAL						125.00
Bill Pmt -Check	09/08/2016	19655	JOHN J. SCHATZ		1012 · Bank of America Gen'l Ckg	
Bill	08/31/2016			Appropriative Pool Legal Services - July 2016	8367 · Legal Service	2,890.00
TOTAL						2,890.00
Bill Pmt -Check	09/08/2016	19656	MINDSHIFT	0226511	1012 · Bank of America Gen'l Ckg	
Bill	08/31/2016	0226511		Professional Services	6052.4 · mindSHIFT Technologies, Inc.	960.00
TOTAL						960.00
Bill Pmt -Check	09/08/2016	19657	PETTY CASH	2593-2606	1012 · Bank of America Gen'l Ckg	

P 56

**CHINO BASIN WATERMASTER**  
**Cash Disbursements For The Month of**  
**September 2016**

For Informational Purposes Only

Type	Date	Num	Name	Memo	Account	Paid Amount
Bill	09/06/2016	2592-2606		Purchase miscellaneous office supplies	6031.7 · Other Office Supplies	27.52
				Purchase supplies for staff / admin meetings	6141.3 · Admin Meetings	71.68
				Mileage reimbursement	6173 · Airfare/Mileage	18.52
				Purchase water quality supplies	7103.6 · Grdwtr Qual-Supplies	48.00
				Supplies for 7/21/16 ASR Project meeting	7107.9 · Grd Level-Other	53.96
				Mileage reimbursement-recharge mtg. attendance	7204 · Comp Recharge-Supplies	41.47
						<u>261.15</u>
TOTAL						
Bill Pmt -Check	09/08/2016	19658	PREMIERE GLOBAL SERVICES	21877045	1012 · Bank of America Gen'l Ckg	
Bill	08/31/2016	21877045		Ag well data call on 7/27	6909.1 · OBMP Meetings	6.13
				WM coordination call on 8/01	6909.1 · OBMP Meetings	7.61
				SGMA Boundary Modification call on 8/01	6909.1 · OBMP Meetings	10.88
				Pool agenda prep call on 8/02	8312 · Meeting Expenses	4.18
				Pool agenda prep call on 8/02	8412 · Meeting Expenses	4.18
				Pool agenda prep call on 8/02	8512 · Meeting Expense	4.18
				Appropriative Pool agenda call on 8/03	8312 · Meeting Expenses	6.12
				Appropriative Pool agenda call on 8/03	8312 · Meeting Expenses	6.13
				Appropriative Pool agenda call on 8/04	8312 · Meeting Expenses	6.12
				Pool meetings check call on 8/10	8312 · Meeting Expenses	4.46
				Pool meetings check call on 8/10	8412 · Meeting Expenses	4.46
				Pool meetings check call on 8/10	8512 · Meeting Expense	4.46
				Non Ag Pool meeting call on 8/11	8512 · Meeting Expense	11.86
				Non Ag Pool meetings call on 8/11	8512 · Meeting Expense	6.12
				SB 88 Compliance call on 8/15	6909.1 · OBMP Meetings	23.05
				Approp. Pool Strategic Planning Confidential Sessic	8312 · Meeting Expenses	7.40
				Fee - General	6022 · Telephone	49.00
				Fee - Confidential	6022 · Telephone	49.00
				Fee - Service	6022 · Telephone	4.12
						<u>219.46</u>
TOTAL						
Bill Pmt -Check	09/08/2016	19659	PUBLIC EMPLOYEES' RETIREMENT SYSTEM	Payor #3493	1012 · Bank of America Gen'l Ckg	
Bill	09/01/2016	1394905143		Unfunded Accrued Liability "Classic"	60180 · Employers PERS Expense	3,590.95
Bill	09/01/2016	1394905143		Unfunded Accrued Liability "New"	60180 · Employers PERS Expense	2.97
						<u>3,593.92</u>
TOTAL						
Bill Pmt -Check	09/08/2016	19660	RAUCH COMMUNICATION CONSULTANTS, LLC Aug-1603		1012 · Bank of America Gen'l Ckg	
Bill	08/31/2016	Aug-1603		Work thru July 31, 2016	6061.3 · Rauch	408.75
						<u>408.75</u>
TOTAL						
Bill Pmt -Check	09/08/2016	19661	READY REFRESH BY NESTLE	0023230253	1012 · Bank of America Gen'l Ckg	

P57

**CHINO BASIN WATERMASTER**  
**Cash Disbursements For The Month of**  
**September 2016**

For Informational Purposes Only

Type	Date	Num	Name	Memo	Account	Paid Amount
Bill	08/30/2016	0023230253		Office Water Bottle - August 2016	6031.7 · Other Office Supplies	102.43
TOTAL						102.43
Bill Pmt -Check	09/08/2016	19662	RR FRANCHISING, INC.	27292	1012 · Bank of America Gen'l Ckg	
Bill	09/06/2016	27292		Monthly service charge 9/01/16-9/30/16	6024 · Building Repair & Maintenance	740.00
TOTAL						740.00
Bill Pmt -Check	09/08/2016	19663	THOMAS, THOMAS R.	Board Member Compensation	1012 · Bank of America Gen'l Ckg	
Bill	08/08/2016	8/08 Admin Mtg		8/08/16 Administrative Meeting w/PK	6311 · Board Member Compensation	125.00
Bill	08/25/2016	8/25 Board Mtg		8/25/16 Board Meeting	6311 · Board Member Compensation	125.00
TOTAL						250.00
Bill Pmt -Check	09/08/2016	19664	UNION 76	7076-2245-3035-5049	1012 · Bank of America Gen'l Ckg	
Bill	08/31/2016	7076224530355049		August 2016	6175 · Vehicle Fuel	174.45
TOTAL						174.45
Bill Pmt -Check	09/08/2016	19665	UNITED HEALTHCARE	0041395172	1012 · Bank of America Gen'l Ckg	
Bill	08/30/2016	0041395172		Dental Insurance - September 2016	60182.2 · Dental & Vision Ins	755.42
TOTAL						755.42
Bill Pmt -Check	09/08/2016	19666	VANDEN HEUVEL, GEOFFREY	6311	1012 · Bank of America Gen'l Ckg	
Bill	06/30/2016	1/14 Ag Pool Mtg		1/14/16 Ag Pool Mtg-replace #19257, lost in mail	6311 · Board Member Compensation	125.00
TOTAL						125.00
Bill Pmt -Check	09/08/2016	19667	VISTAGE WORLDWIDE, INC.	SOPINV00000457847	1012 · Bank of America Gen'l Ckg	
Bill	08/30/2016	SOPINV00000457847		PK Membership dues for Oct. 2016 - Sep. 2017	1433 · Prepaid Membership Dues	16,065.00
TOTAL						16,065.00
Bill Pmt -Check	09/08/2016	19668	WESTERN MUNICIPAL WATER DISTRICT	Board Member Compensation	1012 · Bank of America Gen'l Ckg	
Bill	08/25/2016	8/25 Board Mtg		8/25/16 Board Meeting - Don Galleano attendance	6311 · Board Member Compensation	125.00
TOTAL						125.00
Bill Pmt -Check	09/08/2016	19669	YUKON DISPOSAL SERVICE	08-K2 213849	1012 · Bank of America Gen'l Ckg	
Bill	09/01/2016	08-k2 213849		September 2016	6024 · Building Repair & Maintenance	111.57
TOTAL						111.57
Bill Pmt -Check	09/08/2016	19670	ZAPIEN, ENRIQUE	Mileage Reimbursement	1012 · Bank of America Gen'l Ckg	
Bill	08/30/2016			Mileage reimbursemnt-water quality samples to lab	7103.5 · Grdwtr Qual-Lab Svcs	69.66
TOTAL						69.66



**CHINO BASIN WATERMASTER**  
**Cash Disbursements For The Month of**  
**September 2016**

For Informational Purposes Only

Type	Date	Num	Name	Memo	Account	Paid Amount
Bill Pmt -Check	09/08/2016	19671	EGOSCUE LAW GROUP	11416	1012 · Bank of America Gen'l Ckg	
Bill	08/31/2016	11416		Ag Pool Legal Services - August 2016	8467 · Ag Legal & Technical Services	14,247.50
TOTAL						<u>14,247.50</u>
Bill Pmt -Check	09/08/2016	19672	KUHN, BOB	Board Member Compensation	1012 · Bank of America Gen'l Ckg	
Bill	08/11/2016	8/11 Appro Pool Mtg		8/11/16 Appropriative Pool Meeting	6311 · Board Member Compensation	125.00
Bill	08/25/2016	8/25 Board Mtg		8/25/16 Board Meeting	6311 · Board Member Compensation	125.00
TOTAL						<u>250.00</u>
General Journal	09/10/2016	09/10/2016	Payroll and Taxes for 08/28/16-09/10/16	Payroll and Taxes for 08/28/16-09/10/16	1012 · Bank of America Gen'l Ckg	
				Direct Deposits for 08/28/16-09/10/16	1012 · Bank of America Gen'l Ckg	22,213.92
				Payroll Taxes for 08/28/16-09/10/16	1012 · Bank of America Gen'l Ckg	9,642.04
				Payroll Checks for 08/28/16-09/10/16	1014 · Bank of America P/R Ckg	4,496.93
			ICMA-RC	457(b) Employee Deductions for 08/28/16-09/10/16	1012 · Bank of America Gen'l Ckg	3,639.27
			ICMA-RC	401(a) Employee Deductions for 08/28/16-09/10/16	1012 · Bank of America Gen'l Ckg	1,059.87
TOTAL						<u>41,052.03</u>
Bill Pmt -Check	09/14/2016	19673	BUREAU OF RECLAMATION	90475330	1012 · Bank of America Gen'l Ckg	
Bill	09/13/2016	90475330		Vegetation monitoring of Prado Basin	7108.31 · Hydraulic Control - PBHSP	40,000.00
TOTAL						<u>40,000.00</u>
Bill Pmt -Check	09/15/2016	ACH 091516	PUBLIC EMPLOYEES' RETIREMENT SYSTEM	Payor #3493	1012 · Bank of America Gen'l Ckg	
General Journal	09/10/2016	09/10/2016	PUBLIC EMPLOYEES' RETIREMENT SYSTEM	CalPERS Retirement for 08/28/16-09/10/16	2000 · Accounts Payable	5,924.14
TOTAL						<u>5,924.14</u>
Bill Pmt -Check	09/19/2016	19674	ACWA JOINT POWERS INSURANCE AUTHORITY	0433230	1012 · Bank of America Gen'l Ckg	
Bill	09/08/2016	0433230		Prepayment - October 2016	1409 · Prepaid Life, BAD&D & LTD	160.99
				September 2016	60191 · Life & Disab.Ins Benefits	141.32
TOTAL						<u>302.31</u>
Bill Pmt -Check	09/19/2016	19675	AUTOMOBILE CLUB OF SOUTHERN CALIFORNIA	Membership# 98966125	1012 · Bank of America Gen'l Ckg	
Bill	09/07/2016	98966125		Yearly membership	6177 · Vehicle Repairs & Maintenance	79.00
TOTAL						<u>79.00</u>
Bill Pmt -Check	09/19/2016	19676	DE BOOM, NATHAN	Ag Pool Member Compensation	1012 · Bank of America Gen'l Ckg	
Bill	08/11/2016	8/11 Ag Pool Mtg		Ag Pool Member Compensation	8411 · Compensation	25.00
				8/11/16 Ag Pool Meeting	8470 · Ag Meeting Attend -Special	100.00
Bill	08/31/2016	8/31 Ag Pool Conf		Ag Pool Member Compensation	8411 · Compensation	25.00
				8/31/16 Ag Pool Confidential Session	8470 · Ag Meeting Attend -Special	100.00
TOTAL						<u>250.00</u>

**CHINO BASIN WATERMASTER**  
**Cash Disbursements For The Month of**  
**September 2016**

For Informational Purposes Only

Type	Date	Num	Name	Memo	Account	Paid Amount
Bill Pmt -Check	09/19/2016	19677	DE HAAN, HENRY	Ag Pool Member Compensation	1012 · Bank of America Gen'l Ckg	
Bill	08/11/2016	8/11 Ag Pool Mtg		Ag Pool Member Compensation	8411 · Compensation	25.00
				8/11/16 Ag Pool Meeting	8470 · Ag Meeting Attend -Special	100.00
Bill	08/31/2016	8/31 Ag Pool Conf		Ag Pool Member Compensation	8411 · Compensation	25.00
				8/31/16 Ag Pool Confidential Session	8470 · Ag Meeting Attend -Special	100.00
						<u>250.00</u>
TOTAL						
Bill Pmt -Check	09/19/2016	19678	ELIE, STEVEN	Board Member Compensation	1012 · Bank of America Gen'l Ckg	
Bill	08/04/2016	8/04 Admin Mtgs		8/04/16 Administrative and AMP meetings	6311 · Board Member Compensation	125.00
Bill	08/23/2016	8/23 Board Agenda		8/23/16 Board Agenda Prep meeting	6311 · Board Member Compensation	125.00
Bill	08/25/2016	8/25 Board Mtg		8/25/16 Board Meeting	6311 · Board Member Compensation	125.00
						<u>375.00</u>
TOTAL						
Bill Pmt -Check	09/19/2016	19679	FEENSTRA, BOB	Ag Pool Member Compensation	1012 · Bank of America Gen'l Ckg	
Bill	08/11/2016	8/11 Ag Pool Mtg		8/11/16 Ag Pool Meeting	8470 · Ag Meeting Attend -Special	125.00
Bill	08/11/2016	8/11 Advisory Comm		8/11/16 Advisory Committee Meeting	8470 · Ag Meeting Attend -Special	125.00
Bill	08/25/2016	8/25 Board Mtg		8/25/16 Board Meeting	8470 · Ag Meeting Attend -Special	125.00
Bill	08/26/2016	8/26 Well Data Mtg		8/26/16 Private Well Data Meeting	8470 · Ag Meeting Attend -Special	125.00
Bill	08/31/2016	8/31 Ag Pool Conf		8/31/16 Ag Pool Confidential Session	8470 · Ag Meeting Attend -Special	125.00
						<u>625.00</u>
TOTAL						
Bill Pmt -Check	09/19/2016	19680	HUITSING, JOHN	Ag Pool Member Compensation	1012 · Bank of America Gen'l Ckg	
Bill	08/11/2016	8/11 Ag Pool Mtg		Ag Pool Member Compensation	8411 · Compensation	25.00
				8/11/16 Ag Pool Meeting	8470 · Ag Meeting Attend -Special	100.00
						<u>125.00</u>
TOTAL						
Bill Pmt -Check	09/19/2016	19681	IAAP	93942242	1012 · Bank of America Gen'l Ckg	
Bill	09/09/2016	93942242		Annual dues for A. Truong IAAP membership	6111 · Membership Dues	141.00
						<u>141.00</u>
TOTAL						
Bill Pmt -Check	09/19/2016	19682	KUHN, BOB	Board Member Compensation	1012 · Bank of America Gen'l Ckg	
Bill	08/08/2016	8/08 Admin Mtg		8/08/16 Administrative Meeting	6311 · Board Member Compensation	125.00
						<u>125.00</u>
TOTAL						
Bill Pmt -Check	09/19/2016	19683	PIERSON, JEFFREY	Ag Pool Member Compensation	1012 · Bank of America Gen'l Ckg	
Bill	08/11/2016	8/11 Ag Pool Mtg		8/11/16 Ag Pool Meeting	8470 · Ag Meeting Attend -Special	125.00
Bill	08/18/2016	8/18 Advisory Comm		8/11/16 Advisory Committee Meeting	8470 · Ag Meeting Attend -Special	125.00
Bill	08/18/2016	8/18 RIPCom Mtg		8/11/16 RIPCom Meeting	8470 · Ag Meeting Attend -Special	125.00
Bill	08/25/2016	8/25 Board Mtg		8/25/16 Board Meeting	6311 · Board Member Compensation	125.00

P 60

**CHINO BASIN WATERMASTER**  
**Cash Disbursements For The Month of**  
**September 2016**

For Informational Purposes Only

Type	Date	Num	Name	Memo	Account	Paid Amount	
Bill	08/31/2016	8/31 Ag Pool Conf		8/31/16 Ag Pool Confidential Meeting	8470 · Ag Meeting Attend -Special	125.00	
TOTAL						625.00	
Bill Pmt -Check	09/19/2016	19684	VANDEN HEUVEL, GEOFFREY	Board Member Compensation	1012 · Bank of America Gen'l Ckg		
Bill	08/11/2016	8/11 Ag Pool Mtg		8/11/16 Ag Pool Meeting	6311 · Board Member Compensation	125.00	
Bill	08/25/2016	8/25 Board Mtg		8/25/16 Board Meeting	6311 · Board Member Compensation	125.00	
TOTAL						250.00	
Bill Pmt -Check	09/19/2016	19685	VANDEN HEUVEL, ROB	Ag Pool Member Compensation	1012 · Bank of America Gen'l Ckg		
Bill	08/11/2016	8/11 Ag Pool Mtg		8/11/16 Ag Pool Meeting	8470 · Ag Meeting Attend -Special	125.00	
Bill	08/18/2016	8/18 Advisory Comm		8/18/16 Advisory Committee Meeting	8470 · Ag Meeting Attend -Special	125.00	
Bill	08/31/2016	8/31 Ag Pool Conf		8/31/16 Ag Pool Confidential Session	8470 · Ag Meeting Attend -Special	125.00	
TOTAL						375.00	
Bill Pmt -Check	09/19/2016	19686	MINDSHIFT	0227285	1012 · Bank of America Gen'l Ckg		
Bill	09/08/2016	0227285		Professional Services	6052.4 · mindSHIFT Technologies, Inc.	3,623.75	
TOTAL						3,623.75	
<b>PG 1</b>	General Journal	09/24/2016	09/24/2016	Payroll and Taxes for 09/11/16-09/24/16	Payroll and Taxes for 09/11/16-09/24/16	1012 · Bank of America Gen'l Ckg	
				Direct Deposits for 09/11/16-09/24/16	1012 · Bank of America Gen'l Ckg	21,259.58	
				Payroll Taxes for 09/11/16-09/24/16	1012 · Bank of America Gen'l Ckg	8,619.37	
				Payroll Checks for 09/11/16-09/24/16	1014 · Bank of America P/R Ckg	4,496.93	
				ICMA-RC	457(b) Employee Deductions for 09/11/16-09/24/16	1012 · Bank of America Gen'l Ckg	3,639.27
				ICMA-RC	401(a) Employee Deductions for 09/11/16-09/24/16	1012 · Bank of America Gen'l Ckg	1,059.87
TOTAL						39,075.02	
Bill Pmt -Check	09/27/2016	19687	BANK OF AMERICA	XXXX-XXXX-XXXX-9341	1012 · Bank of America Gen'l Ckg		
Bill	08/31/2016	XXXX-XXXX-XXXX-9341		Send check via federal express	6042 · Postage - General	26.64	
				Send check to BHFS	6042 · Postage - General	33.28	
				Reg.-Joswiak-CalPERS Educational Forum 2016	6193.2 · Conference - Registration Fee	338.32	
				Miscellaneous office supplies	6031.7 · Other Office Supplies	187.55	
				Send check via federal express	6042 · Postage - General	26.64	
				Send information to BofA card services	6042 · Postage - General	70.47	
				Send get well flowers	6147 · Other Admin Expenses	70.96	
				Certification fee-Truong-Technology Specialty	6193 · Employee Training	72.50	
				Reg.-Kavounas-Annual San Bernardino County	6193.2 · Conference - Registration Fee	120.83	
				PK meeting w/Tom Thomas	6312 · Meeting Expenses	43.03	
				Lunch for 8/11/16 Ag Pool meeting prep	8412 · Meeting Expenses	22.56	
				Lunch for 8/11/16 Ag Pool meeting prep	8412 · Meeting Expenses	95.40	
				Purchase ink cartridges for office	6031.7 · Other Office Supplies	118.38	

**CHINO BASIN WATERMASTER**  
**Cash Disbursements For The Month of**  
**September 2016**

For Informational Purposes Only

Type	Date	Num	Name	Memo	Account	Paid Amount
				Purchase green tea for Board meetings	6031.7 · Other Office Supplies	13.52
				Purchase ink cartridges for office	6031.7 · Other Office Supplies	69.56
				Purchase ink cartridges and printhead for office	6031.7 · Other Office Supplies	130.51
				Purchase ink cartridge for office	6031.7 · Other Office Supplies	61.37
				Replenishment of Fastrack account	6174 · Public Transportation	29.00
				Lunch-8/31/16 Special Ag Pool Confidential Mtg.	8412 · Meeting Expenses	85.06
				Staff team building and development	6193 · Employee Training	224.26
TOTAL						1,839.84
Bill Pmt -Check	09/27/2016	19688	CALPERS	1394905143	1012 · Bank of America Gen'l Ckg	
Bill	09/14/2016	1394905143		1394905143	60182.1 · Medical Insurance	6,879.75
TOTAL						6,879.75
Bill Pmt -Check	09/27/2016	19689	CHEF DAVE'S CAFE & CATERING	Board Meeting Lunch	1012 · Bank of America Gen'l Ckg	
Bill	08/25/2016	6294		Lunch for 8/25/16 Watermaster Board meeting	6312 · Meeting Expenses	488.60
Bill	09/23/2016	6357		Lunch for 9/23/16 Watermaster Board meeting	6312 · Meeting Expenses	421.10
TOTAL						909.70
Bill Pmt -Check	09/27/2016	19690	CUCAMONGA VALLEY WATER DISTRICT	Lease due October 1, 2016	1012 · Bank of America Gen'l Ckg	
Bill	09/19/2016			Lease due October 1, 2016	1422 · Prepaid Rent	6,371.16
TOTAL						6,371.16
Bill Pmt -Check	09/27/2016	19691	EUROFINS EATON ANALYTICAL		1012 · Bank of America Gen'l Ckg	
Bill	08/18/2016	L0279837		L0279837	7103.5 · Grdwtr Qual-Lab Svcs	1,256.00
Bill	08/19/2016	L0280542		L0280542	7103.5 · Grdwtr Qual-Lab Svcs	3,988.00
Bill	08/22/2016	L0281744		L0281744	7103.5 · Grdwtr Qual-Lab Svcs	1,056.00
Bill	08/22/2016	L0280543		L0280543	7103.5 · Grdwtr Qual-Lab Svcs	2,512.00
Bill	08/23/2016	L0281118		L0281118	7103.5 · Grdwtr Qual-Lab Svcs	1,539.00
Bill	08/23/2016	L0281119		L0281119	7103.5 · Grdwtr Qual-Lab Svcs	3,140.00
Bill	08/24/2016	L0281527		L0281527	7103.5 · Grdwtr Qual-Lab Svcs	848.00
Bill	08/24/2016	L0281526		L0281526	7103.5 · Grdwtr Qual-Lab Svcs	2,512.00
Bill	09/01/2016	L0282011		L0282011	7103.5 · Grdwtr Qual-Lab Svcs	1,056.00
Bill	09/02/2016	L0282015		L0282015	7103.5 · Grdwtr Qual-Lab Svcs	573.00
TOTAL						18,480.00
Bill Pmt -Check	09/27/2016	19692	FRONTIER COMMUNICATIONS	909-484-3890-050914-5	1012 · Bank of America Gen'l Ckg	
Bill	09/10/2016	90948438900509145		Office fax and phone lines	6022 · Telephone	139.42
TOTAL						139.42
Bill Pmt -Check	09/27/2016	19693	GREAT AMERICA LEASING CORP.	19386824	1012 · Bank of America Gen'l Ckg	

Page 8 of 11

CHINO BASIN WATERMASTER  
Cash Disbursements For The Month of  
September 2016

For Informational Purposes Only

Type	Date	Num	Name	Memo	Account	Paid Amount
Bill	09/21/2016	19386824		Invoice	6043.1 · Ricoh Lease Fee	3,285.30
				2016 San Bernardino County property tax	6043.3 · Ricoh Property Tax Fees	346.07
TOTAL						3,631.37
Bill Pmt -Check	09/27/2016	19694	INLAND EMPIRE UTILITIES AGENCY	90018787	1012 · Bank of America Gen'l Ckg	
Bill	09/19/2016	90018787		GW Recharge O&M Cost reimbursement-2nd Qtr.	7206 · Comp Recharge-O&M	243,510.82
TOTAL						243,510.82
Bill Pmt -Check	09/27/2016	19695	LEGAL SHIELD	0111802	1012 · Bank of America Gen'l Ckg	
Bill	09/21/2016	0111802		Employee deductions - September 2016	60194 · Other Employee Insurance	79.70
TOTAL						79.70
Bill Pmt -Check	09/27/2016	19696	LEVEL 3 COMMUNICATIONS	46866348	1012 · Bank of America Gen'l Ckg	
Bill	09/26/2016	46866348		09/17/16-10/16/16	6053 · Internet Expense	1,050.37
TOTAL						1,050.37
Bill Pmt -Check	09/27/2016	19697	McMASTER-CARR SUPPLY CO	78523913	1012 · Bank of America Gen'l Ckg	
Bill	09/08/2016	78523913		GW quality supplies	7103.6 · Grdwtr Qual-Supplies	31.09
TOTAL						31.09
Bill Pmt -Check	09/27/2016	19698	OFFICE DEPOT		1012 · Bank of America Gen'l Ckg	
Bill	09/16/2016	862583821001		Toner cartridges	6031.7 · Other Office Supplies	369.44
Bill	09/21/2016	862583821002		Toner cartridge	6031.7 · Other Office Supplies	74.38
TOTAL						443.82
Bill Pmt -Check	09/27/2016	19699	PAYCHEX	2016090100	1012 · Bank of America Gen'l Ckg	
Bill	08/31/2016	2016090100		August 2016	6012 · Payroll Services	437.47
TOTAL						437.47
Bill Pmt -Check	09/27/2016	19700	PUMP MAN	213094	1012 · Bank of America Gen'l Ckg	
Bill	09/13/2016	213094		213094	7103.6 · Grdwtr Qual-Supplies	853.00
TOTAL						853.00
Bill Pmt -Check	09/27/2016	19701	R&D PEST SERVICES	0206135	1012 · Bank of America Gen'l Ckg	
Bill	09/26/2016	0206135		Pest control-ants, spiders, and cockroachs	6024 · Building Repair & Maintenance	100.00
TOTAL						100.00
Bill Pmt -Check	09/27/2016	19702	READY REFRESH BY NESTLE	0023230253	1012 · Bank of America Gen'l Ckg	
Bill	09/26/2016	0023230253		Office Water Bottle - September 2016	6031.7 · Other Office Supplies	53.93
TOTAL						53.93

**CHINO BASIN WATERMASTER**  
**Cash Disbursements For The Month of**  
**September 2016**

For Informational Purposes Only

Type	Date	Num	Name	Memo	Account	Paid Amount
Bill Pmt -Check	09/27/2016	19703	RON SHELLEY'S AUTOMOTIVE	8958	1012 · Bank of America Gen'l Ckg	
Bill	09/16/2016	8958		F-150 maintenance	6177 · Vehicle Repairs & Maintenance	277.39
TOTAL						277.39
Bill Pmt -Check	09/27/2016	19704	STANDARD INSURANCE CO.	Policy # 00-649299-0009	1012 · Bank of America Gen'l Ckg	
Bill	09/21/2016	006492990009		Policy # 00-649299-0009	60191 · Life & Disab.Ins Benefits	651.68
TOTAL						651.68
Bill Pmt -Check	09/27/2016	19705	STAPLES BUSINESS ADVANTAGE	8041038605	1012 · Bank of America Gen'l Ckg	
Bill	09/17/2016	8041038605		Lamination of documentscfor 9/13/16 workshop	6031.7 · Other Office Supplies	79.91
TOTAL						79.91
Bill Pmt -Check	09/27/2016	19706	STATE COMPENSATION INSURANCE FUND	1970970-16	1012 · Bank of America Gen'l Ckg	
Bill	10/01/2016	1970970-16		Premium for 9/26/16-10/26/16	60183 · Worker's Comp Insurance	910.00
TOTAL						910.00
Bill Pmt -Check	09/27/2016	19707	STAULA, MARY L	Retiree Medical	1012 · Bank of America Gen'l Ckg	
Bill	09/30/2016				60182.4 · Retiree Medical	23.62
TOTAL						23.62
Bill Pmt -Check	09/27/2016	19708	UNITED HEALTHCARE	C0041569949	1012 · Bank of America Gen'l Ckg	
Bill	09/21/2016	C0041563343		Dental Insurance Premium - October 2016	60182.2 · Dental & Vision Ins	555.38
TOTAL						555.38
Bill Pmt -Check	09/27/2016	19709	VERIZON WIRELESS	9771929641	1012 · Bank of America Gen'l Ckg	
Bill	09/21/2016	9771929641		Acct #642073270-00001	7103.7 · Grdwtr Qual-Computer Svc	100.04
TOTAL						100.04
Bill Pmt -Check	09/27/2016	19710	VISION SERVICE PLAN	00-101789-0001	1012 · Bank of America Gen'l Ckg	
Bill	09/26/2016	001017890001		Vision Insurance Premium - October 2016	60182.2 · Dental & Vision Ins	85.60
TOTAL						85.60
Bill Pmt -Check	09/27/2016	19711	WILDERMUTH ENVIRONMENTAL INC		1012 · Bank of America Gen'l Ckg	
Bill	08/31/2016	2016276		2016276	6906.31 · OBMP-Pool, Adv. Board Mtgs	21,673.92
Bill	08/31/2016	2016277		2016277	6906.32 · OBMP-Other General Meetings	3,228.60
Bill	08/31/2016	2016278		2016278	6910.20 · RMPU - MPI Analysis	2,192.10
Bill	08/31/2016	2016279		2016279	6910.11 · WEI Support-Grant Funding-RMPU	2,022.23
Bill	08/31/2016	2016280		2016280	6906.71 · OBMP-Data Req.-CBWM Staff	2,884.35
Bill	08/31/2016	2016281		Contract Services	6906.71 · OBMP-Data Req.-CBWM Staff	8,160.00
Bill	08/31/2016	2016281		2016281	6906.71 · OBMP-Data Req.-CBWM Staff	12,941.27

**CHINO BASIN WATERMASTER**  
**Cash Disbursements For The Month of**  
**September 2016**

For Informational Purposes Only

P65  
TOTAL

Type	Date	Num	Name	Memo	Account	Paid Amount
Bill	08/31/2016	2016282		2016282	6906.72 · OBMP-Data Req.-Non CBWM Staff	1,251.40
Bill	08/31/2016	2016283		2016283	6906.22 · Water Rights Compliance Rprting	3,465.10
Bill	08/31/2016	2016284		2016284	6906 · OBMP Engineering Services	1,221.40
Bill	08/31/2016	2016285		2016285	6906.1 · OBMP-Watermaster Model Update	23,757.25
Bill	08/31/2016	2016286		2016286	6906.24 · Compliance-SB88 and SWRCB	14,859.51
Bill	08/31/2016	2016287		2016287	6906.81 · Prepare 38th/39th Annual Rpts	11,126.25
Bill	08/31/2016	2016288		2016288	7103.3 · Grdwtr Qual-Engineering	14,493.40
Bill	08/31/2016	2016289		2016289	7104.3 · Grdwtr Level-Engineering	25,211.59
Bill	08/31/2016	2016290		2016290	7107.2 · Grd Level-Engineering	438.50
Bill	08/31/2016	201691		2016291	7107.2 · Grd Level-Engineering	2,441.05
Bill	08/31/2016	2016292		2016292	7108.3 · Hydraulic Control-Engineering	747.50
Bill	08/31/2016	2016293		2016293	7108.3 · Hydraulic Control-Engineering	7,248.94
Bill	08/31/2016	2016294		2016294	7108.31 · Hydraulic Control - PBHSP	37,194.02
Bill	08/31/2016	2016295		2016295	7109.3 · Recharge & Well - Engineering	2,171.10
Bill	08/31/2016	2016296		2016296	7202.2 · Engineering Svc	7,198.56
Bill	08/31/2016	2016297		2016297	7402 · PE4-Engineering	14,025.80
Bill	08/31/2016	2016298		2016298	7402.10 · PE4 - Northwest MZ1 Area Proj.	27,004.64
Bill	08/31/2016	2016299		2016299	7602 · PE8&9-Engineering	1,579.22
Bill	08/31/2016	2016300		2016300	6910.14 · Truing-Up 2013 RMPU Estimates	48,209.05
Bill	08/31/2016	2016301		2016301	6910.13 · IEUA-San Sevaine Imp. Proj.	148.50
						296,895.25
Bill Pmt -Check	09/27/2016	19712	OFFICE DEPOT	862584175001	1012 · Bank of America Gen'l Ckg	
Bill	09/16/2016	862584175001		Miscellaneous office supplies	6031.7 · Other Office Supplies	7.87
						7.87
						7.87
Bill Pmt -Check	09/27/2016	19713	VERIZON WIRELESS	9771449515	1012 · Bank of America Gen'l Ckg	
Bill	09/21/2016	9771449515		Acct #470810953-00001	6022 · Telephone	245.84
						245.84
						245.84
<b>Total Disbursements:</b>						<b>933,445.30</b>

THIS PAGE  
HAS  
INTENTIONALLY  
BEEN LEFT  
BLANK  
FOR PAGINATION



# CHINO BASIN WATERMASTER

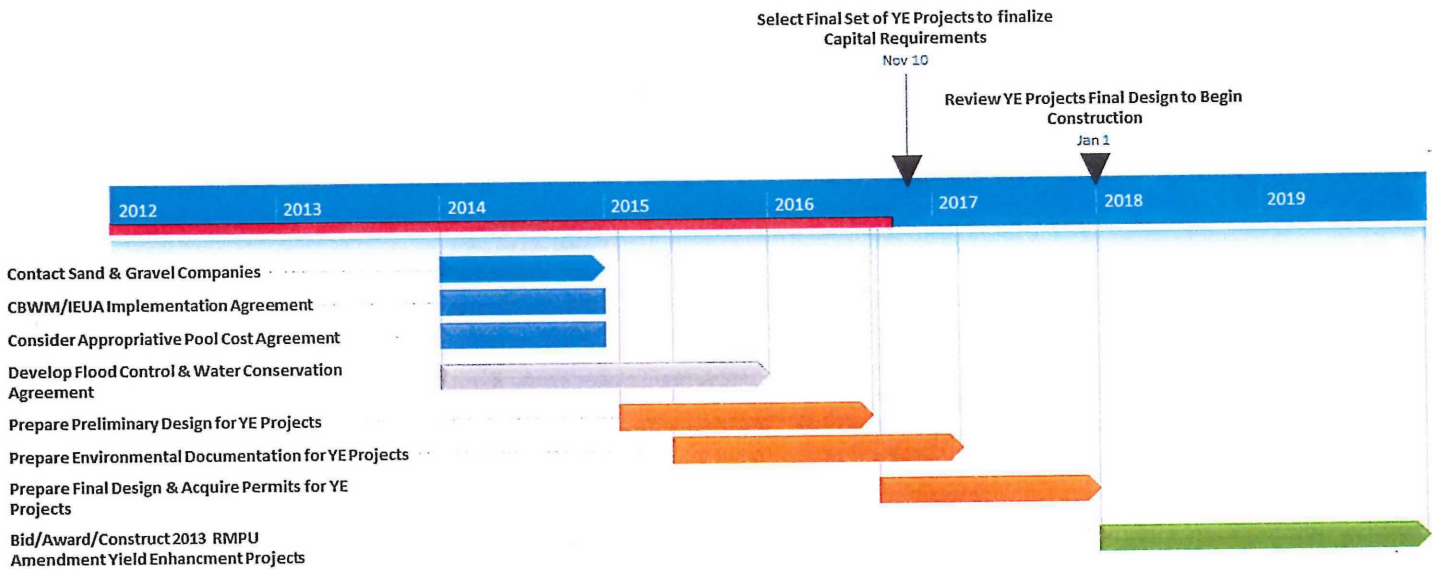
## IV. INFORMATION

### 2. RMPU Status Report

# 2013 Amendment to 2010 RMPU Implementation

## Status Report – October 2016

Schedule:



### STATUS

In April 2015, the 2013 Amendment to 2010 Recharge Master Plan Update Steering Committee was merged with the IEUA/Watermaster Joint Projects Committee meeting and later renamed the Recharge Investigations and Projects Committee (RIPCom), and meets monthly. This was done so that progress on all recharge projects, including prior projects, RMPU Sustainability and Yield Enhancement projects, and potential new projects could be reviewed by all Pool representatives before making a recommendation to their respective Pools. Progress on all projects are reported separately.

## Year 1-2014

### Yield Enhancement Projects: Contact Sand and Gravel Companies

IEUA, with the help of Watermaster stakeholders, has developed a list of haulers who may be interested in the dirt removal. Following the approval of a project's Preliminary Design Report (PDR), contact with the Sand and Gravel companies will be made. There are a few concerns to be addressed. Most companies prefer not to be tied to an IEUA/Watermaster schedule, rather, they would prefer to be driven by the needs of development-related construction projects. IEUA estimates having 12 potential companies interested in dirt hauling, however, the number may fluctuate as demands and future schedules change.

### Yield Enhancement Projects: Develop Watermaster and IEUA Yield Enhancement Project Implementation Agreement

This was completed, and the Master Agreement and Task Orders have been signed by both IEUA and Watermaster Boards.

### Yield Enhancement Projects: Consider Appropriative Pool New Yield Cost Allocation Agreement

Within the Safe Yield Reset effort, it was determined that the stormwater yield from the RMPU projects will initially be part of the New Yield allocation. The cost sharing will be based on the Operating Safe Yield percentage, with an opt-out provision that would allow Fontana Water Company the first chance at that water. Section 5.1 of the 2015 Safe Yield Reset Agreement further describes the mechanisms for accounting and allocation among the Appropriative Pool Parties.

### Yield Enhancement Projects: Develop Flood Control and Water Conservation Agreement

IEUA and Watermaster have met and exchanged correspondence with the San Bernardino County Flood Control District (SBCFCD) to expand the Four Party Agreement to include all facilities necessary for RMPU Implementation. IEUA, Watermaster, and SBCFCD have also met to discuss SBCFCD's anticipated permit conditions for the RMPU projects so that there would be minimal or no impact to the RMPU projects scope, budget, or schedule. IEUA and Watermaster have also met with Chino Basin Water Conservation District (CBWCD) to discuss the CBWCD facilities that are involved in the RMPU Implementation. As of October 2016, negotiations are ongoing.

### Yield Enhancement Projects: Agreement with Property Owners

Contact with SBCFCD and CBWCD has been made through the above-mentioned process. The Sierra Basin is no longer considered a potential project due to the City of Fontana's intent to repurpose that property in the future. The Lower San Sevine (PID 17) property was sold at auction; status is "ongoing due diligence by potential buyer" until May 2017. IEUA is working with California Steel Industries (CSI) on a wastewater issue and is discussing the terms of using that recharge basin for the project contemplated in the RMPU. CSI has expressed

interest in recharging the basin with stormwater, recycled water, and other sources of supplemental water. As of October 2016, discussions are ongoing.

## Years 2 and 3 -2015 and 2016

### Yield Enhancement Projects: Prepare Preliminary Design of Recommended Yield Enhancement Projects

The Preliminary Design effort has begun and is reported separately for each individual project and has been posted on Watermaster's FTP site and also accessible at this link:

[http://www.cbwm.org/FTP/Recharge%20Investigations%20and%20Projects%20Committee%20\(RIPCom\)/Project%20PDRs/](http://www.cbwm.org/FTP/Recharge%20Investigations%20and%20Projects%20Committee%20(RIPCom)/Project%20PDRs/)

The most recent report for the RMPU projects is being presented to the Pools in October 2016 for information and discussion. The report will be presented to the Pools, Advisory, and the Board in November for final selection/approval.

### Yield Enhancement Projects: Prepare Environmental Documentation for Yield Enhancement Projects

The required environmental documents for the San Sevaine Basin RMPU Project was completed on January 2016, through an IEUA Board adoption of a mitigated negative declaration on the proposed project. The required environmental documents for Lower Day Basin RMPU Project will have a similar find and action. The IEUA Board adopted the findings on April 20, 2016. The remaining RMPU projects will be addressed separately through a programmatic environmental impact report on the proposed planning level projects within the RMPU document. A report is scheduled to be completed by March 2017.

### Financing Plan

The 2013 RMPU Master Plan Update Financing Plan was approved on May 26, 2016 by the Watermaster Board. The Plan is posted on Watermaster's FTP site and also accessible at this link:

[http://www.cbwm.org/FTP/Recharge%20Investigations%20and%20Projects%20Committee%20\(RIPCom\)/RMPU%20Agreements/20160512%20Financing%20Plan%20for%20the%202013%20RMPU.pdf](http://www.cbwm.org/FTP/Recharge%20Investigations%20and%20Projects%20Committee%20(RIPCom)/RMPU%20Agreements/20160512%20Financing%20Plan%20for%20the%202013%20RMPU.pdf)

## Years 3 and 4-2016 and 2017

### Prepare Final Designs and Acquire Necessary Permits for Yield Enhancement

As of July 2016, the Final Designs for the RMPU projects will be completed by the end of 2017. San Sevaine and Lower Day projects are on an accelerated schedule; Final Design will be completed by August 2016 and April 2017, respectively.

## Years 5 and 6- 2018 and 2019

### Construct 2013 RMPU Amendment Yield Enhancement Projects

Construction of the selected RMPU projects after Final Design are anticipated to be completed by the end of 2019.

### Monitoring, Reporting, and Accounting Long-Term Average Net New Stormwater Recharge

The due date for the third round of requests for Water Quality Management Plan (WQMPs), Design Reports, and As-Built drawings for new projects and projects built between Fiscal Years 2011 and 2016 is October 31, 2016. As of October 2016, Watermaster is working with WEI to analyze the data received.

### Sustainability Projects:

Effort is underway. JCSD is the lead on this and is working with IEUA, Ontario, MVWD, and FWC to refine sustainability project opportunities. JCSD began receiving water from the City of Ontario in April 2015 per the Ontario-Jurupa In lieu Sustainability Project Agreement. With this agreement, JCSD will receive 2,000 acre-feet of Ontario's CDA allotment of water in exchange for the purchase of an equal quantity of imported water from the WFA plant for use by the City of Ontario. JCSD is also exploring other sources of imported water beyond Metropolitan Water District to diversify its water source portfolio.

The joint Vulcan/FWC project at the Vulcan Recharge Basin anticipated recharge in the Basin in early September 2015, however, due to some logistical issues it was delayed until December 21, 2015. In February 2016, Vulcan/FWC completed its 100 acre-feet recharge project. The exact amount recharged was 100.006 acre-feet. Further recharge is not anticipated until the winter of 2017.

# CHINO BASIN WATERMASTER

## IV. INFORMATION

### 3. Ground-Level Monitoring Status Report

# Quarterly Status Report

## Ground-Level Monitoring Committee

July – September 2016

---

This quarterly status report describes the background of the Ground-Level Monitoring Program (GLMP), the main activities conducted for the GLMP and by the Ground-Level Monitoring Committee (Committee) for the period July-September 2016, and the main activities planned for the period October-December 2016.

### Background

Historically, the utilization of the Chino Basin has inadvertently resulted in land subsidence and ground fissuring. Pursuant the OBMP Implementation Plan, the Watermaster developed and implements the Chino Basin Subsidence Management Plan (SMP). The objective of the SMP is to minimize or abate the occurrence of land subsidence and ground fissuring.

The SMP identifies four “Areas of Subsidence Concern” and the MZ-1 Managed Area within the Chino Basin. Figure 1 shows the locations of these areas. These are areas where land subsidence and ground fissuring have historically occurred or where the underlying hydrogeologic conditions makes these areas susceptible to land subsidence and ground fissuring. In the MZ-1 Managed Area, the Watermaster has conducted monitoring and testing programs, and has developed Management Criteria for the groundwater producers within the area to minimize or abate the future occurrence of land subsidence and ground fissuring. The Management Criteria consists of the following main elements:

- a list of production wells in the MZ-1 Managed Area that are subject to the SMP.
- an index water level measured in Watermaster’s PA-7 piezometer at Ayala Park. The index level is called the Guidance Level.
- a Watermaster recommendation that the well owners collectively manage their production so that the water level in the PA-7 piezometer remains above the Guidance Level.

The SMP also calls for:

1. an ongoing monitoring and reporting program to verify the protective nature of the SMP and identify new threats or occurrences of land subsidence.
2. a process to adjust the SMP to minimize or abate land subsidence and ground fissuring.

Since the initial SMP was adopted by the Watermaster in 2007, Watermaster has conducted the annual GLMP to implement the monitoring and reporting program (No. 1 above).

The main activities of the GLMP include:

- Setup and Maintenance of Monitoring Facilities
- Monitoring and Testing
- Data Analysis and Reporting
- Ground-Level Monitoring Committee (Committee) Meetings

The main results of the GLMP have been:

- Very little permanent land subsidence has occurred in the MZ-1 Managed Area, which indicates that subsidence is being successfully managed in this area.





# Quarterly Status Report

## Ground-Level Monitoring Committee

July – September 2016

---

- Land subsidence has been occurring in the Northwest MZ-1 Area (Northwest MZ-1). Of particular concern is that subsidence in Northwest MZ-1 has occurred differentially across the San Jose Fault and in other areas—the same pattern of differential subsidence that occurred in the MZ-1 Managed Area during the time of ground fissuring.

Based on these results, the Watermaster determined that the SMP needs to be updated to include a *Subsidence Management Plan for the Northwest MZ-1 Area* with the long-term objective to minimize or abate the occurrence of the differential land subsidence. To assist in this update, the GLMP has been expanded in Northwest MZ-1. The SMP was updated in 2015 to include the *Work Plan to Develop a Subsidence Management Plan for the Northwest MZ-1 Area* (Work Plan). The Work Plan includes eleven tasks that include investigations, construction of monitoring facilities, monitoring and testing programs, modeling, and reporting. Tasks 1 through 5 and 11, or portions thereof, are planned for FY 2016-17. These Tasks include:

- Task 1: Describe the Initial Hydrogeologic Conceptual Model and the Monitoring and Testing Program
- Task 2: Implement the Initial Monitoring and Testing Program
- Task 3: Develop and Evaluate the Baseline Management Alternative
- Task 4: Develop and Evaluate the Initial Subsidence-Management Alternative
- Task 5: Design and Install the Pomona Extensometer Facility
- Task 11: Meetings and Administration

### Activities Performed from July - September 2016

#### Setup and Maintenance of Monitoring Facilities

- Performed monthly routine maintenance, data collection, and verification at the Ayala Park Extensometer and Chino Creek Extensometer facilities.
- Repaired a transducer in PC-4 at Ayala Park that was malfunctioning.
- *Northwest MZ-1 Area Investigation:*
  - Coordinated with the Monte Vista Water District and the City of Pomona to determine the modifications needed for collection of groundwater-level and production data from their wells for the monitoring program.

#### Monitoring and Testing

- Performed quarterly collection, processing, checking, and storing of piezometric and aquifer-system deformation data from the wells and the Ayala Park and Chino Creek extensometer facilities shown on Figure 1.
- Collected InSAR data for western Chino Basin from the German Aerospace Center's TerraSAR-X satellite.
- *Long-Term Pumping Test in the MZ-1 Managed Area.* The Long-Term Pumping Test, described in





## Quarterly Status Report Ground-Level Monitoring Committee July – September 2016

---

the SMP, was developed by the Committee to test and refine the Guidance Level for the Managed Area. The test requires that the City of Chino Hills simultaneously pump wells CH-15B and CH-17 to cause water levels at PA-7 to decline below the Guidance Level. The recovery phase of the Long-Term Pumping Test includes groundwater injection cycles at the City of Chino Hills' well CH-16. Both CH-15B and CH-16 require physical improvements to function in the Long-Term Pumping Test. The following work was performed for the Long-Term Pumping Test during the reporting period:

- The City of Chino Hills cleaned and reinstalled the resin into the vessels at CH-15B. No significant pumping occurred at the wells in the MZ-1 Managed Area that resulted in water levels to decline below the Guidance Level at PA-7.
- *Northwest MZ-1 Area Investigation:*
  - Collected, processed and checked groundwater level data and production data from wells in the study area.

### **Data Analysis and Reporting**

- *2015 Annual Report of the Ground-Level Monitoring Committee:*
  - Distributed the draft-final Annual Report to the Committee for review and comments on August 19, 2016.
  - Discussed the main results, conclusions and recommendations, and comments received from the Committee, and the responses to those comments, at the Appropriate Pool Committee meeting on September 8, 2016.
  - Discussed the comments received from the Committee, and the responses to those comments, at the Committee meeting on September 22, 2016.
  - *Prepared red-line and clean versions of the final Annual Report for distribution with the October Pool meeting packet.*
- *Northwest MZ-1 Area Investigation:*
  - Prepared text, tables, and figures and performed internal review for the draft report titled, *Initial Hydrogeologic Conceptual Model and the Monitoring and Testing Program for the Northwest MZ-1 Area*. The report describes the hydrogeological information that is known and required to develop a SMP for Northwest MZ-1.
  - Prepared, text, tables, and figures for the draft technical memorandum titled, *Development and Characterization of the Baseline Management Alternative for the Northwest MZ-1 Area*.

### **Meetings of the Ground-Level Monitoring Committee**

A meeting of the Committee was conducted on September 22, 2016. The meeting agenda included the following items:

- Reviewed the main results and conclusions from the 2015 Annual Report.
- Reviewed comments and responses on the 2015 Annual Report.



# Quarterly Status Report

## Ground-Level Monitoring Committee

July – September 2016

---

- Discussed the scope and schedule for the Ground-Level Monitoring Program for FY 2016-17.

### Activities Planned for October - December 2016

#### *Setup and Maintenance of Monitoring Facilities*

- Perform monthly routine maintenance, data collection, and verification at the Ayala Park Extensometer and Chino Creek Extensometer facilities.
- *Northwest MZ-1 Area Investigation:*
  - Coordinate with the Monte Vista Water District and the City of Pomona to determine necessary modifications to facilitate collection of groundwater levels and production data from wells in the study area.

#### *Monitoring and Testing*

- Perform quarterly collection, processing, checking, and storing of piezometric and aquifer-system deformation data from the wells and extensometers shown on Figure 1.
- Collect InSAR data across the western Chino Basin from the German Aerospace Center's TerraSAR-X satellite.
- *Long-Term Pumping Test in the MZ-1 Managed Area:*
  - The City of Chino Hills plans to install new wellhead-treatment filters at well CH-15B in an effort to prepare this well to pump groundwater.
  - The City of Chino Hills plans to release an RFP for modifications to the water delivery pipeline to the CH-16 well.
- *Northwest MZ-1 Area Investigation:*
  - Continue to implement the Initial Monitoring Program at wells in and around Northwest MZ-1. Pressure transducers are used to monitor groundwater levels in wells. Production data is collected and includes on/off times and production rates at production wells.
  - Utilize the one-dimensional aquifer-system compaction model with the Chino Basin Groundwater Model and Baseline Management Alternative to estimate future subsidence in the Northwest MZ-1 if the Chino Basin Parties operate without an SMP for the Northwest MZ-1. The estimate of future subsidence using the one-dimensional aquifer-system compaction model and Chino Basin Groundwater Model will be finalized during FY 2016/17.

#### *Data Analysis and Reporting*

- The *2015 Annual Report of the Ground-Level Monitoring Committee* will be presented through the Watermaster Pool process for approval during October 2016 and, when approved, submitted to the Court.
- Perform analysis of the DHX and electronic distance measurement (EDM) data collected in the Managed Area to date with respect to local groundwater levels and vertical ground motion



## Quarterly Status Report Ground-Level Monitoring Committee July – September 2016

---

to assess the usefulness of the horizontal extensometer as a tool to measure ground motion and, if deemed useful, to determine a potential location for the re-installation of the DHX in the Managed Area.

- *Northwest MZ-1 Area Investigation:*
  - The draft technical memorandum titled *Initial Hydrogeologic Conceptual Model and the Monitoring and Testing Program for the Northwest MZ-1 Area* will be submitted to the Committee for review in October 2016. The final technical memorandum is scheduled to be published in November 2016.
  - Conduct a siting study to identify potential site(s) for the Pomona Extensometer facility. The potential sites(s) will be reviewed with the Committee.

### *Meetings of the Ground-Level Monitoring Committee*

Two Committee meetings are anticipated during the period October through December 2016.

A meeting of the Committee is scheduled for *October 27, 2016 at 9:00 am*. The meeting agenda will include the following items:

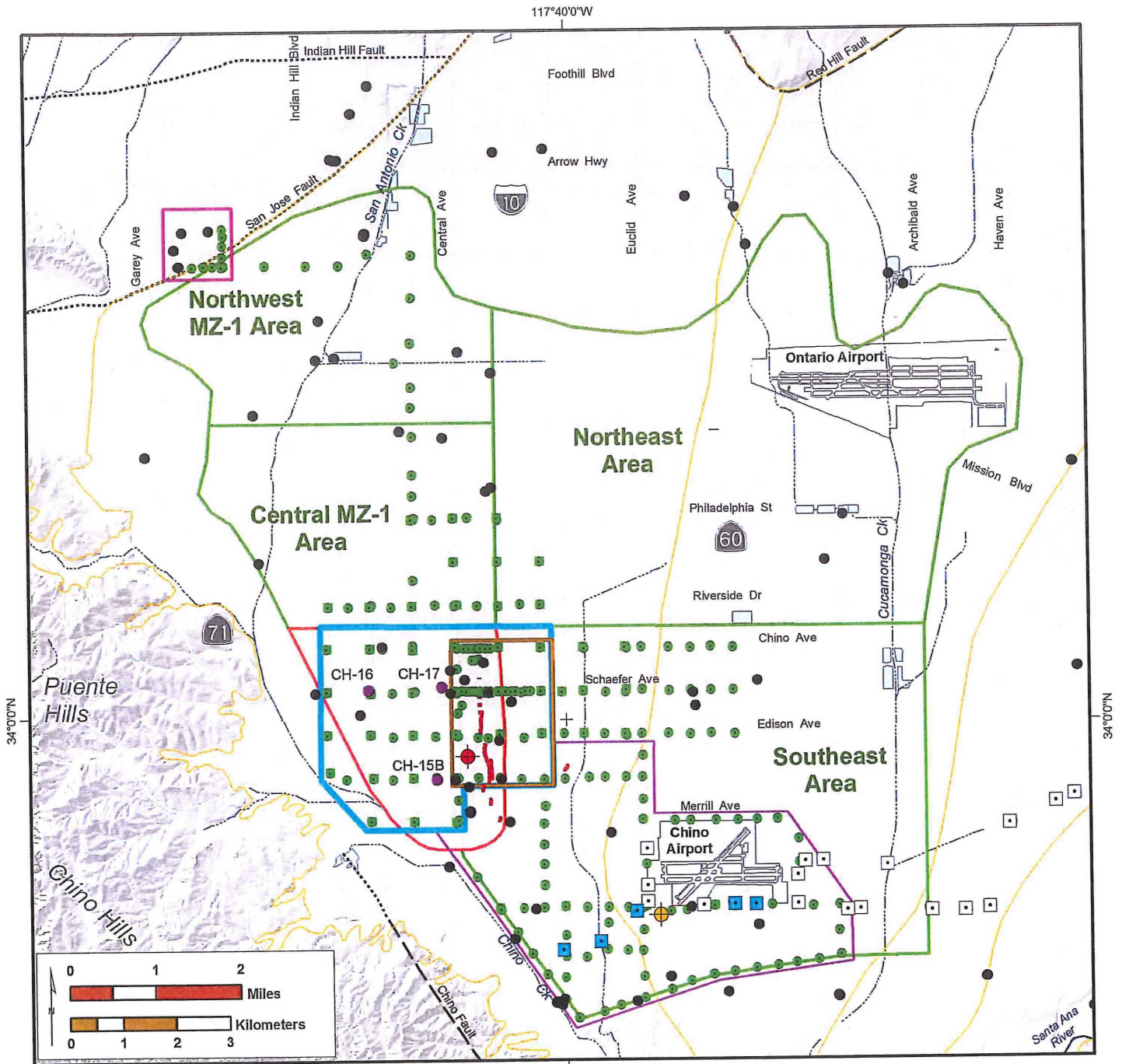
- Review and discuss the results and conclusions from the draft *Initial Hydrologic Conceptual Model and Monitoring and Testing Program*.

A meeting of the Committee is scheduled for *December 1, 2016 at 10:30 am*. The meeting agenda will include the following items:

- Review and discuss the potential site(s) for the Pomona Extensometer facility.
- Review and discuss the draft task memorandum with the results, conclusions, and recommendations from the Initial Monitoring Program.







**Survey Benchmarks**

- Benchmark Monument

**Survey Areas**

- Southeast Area
- Fissure Zone
- Managed Area
- San Jose Fault Zone

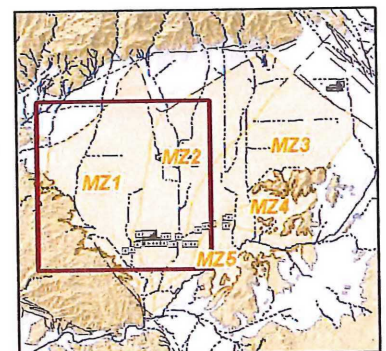
**Wells and Extensometers**

- Well Monitored by Pressure Transducer
- Wells CH-15B, CH-16 & CH-17
- Desalter Well
- Desalter Well - Chino Creek Well Field
- Ayala Park Extensometer
- Chino Creek Extensometer

- MZ-1 Managed Area

- Areas of Subsidence Concern

- ~ Historical Ground Fissures



Prepared by:



Author: TCR  
Date: 20161004  
File: Figure\_1.mxd



Ground-Level Monitoring Committee

**Ground-Level Monitoring Program**

Q1 FY2016-17

**Figure 1**

# CHINO BASIN WATERMASTER

## IV. INFORMATION

4. South Archibald and Chino Airport Plumes Status Report

## Quarterly Status Report on the South Archibald TCE Plume – October 2016

---

**Contaminant:** The primary contaminant is Trichloroethene (TCE). The maximum contaminant level (MCL) for TCE is 5 micrograms per liter ( $\mu\text{g/L}$ ). The maximum TCE concentration detected in a groundwater sample collected from wells within the plume during the last five years (2011 to 2015) is 90  $\mu\text{g/L}$ .

**Location:** The South Archibald TCE plume is located in the southern Chino Basin within the City of Ontario. As delineated by the Chino Basin Watermaster (Watermaster) in 2015<sup>1</sup>, the extent of the plume with detectable TCE concentrations is about 11,000 feet wide and 23,000 feet long, and extends from State Route 60 on the north to Bellegrave Ave. to the south, between Haven and Turner Avenues on the east, and Grove Avenue on the west. In 2014, several parties<sup>2</sup> delineated the extent of the plume area with TCE concentrations greater than or equal to 5  $\mu\text{g/L}$ . Both plume delineations are shown in Exhibit 1.

**Cleanup and Abatement Orders (CAOs):** In 2005, the Santa Ana Regional Water Quality Control Board (Regional Board) issued six Draft CAOs to the Aerojet-General Corporation, The Boeing Company, Northrop Grumman Corporation, Lockheed Martin Corporation, General Electric Corporation and the United States Department of Defense; and in 2012 issued one Draft CAO jointly to the City of Ontario, City of Upland, and Inland Empire Utilities Agency (IEUA).

In 2016, the Regional Board issued final language for the Stipulated Settlement and CAO No. R8-2016-0016<sup>3</sup> to the parties listed above, with the exception of Northrop Grumman Corporation. The final CAO will become effective pending all identified parties' signatures.

**Regulatory and Monitoring History:** In the mid-1980s, the Metropolitan Water District of Southern California determined that TCE was present in private wells in the southern Chino Basin as part of the work associated with the Chino Basin Storage Program. The Regional Board confirmed this with subsequent rounds of sampling.

The Regional Board issued Draft CAOs in 2005 for six different parties who were tenants on the Ontario Airport property. On a voluntary basis, four of the parties—Aerojet-General Corporation, The Boeing Company, General Electric Company, and Lockheed Martin Corporation, collectively ABGL parties, worked together, along with the U.S. Department of Defense, to investigate the source of the contamination. Part of the investigations included collecting water-quality samples from private wells and taps at residences, and the construction and sampling of four triple-nested monitoring wells. Alternative water systems were provided at private residences in the area where groundwater was contaminated with TCE.

In 2008, Regional Board staff conducted research pertaining to the likely source of the TCE contamination and identified discharges of wastewater that may have contained TCE to the RP-1 treatment plant and

---

<sup>1</sup> Wildermuth Environmental, Inc. (2015). Optimum Basin Management Program – 2014 State of the Basin Report. Prepared for the Chino Basin Watermaster. June 2015.

<sup>2</sup> Erler & Kalinowski. (2014). Supplemental Data Report. Trichloroethene Plume. Central Chino Basin, Ontario, California. Prepared for Aerojet Rocketdyne, Boeing, General Electric, and Lockheed Martin. November 19, 2014.

<sup>3</sup> California Regional Water Quality Control Board Santa Ana Region (2016). Stipulated Settlement and Cleanup and Abatement Order No. R8-2016-0016. City of Ontario, City of Upland and Inland Empire Utilities Agency, Aerojet Rocketdyne Inc., The Boeing Company, General Electric Company, Lockheed Martin Corporation and the United States of America, Former Ontario-Upland Sewage Treatment Plant (Regional Recycling Plant No. 1) City of Ontario.





## Quarterly Status Report on the South Archibald TCE Plume – October 2016

---

associated disposal areas to be a potential source. The Regional Board identified several industries, including some previously identified tenants of the Ontario Airport property, that likely used TCE solvents before and during the early-1970s, and discharged wastes to the Cities of Ontario and Upland sewage systems tributary to the RP-1 treatment plant and disposal areas. In 2012, an additional Draft CAO was issued by the Regional Board jointly to the City of Ontario, City of Upland, and the IEUA as the previous and current operators of the RP-1 treatment plant and disposal area (collectively RP-1 parties).

Under the Regional Board's oversight, sampling at private residential wells and taps has been conducted approximately every two years (2007-08, 2009, 2011 and 2013-14) by multiple parties in the region where groundwater is potentially contaminated with TCE. As of 2014, all private wells and/or taps in the area of the plume have been sampled at least once since 2007. The most recent monitoring report with all this data was published in November 2014<sup>4</sup>. Alternate water systems (tanks) have been installed at residences in the area where well water contains TCE at or above 80 percent of the MCL for TCE (e.g. equal to or greater than 4 µg/L). Residents who declined tank systems are being provided bottled water.

Watermaster routinely samples private wells in the plume area for water quality. Watermaster also conducted two rounds of split sampling with ABGL parties: one in 2009 at the four multi-port ABGL monitoring wells, and one in 2011 at private residences' wells and taps. Watermaster uses data obtained from their own monitoring efforts to delineate the plume. The most recent characterization of the plume was completed by Watermaster in 2015 for the 2014 State of the Basin Report<sup>1</sup> (see Exhibit 1).

### Recent Activity:

The RP-1 parties completed the Draft Feasibility Study Report for the South Archibald Plume (Feasibility Study) in July 2015<sup>5</sup>. The Feasibility Study establishes clean-up objectives for both domestic water supply and plume remediation, and evaluates alternatives to accomplish these objectives. A Draft Remedial Action Plan (RAP) was concurrently prepared by the RP-1 parties<sup>6</sup> and published in August 2015. A public review period followed along with two community meetings convened in September 2015 to educate the public about the plume, the Feasibility Study and the RAP, and to solicit comments on these reports. A public repository of all pertinent documents is available online at <http://tceplumecleanup.com>. In November 2015 a revised Draft Feasibility Study<sup>7</sup>, RAP<sup>8</sup>, and Responses to Comments were completed to address input from the public, ABGL, and other parties.

The preferred plume remediation alternative identified in the Draft Feasibility Study and RAP involves the use of existing and proposed Chino Basin Desalter Authority (CDA) production wells and treatment

---

<sup>4</sup> Erler & Kalinowski, Inc. (2014). Supplemental Data Report Trichloroethene Plume Central Chino Basin. Prepared for Aerojet Rocketdyne, Boeing, General Electric, and Lockheed Martin. November 19, 2014.

<sup>5</sup> Dudek (2015). Draft Feasibility Study Report South Archibald Plume, Ontario, California. Prepared for City of Ontario, City of Upland, and Inland Empire Utilities Agency. July 2015.

<sup>6</sup> Dudek (2015). Draft Remedial Action Plan South Archibald Plume, Ontario, California. Prepared for City of Ontario, City of Upland, and Inland Empire Utilities Agency. August 2015.

<sup>7</sup> Dudek (2015). Draft Feasibility Study Report South Archibald Plume, Ontario, California. Prepared for City of Ontario, City of Upland, and Inland Empire Utilities Agency. November 2015.

<sup>8</sup> Dudek (2015). Draft Remedial Action Plan South Archibald Plume, Ontario, California. Prepared for City of Ontario, City of Upland, and Inland Empire Utilities Agency. November 2015.



## Quarterly Status Report on the South Archibald TCE Plume – October 2016

---

facilities. The RP-1 parties and the CDA reached a Joint Facility Development Agreement<sup>9</sup> for implementation of a project designed to remediate the South Archibald Plume. The proposed project includes the construction and operation of three new CDA production wells, and a dedicated pipeline to convey groundwater produced from the three new wells and the existing CDA well I-11 to the Desalter II treatment facility.

The preferred domestic water supply alternative identified in the Feasibility Study and RAP for those residences affected by TCE contamination of groundwater associated with the plume, is a hybrid between the installation of tank systems for some residences, where water is delivered from the City of Ontario potable supply via truck deliveries, and installing a temporary pipeline to connect some residences to the City of Ontario potable water system. With the adoption of the Final CAO, the City of Ontario will assume the responsibility of implementing the preferred domestic water supply alternative.

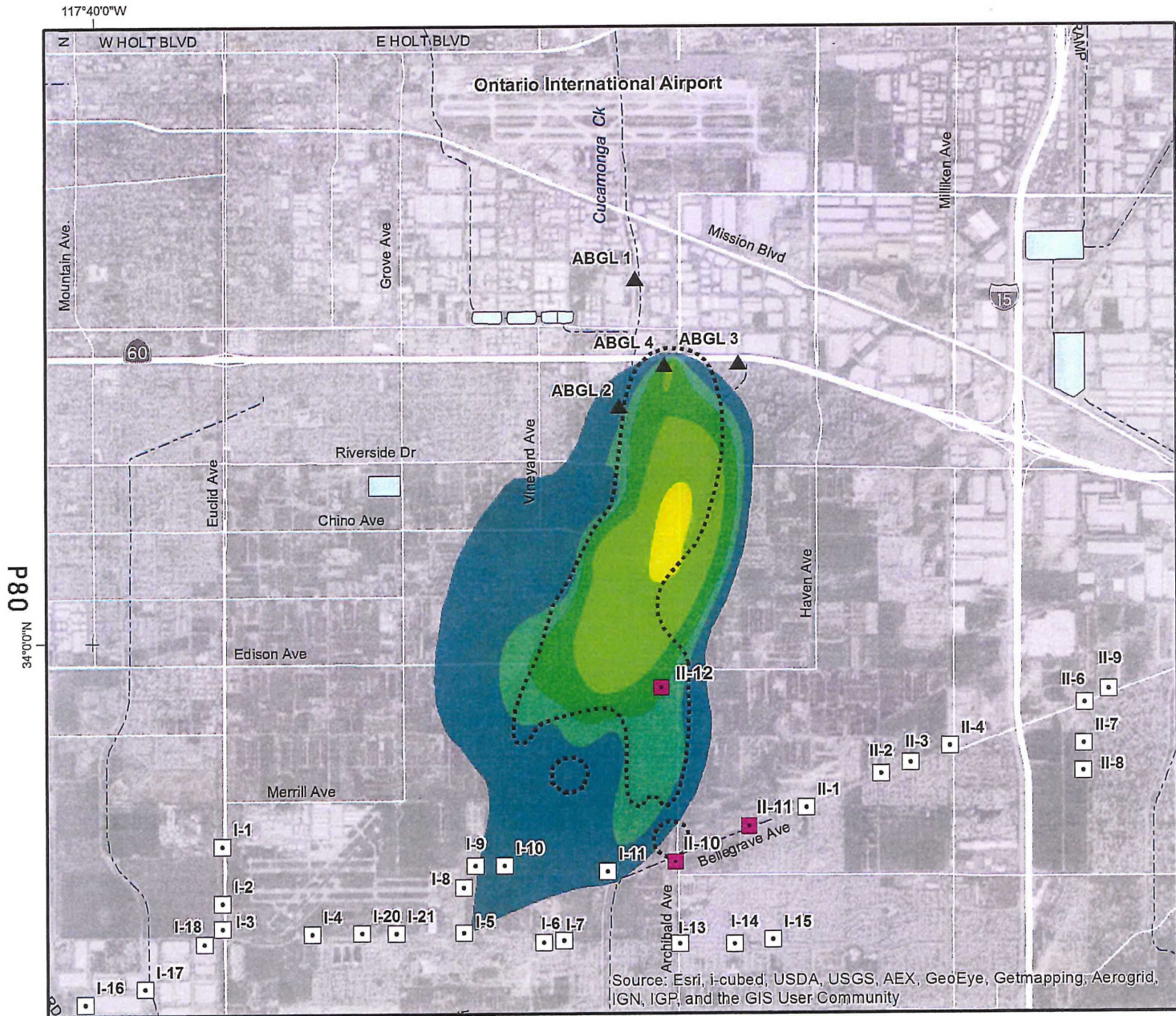
The Regional Board issued the Final CAO in September 2016 collectively to the RP-1 parties and the ABGL parties except the Northrop Grumman Corporation. Settlement discussions are ongoing between the parties to whom the Final CAO has been issued. These discussions are near resolution, and a settlement agreement is anticipated in the last quarter of 2016. The adoption of the Final CAO by all identified parties will approve the preferred plume remediation and domestic water supply alternatives selected in the RAP. With the adoption of the Final CAO, the identified parties will authorize funding to initiate implementation of the preferred plume remediation alternative. Project design for the preferred plume remediation alternative is expected to begin in the first quarter of 2017.

---

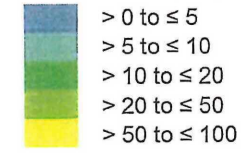
<sup>9</sup> Agreement dated June 22, 2015





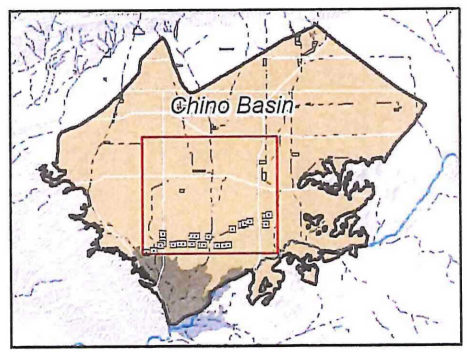


Maximum TCE Concentration ( $\mu\text{g/L}$ )  
 from July 2009 to June 2014  
 (Delineated by Watermaster in the 2014 State  
 of the Basin Report)



Extent of the TCE Plume with  
 Concentrations Greater than or  
 Equal to 5  $\mu\text{g/L}$  Using Data Collected  
 by ABGL during 2011 to 2014.  
 (Delineated in the November 2014  
 Supplemental Data Report)

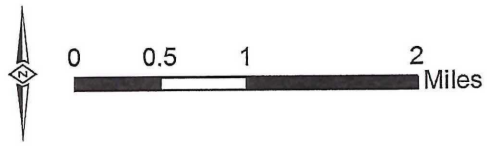
- Chino Basin Desalter Authority  
 Production Wells:
- Existing (Constructed Between 1999 to 2012)
  - New (Currently Being Constructed and Equipped)
- ▲ ABGL Monitoring Well
- Streams & Flood Control Channels
- Flood Control & Conservation Basins



P80

117°40'0"W  
 Prepared by:  
  
 23692 Bircher Drive  
 Lake Forest, CA 92630  
 949.420.3030  
 www.weiwater.com

Author: VMW  
 Date: 7/7/2016  
 Name: SouthArchibald\_20160707



South Archibald TCE Plume



## Quarterly Status Report on the Chino Airport TCE Plume – October 2016

---

**Contaminants:** The primary contaminant is Trichloroethene (TCE). The maximum contaminant level for TCE is 5 micrograms per liter ( $\mu\text{g/L}$ ). The maximum TCE concentration detected in a groundwater sample collected from wells within the plume area during the last five years (July 2011 to June 2016) is 830  $\mu\text{g/L}$ . Other contaminants of concern include 1,2,3-trichloropropane, 1,2-dichloroethane, 1,1-dichloroethene, cis-1,2-dichloroethene, carbon tetrachloride, and 1,4-dioxane.

**Location:** The Chino Airport TCE Plume is located in the southwestern portion of the Chino Basin within the City of Chino (Exhibit 1). As delineated by the Chino Basin Watermaster (Watermaster) in 2015<sup>1</sup>, the extent of the plume with detectable TCE concentrations greater than 0.5  $\mu\text{g/L}$  is about 3,500 feet wide and 12,500 feet long, extending from the Chino Airport towards the southwest to just below Pine Avenue. The County's most recent (2016) delineation of the extent of the plume with TCE concentrations greater than or equal to 5  $\mu\text{g/L}$  is also shown in Exhibit 1. Since 2015, the County recognizes two plumes originating from the Chino Airport; the West Plume and East Plume.

**Cleanup and Abatement Orders (CAOs):** The Santa Ana Regional Water Quality Control Board (Regional Board) issued CAO No. 90-134 and CAO No. R8-2008-0064 to the County.

**Regulatory and Monitoring History:** In 1990, the Regional Board issued CAO No. 90-134 to address groundwater contamination originating from the Chino Airport. From 1991 to 1992, ten inactive underground storage tanks and 310 containers of hazardous waste were removed, and 81 soil borings were drilled and sampled on the airport property. During 2003 to 2005, nine onsite monitoring wells were installed and used to collect groundwater quality samples. In 2007, the County conducted its first offsite monitoring effort, which included 22 cone penetrometer tests (CPT) and direct push borings from which water quality samples were collected. In 2008, the Regional Board issued CAO No. R8-2008-0064 requiring the County to define the lateral and vertical extent of the plume and to prepare a remedial action plan. From 2009 to 2012, 33 offsite monitoring wells were installed at 15 locations to characterize the extent of the contamination downgradient from the airport property.

From 2013 to 2014 the County conducted an extensive investigation of several areas identified for additional characterization of the soil and groundwater contamination associated with the Chino Airport. The investigative work included: piezocone-penetrometer tests; vertical-aquifer-profiling (VAP) borings with depth-discrete groundwater sampling; soil-gas probe sampling; high-resolution soil sampling and analysis; real-time data analysis; and three-dimensional contaminant distribution modeling. At the conclusion of this work, 33 groundwater monitoring wells were installed in 17 locations on and adjacent to the Airport property from September 2014 through February 2015.

The County conducts quarterly, annual, or biennial water-quality monitoring, and quarterly water-level monitoring at their 75 monitoring wells constructed to date. Conclusions from the monitoring program can be found in reports posted on the Regional Board's GeoTracker website<sup>2</sup>. The most recent monitoring

---

<sup>1</sup> Wildermuth Environmental Inc. (2015). Optimum Basin Management Program - 2014 State of the Basin Report. Prepared for the Chino Basin Watermaster. June 2015.

<sup>2</sup> [http://geotracker.waterboards.ca.gov/profile\\_report.asp?global\\_id=SL208634049](http://geotracker.waterboards.ca.gov/profile_report.asp?global_id=SL208634049)



## Quarterly Status Report on the Chino Airport TCE Plume – October 2016

---

report submitted to the Regional Board was in September 2016<sup>3</sup>. The County characterizes the extent of the plume vertically in multiple cross-sectional views, and laterally in an areal view, using the data collected from their monitoring program. The most recent characterization of the TCE plume prepared by the County was in a 2016 monitoring report<sup>3</sup>. Exhibit 1 shows the areal extent of the plume as recently delineated by the County. No groundwater remediation activities have been performed yet by the County.

The Watermaster collects groundwater-quality samples from private wells in the plume area, and at its HCMP-4 monitoring well located in the southern portion of the plume. The Chino Basin Desalter Authority (CDA) collects groundwater-quality samples from its production wells located in the plume area. Watermaster uses data from the County, CDA, and their own sampling to perform an independent characterization of the areal extent and concentration of the TCE plume. The most recent characterization of the plume completed by Watermaster was in 2015 for the 2014 State of the Basin Report<sup>1</sup> and is shown on Exhibit 1.

**Recent Activity:** The County completed a Draft Feasibility Study<sup>4</sup> for the Chino Airport in August 2016. The Feasibility Study identifies remedial action objectives for contaminated groundwater originating from the Chino Airport and evaluates remediation alternatives for mitigation. The recommend remediation alternative in the Feasibility Study is a groundwater pump-and-treat system to provide hydraulic containment and treatment of both the West Plume and East Plume originating from the Chino Airport. The system consists of seven extraction wells that will produce approximately 650 gallons per minute of groundwater for treatment onsite using carbon adsorption. An air stripper may be added to the system if found necessary. The preferred option for discharge of treated groundwater is to construct a pipeline to the onsite CDA Chino-I Desalter influent pipeline. If this discharge option is not available at the time of system construction the backup options are to discharge to the local surface waters or treatment plants, or to six injection wells at the northeast corner of the Chino Airport. Additionally, the County has proposed an interim remediation plan to construct a granular activated carbon wellhead treatment system at CDA well I-18 located at the center of the plume, which is currently not being used by the CDA for groundwater production for the Chino Desalters. The CDA is currently reviewing the proposed design and operations plan for this well-head treatment system. The Draft Feasibility Study will be finalized after comments from the Regional Board are received and adequately addressed.

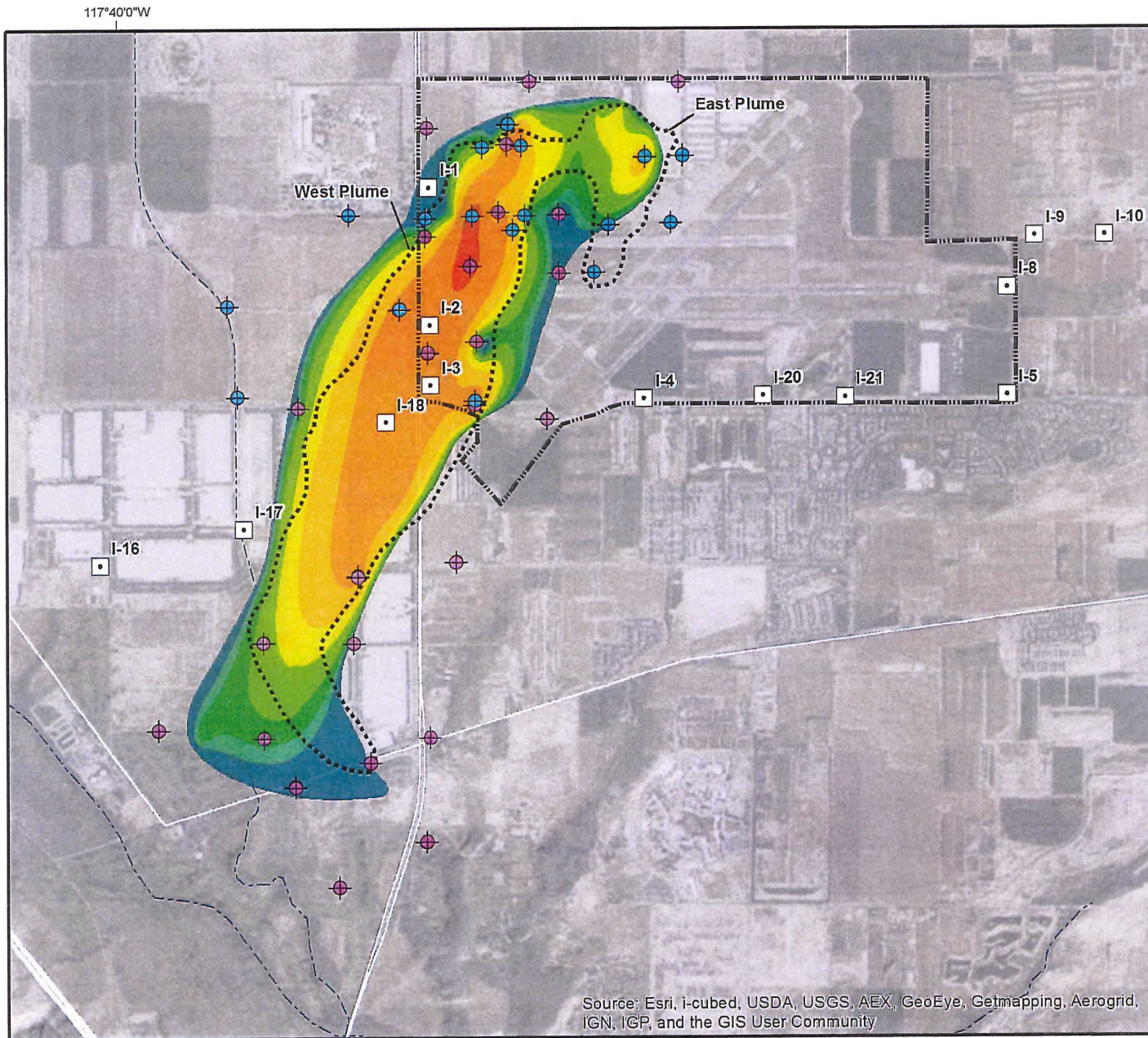
---

<sup>3</sup> Tetra Tech (2016) Semiannual Groundwater Monitoring Report Winter and Spring 2016. Chino Airport Groundwater Assessment, San Bernardino County, California. Prepared for County of San Bernardino Department of Architecture and Engineering. September 2016.

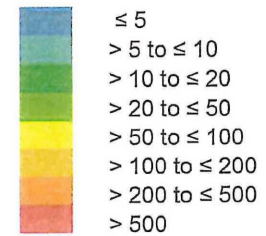
<sup>4</sup> Tetra Tech (2016) Draft Feasibility Study Chino Airport San Bernardino County, California. Prepared for the County of San Bernardino, Department of Architecture and Engineering. August 2016.










Maximum TCE Concentration (µg/L)  
 July 2009 to June 2014  
 (Delineated by Watermaster in the 2014  
 State of the Basin Report)

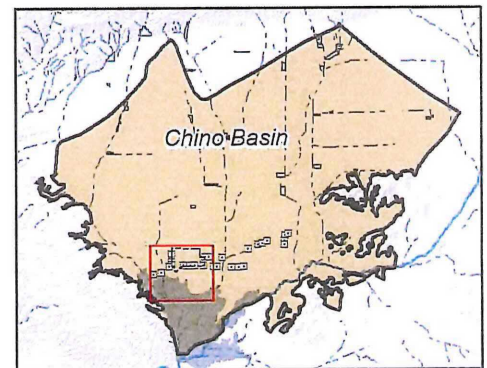


 Extent of TCE Plume with Concentrations Greater than or Equal to 5 ug/L as Delineated by the County in 2016 Using Their Data (February 2016 Monitoring Report)

County of San Bernardino Monitoring Well (some locations have multiple wells at various depths)

-  Constructed Between 2003 and 2012
-  Constructed Between September 2014 and February 2015

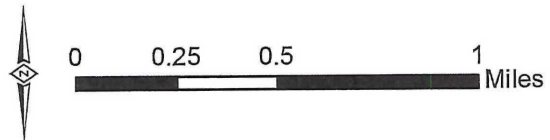
-  Chino Basin Desalator Authority Production Well
-  Chino Airport Property Boundary



Source: Esri, i-cubed, USDA, USGS, AEX, GeoEye, Getmapping, Aerogrid, IGN, IGP, and the GIS User Community

Prepared by:  
  
 23692 Bircher Drive  
 Lake Forest, CA 92630  
 949.420.3030  
 www.weiwater.com

Author: VMW  
 Date: 10/3/2016  
 Name: ChinoAirport\_20160707



  
 CBWM Quarterly Status Report

**Chino Airport TCE Plume**

THIS PAGE  
HAS  
INTENTIONALLY  
BEEN LEFT  
BLANK  
FOR PAGINATION