

CHINO BASIN WATERMASTER



NOTICE OF ANNUAL MEETINGS

Thursday, January 12, 2017

- 9:00 a.m. – Annual Appropriative Pool Meeting
- 11:00 a.m. – Annual Non-Agricultural Pool Meeting
- 1:30 p.m. – Annual Agricultural Pool Meeting

*AT THE OFFICES OF CHINO BASIN WATERMASTER
9641 San Bernardino Road
Rancho Cucamonga, CA 91730
(909) 484-3888*

CHINO BASIN WATERMASTER

Thursday, January 12, 2017

- 9:00 a.m. – Annual Appropriative Pool Meeting
- 11:00 a.m. – Annual Non-Agricultural Pool Meeting
- 1:30 p.m. – Annual Agricultural Pool Meeting

POOL AGENDAS

**CHINO BASIN WATERMASTER
ANNUAL APPROPRIATIVE POOL MEETING**

9:00 a.m. – January 12, 2017

WITH

*Mr. Darron Poulsen, 2016 Chair
Mr. Todd Corbin, 2016 Vice-Chair*

At The Offices Of

Chino Basin Watermaster
9641 San Bernardino Road
Rancho Cucamonga, CA 91730

AGENDA

CALL TO ORDER

AGENDA – ADDITIONS/REORDER

RECOGNITION OF KEN JESKE'S CONTRIBUTIONS TO WATERMASTER

I. ANNUAL ELECTIONS (ACTION)

- A.** Elect the following calendar year 2017 Officers of the Pool: Chair, Vice-Chair, Secretary, Treasurer, and Assistant Secretaries and Treasurers as may be appropriate.

Chair _____

Vice-Chair _____

Secretary/Treasurer Watermaster General Manager

B. Calendar Year 2017 Appropriative Pool Minor Representatives to the 2017 Advisory Committee

According to the Appropriative Pool Pooling Plan, each major Appropriator is entitled to one representative on the Advisory Committee. In addition, the minor Appropriators shall elect two representatives to serve on the Advisory Committee. The minor producers for 2017 are: Arrowhead Mountain Spring Water, City of Fontana, City of Norco, County of San Bernardino, Golden State Water Company, Marygold Mutual Water Company, Monte Vista Irrigation Company, Niagara Bottling Company, Nicholson Trust, San Antonio Water Company, Santa Ana River Water Company, West End Consolidated Water Company, and West Valley Water District.

Minor Rep #1 _____

Minor Rep #2 _____

C. Calendar Year 2017 Appropriative Pool Member Appointed to Serve as Advisory Committee Officer

According to the rotation sequence established among the Pools, the Appropriators will be asked to appoint a designated representative to serve as Second Vice-Chair on the Advisory Committee during Calendar Year 2017.

Appropriative Pool Officer (Second Vice-Chair) Appointment to the Advisory Committee:

D. Calendar Year 2017 Appropriative Pool Representation on the Watermaster Board (Information Only)

According to the Board rotation schedule filed with the Court in 2000 and updated on November 17, 2015, the Appropriator listed below has a seat on the Board in 2017 and 2018 and has appointed a representative and alternate as shown below:

Fontana Water Company

New Member: Robert DiPrimio

Alternate: Josh Swift

II. CONSENT CALENDAR

Note: All matters listed under the Consent Calendar are considered to be routine and non-controversial and will be acted upon by one motion in the form listed below. There will be no separate discussion on these items prior to voting unless any members, staff, or the public requests specific items be discussed and/or removed from the Consent Calendar for separate action.

A. MINUTES

1. Minutes of the Appropriative Pool Meeting held November 10, 2016 (*Page 1*)

B. FINANCIAL REPORTS

1. Cash Disbursements for the month of October 2016 (*Page 19*)
2. Watermaster VISA Check Detail for the month of October 2016 (*Page 31*)
3. Combining Schedule for the Period July 1, 2016 through October 31, 2016 (*Page 35*)
4. Treasurer's Report of Financial Affairs for the Period October 1, 2016 through October 31, 2016 (*Page 39*)
5. Budget vs. Actual Report for the Period July 1, 2016 through October 31, 2016 (*Page 43*)
6. Cash Disbursements for the month of November 2016 (*Page 63*)
7. Watermaster VISA Check Detail for the month of November 2016 (*Page 75*)
8. Combining Schedule for the Period July 1, 2016 through November 30, 2016 (*Page 79*)
9. Treasurer's Report of Financial Affairs for the Period November 1, 2016 through November 30, 2016 (*Page 83*)
10. Budget vs. Actual Report for the Period July 1, 2016 through November 30, 2016 (*Page 87*)

C. CHINO BASIN WATERMASTER INVESTMENT POLICY (*Page 107*)

Recommend that the Advisory Committee recommends approval of Resolution 2017-01 – Resolution of the Chino Basin Watermaster, San Bernardino County, California, Re-Authorizing the Watermaster's Investment Policy.

D. LOCAL AGENCY INVESTMENT FUND (*Page 113*)

Recommend that the Advisory Committee recommends approval of Resolution 2017-02 – Resolution Authorizing Investment of Monies in the Local Agency Investment Fund (LAIF).

E. WATER TRANSACTIONS (*Page 115*)

1. Notice of Sale or Transfer – The permanent transfer of 27.619 acre-feet of Safe Yield from Ameron International Corporation ("Ameron") to TAMCO, a California Corporation ("TAMCO"). In addition, Ameron requests to transfer 27.619 acre-feet of its Carryover Balance, and 169.358 acre-feet from its Local Storage Account to TAMCO.
2. Notice of Sale or Transfer – The purchase of 2,000.000 acre-feet of water from the City of Norco by Fontana Water Company. This purchase is made from the City of Norco's Excess Carryover Account and is to be transferred to Fontana Water Company's Annual Production Right/Operating Safe Yield.

III. BUSINESS ITEMS

A. STORAGE AGREEMENTS (Information Only) (Page 139)

Offer advice and assistance to Watermaster.

B. NOTICE OF OVERLYING (NON-AGRICULTURAL) POOL AVAILABLE WATER PER RESTATED JUDGMENT EXHIBIT "G" (Information Only) (Page 147)

IV. REPORTS/UPDATES

A. LEGAL COUNSEL REPORT

1. December 9, 2016 Hearing
2. Safe Yield Reset

B. ENGINEER REPORT

1. Pomona Extensometer
2. Santa Ana River: BMPTF, SBVMWD RFP, Prado Basin AMP
3. SGMA: Model Update and Required Demonstrations, Annual Reporting, and Fringe Areas
4. California Statewide Groundwater Elevation Monitoring (CASGEM)
5. Watermaster Reporting Requirements

C. CFO REPORT

1. 2016/17 Assessment Invoicing

D. GM REPORT

1. Santa Ana River Watershed Update
2. SGMA Update
3. Storage
4. RIPCom Update
5. Other

V. INFORMATION

1. Annual Filing of Notice of Intent Regarding the Determination of Operating Safe Yield (Page 155)
2. Cash Disbursements for December 2016 (Page 157)
3. Recharge Investigations and Projects Committee (RIPCom) (Page 169)
4. Ground Level Monitoring Report (Quarterly) (Page 187)
5. Update on South Archibald and Chino Airport Plumes (Quarterly) (Page 193)
6. RMPU Status Report (Quarterly) (Page 201)

VI. POOL MEMBER COMMENTS

VII. OTHER BUSINESS

VIII. CONFIDENTIAL SESSION - POSSIBLE ACTION

Pursuant to the Appropriative Pool Rules & Regulations, a Confidential Session may be held during the Watermaster Pool meeting for the purpose of discussion and possible action.

1. Strategic Planning

IX. FUTURE MEETINGS AT WATERMASTER

1/12/17	Thu	9:00 a.m.	Annual & Election Appropriative Pool
1/12/17	Thu	11:00 a.m.	Annual & Election Non-Agricultural Pool
1/12/17	Thu	1:30 p.m.	Annual & Election Agricultural Pool
1/19/17	Thu	9:00 a.m.	Advisory Committee
1/19/17	Thu	9:30 a.m.	Recharge Investigations and Projects Committee (RIPCom)
1/26/17	Thu	11:00 a.m.	Watermaster Board

ADJOURNMENT

**CHINO BASIN WATERMASTER
ANNUAL NON-AGRICULTURAL POOL MEETING**

11:00 a.m. – January 12, 2017

WITH

Mr. Brian Geye, 2016 Chair

Mr. Bob Bowcock, 2016 Vice-Chair

1-800-930-9525 PASS CODE: 917924

Call can be taken at

Chino Basin Watermaster

9641 San Bernardino Road

Rancho Cucamonga, CA 91730

AGENDA

CALL TO ORDER

ROLL CALL

AGENDA – ADDITIONS/REORDER

RECOGNITION OF KEN JESKE’S CONTRIBUTIONS TO WATERMASTER

I. ANNUAL ELECTIONS (ACTION)

- A.** Elect the following Calendar Year 2017 Officers of the Pool: Chair, Vice-Chair, Secretary, Treasurer, and Assistant Secretaries and Treasurers as may be appropriate.

Chair _____
Vice-Chair _____
Secretary _____
Treasurer _____

B. Election of Calendar Year 2017 Advisory Committee Members

According to the Non-Agricultural Pool Pooling Plan, the Pool shall designate at least three members of the Pool Committee, and their alternates, to serve on the Advisory Committee.

Member: _____ Alternate: _____

Member: _____ Alternate: _____

Member: _____ Alternate: _____

C. Calendar Year 2017 Non-Agricultural Pool Member Appointed to Serve as Advisory Committee Officer

Based on the rotation sequence established among the Pools, the members of the Non-Agricultural Pool will be asked to appoint a designated representative to serve as Chair of the Advisory Committee during calendar year 2017.

Non-Agricultural Pool Officer (Chair) Appointment to the Advisory Committee:

D. Appointment of Calendar Year 2017 Non-Agricultural Pool Representation on Watermaster Board

According to the Board rotation schedule filed with the Court in 2000 and updated on November 17, 2015, the Non-Agricultural Pool is to appoint one representative and alternate to serve on the Board for the calendar year.

Member: _____ Alternate(s): _____

II. BUSINESS ITEMS - ROUTINE**A. MINUTES**

1. Minutes of the Non-Agricultural Pool Meeting held November 10, 2016 *(Page 7)*

B. FINANCIAL REPORTS

1. Cash Disbursements for the month of October 2016 *(Page 19)*
2. Watermaster VISA Check Detail for the month of October 2016 *(Page 31)*
3. Combining Schedule for the Period July 1, 2016 through October 31, 2016 *(Page 35)*
4. Treasurer's Report of Financial Affairs for the Period October 1, 2016 through October 31, 2016 *(Page 39)*
5. Budget vs. Actual Report for the Period July 1, 2016 through October 31, 2016 *(Page 43)*
6. Cash Disbursements for the month of November 2016 *(Page 63)*
7. Watermaster VISA Check Detail for the month of November 2016 *(Page 75)*
8. Combining Schedule for the Period July 1, 2016 through November 30, 2016 *(Page 79)*
9. Treasurer's Report of Financial Affairs for the Period November 1, 2016 through November 30, 2016 *(Page 83)*
10. Budget vs. Actual Report for the Period July 1, 2016 through November 30, 2016 *(Page 87)*

C. CHINO BASIN WATERMASTER INVESTMENT POLICY *(Page 107)*

Recommend that the Advisory Committee recommends approval of Resolution 2017-01 – Resolution of the Chino Basin Watermaster, San Bernardino County, California, Re-Authorizing the Watermaster's Investment Policy.

D. LOCAL AGENCY INVESTMENT FUND *(Page 113)*

Recommend that the Advisory Committee recommends approval of Resolution 2017-02 – Resolution Authorizing Investment of Monies in the Local Agency Investment Fund (LAIF).

E. WATER TRANSACTIONS *(Page 115)*

1. Notice of Sale or Transfer – The permanent transfer of 27.619 acre-feet of Safe Yield from Ameron International Corporation ("Ameron") to TAMCO, a California Corporation ("TAMCO"). In addition, Ameron requests to transfer 27.619 acre-feet of its Carryover Balance, and 169.358 acre-feet from its Local Storage Account to TAMCO.
2. Notice of Sale or Transfer – The purchase of 2,000.000 acre-feet of water from the City of Norco by Fontana Water Company. This purchase is made from the City of Norco's Excess Carryover Account and is to be transferred to Fontana Water Company's Annual Production Right/Operating Safe Yield.

III. BUSINESS ITEMS**A. STORAGE AGREEMENTS (Information Only) *(Page 139)***

Offer advice and assistance to Watermaster.

B. NOTICE OF OVERLYING (NON-AGRICULTURAL) POOL AVAILABLE WATER PER RESTATED JUDGMENT EXHIBIT "G" (Information Only) *(Page 147)*

C. MEMBER STATUS CHANGES (For Discussion and Possible Action)

1. Any proposed transfer of Safe Yield by a Member.
(Letter from Ameron dated December 19, 2016 addressed to Watermaster and BHFS):
 - Permanent transfer of 27.619 AF of Safe Yield from Ameron to TAMCO
 - Transfer of 27.619 AF of Carryover Balance from Ameron to TAMCO
 - Transfer of 169.358 of Local Storage from Ameron to TAMCO
2. Any transfer of Safe Yield that has actually closed or been completed.
3. Any change in name or corporate identity of a Member (such as results from a merger or filing of a change of name certificate).
4. Any change in the name of a representative or alternate representative of a Member, or a change in e-mail address for either such person.
 - December 2016: Watermaster received a letter from Ameron indicating that the new representative is Richard Zuniga (replacing Jeffrey Bruny). Mr. Zuniga's email address is: Richard.Zuniga@nov.com

IV. REPORTS/UPDATES**A. LEGAL COUNSEL REPORT**

1. December 9, 2016 Hearing
2. Safe Yield Reset

B. ENGINEER REPORT

1. Pomona Extensometer
2. Santa Ana River: BMPTF, SBVMWD RFP, Prado Basin AMP
3. SGMA: Model Update and Required Demonstrations, Annual Reporting, and Fringe Areas
4. California Statewide Groundwater Elevation Monitoring (CASGEM)
5. Watermaster Reporting Requirements

C. CFO REPORT

1. 2016/17 Assessment Invoicing

D. GM REPORT

1. Santa Ana River Watershed Update
2. SGMA Update
3. Storage
4. RIPCom Update
5. Other

V. INFORMATION

1. Annual Filing of Notice of Intent Regarding the Determination of Operating Safe Yield (*Page 155*)
2. Cash Disbursements for December 2016 (*Page 157*)
3. Recharge Investigations and Projects Committee (RIPCom) (*Page 169*)
4. Ground Level Monitoring Report (Quarterly) (*Page 187*)
5. Update on South Archibald and Chino Airport Plumes (Quarterly) (*Page 193*)
6. RMPU Status Report (Quarterly) (*Page 201*)

VI. POOL MEMBER COMMENTS**VII. OTHER BUSINESS**

VIII. CONFIDENTIAL SESSION - POSSIBLE ACTION

Pursuant to the Non-Agricultural Pool Rules & Regulations, a Confidential Session may be held during the Watermaster Pool meeting for the purpose of discussion and possible action.

IX. FUTURE MEETINGS AT WATERMASTER

1/12/17	Thu	9:00 a.m.	Annual & Election Appropriative Pool
1/12/17	Thu	11:00 a.m.	Annual & Election Non-Agricultural Pool
1/12/17	Thu	1:30 p.m.	Annual & Election Agricultural Pool
1/19/17	Thu	9:00 a.m.	Advisory Committee
1/19/17	Thu	9:30 a.m.	Recharge Investigations and Projects Committee (RIPCom)
1/26/17	Thu	11:00 a.m.	Watermaster Board

ADJOURNMENT

**CHINO BASIN WATERMASTER
ANNUAL AGRICULTURAL POOL MEETING**

1:30 p.m. – January 12, 2017

WITH

*Mr. Bob Feenstra, 2016 Chair
Mr. Jeff Pierson, 2016 Vice-Chair*

**At The Offices Of
Chino Basin Watermaster
9641 San Bernardino Road
Rancho Cucamonga, CA 91730**

AGENDA

CALL TO ORDER

AGENDA – ADDITIONS/REORDER

RECOGNITION OF KEN JESKE’S CONTRIBUTIONS TO WATERMASTER

I. ANNUAL ELECTIONS (ACTION)

A. Calendar Year 2017 Agricultural Pool Members

According to the Overlying (Agricultural) Pool Rules and Regulations the Agricultural Pool membership shall consist of not less than nine (9) representatives selected at large by members of the Pool. Pool members will be asked to make any necessary changes to the following list in order to establish pool membership and alternates during calendar year 2017:

2016 Agricultural Pool Members

Dairy: Robert Feenstra
Gene Koopman
Nathan deBoom
John Huitsing
Rob Vanden Heuvel

Crops: Glen Durrington
Jeff Pierson

State: Carol Boyd
Pete Hall
Lawrence Dimock

County: Bob Page

2016 Alternates

Dairy: Henry DeHaan

Crops: Dan Hostetler

State: Marilyn Levin
Julie Cavender
Helen Arens
David Huskey

County: None

2017 Agricultural Pool Members

Dairy: _____

Crops: _____

State: _____

County: _____

2017 Alternates

Dairy: _____

Crops: _____

State: _____

County: _____

B. Annual Elections

Elect the following calendar year 2017 Officers of the Pool: Chair, Vice-Chair, Secretary, Treasurer, and Assistant Secretaries and Treasurers as may be appropriate.

Chair _____

Vice-Chair _____

Secretary/Treasurer Watermaster General Manager

C. Election of Calendar Year 2017 Advisory Committee Members

According to the Agricultural Pool Pooling Plan, the Pool shall designate up to 10 members of the Pool Committee, and their alternates, to serve on the Advisory Committee.

D. Calendar Year 2017 Agricultural Pool Member Appointed to Serve as Advisory Committee Officer

Based on the rotation sequence established among the Pools, the members of the Agricultural Pool will be asked to appoint a designated representative to serve as Vice-Chair of the Advisory Committee during calendar year 2017.

Agricultural Pool Officer (Vice-Chair) Appointment to the Advisory Committee:

E. Appointment of Calendar Year 2017 Pool Representation on Watermaster Board

According to the Board rotation schedule filed with the Court in 2000 and updated on November 17, 2015, the Agricultural Pool is to appoint two representatives and alternates, as shown below, to serve on the Board for the calendar year.

Member: _____ Alternate: _____

Member: _____ Alternate: _____

II. CONSENT CALENDAR

Note: All matters listed under the Consent Calendar are considered to be routine and non-controversial and will be acted upon by one motion in the form listed below. There will be no separate discussion on these items prior to voting unless any members, staff, or the public requests specific items be discussed and/or removed from the Consent Calendar for separate action.

A. MINUTES

1. Minutes of the Agricultural Pool Meeting held November 10, 2016 *(Page 13)*

B. FINANCIAL REPORTS

1. Cash Disbursements for the month of October 2016 *(Page 19)*
2. Watermaster VISA Check Detail for the month of October 2016 *(Page 31)*
3. Combining Schedule for the Period July 1, 2016 through October 31, 2016 *(Page 35)*
4. Treasurer’s Report of Financial Affairs for the Period October 1, 2016 through October 31, 2016 *(Page 39)*
5. Budget vs. Actual Report for the Period July 1, 2016 through October 31, 2016 *(Page 43)*
6. Cash Disbursements for the month of November 2016 *(Page 63)*
7. Watermaster VISA Check Detail for the month of November 2016 *(Page 75)*
8. Combining Schedule for the Period July 1, 2016 through November 30, 2016 *(Page 79)*

9. Treasurer's Report of Financial Affairs for the Period November 1, 2016 through November 30, 2016 (*Page 83*)
10. Budget vs. Actual Report for the Period July 1, 2016 through November 30, 2016 (*Page 87*)

C. CHINO BASIN WATERMASTER INVESTMENT POLICY (*Page 107*)

Recommend that the Advisory Committee recommends approval of Resolution 2017-01 – Resolution of the Chino Basin Watermaster, San Bernardino County, California, Re-Authorizing the Watermaster's Investment Policy.

D. LOCAL AGENCY INVESTMENT FUND (*Page 113*)

Recommend that the Advisory Committee recommends approval of Resolution 2017-02 – Resolution Authorizing Investment of Monies in the Local Agency Investment Fund (LAIF).

E. WATER TRANSACTIONS (*Page 115*)

1. Notice of Sale or Transfer – The permanent transfer of 27.619 acre-feet of Safe Yield from Ameron International Corporation ("Ameron") to TAMCO, a California Corporation ("TAMCO"). In addition, Ameron requests to transfer 27.619 acre-feet of its Carryover Balance, and 169.358 acre-feet from its Local Storage Account to TAMCO.
2. Notice of Sale or Transfer – The purchase of 2,000.000 acre-feet of water from the City of Norco by Fontana Water Company. This purchase is made from the City of Norco's Excess Carryover Account and is to be transferred to Fontana Water Company's Annual Production Right/Operating Safe Yield.

III. BUSINESS ITEMS

A. STORAGE AGREEMENTS (Information Only) (*Page 139*)

Offer advice and assistance to Watermaster.

B. OLD BUSINESS

1. Water Use Efficiency Program through IEUA (Soil Moisture Sensors)
2. Data Release for Ambient Water Quality Recomputation

IV. REPORTS/UPDATES

A. LEGAL COUNSEL REPORT

1. December 9, 2016 Hearing
2. Safe Yield Reset

B. ENGINEER REPORT

1. Pomona Extensometer
2. Santa Ana River: BMPTF, SBVMWD RFP, Prado Basin AMP
3. SGMA: Model Update and Required Demonstrations, Annual Reporting, and Fringe Areas
4. California Statewide Groundwater Elevation Monitoring (CASGEM)
5. Watermaster Reporting Requirements

C. CFO REPORT

1. 2016/17 Assessment Invoicing

D. GM REPORT

1. Santa Ana River Watershed Update
2. SGMA Update
3. Storage
4. Agricultural Pool Member Stipend Claim Form
5. Notice of Overlying (Non-Agricultural) Pool Available Water Per Restated Judgment Exhibit "G"

- 6. RIPCom Update
- 7. Other

V. INFORMATION

- 1. Annual Filing of Notice of Intent Regarding the Determination of Operating Safe Yield *(Page 155)*
- 2. Cash Disbursements for December 2016 *(Page 157)*
- 3. Recharge Investigations and Projects Committee (RIPCom) *(Page 169)*
- 4. Ground Level Monitoring Report (Quarterly) *(Page 187)*
- 5. Update on South Archibald and Chino Airport Plumes (Quarterly) *(Page 193)*
- 6. RMPU Status Report (Quarterly) *(Page 201)*

VI. POOL DISCUSSION

- 1. Chairman's Update
- 2. Pool Member Comments

VII. OTHER BUSINESS

VIII. CONFIDENTIAL SESSION - POSSIBLE ACTION

Pursuant to the Agricultural Pool Rules & Regulations, a Confidential Session may be held during the Watermaster Pool meeting for the purpose of discussion and possible action.

IX. FUTURE MEETINGS AT WATERMASTER

1/12/17	Thu	9:00 a.m.	Annual & Election Appropriative Pool
1/12/17	Thu	11:00 a.m.	Annual & Election Non-Agricultural Pool
1/12/17	Thu	1:30 p.m.	Annual & Election Agricultural Pool
1/19/17	Thu	9:00 a.m.	Advisory Committee
1/19/17	Thu	9:30 a.m.	Recharge Investigations and Projects Committee (RIPCom)
1/26/17	Thu	11:00 a.m.	Watermaster Board

ADJOURNMENT

CHINO BASIN WATERMASTER

II. CONSENT CALENDAR

A. MINUTES

1. Appropriative Pool Meeting held on November 10, 2016

DRAFT MINUTES
CHINO BASIN WATERMASTER
APPROPRIATIVE POOL MEETING

November 10, 2016

The Appropriative Pool meeting was held at the offices of Chino Basin Watermaster located at 9641 San Bernardino Road, Rancho Cucamonga, CA on November 10, 2016.

APPROPRIATIVE POOL MEMBERS PRESENT

Darron Poulsen, Chair
Todd Corbin, Vice-Chair
Ron Craig
Justin Scott-Coe
John Bosler for Marty Zvirbulis
Van Jew
Teri Layton
Josh Swift
Cris Fealy
Rosemary Hoerning
Dave Crosley
Ben Lewis
Scott Burton

City of Pomona
Jurupa Community Services District
City of Chino Hills
Monte Vista Water District
Cucamonga Valley Water District
Monte Vista Irrigation Company
San Antonio Water Company
Fontana Union Water Company
Fontana Water Company
City of Upland
City of Chino
Golden State Water Company
City of Ontario

WATERMASTER STAFF PRESENT

Peter Kavounas
Joseph Joswiak
Anna Truong
Edgar Tellez Foster

General Manager
Chief Financial Officer
Executive Services Director/Board Clerk
Senior Environmental Engineer

WATERMASTER CONSULTANTS PRESENT

Brad Herrema
Mark Wildermuth
Andy Malone

Brownstein Hyatt Farber Schreck, LLP
Wildermuth Environmental, Inc.
Wildermuth Environmental, Inc.

OTHERS PRESENT

Curtis Paxton
Joel Ignacio
David De Jesus
Amanda Coker
Eric Tarango
Marsha Westropp
Shaun Stone
Eunice Ulloa
Katie Gienger
Sheri Rojo
Manny Martinez

Chino Basin Desalter Authority
Inland Empire Utilities Agency
Three Valleys Municipal Water District
City of Chino
Fontana Water Company
Orange County Water District
Inland Empire Utilities Agency
Chino Basin Water Conservation District
City of Ontario
Basin Creek Consulting
Monte Vista Water District

CALL TO ORDER

Chair Poulsen called the Appropriative Pool meeting to order at 9:04 a.m.

AGENDA - ADDITIONS/REORDER

None

A. MINUTES

1. Minutes of the Appropriative Pool Meeting held October 13, 2016

B. FINANCIAL REPORTS

1. Cash Disbursements for the month of September 2016
2. Watermaster VISA Check Detail for the month of September 2016
3. Combining Schedule for the Period July 1, 2016 through September 30, 2016
4. Treasurer's Report of Financial Affairs for the Period September 1, 2016 through September 30, 2016
5. Budget vs. Actual Report for the Period July 1, 2016 through September 30, 2016

C. ANNUAL FINDING OF SUBSTANTIAL COMPLIANCE WITH THE RECHARGE MASTER PLAN

Recommend to the Advisory Committee to recommend to the Watermaster Board to adopt the finding that Watermaster is in substantial compliance with the Recharge Master Plan.

D. CHINO BASIN WATERMASTER 38TH ANNUAL REPORT

Recommend that the Advisory Committee recommend to the Watermaster Board to adopt the 38th Annual Report, along with filing a copy with the Court, subject to any necessary non-substantive changes.

E. WATER TRANSACTION

Notice of Sale or Transfer – The purchase of 112.219 acre-feet of water from the City of Pomona by the City of Ontario. This purchase is made from the City of Pomona's Excess Carryover Account. Date of application: August 18, 2016.

(0:00:27)

Motion by Ms. Rosemary Hoerning, seconded by Mr. Scott Burton, and by unanimous vote

Moved to approve the Consent Calendar as presented

II. BUSINESS ITEMS

A. USE OF SB 222 FUNDS IN FISCAL YEAR 2016/17

Recommend that the Advisory Committee direct the use of the SB 222 Funds of \$158,251 to pay for studies and investigations that aid in implementing the OBMP, and find that the proposed use is consistent with the original intent of the legislation.

(0:00:52) Mr. Joswiak gave a report. A discussion ensued.

(0:05:20) Motion introduced by Mr. Ron Craig. Additional discussion ensued.

(0:07:23) Vote taken

Motion by Mr. Ron Craig, seconded by Mr. Scott Burton, and by unanimous vote

Motion to approve Business Item II.A. as presented subject to concurrence by the Non-Agricultural and Agricultural Pools.

B. CHINO BASIN WATERMASTER FISCAL YEAR 2016/2017 ASSESSMENT PACKAGE

Recommend to the Advisory Committee to approve the Fiscal Year 2016/17 Assessment Package as presented, including no credit for Stormwater New Yield and postponing the assessment of Desalter Replenishment Obligation.

(0:07:38) Mr. Kavounas gave a report. A discussion ensued.

(0:15:26)

Motion by Mr. Ron Craig, seconded by Mr. Josh Swift, and by majority vote

Moved to recommend Advisory Committee approval of Business Item II.B. as presented

No vote by Mr. Dave Crosley – City of Chino

C. RESOLUTION TO LEVY REPLENISHMENT AND ADMINISTRATIVE ASSESSMENTS FOR FISCAL YEAR 2016/17

Review Resolution 2016-09 as presented, and offer advice to Watermaster.

(0:16:18) Mr. Kavounas gave a report.

D. 2013 RMPU AMENDMENT – PROPOSED YIELD ENHANCEMENT PROJECTS

Consider adopting the “Opt out” provisions from Section 5.1[c] of the Safe Yield Reset Agreement and make appropriate recommendation to the Advisory Committee.

Consider adopting the “Post-2014 Stormwater Recharge Program” as presented, and make appropriate recommendation to the Advisory Committee.

(0:16:55) Mr. Kavounas gave a report. A discussion ensued.

(0:21:05) Motion introduced by Ms. Hoerning. Additional discussion ensued.

(0:35:24) Vote taken

Motion by Ms. Rosemary Hoerning, seconded by Ms. Teri Layton, and by unanimous vote

Moved to adopt the “Post-2014 Stormwater Recharge Program” as presented and make appropriate recommendation to the Advisory Committee.

E. SUPPLEMENTAL WATER RECHARGE REVISED FORMS

Recommend approval of the revised Form 2, and its use instead of the existing Form 2.

(0:36:41) Mr. Kavounas gave a report. A discussion ensued.

(0:42:34)

Motion by Mr. Justin Scott-Coe, seconded by Mr. John Bosler, and by unanimous vote

Moved to approve Business Item II.E. as presented

F. CALENDAR YEAR 2017 APPROPRIATIVE POOL VOLUME VOTE

Approve the Calendar Year 2017 Appropriative Pool Volume Vote as presented subject to Advisory Committee and Board approval of the 2016/17 Assessment Package at the November 17, 2016 meetings.

(0:42:57) Mr. Kavounas gave a report. A discussion ensued.

(0:44:29)

*Motion by Mr. Scott Burton, seconded by Ms. Rosemary Hoerning, and by unanimous vote
Moved to approve Business Item II.F. as presented*

III. REPORTS/UPDATES

A. LEGAL COUNSEL REPORT

1. Responses to Questions for Clarification of Safe Yield Reset Tentative Orders
2. December 9, 2016 Court Hearing re Physical Solution Transfer Rate Substitution
3. Submittal of 2015 Ground-Level Monitoring Committee Annual Report

(0:44:49) Mr. Herrema gave a report. A discussion ensued.

B. ENGINEER REPORT

1. Prado Basin Habitat Sustainability Committee
2. Ground-Level Monitoring Committee
3. RMPU Project Support and MPI Analysis
4. Basin Monitoring Program Task Force

(0:48:37) Mr. Malone gave a report. A discussion ensued.

C. CFO REPORT

1. Fiscal Year 2016/17 Assessment Invoicing

(1:00:22) Mr. Joswiak gave a report, and also presented the Option to Purchase Portion of Desalter Replenishment Obligation. A discussion ensued.

D. GM REPORT

1. FY 2015/16 Replenishment Water Order
2. Water Use Efficiency With Farmers in the Chino Basin
3. Other

(1:06:07) Mr. Kavounas gave a report and introduced Watermaster's newest employee, Mr. Edgar Tellez Foster. A discussion ensued.

IV. INFORMATION

1. Cash Disbursements for October 2016

V. POOL MEMBER COMMENTS

None

VI. OTHER BUSINESS

None

VII. CONFIDENTIAL SESSION - POSSIBLE ACTION

Chair Poulsen called for a confidential session at 10:14 a.m. to hold the Appropriative Pool Strategic Planning Discussion. Confidential session concluded at 11:58 a.m. with no reportable action.

ADJOURNMENT

Chair Poulsen adjourned the Appropriative Pool meeting at 11:58 a.m.

Secretary: _____

Approved: _____

THIS PAGE
HAS
INTENTIONALLY
BEEN LEFT
BLANK
FOR PAGINATION

CHINO BASIN WATERMASTER

II. BUSINESS ITEM ROUTINE

A. MINUTES

1. Non-Agricultural Pool Meeting held on November 10, 2016

DRAFT MINUTES
CHINO BASIN WATERMASTER
NON-AGRICULTURAL POOL MEETING

November 10, 2016

The Non-Agricultural Pool meeting was held at the offices of Chino Basin Watermaster and via conference call using the Chino Basin Watermaster conference call number on November 10, 2016.

NON-AGRICULTURAL POOL MEMBERS PRESENT AT WATERMASTER

Brian Geye, Chair	Auto Club Speedway
Van Jew for Mark Kinsey	Monte Vista Water District

NON-AGRICULTURAL POOL MEMBERS PRESENT ON CALL

David Penrice	Aqua Capital Management LP
Ken Jeske	California Steel Industries (CSI)
Tom O'Neill	Ontario City Non-Agricultural
Bob Page	County of San Bernardino

WATERMASTER STAFF PRESENT AT WATERMASTER

Peter Kavounas	General Manager
Joseph Joswiak	Chief Financial Officer
Anna Truong	Executive Services Director/Board Clerk
Edgar Tellez Foster	Senior Environmental Engineer
Janine Wilson	Senior Accountant

WATERMASTER CONSULTANTS PRESENT AT WATERMASTER

Brad Herrema	Brownstein Hyatt Farber Schreck, LLP
Mark Wildermuth	Wildermuth Environmental, Inc.
Andy Malone	Wildermuth Environmental, Inc.

OTHERS PRESENT AT WATERMASTER

Ramsey Haddad	California Steel Industries (CSI)
---------------	-----------------------------------

NON-AGRICULTURAL POOL LEGAL COUNSEL PRESENT ON CALL

Allen Hubsch	Loeb & Loeb, LLP
--------------	------------------

CALL TO ORDER

Chair Geye called the Non-Agricultural Pool meeting to order at 11:00 a.m.

ROLL CALL

Ms. Wilson conducted the roll call.

AGENDA – ADDITIONS/REORDER

None

I. BUSINESS ITEMS - ROUTINE

A. MINUTES

1. Minutes of the Non-Agricultural Pool Meeting held October 13, 2016

(0:02:14) Chair Geye requested that the language, "without approval" be added to the motion of Business Item I.B, Financial Reports, of the October 2016 Non-Agricultural Pool Meeting minutes.

(0:03:16)

Motion by Mr. Ken Jeske, seconded by Mr. Tom O'Neill. The Chair called for dissent, and, none being noted, the motion was deemed passed by unanimous vote of those present.

Moved to receive and file Business Item I.A. with the correction as noted above.

Abstention by Mr. Van Jew of Monte Vista Water District

B. FINANCIAL REPORTS

1. Cash Disbursements for the month of September 2016
2. Watermaster VISA Check Detail for the month of September 2016
3. Combining Schedule for the Period July 1, 2016 through September 30, 2016
4. Treasurer's Report of Financial Affairs for the Period September 1, 2016 through September 30, 2016
5. Budget vs. Actual Report for the Period July 1, 2016 through September 30, 2016

(0:03:53)

Motion by Mr. Van Jew, seconded by Mr. Tom O'Neill. The Chair called for dissent, and, none being noted, the motion was deemed passed by unanimous vote of those present.

Moved to receive and file Business Item I.B. without approval as presented.

C. ANNUAL FINDING OF SUBSTANTIAL COMPLIANCE WITH THE RECHARGE MASTER PLAN

Recommend to the Advisory Committee to recommend to the Watermaster Board to adopt the finding that Watermaster is in substantial compliance with the Recharge Master Plan.

(0:04:33)

Motion by Mr. Van Jew, seconded by Mr. Tom O'Neill. The Chair called for dissent, and, none being noted, the motion was deemed passed by unanimous vote of those present.

Moved to direct the Pool representatives to support Business Item I.C. at the Advisory Committee and Watermaster Board meetings subject to changes which they deem appropriate.

D. CHINO BASIN WATERMASTER 38TH ANNUAL REPORT

Recommend that the Advisory Committee recommend to the Watermaster Board to adopt the 38th Annual Report, along with filing a copy with the Court, subject to any necessary non-substantive changes.

(0:05:13)

Motion by Mr. Ramsey Haddad, seconded by Mr. Van Jew. The Chair called for dissent, and, none being noted, the motion was deemed passed by unanimous vote of those present.

Moved to direct the Pool representatives to support Business Item I.D. at the Advisory Committee and Watermaster Board meetings subject to changes which they deem appropriate.

E. WATER TRANSACTION

Notice of Sale or Transfer – The purchase of 112.219 acre-feet of water from the City of Pomona by the City of Ontario. This purchase is made from the City of Pomona's Excess Carryover Account. Date of application: August 18, 2016.

(0:06:10)

Motion by Mr. Ken Jeske, seconded by Mr. Van Jew. The Chair called for dissent, and, none being noted, the motion was deemed passed by unanimous vote of those present.

Moved to direct the Pool representatives to support Business Item I.E. at the Advisory Committee and Watermaster Board meetings subject to changes which they deem appropriate.

II. BUSINESS ITEMS

A. USE OF SB 222 FUNDS IN FISCAL YEAR 2016/17

Recommend that the Advisory Committee direct the use of the SB 222 Funds of \$158,251 to pay for studies and investigations that aid in implementing the OBMP, and find that the proposed use is consistent with the original intent of the legislation.

(0:06:39) Mr. Joswiak gave a report.

(0:08:36)

Motion by Mr. Ken Jeske, seconded by Mr. Tom O'Neill. The Chair called for dissent, and, none being noted, the motion was deemed passed by unanimous vote of those present.

Moved to direct the Pool representatives to support Business Item II.A. at the Advisory Committee and Watermaster Board meetings subject to changes which they deem appropriate.

B. CHINO BASIN WATERMASTER FISCAL YEAR 2016/2017 ASSESSMENT PACKAGE

Recommend to the Advisory Committee to approve the Fiscal Year 2016/17 Assessment Package as presented, including no credit for Stormwater New Yield and postponing the assessment of Desalter Replenishment Obligation.

(0:08:59) Mr. Kavounas gave a report. A discussion ensued.

(0:13:36)

Motion by Mr. Ken Jeske, seconded by Mr. Van Jew. The Chair called for dissent, and, none being noted, the motion was deemed passed by unanimous vote of those present.

Moved to approve staff recommendation of Business Item II.B. and direct the Pool representatives to support at the Advisory Committee and Watermaster Board meetings subject to changes which they deem appropriate. In making and adopting the action, the Pool directed that the minutes reflect that the Pool may not be obligated under the Judgment to pay assessments for some of the costs included, that approval of the assessment for these costs (and any other costs which the Pool is not obligated to pay) is and has been voluntary, and that the members of the Pool reserve the right not to approve or pay such assessments in the future.

C. RESOLUTION TO LEVY REPLENISHMENT AND ADMINISTRATIVE ASSESSMENTS FOR FISCAL YEAR 2016/17

Review Resolution 2016-09 as presented, and offer advice to Watermaster.

(0:14:28) Mr. Kavounas gave a report. A discussion ensued.

D. 2013 RMPU AMENDMENT – PROPOSED YIELD ENHANCEMENT PROJECTS

Consider adopting the "Opt out" provisions from Section 5.1[c] of the Safe Yield Reset Agreement and make appropriate recommendation to the Advisory Committee.

Consider adopting the "Post-2014 Stormwater Recharge Program" as presented, and make appropriate recommendation to the Advisory Committee.

(0:19:13) Mr. Kavounas gave a report. A discussion ensued.

(0:30:25) Motion introduced by Mr. Ken Jeske. Further discussion ensued.

(0:31:22) *Vote taken*

Motion by Mr. Ken Jeske, seconded by Mr. Van Jew. The Chair called for dissent, and, none being noted, the motion was deemed passed by unanimous vote of those present.

Moved to direct the Pool representatives to support Business Item II.D., the "Post-2014 Stormwater Recharge Program" at the Advisory Committee and Watermaster Board meetings subject to changes which they deem appropriate, and keep the CSI Project part of the environmental review as currently scheduled.

E. SUPPLEMENTAL WATER RECHARGE REVISED FORMS

Recommend approval of the revised Form 2, and its use instead of the existing Form 2.

(0:31:38) Mr. Kavounas gave a report. A discussion ensued.

(0:31:50) Mr. Page joined the meeting via conference call at 11:28 a.m.

(0:33:36)

Motion by Mr. Ramsey Haddad, seconded by Mr. Tom O'Neill. The Chair called for dissent, and, none being noted, the motion was deemed passed by unanimous vote of those present.

Moved to direct the Pool representatives to support Business Item II.E. at the Advisory Committee and Watermaster Board meetings subject to changes which they deem appropriate.

F. CALENDAR YEAR 2017 NON-AGRICULTURAL POOL VOLUME VOTE

Approve the Calendar Year 2017 Non-Agricultural Pool Volume Vote as presented subject to Advisory Committee and Board approval of the 2016/17 Assessment Package at the November 17, 2016 meetings.

(0:34:17) Mr. Kavounas gave a report. A discussion ensued.

(0:39:09)

Motion by Mr. Ken Jeske, seconded by Mr. Tom O'Neill. The Chair called for dissent, and, none being noted, the motion was deemed passed by unanimous vote of those present.

Moved to direct the Pool representatives to support Business Item II.F. subject to any changes to the City of Ontario's production.

G. MEMBER STATUS CHANGES (For Discussion and Possible Action)

1. Any proposed transfer of Safe Yield by a Member.
2. Any transfer of Safe Yield that has actually closed or been completed.
3. Any change in name or corporate identity of a Member (such as results from a merger or filing of a change of name certificate).
4. Any change in the name of a representative or alternate representative of a Member, or a change in e-mail address for either such person.

(0:39:35) There were no changes to note.

III. REPORTS/UPDATES

A. LEGAL COUNSEL REPORT

1. Responses to Questions for Clarification of Safe Yield Reset Tentative Orders
2. December 9, 2016 Court Hearing re Physical Solution Transfer Rate Substitution
3. Submittal of 2015 Ground-Level Monitoring Committee Annual Report

(0:39:58) Mr. Herrema gave a report. A discussion ensued.

B. ENGINEER REPORT

1. Prado Basin Habitat Sustainability Committee
2. Ground-Level Monitoring Committee
3. RMPU Project Support and MPI Analysis
4. Basin Monitoring Program Task Force

(0:44:14) Mr. Malone gave a report.

C. CFO REPORT

1. Fiscal Year 2016/17 Assessment Invoicing

(0:50:50) Mr. Joswiak gave a report and added an item regarding Desalter Replenishment Obligation. A discussion ensued.

(0:51:52) Mr. Hubsch joined the meeting via conference call at 11:55 a.m.

D. GM REPORT

1. FY 2015/16 Replenishment Water Order
2. Water Use Efficiency With Farmers in the Chino Basin
3. Other

(0:53:26) Mr. Kavounas gave a report and introduced Watermaster's newest employee, Mr. Edgar Tellez Foster.

IV. INFORMATION

1. Cash Disbursements for October 2016

V. POOL MEMBER COMMENTS

None

VI. OTHER BUSINESS

None

VII. CONFIDENTIAL SESSION - POSSIBLE ACTION

Chair Geye called for a confidential session at 11:59 a.m. to discuss the following items:

1. Safe Yield Reset
2. Pool Membership

Confidential Session concluded at 12:35 p.m. with no reportable action.

ADJOURNMENT

Chair Geye adjourned the Non-Agricultural Pool meeting at 12:36 p.m.

Secretary: _____

Approved: _____

CHINO BASIN WATERMASTER

II. CONSENT CALENDAR

A. MINUTES

1. Agricultural Pool Meeting held on November 10, 2016

DRAFT MINUTES
CHINO BASIN WATERMASTER
AGRICULTURAL POOL MEETING

November 10, 2016

The Agricultural Pool meeting was held at the offices of Chino Basin Watermaster located at 9641 San Bernardino Road, Rancho Cucamonga, CA on November 10, 2016.

AGRICULTURAL POOL MEMBERS PRESENT

Bob Feenstra, Chair	Dairy
Jeff Pierson, Vice-Chair	Crops
Pete Hall	State of California – CIM
Lawrence Dimock	State of California – CIM
Bob Page	County of San Bernardino
John Huitsing	Dairy
Nathan deBoom	Dairy
Henry DeHaan	Dairy
Marilyn Levin for Carol Boyd	State of California – DOJ
Ron LaBrucherie, Jr.	Crops

WATERMASTER BOARD MEMBERS PRESENT

Geoffrey Vanden Heuvel	Dairy
------------------------	-------

WATERMASTER STAFF PRESENT

Peter Kavounas	General Manager
Joseph Joswiak	Chief Financial Officer
Anna Truong	Executive Services Director/Board Clerk
Edgar Tellez Foster	Senior Environmental Engineer

WATERMASTER CONSULTANTS PRESENT

Brad Herrema	Brownstein Hyatt Farber Schreck, LLP
Andy Malone	Wildermuth Environmental, Inc.

OTHERS PRESENT

Tom Ash	Inland Empire Utilities Agency
Sylvie Lee	Inland Empire Utilities Agency
Tracy Egoscue	Egoscue Law Group
Richard Rees	AMEC

CALL TO ORDER

Chair Feenstra called the Agricultural Pool meeting to order at 1:40 p.m. He provided an update on Mr. Bob Kuhn's recovery from heart surgery.

AGENDA - ADDITIONS/REORDER

None

I. CONSENT CALENDAR

A. MINUTES

1. Minutes of the Agricultural Pool Special Meeting held October 5, 2016
2. Minutes of the Agricultural Pool Meeting held October 13, 2016

B. FINANCIAL REPORTS

1. Cash Disbursements for the month of September 2016
2. Watermaster VISA Check Detail for the month of September 2016
3. Combining Schedule for the Period July 1, 2016 through September 30, 2016
4. Treasurer's Report of Financial Affairs for the Period September 1, 2016 through September 30, 2016
5. Budget vs. Actual Report for the Period July 1, 2016 through September 30, 2016

C. ANNUAL FINDING OF SUBSTANTIAL COMPLIANCE WITH THE RECHARGE MASTER PLAN

Recommend to the Advisory Committee to recommend to the Watermaster Board to adopt the finding that Watermaster is in substantial compliance with the Recharge Master Plan.

D. CHINO BASIN WATERMASTER 38TH ANNUAL REPORT

Recommend that the Advisory Committee recommend to the Watermaster Board to adopt the 38th Annual Report, along with filing a copy with the Court, subject to any necessary non-substantive changes.

E. WATER TRANSACTION

Notice of Sale or Transfer – The purchase of 112.219 acre-feet of water from the City of Pomona by the City of Ontario. This purchase is made from the City of Pomona's Excess Carryover Account. Date of application: August 18, 2016.

(0:02:15)

Motion by Mr. Nathan deBoom, seconded by Mr. Jeff Pierson, and by unanimous vote

Moved to approve Consent Calendar as presented

II. BUSINESS ITEMS**A. USE OF SB 222 FUNDS IN FISCAL YEAR 2016/17**

Recommend that the Advisory Committee direct the use of the SB 222 Funds of \$158,251 to pay for studies and investigations that aid in implementing the OBMP, and find that the proposed use is consistent with the original intent of the legislation.

(0:02:50) Mr. Joswiak gave a report. A discussion ensued.

(0:18:11) Mr. Labrucherie, Jr. joined the meeting.

(0:25:51)

Motion by Mr. John Huitsing, seconded by Mr. Nathan deBoom, and by unanimous vote

Moved to approve Business Item II.A. as presented

B. CHINO BASIN WATERMASTER FISCAL YEAR 2016/2017 ASSESSMENT PACKAGE

Recommend to the Advisory Committee to approve the Fiscal Year 2016/17 Assessment Package as presented, including no credit for Stormwater New Yield and postponing the assessment of Desalter Replenishment Obligation.

(0:27:02) Mr. Kavounas gave a report. A discussion ensued.

(0:33:02)

Motion by Mr. Jeff Pierson, seconded by Mr. Bob Page, and by unanimous vote

Moved to approve Business Item II.B. as presented

C. RESOLUTION TO LEVY REPLENISHMENT AND ADMINISTRATIVE ASSESSMENTS FOR FISCAL YEAR 2016/17

Review Resolution 2016-09 as presented, and offer advice to Watermaster.

(0:33:32) Mr. Kavounas gave a report. A discussion ensued.

D. 2013 RMPU AMENDMENT – PROPOSED YIELD ENHANCEMENT PROJECTS

Consider adopting the “Opt out” provisions from Section 5.1[c] of the Safe Yield Reset Agreement and make appropriate recommendation to the Advisory Committee.

Consider adopting the “Post-2014 Stormwater Recharge Program” as presented, and make appropriate recommendation to the Advisory Committee.

(0:34:51) Mr. Kavounas gave a report. A discussion ensued.

(0:38:48) Motion introduced by Vice-Chair Pierson. Additional discussion ensued.

(0:40:18) Vote taken

Motion by Mr. Jeff Pierson, seconded by Mr. Pete Hall, and by unanimous vote

Moved to approve Business Item II.D., the “Post-2014 Stormwater Recharge Program” as presented.

E. SUPPLEMENTAL WATER RECHARGE REVISED FORMS

Recommend approval of the revised Form 2, and its use instead of the existing Form 2.

(0:40:35) Mr. Kavounas gave a report. A discussion ensued.

(0:41:50)

Motion by Mr. Nathan deBoom, seconded by Mr. Jeff Pierson, and by unanimous vote

Moved to approve Business Item II.E. as presented

F. WATER USE EFFICIENCY WITH FARMERS IN THE CHINO BASIN (INFORMATION ONLY)

Presentation by IEUA – For information only.

(0:42:12) Chair Feenstra introduced Mr. Tom Ash of Inland Empire Utilities Agency.

(0:42:47) Mr. Ash gave a report. A discussion ensued.

(0:53:21)

Motion by Mr. Nathan deBoom, seconded by Mr. Jeff Pierson, and by unanimous vote

Moved to support Business Item II.F., Water Use Efficiency with Farmers in the Chino Basin, and seek assistance from Mr. Ash and Watermaster staff to draft a letter on Agricultural Pool letterhead to send out to Pool members in Southwest Ontario.

G. OLD BUSINESS

None

III. REPORTS/UPDATES

A. LEGAL COUNSEL REPORT

1. Responses to Questions for Clarification of Safe Yield Reset Tentative Orders
2. December 9, 2016 Court Hearing re Physical Solution Transfer Rate Substitution
3. Submittal of 2015 Ground-Level Monitoring Committee Annual Report

(0:55:35) Mr. Herrema gave a report.

B. ENGINEER REPORT

1. Prado Basin Habitat Sustainability Committee
2. Ground-Level Monitoring Committee
3. RMPU Project Support and MPI Analysis
4. Basin Monitoring Program Task Force

(1:03:12) Mr. Malone gave a report. A discussion ensued.

C. CFO REPORT

1. Fiscal Year 2016/17 Assessment Invoicing

(1:25:40) Mr. Joswiak gave a report and added an item regarding Desalter Replenishment Obligation. A discussion ensued.

D. GM REPORT

1. FY 2015/16 Replenishment Water Order
2. CY 2017 Volume Vote
3. Other

(1:28:58) Mr. Kavounas gave a report and introduced Watermaster's newest employee, Mr. Edgar Tellez Foster.

IV. INFORMATION

1. Cash Disbursements for October 2016

V. POOL DISCUSSION

1. Chairman's Update
2. Pool Member Comments

(1:33:16) Mr. Hall commented on the October 2016 Ground-Level Monitoring Committee Meeting. A discussion ensued.

(1:34:57) Mr. Kavounas gave an update regarding the release of private well data for the Ambient Water Quality Re-Computation. He asked the Pool that if they receive calls regarding the letter that was sent, to please encourage the recipients to reply promptly so that the Re-Computation may be undertaken. A discussion ensued.

VI. OTHER BUSINESS

None

VII. CONFIDENTIAL SESSION - POSSIBLE ACTION

None

ADJOURNMENT

Chair Feenstra adjourned the Agricultural Pool meeting at 3:17 p.m.

Secretary: _____

Approved: _____

THIS PAGE
HAS
INTENTIONALLY
BEEN LEFT
BLANK
FOR PAGINATION

CHINO BASIN WATERMASTER

II. CONSENT CALENDAR (App & Ag Pool)

B. FINANCIAL REPORTS

1. Cash Disbursements for the month of October 2016
2. Watermaster VISA Check Detail for the month of October 2016
3. Combining Schedule for the Period July 1, 2016 through October 31, 2016
4. Treasurer's Report of Financial Affairs for the Period October 1, 2016 through October 31, 2016
5. Budget vs. Actual Report for the Period July 1, 2016 through October 31, 2016
6. Cash Disbursements for the month of November 2016
7. Watermaster VISA Check Detail for the month of November 2016
8. Combining Schedule for the Period July 1, 2016 through November 30, 2016
9. Treasurer's Report of Financial Affairs for the Period November 1, 2016 through November 30, 2016
10. Budget vs. Actual Report for the Period July 1, 2016 through November 30, 2016

II. BUSINESS ITEMS – ROUTINE (Non-Ag Pool)

B. FINANCIAL REPORTS

1. Cash Disbursements for the month of October 2016
2. Watermaster VISA Check Detail for the month of October 2016
3. Combining Schedule for the Period July 1, 2016 through October 31, 2016
4. Treasurer's Report of Financial Affairs for the Period October 1, 2016 through October 31, 2016
5. Budget vs. Actual Report for the Period July 1, 2016 through October 31, 2016
6. Cash Disbursements for the month of November 2016
7. Watermaster VISA Check Detail for the month of November 2016
8. Combining Schedule for the Period July 1, 2016 through November 30, 2016
9. Treasurer's Report of Financial Affairs for the Period November 1, 2016 through November 30, 2016
10. Budget vs. Actual Report for the Period July 1, 2016 through November 30, 2016



CHINO BASIN WATERMASTER

9641 San Bernardino Road, Rancho Cucamonga, Ca 91730
Tel: 909.484.3888 Fax: 909.484.3890 www.cbwm.org

PETER KAVOUNAS, P.E.
General Manager

STAFF REPORT

DATE: January 12, 2017
TO: Pool Committee Members
SUBJECT: Cash Disbursement Report - Financial Report B1 (October 31, 2016)

SUMMARY

Issue: Record of Cash Disbursements for the month of October 31, 2016.

Recommendation: Receive and file Cash Disbursements for October 31, 2016 as presented.

Financial Impact: Funds disbursed were included in the FY 2016/17 "Amended" Watermaster Budget.

Future Consideration

Appropriative Pool – January 12, 2017: Receive and File
Non-Agricultural Pool – January 12, 2017: Receive and File
Agricultural Pool – January 12, 2017: Receive and File
Advisory Committee – January 19, 2017: Receive and File
Watermaster Board – January 26, 2017: Receive and File (Normal Course of Business)

ACTIONS:

Appropriative Pool – January 12, 2017:
Non-Agricultural Pool – January 12, 2017:
Agricultural Pool – January 12, 2017:
Advisory Committee – January 19, 2017:
Watermaster Board – January 26, 2017:

BACKGROUND

A monthly cash disbursement report is provided to keep all members apprised of Watermaster expenditures.

DISCUSSION

Total cash disbursements during the month of October 2016 were \$879,384.15.

The most significant expenditures during the month were to Brownstein Hyatt Farber Schreck in the amounts of \$72,716.57 and \$113,184.15 (check number 19715 dated October 10, 2016 and check number 19756 dated October 25, 2016); Inland Empire Utilities Agency in the amount of \$259,659.71 (check number 19751 dated October 20, 2016); and Wildermuth Environmental, Inc. in the amount of \$231,114.78 (check number 19757 dated October 25, 2016).

ATTACHMENTS

1. Financial Report - B1

CHINO BASIN WATERMASTER
Cash Disbursements For The Month of
October 2016

Type	Date	Num	Name	Memo	Account	Paid Amount
Bill Pmt -Check	10/04/2016	19714	HAZEL MURILLO	9/23/16 Heaing Transcript Fee	1012 · Bank of America Gen'l Ckg	
Bill	10/04/2016	9/23/16 Transcript		9/23/16 Heaing Transcript Fee	6046 · Legal Publications/Services	1,575.00
TOTAL						<u>1,575.00</u>
General Journal	10/08/2016	10/08/2016	Payroll and Taxes for 09/25/16-10/08/16	Payroll and Taxes for 09/25/16-10/08/16	1012 · Bank of America Gen'l Ckg	
				Direct Deposit for 09/25/16-10/08/16	1012 · Bank of America Gen'l Ckg	21,477.91
				Payroll Taxes for 09/25/16-10/08/16	1012 · Bank of America Gen'l Ckg	9,337.82
				Payroll Checks for 09/25/16-10/08/16	1012 · Bank of America Gen'l Ckg	4,496.92
			ICMA-RC	457(f) Employee Deductions for 09/25/16-10/08/16	1012 · Bank of America Gen'l Ckg	3,639.27
			ICMA-RC	401(a) Employee Deductions for 09/25/16-10/08/16	1012 · Bank of America Gen'l Ckg	1,059.87
TOTAL						<u>40,011.79</u>
Bill Pmt -Check	10/10/2016	19715	BROWNSTEIN HYATT FARBER SCHRECK		1012 · Bank of America Gen'l Ckg	
Bill	08/31/2016	652629		652629	6907.44 · SGMA Compliance	4,955.40
				Expenses	6907.44 · SGMA Compliance	10.00
Bill	08/31/2016	652630		652630	6907.42 · Safe Yield Recalculation	5,463.00
				Expenses	6907.42 · Safe Yield Recalculation	0.33
Bill	08/31/2016	652631		652631	6907.41 · Prado Basin Habitat Sustain	5,720.85
Bill	08/31/2016	652632		652632	6907.40 · Storage Agreements	879.75
Bill	08/31/2016	652633		652633	6907.39 · Recharge Master Plan	1,217.25
Bill	08/31/2016	652634		652634	6071 · BHFS Legal - Court Coordination	1,396.80
Bill	08/31/2016	652635		652635	8575 · BHFS Legal - Non-Ag Pool	2,524.50
Bill	08/31/2016	652636		652636	8475 · BHFS Legal - Agricultural Pool	2,524.50
Bill	08/31/2016	652637		652637	8375 · BHFS Legal - Appropriative Pool	2,677.50
Bill	08/31/2016	652638		652638	6375 · BHFS Legal - Board Meeting	5,879.70
Bill	08/31/2016	652639		652639	6275 · BHFS Legal - Advisory Committee	2,486.25
				Expenses	6275 · BHFS Legal - Advisory Committee	35.31
Bill	08/31/2016	652640		652640	6907.36 · Santa Ana River Habitat	372.60
Bill	08/31/2016	652641		652641	6907.34 · Santa Ana River Water Rights	5,255.55
Bill	08/31/2016	652642		Alvarez-CalPERS	6073 · BHFS Legal - Personnel Matters	9,190.80
				GM Contract	6073 · BHFS Legal - Personnel Matters	2,158.20
				Personnel	6073 · BHFS Legal - Personnel Matters	114.75
				Audit	6073 · BHFS Legal - Personnel Matters	121.50
Bill	08/31/2016	652643		652643	6078 · BHFS Legal - Miscellaneous	19,231.20
				Expenses	6078 · BHFS Legal - Miscellaneous	90.52
				Expenses	6375 · BHFS Legal - Board Meeting	375.00
				Expenses	8375 · BHFS Legal - Appropriative Pool	11.77
				Expenses	8475 · BHFS Legal - Agricultural Pool	11.77
				Expenses	8575 · BHFS Legal - Non-Ag Pool	11.77
TOTAL						<u>72,716.57</u>

P21

CHINO BASIN WATERMASTER
Cash Disbursements For The Month of
October 2016

Type	Date	Num	Name	Memo	Account	Paid Amount
Bill Pmt -Check	10/13/2016	ACH 101316	PUBLIC EMPLOYEES' RETIREMENT SYSTEM	Payor #3493	1012 · Bank of America Gen'l Ckg	
General Journal	10/08/2016	10/08/2016	PUBLIC EMPLOYEES' RETIREMENT SYSTEM	CalPERS Retirement for 09/25/16-10/08/16	2000 · Accounts Payable	5,924.14
TOTAL						<u>5,924.14</u>
Check	10/17/2016	10/17/2016	Service Charge	Service Charge	1012 · Bank of America Gen'l Ckg	
				Service Charge	6039.1 · Banking Service Charges	417.58
TOTAL						<u>417.58</u>
Bill Pmt -Check	10/17/2016	19716	ACWA JOINT POWERS INSURANCE AUTHORITY	0438473	1012 · Bank of America Gen'l Ckg	
Bill	10/03/2016	0438473		Prepayment - November 2016	1409 · Prepaid Life, BAD&D & LTD	132.25
				October 2016	60191 · Life & Disab.Ins Benefits	144.48
TOTAL						<u>276.73</u>
Bill Pmt -Check	10/17/2016	19717	APPLIED COMPUTER TECHNOLOGIES	2722	1012 · Bank of America Gen'l Ckg	
Bill	09/30/2016	2722		Database Consulting Services - September 2016	6052.2 · Applied Computer Technol	3,314.80
TOTAL						<u>3,314.80</u>
P22 Bill Pmt -Check	10/17/2016	19718	BOWMAN, JIM	Board Member Compensation	1012 · Bank of America Gen'l Ckg	
Bill	09/22/2016	9/22 Board Mtg		9/22/16 Board Meeting	6311 · Board Member Compensation	125.00
TOTAL						<u>125.00</u>
Bill Pmt -Check	10/17/2016	19719	CORELOGIC INFORMATION SOLUTIONS	81734512	1012 · Bank of America Gen'l Ckg	
Bill	09/30/2016	81734512		81734512	7103.7 · Grdwtr Qual-Computer Svc	62.50
				81734512	7101.4 · Prod Monitor-Computer	62.50
TOTAL						<u>125.00</u>
Bill Pmt -Check	10/17/2016	19720	CURATALO, JAMES	Board Member Compensation	1012 · Bank of America Gen'l Ckg	
Bill	09/13/2016	9/13 Workshop		9/13/16 Workshop	6311 · Board Member Compensation	125.00
Bill	09/19/2016	9/19 Agenda Preview		9/19/16 Board Agenda Preview	6311 · Board Member Compensation	125.00
Bill	09/22/2016	9/22 Board Mtg		9/22/16 Board Meeting	6311 · Board Member Compensation	125.00
TOTAL						<u>375.00</u>
Bill Pmt -Check	10/17/2016	19721	DE BOOM, NATHAN	Ag Pool Member Compensation	1012 · Bank of America Gen'l Ckg	
Bill	09/08/2016	9/08 Ag Pool Mtg		Ag Pool Member Compensation	8411 · Compensation	25.00
				9/08/16 Ag Pool Mtg	8470 · Ag Meeting Attend -Special	100.00
Bill	09/21/2016	9/21 Special Ag Mtg		Ag Pool Member Compensation	8411 · Compensation	25.00
				9/21/16 Special Ag Pool Mtg	8470 · Ag Meeting Attend -Special	100.00
TOTAL						<u>250.00</u>

CHINO BASIN WATERMASTER
Cash Disbursements For The Month of
October 2016

Type	Date	Num	Name	Memo	Account	Paid Amount
Bill Pmt -Check	10/17/2016	19722	EGOSCUE LAW GROUP	11427	1012 · Bank of America Gen'l Ckg	
Bill	09/30/2016	11427		Ag Pool Legal Services - September 2016	8467 · Ag Legal & Technical Services	32,042.50
TOTAL						32,042.50
Bill Pmt -Check	10/17/2016	19723	ELIE, STEVEN	Board Member Compensation	1012 · Bank of America Gen'l Ckg	
Bill	09/09/2016	9/09 Mtg w/PK		9/09/16 Meeting with PK	6311 · Board Member Compensation	125.00
Bill	09/13/2016	9/13 Workshop		9/13/16 Workshop	6311 · Board Member Compensation	125.00
Bill	09/19/2016	9/19 Agenda Mtg		9/19/16 Board Agenda review call	6311 · Board Member Compensation	125.00
Bill	09/22/2016	9/22 Board Mtg		9/22/16 Board Meeting	6311 · Board Member Compensation	125.00
Bill	09/27/2016	9/27 Call w/counsel		9/27/16 call w/WM counsel	6311 · Board Member Compensation	125.00
TOTAL						625.00
Bill Pmt -Check	10/17/2016	19724	EUROFINS EATON ANALYTICAL		1012 · Bank of America Gen'l Ckg	
Bill	09/30/2016	L0278510		L0278510	7103.5 · Grdwtr Qual-Lab Svcs	848.00
Bill	09/30/2016	L0282960		L0282960	7103.5 · Grdwtr Qual-Lab Svcs	1,056.00
Bill	09/30/2016	L0283867		L0283867	7103.5 · Grdwtr Qual-Lab Svcs	573.00
Bill	09/30/2016	L0284942		L0284942	7108.41 · Hydraulic Control - PBHSP	2,512.00
Bill	09/30/2016	L0283866		L0283866	7108.41 · Hydraulic Control - PBHSP	3,140.00
Bill	09/30/2016	L0283863		L0283863	7108.41 · Hydraulic Control - PBHSP	3,140.00
Bill	09/30/2016	L0282961		L0282961	7108.41 · Hydraulic Control - PBHSP	2,512.00
TOTAL						13,781.00
Bill Pmt -Check	10/17/2016	19725	FEDAK & BROWN LLP	Progress Billing	1012 · Bank of America Gen'l Ckg	
Bill	09/30/2016			September 2016	6062 · Audit Services	1,000.00
TOTAL						1,000.00
Bill Pmt -Check	10/17/2016	19726	FEENSTRA, BOB	Ag Pool Member Compensation	1012 · Bank of America Gen'l Ckg	
Bill	09/08/2016	9/08 Ag Pool Mtg		9/08/09 Ag Pool Meeting	8470 · Ag Meeting Attend -Special	125.00
Bill	09/13/2016	9/13 Workshop		9/13/16 Workshop	8470 · Ag Meeting Attend -Special	125.00
Bill	09/21/2016	9/21 Special Ag Pool		9/21/16 Special Ag Pool Meeting	8470 · Ag Meeting Attend -Special	125.00
Bill	09/22/2016	9/22 Board Mtg		9/22/16 Board Meeting	8470 · Ag Meeting Attend -Special	125.00
Bill	09/23/2016	9/23 Court Hearing		9/23/16 Court Hearing	8485 · Ag Pool - Misc. Expense-Ag Fund	125.00
TOTAL						625.00
Bill Pmt -Check	10/17/2016	19727	HOGAN LOVELLS	3015868	1012 · Bank of America Gen'l Ckg	
Bill	09/30/2016	3015868		Non-Ag Pool Legal Services - August 2016	8567 · Non-Ag Legal Service	3,248.70
TOTAL						3,248.70
Bill Pmt -Check	10/17/2016	19728	HUITSING, JOHN	Ag Pool Member Compensation	1012 · Bank of America Gen'l Ckg	
Bill	09/08/2016	9/08 Ag Pool Mtg		Ag Pool Member Compensation	8411 · Compensation	25.00

P 23

CHINO BASIN WATERMASTER
Cash Disbursements For The Month of
October 2016

Type	Date	Num	Name	Memo	Account	Paid Amount
				9/08/16 Ag Pool Meeting	8470 · Ag Meeting Attend -Special	100.00
Bill	09/21/2016	9/21 Special Ag Mtg		Ag Pool Member Compensation	8411 · Compensation	25.00
				9/21/16 Special Ag Pool Meeting	8470 · Ag Meeting Attend -Special	100.00
TOTAL						250.00
Bill Pmt -Check	10/17/2016	19729	JOHN J. SCHATZ	Legal Services	1012 · Bank of America Gen'l Ckg	
Bill	09/30/2016			Appropriative Pool Legal Services - Aug. 2016	8367 · Legal Service	5,224.00
Bill	09/30/2016			Appropriative Pool Legal Services - Sep. 2016	8367 · Legal Service	7,710.00
TOTAL						12,934.00
Bill Pmt -Check	10/17/2016	19730	KUHN, BOB	Board Member Compensation	1012 · Bank of America Gen'l Ckg	
Bill	09/08/2016	9/08 Appro Pool Mtg		9/08/16 Appropriative Pool Meeting	6311 · Board Member Compensation	125.00
Bill	09/12/2016	9/12 Mtg w/Pk		9/12/16 Meeting w/Pk	6311 · Board Member Compensation	125.00
Bill	09/22/2016	9/22 Board Mtg		9/22/16 Board Meeting	6311 · Board Member Compensation	125.00
Bill	09/27/2016	9/27 Check Signing		9/27/16 Admin Meeting at WM	6311 · Board Member Compensation	125.00
TOTAL						500.00
Bill Pmt -Check	10/17/2016	19731	MINDSHIFT	IT Managed Services	1012 · Bank of America Gen'l Ckg	
Bill	09/30/2016	0229400		Cisco Smart Net Premium - service agreement	6055 · Computer Hardware	226.80
Bill	09/30/2016	0229303		CommVault setup fee	6052.5 · mindSHIFT-Data Backup/Storage	693.00
Bill	10/01/2016	0230390		Backup Services	6052.5 · mindSHIFT-Data Backup/Storage	792.00
				Monthly IT Managed Services	6052.4 · mindSHIFT Technologies, Inc.	3,770.00
TOTAL						5,481.80
Bill Pmt -Check	10/17/2016	19732	PAYCHEX	2016092900	1012 · Bank of America Gen'l Ckg	
Bill	09/30/2016	2016092900		September 2016	6012 · Payroll Services	338.61
TOTAL						338.61
Bill Pmt -Check	10/17/2016	19733	PIERSON, JEFFREY	Ag Pool Member Compensation	1012 · Bank of America Gen'l Ckg	
Bill	09/08/2016	9/08 Ag Pool Mtg		9/08/16 Ag Pool Meeting	8470 · Ag Meeting Attend -Special	125.00
Bill	09/15/2016	9/15 Advisory Comm		9/15/16 Advisory Committee Meeting	8470 · Ag Meeting Attend -Special	125.00
Bill	09/15/2016	9/15 RIPCom Mtg		9/15/16 RIPCom Meeting	8470 · Ag Meeting Attend -Special	125.00
Bill	09/21/2016	9/21 Special Ag Mtg		9/21/16 Special Ag Pool Meeting	8470 · Ag Meeting Attend -Special	125.00
Bill	09/22/2016	9/22 Board Mtg		9/22/16 Board Meeting	8470 · Ag Meeting Attend -Special	125.00
Bill	09/23/2016	9/23 Court Hearing		9/23/16 Court Hearing	8485 · Ag Pool - Misc. Expense-Ag Fund	125.00
TOTAL						750.00
Bill Pmt -Check	10/17/2016	19734	PITNEY BOWES CREDIT CORPORATION	3100681771	1012 · Bank of America Gen'l Ckg	
Bill	10/03/2016	3100681771		Postage meter lease	6044 · Postage Meter Lease	402.84
TOTAL						402.84

CHINO BASIN WATERMASTER
Cash Disbursements For The Month of
October 2016

Type	Date	Num	Name	Memo	Account	Paid Amount
Bill Pmt -Check	10/17/2016	19735	PREMIERE GLOBAL SERVICES	22058001	1012 · Bank of America Gen'l Ckg	
Bill	09/30/2016	22058001		WM coordination call on 8/29	6909.1 · OBMP Meetings	12.81
				SB 88 compliance call on 8/29	6909.1 · OBMP Meetings	16.17
				Ag Pool Special Meeting call on 8/31	8412 · Meeting Expenses	6.12
				Ag Pool Special Meeting call on 8/31	8412 · Meeting Expenses	26.96
				Pools agenda prep call on 9/06	8312 · Meeting Expenses	2.04
				Pools agenda prep call on 9/06	8412 · Meeting Expenses	2.04
				Pools agenda prep call on 9/06	8512 · Meeting Expense	2.04
				Pools agenda prep call on 9/06	8312 · Meeting Expenses	2.04
				Pools agenda prep call on 9/06	8412 · Meeting Expenses	2.04
				Pools agenda prep call on 9/06	8512 · Meeting Expense	2.04
				Pools meeting check call on 9/07	8312 · Meeting Expenses	2.15
				Pools meeting check call on 9/07	8412 · Meeting Expenses	2.14
				Pools meeting check call on 9/07	8512 · Meeting Expense	2.14
				Appropriative Pool agenda call on 9/07	8312 · Meeting Expenses	18.77
				Non-Ag Pool meeting call on 9/08	8512 · Meeting Expense	20.64
				Workshop coordination call on 9/09	6909.1 · OBMP Meetings	12.79
				Workshop coordination call on 9/09	6909.1 · OBMP Meetings	9.07
				Workshop coordination call on 9/09	6909.1 · OBMP Meetings	12.45
				Mindshift follow-up call on 9/14	6052.4 · mindSHIFT Technologies, Inc.	6.13
				Mindshift follow-up call on 9/14	6052.4 · mindSHIFT Technologies, Inc.	8.97
				Board agenda call on 9/19	6312 · Meeting Expenses	6.13
				Board agenda call on 9/19	6312 · Meeting Expenses	13.58
				Tentative rulings call on 9/20 w/legal counsel	6078.11 · Safe Yield Recalculation	11.13
				SY hearing prep call on 9/21 w/legal counsel	6078.11 · Safe Yield Recalculation	6.86
				SY hearing prep call on 9/21 w/legal counsel	6078.11 · Safe Yield Recalculation	37.25
				WM coordination call on 9/26	6909.1 · OBMP Meetings	6.14
				Fee - General	6022 · Telephone	49.00
				Fee - Confidential	6022 · Telephone	49.00
				Fee - Service	6022 · Telephone	8.79
TOTAL						357.43
Bill Pmt -Check	10/17/2016	19736	PUBLIC EMPLOYEES' RETIREMENT SYSTEM	Payor #3493	1012 · Bank of America Gen'l Ckg	
Bill	10/01/2016	1394905143		Annual Unfunded Accrued Liability	60180 · Employers PERS Expense	3,590.95
TOTAL						3,590.95
Bill Pmt -Check	10/17/2016	19737	RAUCH COMMUNICATION CONSULTANTS, LLC Sep-1605		1012 · Bank of America Gen'l Ckg	
Bill	09/30/2016	Sep-1605		Work thru August 31, 2016	6061.3 · Rauch	6,060.00
TOTAL						6,060.00

P25

CHINO BASIN WATERMASTER
Cash Disbursements For The Month of
October 2016

Type	Date	Num	Name	Memo	Account	Paid Amount
Bill Pmt -Check	10/17/2016	19738	RR FRANCHISING, INC.	28736	1012 · Bank of America Gen'l Ckg	
Bill	10/01/2016	28736		Monthly service charge 10/01/16-11/30/16	6024 · Building Repair & Maintenance	740.00
TOTAL						740.00
Bill Pmt -Check	10/17/2016	19739	STAPLES BUSINESS ADVANTAGE	8041257390	1012 · Bank of America Gen'l Ckg	
Bill	10/01/2016	8041257390		Miscellaneous office supplies	6031.7 · Other Office Supplies	136.70
TOTAL						136.70
Bill Pmt -Check	10/17/2016	19740	UNION 76	7076-2245-3035-5049	1012 · Bank of America Gen'l Ckg	
Bill	09/30/2016	7076224530355049		September 2016	6175 · Vehicle Fuel	179.39
TOTAL						179.39
Bill Pmt -Check	10/17/2016	19741	VANDEN HEUVEL, GEOFFREY	Board Member Compensation	1012 · Bank of America Gen'l Ckg	
Bill	09/08/2016	9/08 Ag Pool Mtg		9/08/16 Ag Pool Meeting	6311 · Board Member Compensation	125.00
Bill	09/21/2016	9/21 Special Ag Mtg		9/21/16 Special Ag Pool Meeting	6311 · Board Member Compensation	125.00
Bill	09/22/2016	9/22 Board Mtg		9/22/16 Board Meeting	6311 · Board Member Compensation	125.00
TOTAL						375.00
P26 Bill Pmt -Check	10/17/2016	19742	VANDEN HEUVEL, ROB	Ag Pool Member Compensation	1012 · Bank of America Gen'l Ckg	
Bill	09/08/2016	9/08 Ag Pool Mtg		9/08/16 Ag Pool Meeting	8470 · Ag Meeting Attend -Special	125.00
Bill	09/21/2016	9/21 Special Ag Mtg		9/21/16 Special Ag Pool Meeting	8470 · Ag Meeting Attend -Special	125.00
Bill	09/23/2016	9/23 Court Hearing		9/23/16 Court Hearing	8485 · Ag Pool - Misc. Expense-Ag Fund	125.00
TOTAL						375.00
Bill Pmt -Check	10/17/2016	19743	WESTERN MUNICIPAL WATER DISTRICT	Board Member Compensation	1012 · Bank of America Gen'l Ckg	
Bill	09/22/2016	9/22 Board Mtg		9/22/16 Board Meeting - Don Galleano attendance	6311 · Board Member Compensation	125.00
TOTAL						125.00
Bill Pmt -Check	10/17/2016	19744	YSI INCORPORATED	660936	1012 · Bank of America Gen'l Ckg	
Bill	09/26/2016	660936		Cond Calibrator Solution	7103.6 · Grdwtr Qual-Supplies	167.64
TOTAL						167.64
Bill Pmt -Check	10/17/2016	19745	YUKON DISPOSAL SERVICE	08-K2 213849	1012 · Bank of America Gen'l Ckg	
Bill	10/01/2016	08-k2 213849		October 2016	6024 · Building Repair & Maintenance	111.57
TOTAL						111.57
Bill Pmt -Check	10/20/2016	19746	BANK OF AMERICA	XXXX-XXXX-XXXX-9341	1012 · Bank of America Gen'l Ckg	
Bill	09/30/2016	XXXX-XXXX-XXXX-9341		Purchase miscellaneous office supplies	6031.7 · Other Office Supplies	525.87
				Purchase report covers for workshop	6031.7 · Other Office Supplies	76.53

CHINO BASIN WATERMASTER
Cash Disbursements For The Month of
October 2016

P27
TOTAL

Type	Date	Num	Name	Memo	Account	Paid Amount
				Purchase CVI Report for candidate	6031.7 · Other Office Supplies	47.46
				Membership-Joswiak-Society for HR Management	6111 · Membership Dues	180.54
				Staff meeting re candidate discussion	6016 · New Employee Search Costs	56.78
				Ad in BC - Water Resources Professional	6016 · New Employee Search Costs	95.02
				Lunch for staff development day	6141.3 · Admin Meetings	194.00
				Shipments to D. Maurizio	6042 · Postage - General	81.49
				Shipment to D. Maurizio	6042 · Postage - General	24.94
				Subscription for Chino Champion newspaper	6112 · Subscriptions/Publications	33.26
				PK meeting w/Steve Elie	6312 · Meeting Expenses	43.64
				PK meeting w/Bob Kuhn	6312 · Meeting Expenses	10.81
				Lunch-9/13/16 Committees/Board Roles Workshop	6909.1 · OBMP Meetings	609.07
				PK meeting w/Brian Geye	8512 · Meeting Expense	53.34
				"The Speed of Trust: The One Thing That Changes"	6031.7 · Other Office Supplies	14.54
				Purchase chair gliders for office	6031.7 · Other Office Supplies	13.29
				Purchase pies for staff meeting	6141.3 · Admin Meetings	24.61
				PK meeting w/Celeste Cantu	6909.1 · OBMP Meetings	36.28
				Lunch-9/23/16 counsel meeting before SY court	6906.72 · OBMP-Data Req.-Non CBWM Staff	34.17
				Lunch-9/23/16 counsel meeting before SY court	6906.72 · OBMP-Data Req.-Non CBWM Staff	8.54
				Purchase sheet protectors for office	6031.7 · Other Office Supplies	9.64
				Lunch for 10/05/16 Special Ag Pool Meeting	8485 · Ag Pool - Misc. Expense-Ag Fund	162.46
						<u>2,336.28</u>
Bill Pmt -Check	10/20/2016	19747	CALPERS	1394905143	1012 · Bank of America Gen'l Ckg	
Bill	10/18/2016	1394905143		Medical Insurance Premium	60182.1 · Medical Insurance	6,879.75
TOTAL						<u>6,879.75</u>
Bill Pmt -Check	10/20/2016	19748	CUCAMONGA VALLEY WATER DISTRICT	Lease due November 1, 2016	1012 · Bank of America Gen'l Ckg	
Bill	10/18/2016			Lease due November 1, 2016 (includes increase)	1422 · Prepaid Rent	6,447.61
				Lease increase for October 2016 - Increase	1422 · Prepaid Rent	76.45
TOTAL						<u>6,524.06</u>
Bill Pmt -Check	10/20/2016	19749	FIRST LEGAL NETWORK LLC	40005992	1012 · Bank of America Gen'l Ckg	
Bill	09/30/2016	40005992		40005992	6061.5 · Court Filing Services	646.24
TOTAL						<u>646.24</u>
Bill Pmt -Check	10/20/2016	19750	FRONTIER COMMUNICATIONS	909-484-3890-050914-5	1012 · Bank of America Gen'l Ckg	
Bill	10/18/2016	90948438900509145		Office fax	6022 · Telephone	140.99
TOTAL						<u>140.99</u>
Bill Pmt -Check	10/20/2016	19751	INLAND EMPIRE UTILITIES AGENCY		1012 · Bank of America Gen'l Ckg	

CHINO BASIN WATERMASTER
Cash Disbursements For The Month of
October 2016

Type	Date	Num	Name	Memo	Account	Paid Amount
Bill	10/10/2016	1800002975		GWR SCADA System Upgrades Project Inv. #4	7690.61 · GWR SCADA Upgrades (TO #4)	27,867.11
Bill	10/10/2016	1800002977		RMPU Yield Enhancement Project Inv. #2	7690.15 · RMPU Amend. Yield (TO #1)	164,824.65
Bill	10/10/2016	180000978		San Sevaine Basin Improvements Project Inv. #3	7690.4 · San Sevaine Recharge (TO # 8)	36,911.18
Bill	10/10/2016	1800002976		Lower Day Improvements Project Inv. #3	7690.8 · Lower Day Basin RMPU (TO #2)	30,056.77
TOTAL						259,659.71
Bill Pmt -Check	10/20/2016	19752	LEGAL SHIELD	0111802	1012 · Bank of America Gen'l Ckg	
Bill	10/18/2016	0111802		Employee deductions - October 2016	60194 · Other Employee Insurance	79.70
TOTAL						79.70
Bill Pmt -Check	10/20/2016	19753	STAULA, MARY L	Retiree Medical	1012 · Bank of America Gen'l Ckg	
Bill	10/31/2016				60182.4 · Retiree Medical	23.62
TOTAL						23.62
Bill Pmt -Check	10/20/2016	19754	UNITED HEALTHCARE	0041842716	1012 · Bank of America Gen'l Ckg	
Bill	10/18/2016	004182716		Dental Insurance Premium - November 2016	60182.2 · Dental & Vision Ins	688.74
TOTAL						688.74
Bill Pmt -Check	10/20/2016	19755	VERIZON WIRELESS	9773115114	1012 · Bank of America Gen'l Ckg	
Bill	10/18/2016	9773115114		Acct #470810953-00001	6022 · Telephone	196.37
TOTAL						196.37
General Journal	10/22/2016	10/22/2016	Payroll and Taxes for 10/09/16-10/22/16	Payroll and Taxes for 10/09/16-10/22/16	1012 · Bank of America Gen'l Ckg	
				Direct Deposits for 10/09/16-10/22/16	1012 · Bank of America Gen'l Ckg	21,899.08
				Payroll Taxes for 10/09/16-10/22/16	1012 · Bank of America Gen'l Ckg	9,582.98
				Payroll Checks for 10/09/16-10/22/16	1014 · Bank of America P/R Ckg	4,496.93
			ICMA-RC	457(b) Employee Deductions for 10/09/16-10/22/16	1012 · Bank of America Gen'l Ckg	3,639.27
			ICMA-RC	401(a) Employee Deductions for 10/09/16-10/22/16	1012 · Bank of America Gen'l Ckg	1,059.87
TOTAL						40,678.13
Bill Pmt -Check	10/25/2016	19756	BROWNSTEIN HYATT FARBER SCHRECK		1012 · Bank of America Gen'l Ckg	
Bill	09/30/2016	653882		Workshop-09/13/16	6375.1 · Watermaster Board Workshop(s)	22,473.45
				Board	6375 · BHFS Legal - Board Meeting	421.20
				653882	6078 · BHFS Legal - Miscellaneous	7,667.10
				Expenses	6375 · BHFS Legal - Board Meeting	375.00
				Expenses	8375 · BHFS Legal - Appropriative Pool	11.77
				Expenses	8475 · BHFS Legal - Agricultural Pool	11.77
				Expenses	8575 · BHFS Legal - Non-Ag Pool	11.77
				Workshop Expenses	6375.1 · Watermaster Board Workshop(s)	635.31
				Expenses	6078 · BHFS Legal - Miscellaneous	259.05
Bill	09/30/2016	653881		Alvarez-CalPERS	6073 · BHFS Legal - Personnel Matters	9,880.65

CHINO BASIN WATERMASTER
Cash Disbursements For The Month of
October 2016

<u>Type</u>	<u>Date</u>	<u>Num</u>	<u>Name</u>	<u>Memo</u>	<u>Account</u>	<u>Paid Amount</u>
				Personnel	6073 · BHFS Legal - Personnel Matters	40.50
Bill	09/30/2016	653880		653880	6907.34 · Santa Ana River Water Rights	1,461.15
Bill	09/30/2016	653879		653879	6275 · BHFS Legal - Advisory Committee	841.50
Bill	09/30/2016	653878		653878	6375 · BHFS Legal - Board Meeting	3,755.70
				Expenses	6375 · BHFS Legal - Board Meeting	35.31
				Expenses	6275 · BHFS Legal - Advisory Committee	35.31
Bill	09/30/2016	653877		653877	8375 · BHFS Legal - Appropriative Pool	1,147.50
Bill	09/30/2016	653876		653876	8475 · BHFS Legal - Agricultural Pool	2,677.50
Bill	09/30/2016	653875		653875	8575 · BHFS Legal - Non-Ag Pool	1,147.50
Bill	09/30/2016	653874		653874	6071 · BHFS Legal - Court Coordination	4,054.50
Bill	09/30/2016	653873		653873	6907.39 · Recharge Master Plan	650.25
Bill	09/30/2016	653872		653872	6907.41 · Prado Basin Habitat Sustain	181.80
Bill	09/30/2016	653871		Expenses	6907.42 · Safe Yield Recalculation	185.31
				653871	6907.42 · Safe Yield Recalculation	54,915.30
				653871	6375 · BHFS Legal - Board Meeting	157.95
				Expenses	6375 · BHFS Legal - Board Meeting	150.00

TOTAL

113,184.15

P29

Bill Pmt -Check	10/25/2016	19757	WILDERMUTH ENVIRONMENTAL INC		1012 · Bank of America Gen'l Ckg	
Bill	09/30/2016	2016321		2016321	6906.31 · OBMP-Pool, Adv. Board Mtgs	8,553.57
Bill	09/30/2016	2016322		2016322	6906.32 · OBMP-Other General Meetings	2,413.10
Bill	09/30/2016	2016323		2016323	6910.20 · RMPU - MPI Analysis	34,431.70
Bill	09/30/2016	2016324		2016324	6906.71 · OBMP-Data Req.-CBWM Staff	1,944.00
				Contracted Services	6906.71 · OBMP-Data Req.-CBWM Staff	13,400.00
Bill	09/30/2016	2016325		2016325	6906.71 · OBMP-Data Req.-CBWM Staff	11,557.67
Bill	09/30/2016	2016326		2016326	6906.72 · OBMP-Data Req.-Non CBWM Staff	2,820.90
Bill	09/30/2016	2016327		2016327	6906.22 · Water Rights Compliance Rprting	1,098.75
Bill	09/30/2016	2016328		2016328	6906 · OBMP Engineering Services	1,634.30
Bill	09/30/2016	2016329		2016329	6906.1 · OBMP-Watermaster Model Update	10,947.75
Bill	09/30/2016	2016330		2016330	6906.24 · Compliance-SB88 and SWRCB	1,575.00
Bill	09/30/2016	2016331		2016331	6906.81 · Prepare 38th/39th Annual Rpts	11,612.20
Bill	09/30/2016	2016332		2016332	7103.3 · Grdwtr Qual-Engineering	14,422.75
Bill	09/30/2016	2016333		2016333	7104.3 · Grdwtr Level-Engineering	11,222.65
Bill	09/30/2016	2016334		2016334	7107.2 · Grd Level-Engineering	1,440.29
Bill	09/30/2016	2016335		2016335	7108.3 · Hydraulic Control-Engineering	1,667.50
Bill	09/30/2016	2016336		2016336	7108.31 · Hydraulic Control - PBHSP	27,142.05
Bill	09/30/2016	2016337		2016337	7202.2 · Engineering Svc	3,297.94
Bill	09/30/2016	2016338		2016338	7402 · PE4-Engineering	21,782.34
Bill	09/30/2016	2016339		2016339	7402.10 · PE4 - Northwest MZ1 Area Proj.	24,484.85
Bill	09/30/2016	2016340		2016340	7502 · PE6&7-Engineering	1,274.00

CHINO BASIN WATERMASTER
Cash Disbursements For The Month of
October 2016

Type	Date	Num	Name	Memo	Account	Paid Amount
Bill	09/30/2016	2016341		2016341	7602 · PE8&9-Engineering	5,374.22
Bill	09/30/2016	2016342		2016342	6910.14 · Truing-Up 2013 RMPU Estimates	17,017.25
TOTAL						231,114.78
Bill Pmt -Check	10/27/2016	ACH 102716	PUBLIC EMPLOYEES' RETIREMENT SYSTEM	Payor #3493	1012 · Bank of America Gen'l Ckg	
General Journal	10/22/2016	10/22/2016	PUBLIC EMPLOYEES' RETIREMENT SYSTEM	CalPERS Retirement for 10/09/16-10/22/16	2000 · Accounts Payable	5,924.14
TOTAL						5,924.14
General Journal	10/31/2016	10/31/2016	Wage Works FSA Direct Debits - October 2016	Wage Works FSA Direct Debits - October 2016	1012 · Bank of America Gen'l Ckg	
				Wage Works FSA Direct Debits - October 2016	1012 · Bank of America Gen'l Ckg	81.50
				Wage Works FSA Direct Debits - October 2016	1012 · Bank of America Gen'l Ckg	638.75
				Wage Works FSA Direct Debits - October 2016	1012 · Bank of America Gen'l Ckg	638.75
				Wage Works FSA Direct Debits - October 2016	1012 · Bank of America Gen'l Ckg	638.75
TOTAL						1,997.75
Total Disbursements:						879,384.15

P30



CHINO BASIN WATERMASTER

9641 San Bernardino Road, Rancho Cucamonga, Ca 91730
Tel: 909.484.3888 Fax: 909.484.3890 www.cbwm.org

PETER KAVOUNAS, P.E.
General Manager

STAFF REPORT

DATE: January 12, 2017
TO: Pool Committee Members
SUBJECT: VISA Check Detail Report - Financial Report B2 (October 31, 2016)

SUMMARY

Issue: Record of VISA credit card payment disbursed for the month of October 31, 2016.

Recommendation: Receive and file VISA Check Detail Report for October 31, 2016 as presented.

Financial Impact: Funds disbursed were included in the FY 2016/17 "Amended" Watermaster Budget.

Future Consideration

Appropriative Pool – January 12, 2017: Receive and File
Non-Agricultural Pool – January 12, 2017: Receive and File
Agricultural Pool – January 12, 2017: Receive and File
Advisory Committee – January 19, 2017: Receive and File
Watermaster Board – January 26, 2017: Receive and File (Normal Course of Business)

ACTIONS:

Appropriative Pool – January 12, 2017:
Non-Agricultural Pool – January 12, 2017:
Agricultural Pool – January 12, 2017:
Advisory Committee – January 19, 2017:
Watermaster Board – January 26, 2017:

BACKGROUND

A monthly VISA Check Detail report is provided to keep all members apprised of Watermaster expenditures charged against the General Manager and Chief Financial Officer's Bank of America VISA card.

DISCUSSION

The total cash disbursement during the month of October 2016 was \$2,336.28. The payment was processed by check number 19746 dated October 20, 2016. The monthly charges for October 2016 of \$2,336.28 were for routine and customary expenditures and properly documented with receipts.

ATTACHMENTS

1. Financial Report - B2

CHINO BASIN WATERMASTER
 VISA Check Detail Report
 October 2016

Type	Num	Date	Name	Memo	Account	Paid Amount
Bill Pmt -Check	10/20/2016	19746	BANK OF AMERICA	XXXX-XXXX-XXXX-9341	1012 · Bank of America Gen'l Ckg	
Bill	09/30/2016	XXXX-XXXX-XXXX-9341		Purchase miscellaneous office supplies	6031.7 · Other Office Supplies	525.87
				Purchase report covers for workshop	6031.7 · Other Office Supplies	76.53
				Purchase CVI Report for candidate	6031.7 · Other Office Supplies	47.46
				Membership-Joswiak-Society for HR Management	6111 · Membership Dues	180.54
				Staff meeting re candidate discussion	6016 · New Employee Search Costs	56.78
				Ad in BC - Water Resources Professional	6016 · New Employee Search Costs	95.02
				Lunch for staff development day	6141.3 · Admin Meetings	194.00
				Shipments to D. Maurizio	6042 · Postage - General	81.49
				Shipment to D. Maurizio	6042 · Postage - General	24.94
				Subscription for Chino Champion newspaper	6112 · Subscriptions/Publications	33.26
				PK meeting w/Steve Elie	6312 · Meeting Expenses	43.64
				PK meeting w/Bob Kuhn	6312 · Meeting Expenses	10.81
				Lunch-9/13/16 Committees/Board Roles Workshop	6909.1 · OBMP Meetings	609.07
				PK meeting w/Brian Geye	8512 · Meeting Expense	53.34
				"The Speed of Trust: The One Thing That Changes"	6031.7 · Other Office Supplies	14.54
				Purchase chair gliders for office	6031.7 · Other Office Supplies	13.29
				Purchase pies for staff meeting	6141.3 · Admin Meetings	24.61
				PK meeting w/Celeste Cantu	6909.1 · OBMP Meetings	36.28
				Lunch-9/23/16 counsel meeting before SY court	6906.72 · OBMP-Data Req.-Non CBWM :	34.17
				Lunch-9/23/16 counsel meeting before SY court	6906.72 · OBMP-Data Req.-Non CBWM :	8.54
				Purchase sheet protectors for office	6031.7 · Other Office Supplies	9.64
				Lunch for 10/05/16 Special Ag Pool Meeting	8485 · Ag Pool - Misc. Expense-Ag Fund	162.46
					Total Disbursements:	<u>2,336.28</u>

TOTAL

P 33

THIS PAGE
HAS
INTENTIONALLY
BEEN LEFT
BLANK
FOR PAGINATION



CHINO BASIN WATERMASTER

9641 San Bernardino Road, Rancho Cucamonga, Ca 91730
Tel: 909.484.3888 Fax: 909.484.3890 www.cbwm.org

PETER KAVOUNAS, P.E.
General Manager

STAFF REPORT

DATE: January 12, 2017
TO: Pool Committee Members
SUBJECT: Combining Schedule of Revenue, Expenses and Changes in Net Assets for the Period July 1, 2016 through October 31, 2016 - Financial Report B3 (October 31, 2016)

SUMMARY

Issue: Record of Revenue, Expenses and Changes in Net Assets for the Period July 1, 2016 through October 31, 2016.

Recommendation: Receive and file Combining Schedule of Revenue, Expenses and Changes in Net Assets for the Period July 1, 2016 through October 31, 2016 as presented.

Financial Impact: Funds disbursed were included in the FY 2016/17 "Amended" Watermaster Budget.

Future Consideration

Appropriative Pool – January 12, 2017: Receive and File
Non-Agricultural Pool – January 12, 2017: Receive and File
Agricultural Pool – January 12, 2017: Receive and File
Advisory Committee – January 19, 2017: Receive and File
Watermaster Board – January 26, 2017: Receive and File (Normal Course of Business)

ACTIONS:

Appropriative Pool – January 12, 2017:
Non-Agricultural Pool – January 12, 2017:
Agricultural Pool – January 12, 2017:
Advisory Committee – January 19, 2017:
Watermaster Board – January 26, 2017:

BACKGROUND

A Combining Schedule of Revenue, Expenses and Changes in Net Assets for the period July 1, 2016 through October 31, 2016 is provided to keep all members apprised of the FY 2016/17 cumulative Watermaster revenues, expenditures and changes in net assets for the period listed.

DISCUSSION

The Combining Schedule of Revenue, Expenses and Changes in Net Assets has been created from various financial reports and statements created from Intuit QuickBooks Enterprise Solutions 17.0, the Watermaster accounting system. The Combining Schedule provided balances to the supporting documentation in the Watermaster accounting system as presented.

ATTACHMENTS:

1. Financial Report - B3

CHINO BASIN WATERMASTER
 COMBINING SCHEDULE OF REVENUE, EXPENSES AND CHANGES IN NET ASSETS
 FOR THE PERIOD JULY 1, 2016 THROUGH OCTOBER 31, 2016

	WATERMASTER ADMINISTRATION	OPTIMUM BASIN MANAGEMENT	POOL ADMINISTRATION & SPECIAL PROJECTS			GROUNDWATER OPERATIONS		LAIF VALUE ADJ.	GASB 68 BEG. NET POSITION	GRAND TOTALS	AMENDED BUDGET 2016-2017
			APPROPRIATIVE POOL	AG POOL	NON-AG POOL	GROUNDWATER REPLENISHMENT	SB222 FUNDS				
Administrative Revenues:											
Administrative Assessments			-							-	10,314,656
Interest Revenue			8,937	731	59					9,727	19,890
Mutual Agency Project Revenue	159,631									159,631	158,923
Miscellaneous Income										-	0
Total Revenues	159,631	-	8,937	731	59	-	-	-	-	169,358	10,493,469
Administrative & Project Expenditures:											
Watermaster Administration	576,763									576,763	1,286,992
Watermaster Board-Advisory Committee	75,670									75,670	202,053
Ag Pool Misc. Expense - Ag Fund				546						546	400
Pool Administration			36,114	98,526	33,148					167,789	569,293
Optimum Basin Mgmt Administration		553,278								553,278	1,727,519
OBMP Project Costs		1,192,748								1,192,748	3,811,606
Debt Service		465,200								465,200	465,200
Basin Recharge Improvements		259,660								259,660	5,060,744
Mutual Agency Project Costs										-	-
Total Administrative/OBMP Expenses	652,432	2,470,886	36,114	98,526	33,148	-	-	-	-	3,291,653	13,123,806
Net Administrative/OBMP Expenses	(492,801)	(2,470,886)									
Allocate Net Admin Expenses To Pools	492,801		370,835	107,931	14,036						
Allocate Net OBMP Expenses To Pools		1,746,026	1,313,890	382,406	49,730						
Allocate Debt Service to App Pool		465,200	465,200								
Allocate Basin Recharge to App Pool		259,660	259,660								
Agricultural Expense Transfer*			588,863	(588,863)							
Total Expenses			3,034,561	546	96,915	-	-	-	-	3,291,653	13,123,806
Net Administrative Income			(3,025,624)	185	(96,856)	-	-	-	-	(3,122,295)	(2,630,337)
Other Income/(Expense)											
Replenishment Water Assessments						80,951				80,951	0
Non-Ag Stored Water Purchases										-	0
Exhibit "G" Non-Ag Pool Water			-							-	0
Interest Revenue						3,468				3,468	0
MWD Water Purchases										-	0
Non-Ag Stored Water Purchases										-	0
Exhibit "G" Non-Ag Pool Water			-							-	0
MWD Water Purchases										-	0
Groundwater Replenishment										-	0
LAIF - Fair Market Value Adjustment								-		-	0
Other Post-Employment Benefits (OPEB)										-	0
Refund-Excess Reserves										-	0
Refund-Recharge Debt										-	0
Net Other Income/(Expense)			-	-	-	84,418	-	-	-	84,418	0
Net Transfers To/(From) Reserves		(3,037,877)	(3,025,624)	185	(96,856)	84,418	-	-	-	(3,037,877)	(2,630,337)
Net Assets, July 1, 2016			7,339,593	483,176	75,462	2,465,056	158,251	3,308	(740,195)	9,784,651	
Net Assets, End of Period			4,313,969	483,361	(21,394)	2,549,474	158,251	3,308	(740,195)	6,746,774	6,746,774
15/16 Assessable Production			89,906,000	26,167,031	3,402,908					119,475,939	
15/16 Production Percentages			75.250%	21.902%	2.848%					100.000%	

*Fund balance transfer as agreed to in the Peace Agreement.

N:\Administration\Meetings - Agendas & Minutes\2017\Staff Letters\20170112 - B3 Combining Schedule_October 2016.xls\Jul2016-Oct2016

THIS PAGE
HAS
INTENTIONALLY
BEEN LEFT
BLANK
FOR PAGINATION



CHINO BASIN WATERMASTER

9641 San Bernardino Road, Rancho Cucamonga, Ca 91730
Tel: 909.484.3888 Fax: 909.484.3890 www.cbwm.org

PETER KAVOUNAS, P.E.
General Manager

STAFF REPORT

DATE: January 12, 2017

TO: Pool Committee Members

SUBJECT: Treasurer's Report of Financial Affairs for the Period October 1, 2016 through October 31, 2016 - Financial Report B4 (October 31, 2016)

SUMMARY

Issue: Record of increases or decreases in the cash position, assets and liabilities of Watermaster for the Period of October 1, 2016 through October 31, 2016.

Recommendation: Receive and file Treasurer's Report of Financial Affairs for the Period October 1, 2016 through October 31, 2016 as presented.

Financial Impact: Funds disbursed were included in the FY 2016/17 "Amended" Watermaster Budget.

Future Consideration

Appropriative Pool – January 12, 2017: Receive and File
Non-Agricultural Pool – January 12, 2017: Receive and File
Agricultural Pool – January 12, 2017: Receive and File
Advisory Committee – January 19, 2017: Receive and File
Watermaster Board – January 26, 2017: Receive and File (Normal Course of Business)

ACTIONS:

Appropriative Pool – January 12, 2017:
Non-Agricultural Pool – January 12, 2017:
Agricultural Pool – January 12, 2017:
Advisory Committee – January 19, 2017:
Watermaster Board – January 26, 2017:

BACKGROUND

A Treasurer's Report of Financial Affairs for the Period October 1, 2016 through October 31, 2016 is provided to keep all members apprised of the total cash in banks (Bank of America, LAIF, and CalTRUST) and on hand at the Watermaster office (petty cash) at the end of the period stated. The Treasurer's Report details the change (increase or decrease) in the overall cash position of Watermaster, as well as the changes (increase or decrease) to the assets and liabilities section of the balance sheet. The report also provides a detailed listing of all deposits and/or withdrawals in the California State Treasurer's Local Agency Investment Fund (LAIF) and/or CalTRUST, the most current effective yield as of the last quarter, and the ending balance in LAIF as of the reporting date.

DISCUSSION

The Treasurer's Report of Financial Affairs has been created from various financial reports and statements created from Intuit QuickBooks Enterprise Solutions 17.0, the Watermaster accounting system. The Treasurer's Report provided, balances to the supporting documentation in the Watermaster accounting system, as well as the supporting bank statements.

ATTACHMENTS

1. Financial Report - B4

**CHINO BASIN WATERMASTER
TREASURER'S REPORT OF FINANCIAL AFFAIRS FOR THE PERIOD
OCTOBER 1, 2016 THROUGH OCTOBER 31, 2016**

Financial Report - B4

DEPOSITORIES:

Cash on Hand - Petty Cash			\$ 500
Bank of America			
Governmental Checking-Demand Deposits	\$	284,400	
Zero Balance Account - Payroll	\$	-	284,400
Local Agency Investment Fund - Sacramento			8,051,403
TOTAL CASH IN BANKS AND ON HAND			\$ 8,336,302
TOTAL CASH IN BANKS AND ON HAND	10/31/2016		\$ 8,336,302
	9/30/2016		9,149,920
PERIOD INCREASE (DECREASE)			\$ (813,618)

CHANGE IN CASH POSITION DUE TO:

Decrease/(Increase) in Assets: Accounts Receivable			\$ 26,090
Assessments Receivable			-
Prepaid Expenses, Deposits & Other Current Assets			(15,632)
(Decrease)/Increase in Liabilities: Accounts Payable			(53,291)
Accrued Payroll, Payroll Taxes & Other Current Liabilities			5,661
Long Term Liabilities			1,594
Transfer to/(from) Reserves			(778,041)
PERIOD INCREASE (DECREASE)			\$ (813,618)

<u>SUMMARY OF FINANCIAL TRANSACTIONS:</u>	Petty Cash	Gov't'l Checking Demand	Zero Balance Account Payroll	Local Agency Investment Funds	Totals
Balances as of 9/30/2016	\$ 500	\$ 236,212	\$ -	\$ 8,913,208	\$ 9,149,920
Deposits	-	927,572	-	13,194	940,766
Transfers	-	(85,960)	(62,298)	(875,000)	(1,023,257)
Withdrawals/Checks	-	(793,424)	62,298	-	(731,127)
Balances as of 10/31/2016	\$ 500	\$ 284,400	\$ -	\$ 8,051,403	\$ 8,336,302
PERIOD INCREASE OR (DECREASE)	\$ -	\$ 48,188	\$ -	\$ (861,806)	\$ (813,618)

P 41

**CHINO BASIN WATERMASTER
TREASURER'S REPORT OF FINANCIAL AFFAIRS FOR THE PERIOD
OCTOBER 1, 2016 THROUGH OCTOBER 31, 2016**

INVESTMENT TRANSACTIONS

Effective Date	Transaction	Depository	Activity	Redeemed	Days to Maturity	Interest Rate(*)	Maturity Yield
10/13/2016	Withdrawal		\$ (500,000)				
10/14/2016	Interest		\$ 13,194				
10/21/2016	Withdrawal		\$ (375,000)				
TOTAL INVESTMENT TRANSACTIONS			\$ (861,806)	-			

* The earnings rate for L.A.I.F. is a daily variable rate; 0.60% was the effective yield rate at the Quarter ended September 30, 2016.

**INVESTMENT STATUS
October 31, 2016**

<u>Financial Institution</u>	<u>Principal Amount</u>	<u>Number of Days</u>	<u>Interest Rate</u>	<u>Maturity Date</u>
Local Agency Investment Fund	\$ 8,051,403			
TOTAL INVESTMENTS	\$ 8,051,403			

Funds on hand are sufficient to meet all foreseen and planned Administrative and project expenditures during the next six months.

All investment transactions have been executed in accordance with the criteria stated in Chino Basin Watermaster's Investment Policy.

Respectfully submitted,



Joseph S. Joswiak
Chief Financial Officer
Chino Basin Watermaster



CHINO BASIN WATERMASTER

9641 San Bernardino Road, Rancho Cucamonga, Ca 91730
Tel: 909.484.3888 Fax: 909.484.3890 www.cbwm.org

PETER KAVOUNAS, P.E.
General Manager

STAFF REPORT

DATE: January 12, 2017
TO: Pool Committee Members
SUBJECT: Budget vs. Actual Report for the Period July 1, 2016 through October 31, 2016 -
Financial Report B5 (October 31, 2016)

SUMMARY

Issue: Record of revenues and expenses of Watermaster for the Period of July 1, 2016 through October 31, 2016.

Recommendation: Receive and file Budget vs. Actual Report for the Period July 1, 2016 through October 31, 2016 as presented.

Financial Impact: Funds disbursed were included in the FY 2016/17 "Amended" Watermaster Budget.

Future Consideration

Appropriative Pool – January 12, 2017: Receive and File
Non-Agricultural Pool – January 12, 2017: Receive and File
Agricultural Pool – January 12, 2017: Receive and File
Advisory Committee – January 19, 2017: Receive and File
Watermaster Board – January 26, 2017: Receive and File (Normal Course of Business)

ACTIONS:

Appropriative Pool – January 12, 2017:
Non-Agricultural Pool – January 12, 2017:
Agricultural Pool – January 12, 2017:
Advisory Committee – January 19, 2017:
Watermaster Board – January 26, 2017:

BACKGROUND

A Budget vs. Actual Report for the period July 1, 2016 through October 31, 2016 is provided to keep all members apprised of the total revenues and expenses for the current fiscal year. The expense section is categorized into four distinct sections. Those sections are: General and Administrative Expenses; Optimum Basin Management Program Expenses; Project Expenses; and Other Income/Expenses. The Budget vs. Actual report has been created from Intuit QuickBooks Enterprise Solutions 17.0, the Watermaster accounting system. The Budget vs. Actual report provided, balances to the supporting documentation in the Watermaster accounting system, as well as the supporting bank statements.

DISCUSSION

CURRENT MONTH – OCTOBER 2016

Year-To-Date (YTD) for the four months ending October 31, 2016, all but four categories were at or below the projected budget. The categories over budget were as follows: (1) Administration Salary/Benefits expenses (6010's) which were over budget by \$6,601 or 2.0% as a result of increased staff time and activities in the administrative functions. Please note that the overage is only in the administrative section, not with the entire consolidated staffing budget; (2) Contract Services expenses (6060's) which were over budget by \$1,265 or 5.9% due to the unbudgeted court filing services which have been established to reduce required staff time and travel costs as a result of the Watermaster court moving from Rancho Cucamonga to San Bernardino; (3) Watermaster Legal Services expenses (6070's) which were over budget by \$41,988 or 50.4% as a result of ongoing Personnel Matters regarding the CalPERS Administrative Hearing for Mr. Alvarez and increased miscellaneous legal expenses; and (4) Agricultural Pool Legal & Technical Services expenses (8467's) which were over budget by \$8,417 or 12.3% as a result of monthly legal service invoicing by the Agricultural Pool attorney.

The Watermaster budget for FY 2016/17 is divided into 12-monthly amounts and allocated accordingly for almost all budget line items. As the fiscal year progresses, these categories might level out over time and be within the budget levels.

Overall, the Watermaster (YTD) Actual Expenses were \$3,832,160 or 53.8% below the (YTD) Budgeted Expenses of \$7,123,812.

PREVIOUSLY REPORTED ACTIONS (Descending Order)

August 2016:

The Amended Budget for FY 2016/17 is \$13,123,806.45 which includes \$2,630,337.45 for the prior years "Carry Over" funding. The Original Approved budget for FY 2016/17 of \$10,493,469 was approved by the Watermaster Board on May 26, 2016 ($\$10,493,469 + \$2,630,337.45 = \$13,123,806.45$).

July 2016:

During the month of July 2016, the "Carry Over" funding was calculated. The Total "Carry Over" funding amount of \$2,630,337.45 has been posted to the general ledger accounts. The total amount of \$2,630,337.45 consisted of \$2,264,522.96 from Capital Improvement Projects, \$326,577 from Engineering Services, \$29,285.99 from Chino Hills ASR, and \$9,951.50 from the Administrative section for the ongoing completion of the 37th Annual Report for Fiscal Year 2013/14 and the 38th Annual Report for Fiscal Year 2014/15. More detailed information is provided regarding this issue under the "Carry Over" Funding section.

SALARIES EXPENSE

CURRENT MONTH – OCTOBER 2016

As of October 31, 2016, the total (YTD) Watermaster salary expenses were \$17,597 or 3.2% below the (YTD) budgeted amount of \$552,546. The overall staffing budget was developed with a staffing level of

ten Full-Time Equivalents (FTE's), and staffing is currently at nine Full-Time Equivalents (FTE's).

The Sr. Environmental Engineer started his career with Watermaster on Tuesday, November 8, 2016. For more background information on the current Watermaster staff, please see the profile material provided on the Watermaster website: http://www.cbwm.org/org_staff.htm

Watermaster utilizes an in-house database time and attendance system to track and record staff's actual hours worked and records those hours to a specific project or activity. This time and attendance database of captured staff hours and activities is the basis for the bi-weekly payrolls which are processed using an external payroll processing service. Watermaster staff can record time to a large number of activities but the five most used categories are as follows (1) General Administrative activities; (2) Paid Leaves of vacation, sick or holiday; (3) Pools, Advisory or Board Meeting attendance; (4) OBMP activities; and (5) OBMP Implementation Program Elements 1 through 9 activities.

When the FY 2016/17 budget was developed, basic assumptions were used in allocating how staff's time would be spent and on which of the projects or activities. The staffing dollars were then allocated into those specific areas and budgeted on a 1/12 monthly budget. When actual staffing activities vary from the budgeted assumptions, a positive or negative variance can be created. Currently, the allocations are tracking within budget.

The table summarizes the Year-To-Date (YTD) Actual Watermaster salary costs compared to the Year-To-Date (YTD) Budget as of October 31, 2016. Please be advised that the "\$ Over Budget" and the "% of Budget" columns are a comparison of the (YTD) Actual to the (YTD) Budget, not the 12-month Annual Budget. The 12-month Annual Budget column is presented only to provide the data in a full and complete format. The following details are provided:

	Jul '16 - Oct '16 Actual	Jul '16 - Oct '16 Budget	\$ Over Budget	% of Budget	FY 2016/17 Annual Budget
WM Salary Expense					
6011 · WM Staff Salaries	296,554.36	307,287.00	-10,732.64	96.51%	918,331.00
6011.1 · WM Staff Salaries - Overtime	5,913.62	0.00	5,913.62	100.0%	0.00
6011.4 · 457(f) NQDC Plan	8,340.41	6,934.00	1,406.41	120.28%	20,800.00
6015 · Miscellaneous Payments	57,513.70	0.00	57,513.70	100.0%	0.00
6017 · Temporary Services	0.00	7,000.00	-7,000.00	0.0%	21,000.00
6201 · Advisory Committee - WM Staff Salaries	7,784.05	7,738.00	46.05	100.6%	23,119.00
6301 · Watermaster Board - WM Staff Salaries	9,231.14	11,896.00	-2,664.86	77.6%	35,551.00
8301 · Appropriative Pool - WM Staff Salaries	13,488.39	10,695.00	2,793.39	126.12%	31,965.00
8401 · Agricultural Pool - WM Staff Salaries	5,704.84	9,411.00	-3,706.16	60.62%	28,126.00
8501 · Non-Agricultural Pool - WM Staff Salaries	5,125.33	6,092.00	-966.67	84.13%	18,202.00
6901 · OBMP - WM Staff Salaries	17,424.44	16,807.00	617.44	103.67%	50,114.00
7101.1 · Production Monitor - WM Staff Salaries	16,889.10	26,940.00	-10,050.90	62.69%	80,622.00
7102.1 · In-line Meter - WM Staff Salaries	764.23	3,143.00	-2,378.77	24.32%	9,389.00
7103.1 · Grdwater Quality - WM Staff Salaries	19,724.67	29,241.00	-9,516.33	67.46%	87,527.00
7104.1 · Grdwater Level - WM Staff Salaries	17,942.88	12,380.00	5,562.88	144.93%	36,999.00
7108.1 · Hydraulic Control - WM Staff Salaries	0.00	1,055.00	-1,055.00	0.0%	3,155.00
7108.11 · Prado Basin - WM Staff Salaries	1,598.76	1,986.00	-387.24	80.5%	5,936.00
7201 · Comp Recharge - WM Staff Salaries	20,322.33	19,632.00	690.33	103.52%	58,533.00
7301 · PE3&5 - WM Staff Salaries	0.00	5,184.00	-5,184.00	0.0%	15,492.00
7401 · PE4 - WM Staff Salaries	0.00	3,153.00	-3,153.00	0.0%	9,425.00
7501.1 · PE 6&7 - WM Staff Salaries (Plume)	0.00	1,665.00	-1,665.00	0.0%	4,974.00
7501 · PE6&7 - WM Staff Salaries	0.00	1,505.00	-1,505.00	0.0%	4,498.00
7601 · PE8&9 - WM Staff Salaries	0.00	15,423.00	-15,423.00	0.0%	46,090.00
Subtotal WM Staff Costs	504,322.25	505,167.00	-844.75	99.83%	1,509,848.00
60185 · Vacation	19,462.72	23,038.00	-3,575.28	84.48%	69,111.00
60186 · Sick Leave	2,765.16	16,227.00	-13,461.84	17.04%	48,682.00
60187 · Holidays	8,399.07	8,114.00	285.07	103.51%	48,682.00
Subtotal WM Paid Leaves	30,626.95	47,379.00	-16,752.05	64.64%	166,475.00
Total WM Salary Costs	534,949.20	552,546.00	-17,596.80	96.82%	1,676,323.00

PREVIOUSLY REPORTED ACTIONS (Descending Order)

September 2016:

The ongoing search for the new Water Resources Professional continued with the understanding that Watermaster is a small organization, and very important to ensure that the new team member not only have the right skills and abilities to succeed, but also critical to ensure the employee has the right personality, cultural fit, and understands the unique challenges of working within a small organization. Watermaster conducted three interviews for the Water Resources Professional during October 11, 2016 and October 20, 2016. The General Manager has issued an offer letter and the offer letter has been accepted by one of the candidates. The offer is contingent upon clearing a criminal and civil background investigation, educational verification, verification of employment eligibility in the United States, as well as successfully passing a pre-employment physical examination and drug screening. These verifications are currently ongoing and expected to be completed by October 31, 2016. The new employee is scheduled to start with Watermaster on Tuesday, November 8, 2016.

With the new hire, the staffing level will increase from eight to nine FTE's. As mentioned above, the Watermaster FY 2016/17 staffing budget was developed and approved with ten FTE's.

August 2016:

Watermaster is currently in the process of filling one vacant position. Watermaster started the recruitment process for the Water Resources Professional position on March 16, 2016. After several candidates completed the interview process during the month of May, it was determined that a new recruitment process should begin. An updated recruitment advertisement was submitted to Brown & Caldwell and Water District Jobs on June 27, 2016. A group of new candidates were selected and scheduled for interviews between August 22, 2016 and September 1, 2016. Because Watermaster is a small organization, it is very important to ensure that the new team member not only has the right skills and abilities to succeed, it is also critical to ensure the employee has the right personality, cultural fit, and understands the challenges of working within a small organization. While some of the candidates had the experience and qualifications for the job description, the culture and personality fit was not a good match for Watermaster. As a result, the recruitment advertisement was resubmitted to Brown & Caldwell and Water District Jobs on September 19, 2016. Watermaster is reviewing all resumes as they are received for consideration. It is anticipated that the recruitment process could take an additional 45-60 days to complete the selection process, background verification, and hire the Water Resources professional.

July 2016:

Watermaster is currently in the process of filling one vacant position. Watermaster started the recruitment process for the Water Resources Professional position on March 16, 2016. After several candidates completed the interview process during the month of May, it was determined that a new recruitment process should begin. An updated recruitment advertisement was submitted to Brown & Caldwell and Water District Jobs on June 27, 2016. A group of new candidates have been selected and scheduled for interviews between August 22, 2016 and September 1, 2016. It is anticipated that the recruitment process could take an additional 30-45 days to complete the selection process, background verification, and hire the Water Resources professional.

LEGAL SERVICES

BROWNSTEIN HYATT FARBER SCHRECK EXPENSES

CURRENT MONTH – OCTOBER 2016

As of October 31, 2016, the total (YTD) Watermaster Legal Services expenses (consolidating the three categories of Watermaster Administrative Legal Services, Pool/Advisory/Board Meeting legal expenses, and OBMP legal expenses) were \$36,558 or 11.4% above the (YTD) budgeted amount of \$319,693.

The Watermaster Legal Services budget was developed jointly by the Watermaster staff and Brownstein Hyatt Farber Schreck staff with specific assumptions regarding the tasks and legal activities that would occur during FY 2016/17. The total legal services budget was developed by multiplying the number of

hours that would be required to complete the specific tasks by the hourly rate. The "Approved" budget amount was adopted for the amount of \$871,426.

WATERMASTER ADMINISTRATIVE LEGAL SERVICES:

Overall, the Watermaster Administrative Legal Services expense (6070's) as of October 31, 2016, was \$41,988 or 50.4% above the budgeted amount of \$83,234. The specific items within the Administrative Legal Services expenses (6070's) which were under budget were the expenses for Court Coordination (6071) under budget by \$5,695 or 41.7%; Annotated Judgment (6072) under budget by \$10,038 or 100.0%; Interagency Issues (6074) under budget by \$10,200 or 100.0%; and the Party Status Maintenance (6077) under budget by \$9,564 or 100.0%. The specific items within the Administrative Legal Services expenses (6070's) which were over budget were the Personnel Matters (6073) over budget by \$33,695 or 120.3% as a direct result of ongoing legal activities related to the administrative hearing with CalPERS regarding the Alvarez issue; and the Miscellaneous Category expenses (6078) over budget by \$43,790 or 371.7%.

Personnel Matters: As reported during the previous monthly meetings, Watermaster's legal counsel filed an appeal with CalPERS regarding CalPERS original determination (from February 2013) which rejected the base salary of the former CEO, Desi Alvarez, with regards to his retirement pension benefit. There have been several filings of appeal and we are awaiting CalPERS determination. On December 9, 2013 CalPERS notified the attorneys of record that the CalPERS Legal Office received the case on November 22, 2013 and we would be notified when the case has been assigned to an attorney who will represent CalPERS regarding the appeal. On February 27, 2014 the case was assigned to Wesley E. Kennedy, Senior Staff Attorney for CalPERS. On July 17, 2014 a document request from CalPERS was received by Watermaster related to the pending case. On August 22, 2014 the specific documents were provided to CalPERS. On September 9, 2014 Watermaster received the Notice of Hearing from CalPERS and the hearing has been scheduled for March 11-13, 2015 at the Glendale CalPERS Regional office. On October 1, 2014 Watermaster received from CalPERS a discovery request for Case No. 2013-1113. On December 31, 2014 Brownstein Hyatt Farber Schreck provided the information to Mr. Kennedy of CalPERS as requested on October 1, 2014. On January 16, 2015 a Prehearing conference along with a Settlement conference was conducted in Los Angeles. On March 2, 2015 a Motion to Continue was granted and the new Administrative Hearing (OAH Case No. 2014080757) was scheduled for November 16-18, 2015 at the Glendale CalPERS Regional Office. On September 28, 2015 the attorney for Mr. Alvarez (Mr. Jensen), at the suggestion of Mr. Kennedy, requested a short continuance of the OAH hearing because CalPERS has scheduled a full Board hearing on the claims of one of Mr. Jensen's clients for January 14, 2016 which is right in the middle of the three-day hearing scheduled for Mr. Alvarez's case. On October 9, 2015, an Order Granting Continuance; Notice of New Hearing Dates was provided by the State of California, Department of General Services, Office of Administrative Hearings. The administrative hearing was rescheduled for January 4-6, 2016 at the Glendale CalPERS Regional Office. On October 14, 2015 a Notice of Case Reassignment was received from the CalPERS providing notice that OAH Case No. 2014080757 has been reassigned from attorney Wesley Kennedy to Preet Kaur, Staff Attorney. On November 20, 2015, a Request for Continuance was issued from CalPERS to reschedule the hearing to either the period of April 4 through April 6, 2016 or April 11 through April 15, 2016. On December 11, 2015, an Order Granting Continuance; Notice of New Hearing Dates was issued from the State of California, Department of General Services, Office of Administrative Hearings to reschedule the hearing to April 11-13, 2016. The Administrative Hearing was held on April 11-13, 2016 at the Glendale CalPERS Regional Office. A ruling was scheduled for issuance by the Administrative Judge in July 2016. On June 9, 2016 a request by the CalPERS attorney to extend the deadlines for filing the opening and response briefs was submitted to the Administrative Law Judge. On June 13, 2016 the request was granted and the order now states the opening briefs shall be filed and served no later than July 11, 2016. The response briefs were filed and served no later than August 8, 2016. On September 7, 2016 the Administrative Law Judge issued his proposed decision. The proposed decision by Judge Sawyer is as follows:

1. Concluded that Mr. Alvarez's Watermaster salary did not meet the requirements of a "publicly available pay schedule"

2. Concluded that Mr. Alvarez was employed and should receive service credit for his full year at Watermaster

On November 16, 2016, the CalPERS Board of Administration decided not to adopt the Administrative Law Judge's proposed decision in the Alvarez matter and instead set the matter for a Board hearing. This was pursuant to the recommendation of Board counsel, and there was no discussion as to the rationale nor any comments from Board members. For context, however, this was the only proposed ALJ decision out of the 30 on the Board's agenda that was set for hearing rather than adopted as proposed.

The Board will consider 1) whether Mr. Alvarez's salary was pursuant to a "publicly available pay schedule," 2) whether a portion of Mr. Alvarez's salary constituted severance pay, and 3) whether that severance pay is "PERSible."

The hearing has since been scheduled for the Board of Administration's regular meeting on December 21, 2016 at 9:00 a.m. Pursuant to CalPERS rules, the respondents are collectively allowed a 10-minute oral argument and 5-minute rebuttal, and Watermaster and Alvarez would need to share this time. Counsel will have an opportunity to submit a brief written argument along the lines of what was previously submitted for the last Board of Administration meeting. This document is due Friday, December 9, 2016.

WATERMASTER POOLS, ADVISORY AND BOARD LEGAL SERVICES:

The Pools, Advisory Committee and the Board meeting legal expenses from BHFS are captured by month within the accounts (6275, 6375, 6375.1, 8375, 8475 and 8575). The legal service costs associated with the Board Workshop(s) are also included as part of this group. Overall, this category of legal expenses as of October 31, 2016 was \$6,329 or 8.3% below the budgeted amount of \$76,643. Normal Brownstein Hyatt Farber Schreck meeting attendance during any given month includes attendance at all three pool meetings, one Advisory Committee meeting and one Board meeting.

OBMP LEGAL SERVICES:

The OBMP legal expenses (accounts 6907.31 through 6907.90) were below the budget for the month. As of October 31, 2016 the category of OBMP legal expenses were \$899 or 0.6% below the budgeted amount of \$159,816. The majority of expenses within this OBMP category were under budget (YTD), however, the Santa Ana River Habitat legal expenses (6907.36) were over budget by \$620 or 100.0%; the Prado Basin Habitat Sustainability legal expenses (6907.41) were over budget by \$6,834 or 142.9%; and the Safe Yield Redetermination and Reset legal expenses (6907.42) were over budget by \$92,161 or 403.1%.

The table listed below summarizes the Brownstein Hyatt Farber Schreck (BHFS) expenses as of October 31, 2016 compared to the Year-To-Date (YTD) budget. Please be advised that the "\$ Over Budget" and the "% of Budget" columns are a comparison of the (YTD) Actual to the (YTD) Budget, not the 12-month Annual Budget. The 12-month Annual Budget column is presented only to provide the data in a full and complete format. The following details are provided:

	<u>Jul '16 - Oct '16</u> <u>Actual</u>	<u>Jul '16 - Oct '16</u> <u>Budget</u>	<u>\$ Over Budget</u>	<u>% of Budget</u>	<u>FY 2016/17</u> <u>Annual Budget</u>
6070 · Watermaster Legal Services					
6071 · BHFS Legal - Court Coordination	7,954.54	13,650.00	-5,695.46	58.28%	40,950.00
6072 · BHFS Legal - Annotated Judgment	0.00	10,038.00	-10,038.00	0.0%	30,113.00
6073 · BHFS Legal - Personnel Matters	61,695.15	28,000.00	33,695.15	220.34%	35,000.00
6074 · BHFS Legal - Interagency Issues	0.00	10,200.00	-10,200.00	0.0%	30,600.00
6076 · BHFS Legal - Storage Issues	0.00	0.00	0.00	0.0%	0.00
6077 · BHFS Legal - Party Status Maintenance	0.00	9,564.00	-9,564.00	0.0%	28,700.00
6078 · BHFS Legal - Miscellaneous (Note 1)	55,572.16	11,782.00	43,790.16	471.67%	35,350.00
Total 6070 · Watermaster Legal Services	125,221.85	83,234.00	41,987.85	150.45%	200,713.00
6275 · BHFS Legal - Advisory Committee	6,222.99	6,800.00	-577.01	91.52%	18,700.00
6375 · BHFS Legal - Board Meeting	19,994.31	28,080.00	-8,085.69	71.21%	77,220.00
6375.1 · BHFS Legal - Board Workshop(s)	23,108.76	11,163.00	11,945.76	207.01%	11,163.00
8375 · BHFS Legal - Appropriative Pool	6,587.83	10,200.00	-3,612.17	64.59%	28,050.00
8475 · BHFS Legal - Agricultural Pool	7,964.83	10,200.00	-2,235.17	78.09%	28,050.00
8575 · BHFS Legal - Non-Ag Pool	6,434.83	10,200.00	-3,765.17	63.09%	28,050.00
Total BHFS Legal Services	70,313.55	76,643.00	-6,329.45	91.74%	191,233.00
6907.3 · WM Legal Counsel					
6907.31 · Archibald South Plume	0.00	8,164.00	-8,164.00	0.0%	24,500.00
6907.32 · Chino Airport Plume	0.00	8,164.00	-8,164.00	0.0%	24,500.00
6907.33 · Desalter/Hydraulic Control	0.00	9,564.00	-9,564.00	0.0%	28,700.00
6907.34 · Santa Ana River Water Rights	7,351.20	8,436.00	-1,084.80	87.14%	25,300.00
6907.36 · Santa Ana River Habitat	620.10	0.00	620.10	100.0%	0.00
6907.38 · Reg. Water Quality Cntrl Board	0.00	4,782.00	-4,782.00	0.0%	14,350.00
6907.39 · Recharge Master Plan	8,484.75	18,800.00	-10,315.25	45.13%	56,400.00
6907.40 · Storage Agreements	879.75	36,060.00	-35,180.25	2.44%	108,180.00
6907.41 · Prado Basin Habitat Sustainability	11,615.61	4,782.00	6,833.61	242.9%	14,350.00
6907.42 · Safe Yield Recalculation	115,025.00	22,864.00	92,161.00	503.08%	68,600.00
6907.44 · SGMA Compliance	16,738.75	28,364.00	-11,625.25	59.01%	85,100.00
6907.90 · WM Legal Counsel - Unanticipated	0.00	9,836.00	-9,836.00	0.0%	29,500.00
Total 6907 · WM Legal Counsel	160,715.16	159,816.00	899.16	100.56%	479,480.00
Total Brownstein, Hyatt, Farber, Schreck Costs	356,250.56	319,693.00	36,557.56	111.44%	871,426.00

Note 1: The types of legal activities that have been charged against the "Miscellaneous" legal category account 6078 are as follows:
 (1) Correspondence and discussions with Watermaster staff regarding current issues/topics; (2) Correspondence with Watermaster staff regarding special projects (assessment package, replenishment obligations, annual report, audit report, business plan, etc.); (3) Brownstein's status review of ongoing Watermaster projects and issues; (4) Brownstein's update of the outstanding issues list; (5) Coordination of ongoing Watermaster projects; (6) Review of draft documents; (7) Review transfer documents; (8) Ground-Level Monitoring Committee reports/meetings; (9) Review process and criteria for SGMA reporting; (10) Review current California issued drought regulations; (11) Review and comment on Waters of the United States rule making; (12) Review and draft documents for basin boundary regulations; (13) September 13, 2016 Workshop on Watermaster committees and Board roles; (14) Chino Basin water bank discussions; and (15) Miscellaneous legal research on current and pending issues.

OBMP ENGINEERING SERVICES AND LEGAL COSTS

CURRENT MONTH – OCTOBER 2016

Reviewing in total the OBMP Engineering Services and Legal Costs (consolidating the four categories of OBMP Watermaster Staff and SAWPA, OBMP Engineering Services, OBMP Legal Costs, and OBMP Other Expenses) for the four months ending October 31, 2016, the actual expenses of \$543,537 were below the budgeted amount of \$560,446 by \$16,909 or 3.0%. For a detailed discussion, the following is provided.

For October 31, 2016, the accounts 6901-6903 (Optimum Basin Mgmt Program) section was above the Year-To-Date (YTD) budget by \$5,532 or 18.3%. Watermaster utilizes an in-house database time and attendance system to record and document staff's actual hours worked and also allocates those hours to a specific project or activity. Watermaster staff time could be charged to Administrative, OBMP, or Implementation Project categories. Recently, Watermaster staff spent slightly more time on specific

OBMP related areas and less time on other related tasks. As a result, Watermaster staff allocated more actual time to the OBMP project as budgeted, which resulted in an over budget variance of \$617 or 3.7%. The remaining expense was the Santa Ana Watershed Project Authority (SAWPA) FY 2016/17 Basin Monitoring Program Task Force Contribution which was budgeted at \$13,500 but actual expenses were billed at \$18,415 which was above the budget by \$4,915 or 36.4% as of October 31, 2016.

For October 31, 2016, the accounts 6906 (Optimum Basin Mgmt Program Engineering Services) section was below the Year-To-Date (YTD) budget by \$22,229 or 6.1%. For FY 2016/17, the OBMP-Safe Yield Redetermination and Reset expenses (6906.73) did not have a budget amount authorized and for the month of October, there were no expenses charged to the OBMP-Safe Yield Redetermination and Reset account. The majority of expenses within this OBMP category were under budget (YTD), however, the accounts which were over budget were as follows: the OBMP-Watermaster Model Update expenses (6906.1) which were over budget by \$5,237 or 8.9%; the Water Rights Compliance Reporting Engineering Services expenses (6906.22) which were over budget by \$2,164 or 25.6%; the Compliance-SB88 and SWRCB Engineering Services expenses (6906.24) which were over budget by \$6,918 or 27.7%; the OBMP-Pool, Advisory, Board Meeting Engineering Services expenses (6906.31) which were over budget by \$14,929 or 46.6%; the OBMP-Other General Meetings Engineering Services expenses (6906.32) which were over budget by \$6,956 or 57.9%; the OBMP-Data Requests-CBWM Staff Engineering Services expenses (6906.71) which were over budget by \$76,219 or 250.8%; the OBMP-Data Requests-Non Watermaster Staff expenses (6906.72) which were over budget by \$11,265 or 107.8%; and the Preparation of the 38th/39th Annual Reports which were over budget by \$16,721 or 84.0%.

Within the category 6907 (Optimum Basin Mgmt Program Legal Fees) are the remaining Brownstein Hyatt Farber Schreck (BHFS) Watermaster's legal expenses. Within the legal expense category, some individual line item activities were above the budget by \$99,615 while some other line item activities were below the budget by \$98,716. Above the budget line items were the Santa Ana River Habitat expenses of \$620; the Prado Basin Habitat Sustainability expenses of \$6,834; and the Safe Yield Redetermination and Reset expenses of \$92,161. The individual legal projects/activities that were below budget for the Year-To-Date (YTD) period were the Archibald South Plume of \$8,164; the Chino Airport Plume of \$8,164; the Desalter/Hydraulic Control of \$9,564; the Santa Ana River Water Rights expenses of \$1,085; the Regional Water Quality Control Board of \$4,782; the Recharge Master Plan of \$10,315; Storage Agreements of \$35,181; the SGMA Compliance of \$11,625; and the WM Unanticipated legal expenses of \$9,836. For the four months ended October 31, 2016, the overall cumulative (YTD) budget was \$159,816 and the actual (BHFS) legal expenses totaled \$160,715 which resulted in an over budget variance of \$899 or 0.5%.

The OBMP Other Expenses (6909's) were below the budget for the month. These expenses are typically conference calls, meeting expenses, supplies, annual inspection fees, and other miscellaneous type expenses. As of October 31, 2016 this category of expenses was \$1,111 or 24.7% below the budgeted amount of \$4,500.

The WEI Support for IEUA expenses are categorized within the category (6910's). The individual general ledger accounts are as follows: IRP Groundwater Modeling-WEI expenses (6910.10); As Needed Support for Obtaining Grant Funding of RMPU Projects expenses (6910.11); Preparation of a Compliance Demonstration for Stormwater Recharge expenses (6910.12); Ground Water Velocity Field for the San Sevaime Improvement Project expenses (6910.13); Truing-Up the 2013 RMPU Estimates expenses (6910.14); and RMPU-MPI Analysis expenses (6910.20). These expenses are billed directly to IEUA on the following month once the payment has been issued to Wildermuth Environmental, Inc. per the agreement. As of October 31, 2016 this category of expenses was fully invoiced in the amount of \$147,320 to IEUA.

Overall, the Optimum Basin Management Program (OBMP) category was \$543,537 compared to a (YTD) budget of \$560,446 for an under budget of \$16,909 or 3.0% as of October 31, 2016.

The table listed below summarizes the Optimum Basin Management Program (OBMP) expenses as of October 31, 2016 compared to the Year-To-Date (YTD) budget. Please be advised that the "\$ Over

Budget” and the “% of Budget” columns are a comparison of the (YTD) Actual to the (YTD) Budget, not the 12-month Annual Budget. The 12-month Annual Budget column is presented only to provide the data in a full and complete format. The following details are provided:

	<u>Jul '16 - Oct '16</u> <u>Actual</u>	<u>Jul '16 - Oct '16</u> <u>Budget</u>	<u>\$ Over Budget</u>	<u>% of Budget</u>	<u>FY 2016/17</u> <u>Annual Budget</u>
6900 · Optimum Basin Mgmt Plan					
6901 · WM Staff Salaries	17,424.44	16,807.00	617.44	103.67%	50,114.00
6903 · OBMP SAWPA Group	18,415.00	13,500.00	4,915.00	136.41%	13,500.00
Total 6901-6903 · OBMP WM Staff/SAWPA	<u>35,839.44</u>	<u>30,307.00</u>	<u>5,532.44</u>	<u>118.26%</u>	<u>63,614.00</u>
6906 · OBMP Engineering Services					
6906.1 · OBMP - Watermaster Model Update	64,057.00	58,820.00	5,237.00	108.9%	176,460.00
6906.21 · State of the Basin Report	0.00	33,336.00	-33,336.00	0.0%	100,000.00
6906.22 · Water Rights Compliance Reporting	10,599.60	8,436.00	2,163.60	125.65%	25,308.00
6906.23 · SGMA Reporting Requirements	94.13	9,344.00	-9,249.87	1.01%	28,040.00
6906.24 · Compliance - SB88 and SWRCB	31,918.26	25,000.00	6,918.26	127.67%	75,000.00
6906.25 · Initial Assessment - Section 4.5-SYRA	0.00	71,244.00	-71,244.00	0.0%	213,740.00
6906.31 · OBMP - Pool, Advisory, Board Mtgs.	46,966.77	32,038.00	14,928.77	146.6%	96,114.00
6906.32 · OBMP - Other General Meetings	18,968.74	12,013.00	6,955.74	157.9%	36,045.00
6906.71 · OBMP - Data Requests - CBWM Staff	106,606.56	30,388.00	76,218.56	350.82%	91,156.00
6906.72 · OBMP - Data Requests - Non CBWM	21,717.35	10,452.00	11,265.35	207.78%	31,348.00
6906.73 · OBMP - Safe Yield Recalculation	0.00	0.00	0.00	0.0%	0.00
6906.74 · OBMP - Mat'l Phy. Injury Requests	0.00	23,336.00	-23,336.00	0.0%	70,000.00
6906.75 · OBMP - Recharge Master Plan	0.00	0.00	0.00	0.0%	0.00
6906.81 · Prepare 38th/39th Annual Reports	36,617.39	19,896.00	16,721.39	184.04%	59,688.00
6906.82 · Support for Assessment Package	0.00	22,000.00	-22,000.00	0.0%	66,000.00
6906 · OBMP Engineering Services - Other	6,048.15	9,520.00	-3,471.85	63.53%	28,560.00
Total 6906 · OBMP Engineering Services	<u>343,593.95</u>	<u>365,823.00</u>	<u>-22,229.05</u>	<u>93.92%</u>	<u>1,097,459.00</u>
6907 · OBMP Legal Fees					
6907.3 · WM Legal Counsel					
6907.31 · Archibald South Plume	0.00	8,164.00	-8,164.00	0.0%	24,500.00
6907.32 · Chino Airport Plume	0.00	8,164.00	-8,164.00	0.0%	24,500.00
6907.33 · Desalter/Hydraulic Control	0.00	9,564.00	-9,564.00	0.0%	28,700.00
6907.34 · Santa Ana River Water Rights	7,351.20	8,436.00	-1,084.80	87.14%	25,300.00
6907.36 · Santa Ana River Habitat	620.10	0.00	620.10	100.0%	0.00
6907.38 · Reg. Water Quality Cntrl Board	0.00	4,782.00	-4,782.00	0.0%	14,350.00
6907.39 · Recharge Master Plan	8,484.75	18,800.00	-10,315.25	45.13%	56,400.00
6907.40 · Storage Agreements	879.75	36,060.00	-35,180.25	2.44%	108,180.00
6907.41 · Prado Basin Habitat Sustainability	11,615.61	4,782.00	6,833.61	242.9%	14,350.00
6907.42 · Safe Yield Recalculation	115,025.00	22,864.00	92,161.00	503.08%	68,600.00
6907.44 · SGMA Compliance	16,738.75	28,364.00	-11,625.25	59.01%	85,100.00
6907.90 · WM Legal Counsel - Unanticipated	0.00	9,836.00	-9,836.00	0.0%	29,500.00
Total 6907 · WM Legal Counsel	<u>160,715.16</u>	<u>159,816.00</u>	<u>899.16</u>	<u>100.56%</u>	<u>479,480.00</u>
Total 6907 · OBMP Legal Fees	<u>160,715.16</u>	<u>159,816.00</u>	<u>899.16</u>	<u>100.56%</u>	<u>479,480.00</u>
6909 · OBMP Other Expenses					
6909.1 · OBMP Meetings	1,318.76	500.00	818.76	263.75%	1,500.00
6909.3 · Other OBMP Expenses	0.00	664.00	-664.00	0.0%	2,000.00
6909.6 · OBMP Expenses - Miscellaneous	2,070.00	3,336.00	-1,266.00	62.05%	10,000.00
Total 6909 · OBMP Other Expenses	<u>3,388.76</u>	<u>4,500.00</u>	<u>-1,111.24</u>	<u>75.31%</u>	<u>13,500.00</u>
6910 · WEI Support for IEUA					
6910.10 · IRP Groundwater Modeling - WEI	0.00	0.00	0.00	0.0%	0.00
6910.11 · WEI Support-Grant Funding-RMPU	5,002.23	0.00	5,002.23	100.0%	0.00
6910.12 · WEI Support-Stormwater Recharge	0.00	0.00	0.00	0.0%	0.00
6910.13 · IEUA-San Sevaime Improvement Project	792.00	0.00	792.00	100.0%	0.00
6910.14 · Truing-Up 2013 RMPU Estimates	80,746.65	0.00	80,746.65	100.0%	0.00
6910.20 · RMPU-MPI Analysis	60,779.50	0.00	60,779.50	100.0%	0.00
6910.50 · WEI Support for IEUA-Billings	-147,320.38	0.00	-147,320.38	100.0%	0.00
Total 6910 · WEI Support for IEUA	<u>0.00</u>	<u>0.00</u>	<u>0.00</u>	<u>0.0%</u>	<u>0.00</u>
Total 6900 · Optimum Basin Mgmt Plan	<u>543,537.31</u>	<u>560,446.00</u>	<u>-16,908.69</u>	<u>96.98%</u>	<u>1,654,053.00</u>

ENGINEERING SERVICES - OBMP IMPLEMENTATION PROJECTS COSTS
WILDERMUTH ENVIRONMENTAL, INC.

CURRENT MONTH – OCTOBER 2016

As of October 31, 2016, the total (YTD) Engineering Services expenses were \$378,120 or 29.8% below the (YTD) budget amount of \$1,268,249. The OBMP Implementation Projects (consolidated accounts 7100's – 7700's) were all under budget as of October 31, 2016.

Wildermuth Environmental, Inc. provides Watermaster an Estimated Cost at Completion (ECAC) report each quarter. The purpose of this ECAC report is to update Watermaster on whether or not the Engineering Services budget will be above or below budget at the end of the fiscal year. If the Engineering Services budget is expected to be above budget at fiscal year-end, a Budget Amendment or Budget Transfer Form would need to be approved to ensure funding.

The first ECAC report for the current fiscal year has been provided for the period ending September 30, 2016 and shows a projected over budget at fiscal year-end June 30, 2017 of \$35,859. The majority of the budget overage is projected in OBMP Engineering (6906's) and OBMP-Engineering Services-MZ1 (7402). There are also some activities that are projected to be under budget at fiscal year-end. Watermaster does not plan to present any Budget Transfers or Budget Amendments at this time.

The second ECAC report is scheduled to be issued in mid-February 2017 for the period July 2016 through December 2016.

Attachment 1a
Chino Basin Watermaster: Invoice Projections for Engineering Tasks for Fiscal Year 2016/17
As of September 30, 2016

Acct #	Description	Original Budget	Revised Budget	Billed Jul-16	Billed Aug-16	Billed Sep-16	Projected Oct-16	Projected Nov-16	Projected Dec-16	Projected Jan-17
6906	OBMP Engineering	\$ 820,999	\$ 820,999	\$ 79,112	\$ 84,890	\$ 91,041	\$ 89,694	\$ 75,571	\$ 43,233	\$ 66,071
6906.1	OBMP - Watermaster Model Applications	178,460	178,460	2,359	23,757	10,948	27,000	14,050	14,050	14,050
6906.21	State of the Basin Report	100,000	100,000	-	-	-	-	12,000	8,000	20,000
7103.3	GW Quality - Engineering Services	129,555	129,555	16,738	14,493	14,423	2,871	4,350	9,500	10,800
7103.5	GW Quality - Laboratory Services	39,205	39,205	1,346	10,623	6,968	848	7,500	8,500	3,420
7104.3	GW Level - Engineering Services	192,667	192,667	6,788	23,979	10,748	7,555	19,185	16,385	18,785
7104.8	GW Level - Contract Services	10,000	10,000	-	-	-	-	-	-	-
7104.9	GW Level - Capital Services	7,000	7,000	-	1,232	474	1,800	5	-	-
7107.2	Ground Level - Engineering Services	84,492	84,492	4,591	2,880	1,440	4,180	2,500	10,700	13,293
7107.3	Ground Level - SAR Imagery	85,000	85,000	-	-	-	12,000	-	-	17,000
7107.6	Ground Level - Contract Services	68,245	68,245	-	-	-	-	202	15,300	30,300
7107.8	Ground Level - Capital Equipment	3,500	3,500	-	-	-	-	-	2,000	-
7108.3	HCMP - Engineering Services	57,807	57,807	2,052	7,998	1,668	2,459	200	100	3,874
7108.4	HCMP - Lab Services	25,081	25,081	2,032	13,408	-	2,432	-	-	2,032
7108.31	HCMP - Eng. Serv. - PBHSP	276,864	288,936	-	30,350	20,176	24,700	23,550	45,056	41,755
7108.32	HCMP - Adaptive Management Plan	-	50,000	-	6,981	6,966	4,500	18,650	14,956	-
7108.41	HCMP - Lab. Serv. - PBHSP	49,216	49,216	-	-	11,304	-	-	12,304	-
7108.6	HCMP - Eng. Serv. - PBHSP - Outside Pro	65,000	65,000	-	-	40,000	-	6,600	-	-
7109.3	Recharge & Well Monitoring - Engineering Serv.	23,318	23,318	-	2,171	-	-	2,700	-	-
7202.2	Comp Recharge - Engineering Services	161,016	161,016	17,889	7,199	3,298	9,898	12,208	12,208	16,114
7303	OBMP - Engineering Services - Desalters	9,480	9,480	-	-	-	250	1,150	1,150	1,150
7402	OBMP - Engineering Services - MZ1	111,212	118,212	10,405	14,026	21,782	1,600	9,600	9,600	600
7402.1	OBMP - Engineering Services - Northwest MZ1	104,599	362,104	11,553	27,005	24,485	53,303	44,000	40,750	40,250
7403	OBMP - Contract Services - MZ1	30,000	30,000	500	-	-	-	15,000	9,500	-
7502	OBMP - Engineering Services - WQC	43,440	43,440	1,405	-	1,274	4,500	3,620	3,620	3,620
7602	OBMP - Engineering Services - Storage	66,896	66,896	-	1,579	5,374	1,500	7,305	7,305	7,305
Totals		\$ 2,740,862	\$ 3,067,429	\$ 158,769	\$ 272,569	\$ 272,370	\$ 251,890	\$ 279,947	\$ 284,218	\$ 310,422

Attachment 1a
Chino Basin Watermaster: Invoice Projections for Engineering Tasks for Fiscal Year 2016/17
As of September 30, 2016

Acct #	Description	Projected Feb-17	Projected Mar-17	Projected Apr-17	Projected May-17	Projected Jun-17	Total Projected	Under / (Over) Rev. Budget	YTD % Billed Rev. Budget	Projected % Rev. Budget
6906	OBMP Engineering	\$ 62,162	\$ 85,531	\$ 68,171	\$ 67,771	\$ 64,171	\$ 877,419	\$ (56,420)	31%	107%
6906.1	OBMP - Watermaster Model Applications	14,050	14,050	14,050	14,050	14,050	176,460	-	21%	100%
6906.21	State of the Basin Report	20,000	20,000	20,000	-	-	100,000	-	0%	100%
7103.3	GW Quality - Engineering Services	18,200	12,110	4,386	-	15,000	122,874	6,681	35%	95%
7103.5	GW Quality - Laboratory Services	-	-	-	-	-	39,205	-	48%	100%
7104.3	GW Level - Engineering Services	17,353	13,603	19,853	17,603	15,260	189,100	3,587	23%	98%
7104.8	GW Level - Contract Services	-	-	-	-	10,000	-	-	0%	100%
7104.9	GW Level - Capital Services	-	-	-	-	5,200	8,712	(1,712)	24%	124%
7107.2	Ground Level - Engineering Services	4,700	20,148	16,793	1,500	1,500	84,224	268	11%	100%
7107.3	Ground Level - SAR Imagery	-	56,000	-	-	-	85,000	-	0%	100%
7107.6	Ground Level - Contract Services	300	19,949	300	300	1,596	68,245	-	0%	100%
7107.8	Ground Level - Capital Equipment	-	1,000	-	-	-	3,000	500	0%	86%
7108.3	HCMP - Engineering Services	12,190	14,990	11,813	730	1,026	59,098	(1,491)	20%	103%
7108.4	HCMP - Lab Services	-	-	2,032	-	-	21,936	3,145	62%	87%
7108.31	HCMP - Eng. Serv. - PBHSP	31,030	30,086	12,713	13,441	14,602	287,459	1,477	17%	99%
7108.32	HCMP - Adaptive Management Plan	-	-	-	-	-	52,052	(2,052)	28%	104%
7108.41	HCMP - Lab. Serv. - PBHSP	-	12,304	-	-	12,304	48,216	1,000	23%	98%
7108.6	HCMP - Eng. Serv. - PBHSP - Outside Pro	-	-	-	-	-	46,600	18,400	62%	72%
7109.3	Recharge & Well Monitoring - Engineering Serv.	3,200	-	-	9,000	5,118	22,189	1,129	9%	95%
7202.2	Comp Recharge - Engineering Services	16,114	16,114	16,114	16,114	16,114	159,386	1,630	18%	99%
7303	OBMP - Engineering Services - Desalters	1,150	1,150	1,150	1,150	1,150	9,450	30	0%	100%
7402	OBMP - Engineering Services - MZ1	13,000	23,000	7,750	12,558	19,100	143,021	(24,809)	39%	121%
7402.1	OBMP - Engineering Services - Northwest MZ1	20,750	23,790	39,750	14,000	15,591	355,227	6,877	17%	98%
7403	OBMP - Contract Services - MZ1	-	-	5,000	-	-	30,000	-	2%	100%
7502	OBMP - Engineering Services - WQC	3,620	3,620	3,620	5,000	3,620	37,519	5,921	6%	86%
7602	OBMP - Engineering Services - Storage	7,305	7,305	7,305	7,305	7,305	66,896	(0)	10%	100%
Totals		\$ 245,124	\$ 374,750	\$ 250,800	\$ 190,522	\$ 212,708	\$ 3,103,288	\$ (35,859)	80%	101%

Note: Billed includes MWH Laboratory invoices paid directly by Watermaster.

11/14/2016--1:20 PM
2016-17CBWM_Invoice_Summary_ISBM_20161018--Projection Summary



The table listed below summarized the Year-To-Date (YTD) Actual Wildermuth Environmental, Inc., (WEI) and other Engineering costs compared to the Year-To-Date (YTD) Budget as of October 31, 2016. Please be advised that the "\$ Over Budget" and the "% of Budget" columns are a comparison of the (YTD) Actual to the (YTD) Budget, not the 12-month Annual Budget. The 12-month Annual Budget column is presented only to provide the data in a full and complete format. The following details are provided:

	Jul '16 - Oct '16 Actual	Jul '16 - Oct '16 Budget	\$ Over Budget	% of Budget	FY 2016/17 Annual Budget
6906 · OBMP Engineering Services - Other	6,048.15	9,520.00	-3,471.85	63.53%	28,560.00
6906.1 · OBMP - Watermaster Model Update	64,057.00	58,820.00	5,237.00	108.9%	176,460.00
6906.21 · State of the Basin Report	0.00	33,336.00	-33,336.00	0.0%	100,000.00
6906.22 · Water Rights Compliance Reporting	10,599.60	8,436.00	2,163.60	125.65%	25,308.00
6906.23 · SGMA Reporting Requirements	94.13	9,344.00	-9,249.87	1.01%	28,040.00
6906.24 · Compliance - SB88 and SWRCB	31,918.26	25,000.00	6,918.26	127.67%	75,000.00
6906.25 · Initial Assessment - Section 4.5-SYRA	0.00	71,244.00	-71,244.00	0.0%	213,740.00
6906.31 · OBMP - Pool, Advisory, Board Mtgs.	46,966.77	32,038.00	14,928.77	146.6%	96,114.00
6906.32 · OBMP - Other General Meetings	18,968.74	12,013.00	6,955.74	157.9%	36,045.00
6906.71 · OBMP - Data Requests - CBWM Staff	106,606.56	30,388.00	76,218.56	350.82%	91,156.00
6906.72 · OBMP - Data Requests - Non CBWM	21,717.35	10,452.00	11,265.35	207.78%	31,348.00
6906.74 · OBMP - Mat'l Physical Injury Requests	0.00	23,336.00	-23,336.00	0.0%	70,000.00
6906.81 · Prepare 38th/39th Annual Reports	36,617.39	19,896.00	16,721.39	184.04%	59,688.00
6906.82 · Support for Assessment Package	0.00	22,000.00	-22,000.00	0.0%	66,000.00
7103.3 · Grdwtr Qual-Engineering	48,870.15	52,187.00	-3,316.85	93.64%	129,555.00
7103.5 · Grdwtr Qual-Lab Svcs	33,262.66	39,205.00	-5,942.34	84.84%	39,205.00
7104.3 · Grdwtr Level-Engineering	54,492.64	64,222.00	-9,729.36	84.85%	192,667.00
7104.8 · Grdwtr Level-Contracted Services	0.00	3,336.00	-3,336.00	0.0%	10,000.00
7104.9 · Grdwtr Level-Capital Equipment	0.00	2,336.00	-2,336.00	0.0%	7,000.00
7107.2 · Grd Level-Engineering	13,199.68	17,516.00	-4,316.32	75.36%	52,540.00
7107.3 · Grd Level-SAR Imagery	12,000.00	21,250.00	-9,250.00	56.47%	85,000.00
7107.6 · Grd Level-Contract Svcs	0.00	33,397.00	-33,397.00	0.0%	100,197.00
7107.8 · Grd Level-Capital Equipment	0.00	1,164.00	-1,164.00	0.0%	3,500.00
7108.3 · Hydraulic Control-Engineering	14,174.96	19,202.00	-5,027.04	73.82%	57,607.00
7108.31 · Hydraulic Control-PBHSP	133,765.02	104,360.00	29,405.02	128.18%	288,936.00
7108.32 · Hydraulic Control-Adaptive Mgmt Plan	0.00	50,000.00	-50,000.00	0.0%	50,000.00
7108.4 · Hydraulic Control-Lab Svcs	4,464.00	8,361.00	-3,897.00	53.39%	25,081.00
7108.41 · Hydraulic Control-PBHSP	11,304.00	16,408.00	-5,104.00	68.89%	49,216.00
7108.6 · Hydraulic Control-Outside Professionals	0.00	21,664.00	-21,664.00	0.0%	65,000.00
7109.3 · Recharge & Well - Engineering	2,171.10	7,774.00	-5,602.90	0.0%	23,318.00
7202.2 · Comp Recharge-Engineering Services	38,709.64	53,672.00	-14,962.36	72.12%	161,016.00
7303 · PE3&5-Engineering - Other	0.00	3,160.00	-3,160.00	0.0%	9,480.00
7402 · PE4-Engineering	48,451.14	34,068.00	14,383.14	142.22%	88,212.00
7402.10 · PE4-MZ1 Pomona Project	116,221.24	292,368.00	-176,146.76	39.75%	362,104.00
7403 · PE4-Contract Svcs	0.00	20,000.00	-20,000.00	0.0%	60,000.00
7502 · PE6&7-Engineering	6,977.30	14,480.00	-7,502.70	48.19%	43,440.00
7602 · PE8&9-Engineering	8,471.44	22,296.00	-13,824.56	38.0%	66,896.00
Total Engineering Services Costs	890,128.92	1,268,249.00	-378,120.08	70.19%	3,067,429.00 *

* Wildermuth and Subcontractor Engineering Budget of \$2,740,852 plus Carryover Funds from FY 2015/16 of \$326,577 = \$3,067,429
Carryover Funds from FY 2015/16 of \$326,577 = \$12,072 (7108.31); \$50,000 (7108.32); \$7,000 (7402); and \$257,505 (7402.10)

PREVIOUSLY REPORTED ACTIONS (Descending Order)

July 2016:

The approved "Original" Engineering Services budget of \$2,740,852 was increased by "Carry Over" funding in the amount of \$326,577 to the "Amended" amount of \$3,067,429 for FY 2016/17 as provided in the Engineering Services Task Order. All of the "Carry Over" funding is for projects or activities that have bridged previous fiscal years and are expected to be completed in the FY 2016/17 timeframe or future years. The Carry-Over amount of \$326,577 from FY 2015/16 to the FY 2016/17 budget are provided in detail as follows:

1. The ongoing Adaptive Management Plan for the Prado Basin Habitat Sustainability Program in connection with the vegetation monitoring database in HydroDaVE (account 7108.31 in the amount of \$12,072). This work was originally scoped for FY 2015/16 but was not performed because the Adaptive Management Plan was not finalized and adopted by Watermaster in FY 2015/16.
2. Preparation of the Final PBHSP Adaptive Management Plan and the 2016 PBHSP Annual Report (account 7108.32 in the amount of \$50,000). The Adaptive Management Plan for the PBHSP was

not finalized during FY 2015/16 and as a result, the initial Annual Report was not completed. The scope for preparing the 2016 Annual Report in FY 2016/17 was based on the assumption that the initial 2015 Annual Report of the PBHSP would have already been completed.

3. The finalization of the 2015 Annual Report of the Ground-Level Monitoring Committee (account 7402 in the amount of \$7,000). The Annual Report has been delayed primarily because the InSAR and ground-level survey data were delivered in March, which delayed the report and completion. The report will be finalized in FY 2016/17.
4. Three separate subtasks for the effort to develop a Subsistence Management Plan for the Northwest MZ-1 Area which is a 5-6 year effort (account 7402.1 in the amount of \$257,505) which will be performed in sequential phases. Some of the early phases of the work have been delayed for various reasons (e.g. delays in initiation of the monitoring program because of difficulties in coordination with well owners). These delays push some of the work that was expected to be completed in FY 2015/16 to FY 2016/17, including subtasks associated with setup and initiation of the monitoring program, siting of extensometers, modeling, and reporting.

The breakdown of the total Task Order amount of \$2,740,852 includes direct labor costs for Wildermuth Environmental, Inc. (82.6%) along with other direct charges such as equipment rental, laboratory fees, travel costs, reproduction costs, and outside professional services (17.4%).

PRADO BASIN HABITAT SUSTAINABILITY PROGRAM

The Prado Basin Habitat Sustainability Program came about as a result of the Peace II Agreement SEIR mitigation measure 4.4-3 and was adopted by IEUA's Board in October, 2010. The purpose of the mitigation measure is to ensure that the Prado Basin riparian habitat will not be impacted by Hydraulic Control. The basic program tasks are to convene a committee that will develop this adaptive management plan, to install necessary monitoring wells, to complete vegetation and aerial surveys, and to implement photo station monitoring. In terms of the financial aspects of this program, there is a cost sharing agreement, which was approved by the Watermaster Board in September, 2012 for a total budget of \$440,000. The cost sharing agreement between IEUA and Watermaster was increased from \$220,000 to \$300,000 effective August 22, 2013 with the approval of the Watermaster Board. The increase from \$220,000 to \$300,000 was to reflect a change in the consultant preparing the Adaptive Management Plan. On August 25, 2016, the cost sharing agreement between IEUA and Watermaster was increased from \$300,000 to \$385,000 ($\$770,000 \times 50\% = \$385,000$) with the approval of the Watermaster Board. A number of issues associated with the drilling of the monitoring wells (unavailable locations requiring negotiation of new easements, nesting season limitations, etc.), increased the cost of the construction of the 16 wells. The majority of the additional costs were due to extended construction management, additional easement fees, and environmental reporting for the pre- and during construction time period. The associated increase in cost was \$170,000, changing the total amount from \$600,000 to \$770,000.

This is a 50/50 cost sharing agreement between Watermaster and IEUA with a not to exceed amount of \$385,000 for each party. Included in that cost is hiring a consultant to develop the adaptive management plan, WEI performing the project management tasks related to the monitoring well installation, hiring a contractor to construct and install up to seventeen monitoring wells at nine separate sites, and United States Bureau of Reclamation performing vegetation monitoring every three years. Grants have been applied for to offset the cost of this program; however, the Grants were not approved.

The process of invoicing IEUA for their 50% portion of the (WEI) invoices will be completed by Watermaster staff at the end of every quarter. The information listed below is provided for the period of May 1, 2012 through October 31, 2016:

	Wildermuth Environmental, Inc.	50% Billing "TO" IEUA	50% Billing "FROM" IEUA	Costs For Watermaster	Watermaster Staff "Hours"	Watermaster Staff "Costs"
May 2012 - Jun. 2012	\$ 11,143.75	\$ (5,571.88)	\$ -	\$ 5,571.88	4.00	\$ 411.38
Jul. 2012 - Jun. 2013	\$ 120,945.28	\$ (60,472.64)	\$ 6,275.92	\$ 66,748.56	73.00	\$ 7,837.27
Jul. 2013 - Jun. 2014	\$ 21,722.09	\$ (10,861.05)	\$ 474.09	\$ 11,335.14	56.00	\$ 5,719.30
Jul. 2014 - Jun. 2015	\$ 198,138.44	\$ (99,069.22)	\$ -	\$ 99,069.22	9.00	\$ 1,141.63
Jul. 2015 - Jun. 2016	\$ -	\$ -	\$ -	\$ -	30.00	\$ 3,587.65
Jul. 2016 - Oct. 2016	\$ -	\$ -	\$ -	\$ -	8.00	\$ 1,598.76
Totals	\$ 351,949.56	\$ (175,974.78)	\$ 6,750.01	\$ 182,724.79	180.00	\$ 20,295.99
	7108.7	7108.71, 7108.72	7108.75			7108.11

OTHER INCOME AND EXPENSE

There were no other significant items to report within the category of Other Income and Expenses for the month ending October 31, 2016.

PREVIOUSLY REPORTED ACTIONS (Descending Order)

July 2016:

Per section VI.D.3 of the Groundwater Storage Program Funding Agreement No. 49960 in the Chino Basin with The Metropolitan Water District of Southern California, the FY 2016/17 annual administrative fee invoice was issued on July 31, 2016 in the amount of \$159,631.04 under invoice number DYY 16-01.

"CARRY OVER" FUNDING

BACKGROUND OF "CARRY OVER" FUNDING

Once the FY 2015/16 period as of June 30, 2016 was closed, the amount of unfinished capital projects and related engineering costs was calculated and the "Carry Over" funding amount was added to the current FY 2016/17 budget. The Total "Carry Over" funding amount of \$2,630,337.45 was posted to the accounts as of July 1, 2016. The total amount of \$2,630,337.45 consisted of \$2,264,522.96 from Capital Improvement Projects; \$326,577.00 from Engineering Services; \$29,285.99 from the Chino Hills ASR Project; and \$9,951.50 from the Administration budget for completion of the Annual Reports.

CURRENT MONTH – OCTOBER 2016

As of October 31, 2016, the total (YTD) amount remaining of the "Carried Over" funding is \$2,245,809.74 (\$2,630,337.45 - \$384,527.71 = \$2,245,809.74). The following details are provided:

"Carried Over" Expenses At June 30, 2016

			GL Account		
Printing - Annual Report	\$ 5,000.00	A	6045	FY 2015/16	ADM
Rauch Communication Consultants - Annual Report	\$ 4,951.50	B	6061.3	FY 2015/16	ADM
Chino Hills ASR Project	\$ 29,285.99	C	7107.62	FY 2013/14	ASR
Hydraulic Control Engineering - PBHSP	\$ 12,072.00	D	7108.31 ¹	FY 2015/16	ENG
Hydraulic Control Monitoring - Adaptive Mgmt Plan	\$ 50,000.00	E	7108.32 ²	FY 2015/16	ENG
PE4 - Engineering Services	\$ 7,000.00	F	7402 ³	FY 2015/16	ENG
PE4 - Northwest MZ-1 Area Project	\$ 257,505.00	G	7402.1 ⁴	FY 2015/16	ENG
Jurupa Pumping Station (TO #5)	\$ 37,981.33	H	7209.1 ⁵	FY 2013/14	PROJ
Wineville Basin Proof of Concept (TO #6)	\$ 35,397.53	I	7209.2 ⁵	FY 2013/14	PROJ
Hickory Basin Recharge Improvement Project	\$ 3,877.00	J	7690.3 ⁵	FY 2013/14	PROJ
RMPU Amendment (TO #1)	\$ 467,269.61	K	7690.15	FY 2015/16	PROJ
San Sevaine Recharge Improvement Project (TO #8)	\$ 58,683.31	L	7690.4	FY 2013/14	PROJ
San Sevaine Recharge Improvement Project (TO #8)	\$ 175,000.00	L	7690.4	FY 2014/15	PROJ
San Sevaine Recharge Improvement Project (TO #8)	\$ 1,126,900.00	L	7690.4	FY 2015/16	PROJ
CB20 Turnout Noise Abatement Project	\$ 859.80	M	7690.5 ⁵	FY 2013/14	PROJ
GWR SCADA Upgrades (TO #4)	\$ 279,343.47	N	7690.61	FY 2014/15	PROJ
GWR SCADA Upgrades (TO #4)	\$ 38,675.00	N	7690.61	FY 2015/16	PROJ
Upper Santa Ana River HCP (TO #7)	\$ 32,836.88	O	7690.7	FY 2014/15	PROJ
Upper Santa Ana River HCP (TO #7)	\$ 5,000.00	O	7690.7	FY 2015/16	PROJ
Lower Day Basin RMPU (TO #2)	\$ 2,699.03	P	7690.8	FY 2014/15	PROJ
Total Balance, June 30, 2016	\$ 2,630,337.45				

"Carried Over" Balance, July 1, 2016

"Carried Over" Balance, July 1, 2016	\$ 2,630,337.45				
Less: (Invoices Received To Date FY 2016/17)					
Printing - Annual Report	\$ (5,000.00)	A	6045	FY 2015/16	ADM
Rauch Communication Consultants - Annual Report	\$ (4,951.50)	B	6061.3	FY 2015/16	ADM
Hydraulic Control Engineering - PBHSP	\$ (12,072.00)	D	7108.31 ¹	FY 2015/16	ENG
Hydraulic Control Monitoring - Adaptive Mgmt Plan	\$ (6,981.00)	E	7108.32 ²	FY 2015/16	ENG
PE4 - Engineering Services	\$ (7,000.00)	F	7402 ³	FY 2015/16	ENG
PE4 - Northwest MZ-1 Area Project	\$ (116,221.24)	G	7402.1 ⁴	FY 2015/16	ENG
RMPU Amendment (TO #1)	\$ (164,824.65)	K	7690.15	FY 2015/16	PROJ
San Sevaine Recharge Improvement Project (TO #8)	\$ (36,911.18)	L	7690.4	FY 2013/14	PROJ
GWR SCADA Upgrades (TO #4)	\$ (27,867.11)	N	7690.61	FY 2014/15	PROJ
Lower Day Basin RMPU (TO #2)	\$ (2,699.03)	P	7690.8	FY 2014/15	PROJ
Updated Balance as of October 31, 2016	\$ 2,245,809.74				

¹ Preparation of a vegetation monitoring database in HydroDaVE pursuant to the Adaptive Management Plan for the PBHSP

² Preparation of the Final PBHSP Adaptive Management Plan and the 2016 PBHSP Annual Report

³ Finalization of the 2015 Annual Report of the Ground-Level Monitoring Committee

⁴ Carryover budget for three separate subtasks to develop a Subsidence Management Plan for the Northwest MZ-1 Area

⁵ Project completed and funds are available for reallocation to another project, distribution to Appropriative Pool, or maintain as extra funding

ANNUAL REPORTS:

Unspent funds of \$9,951.50 related to the ongoing Annual Reports for development, production, and printing from the Administrative budget from FY 2015/16 from two accounts were "Carried Over" into the current FY 2016/17 budget. These funds were from the Printing-Annual Report [A] in the amount of

\$5,000 in account (6045); and Rauch Communication Consultants-Annual Report [B] in the amount of \$4,951.50 in account (6061.3).

CHINO HILLS ASR:

The ongoing Chino Hills ASR Project [C] continues into FY 2016/17 and previous years funding of \$29,285.99 has been carried over into account (7107.62).

ENGINEERING SERVICES:

Unspent funds related to ongoing projects and associated activities from the Engineering Services budget from FY 2015/16 in several accounts totaling \$326,577 were "Carried Over" into the current FY 2016/17 budget. These funds were from the Hydraulic Control Monitoring-Engineering-PBHSP [D] in the amount of \$12,072 in account (7108.31); Hydraulic Control Monitoring-Adaptive Management Plan [E] in the amount of \$50,000 in account (7108.32); PE4-Engineering Services [F] in the amount of \$7,000 in account (7402); and PE4-Northwest MZ-1 Area Project [G] in the amount of \$257,505 in account (7402.10).

COMPLETED PROJECTS WITH FUNDING AVAILABLE:

Several projects were completed during FY 2014/15 and have remaining funds available to be either (1) transferred to other project(s) that need additional funding, (2) keep amounts on reserve for future Capital Improvement Projects, or (3) refunded back to the Appropriative Pool when the Assessment package is invoiced. The funding amounts available are as follows: Jurupa Pumping Station [H] in the amount of \$37,981.33 (account 7209.1); Wineville Basin Proof of Concept [I] in the amount of \$35,397.53 (account 7209.2); and Hickory Basin Recharge Improvement Project [J] in the amount of \$3,877.00 (account 7690.3). One project was completed during FY 2015/16 and has funds available. This project is the CB20 Turnout Noise Abatement Project [M] in the amount of \$859.80 (account 7690.5). The total amount available is \$78,115.66 ($\$37,981.33 + \$35,397.53 + \$3,877.00 + \$859.80 = \$78,115.66$).

ONGOING RECHARGE IMPROVEMENT PROJECTS:

The RMPU Amendment-Task Order #1 [K] has a remaining budget from FY 2015/16 of \$467,269.61 in account (7690.15); the San Sevaine Recharge Improvement Project-Task Order #8 [L] has a remaining funded budget balance of \$1,360,583.31 in account (7690.4); the CB 20 Turnout project has a remaining funded budget balance of \$80,000 in account (7690.5); the GWR SCADA Upgrades-Task Order #4 [N] has a remaining funded budget balance of \$318,018.47 in account (7690.61); the Upper Santa Ana River HCP-Task Order #7 [O] has a remaining funded balance of \$37,836.88 in account (7690.7); and the Lower Day Basin RMPU-Task Order #2 [P] has a remaining funded budget balance of \$2,699.03 in account (7690.8). The total funded budget for these combined projects is \$1,609,700.

As invoices are received from the vendors and booked against these items listed above, the "Carried Over" balance will be reduced throughout the current fiscal year. At June 30, 2017, any remaining balances of the FY 2016/17 and prior years funding (if any), along with any new FY 2016/17 expenses, will then be "Carried Over" into the FY 2017/18 budget.

AUDIT FIELD WORK

FY 2015/16:

Auditors from the audit firm of Fedak & Brown, LLP were onsite at the Watermaster offices on March 28, 2016. This was the start of the interim field work for the period of July 1, 2015 through January 31, 2016. The final field work for the period of February 1, 2016 through June 30, 2016 was completed during August 16, 2016 and August 17, 2016. The Annual Financial and Audit Reports were presented to the Watermaster Board by Chris Brown from Fedak & Brown LLP at the November 17, 2016 Board meeting. The Annual Financial and Audit Reports for FY 2015/16 were posted to the Watermaster website on November 22, 2016.

FY 2016/17:

The start of the interim field work by Fedak & Brown LLP for the period of July 1, 2016 through January 31, 2017 is planned for March 2017. The final field work for the period of February 1, 2017 through June 30, 2017 is planned for August 2017, with the Annual Financial and Audit Reports presented to the

Watermaster Board by Fedak & Brown LLP at the November 16, 2017 Board meeting. The Annual Financial and Audit Reports for FY 2016/17 are anticipated to be posted to the Watermaster website no later than December 15, 2017.

ASSESSMENT INVOICING

CURRENT MONTH – OCTOBER 2016

The Watermaster Board approved the FY 2016-2017 Assessment Package (Production Year 2015-2016) at the November 17, 2016 meeting. Watermaster staff created and emailed the Assessment invoices on Thursday, November 17, 2016. The Assessment invoices are due 30 days from invoice date, with all payments to be received by Watermaster on or before the close of business Monday, December 19, 2016. As in prior years, payments can be made by either check or wire transfer.

This year's Assessment invoicing included the standard Assessment amounts per the Assessment Package, along with any Special Assessments and the "Excess Cash Reserve" refund credits. The Appropriative Pool had a Special Assessment of \$50,000 as approved during the budgeting process. The \$50,000 was allocated to the Appropriative Pool members based upon a prorated formula of 50% Operating Safe Yield (OSY) and 50% physical production numbers from FY 2015/16.

The Non-Agricultural Pool had a Special Assessment of \$60,000 as approved during a Confidential Session on April 14, 2016. The \$60,000 was allocated to the Non-Agricultural Pool members based upon the actual production numbers from 2015/16.

The Excess Cash Reserve refunds totaled \$31,189 to the Appropriative Pool members and \$3,509 to the Non-Agricultural Pool members, based upon the pro rata share of FY 2015/16 payments. The Excess Cash Reserve-Recharge Debt Payment refund of \$155,824 was refunded to the Appropriative Pool members based upon the pro rata share of FY 2015/16 Recharge Debt Assessments paid. The refunds were applied as credits on the Assessment invoices and allocated based upon last year's percentage of assessments paid.

PREVIOUSLY REPORTED ACTIONS (Descending Order)

September 2016:

The Assessment Year 2016-2017 Package (Production Year 2015-2016) is scheduled for presentation to the Pools at the November 10, 2016 meetings; and approval by the Advisory Committee and adoption by the Watermaster Board at the November 17, 2016 meetings.

No Assessment activity for the month to report.

ATTACHMENTS

1. Financial Report - B5

THIS PAGE
HAS
INTENTIONALLY
BEEN LEFT
BLANK
FOR PAGINATION

	1/12th (8.33%) of the Total Budget				4/12th (33.34%) of the Total Budget				100% of the Total Budget			
	For The Month of October 2016				Year-To-Date as of October 31, 2016				Fiscal Year End as of June 30, 2017			
	Actual	Budget	\$ Over(Under)	% of Budget	Actual	Budget	\$ Over(Under)	% of Budget	Projected	Budget	\$ Over(Under)	% of Budget
Income												
4010 · Local Agency Subsidies	0.00	0.00	0.00	0.0%	159,631.04	158,923.00	708.04	100.45%	159,631.04	158,923.00	708.04	100.45%
4110 · Admin Asmnts-Approp Pool	0.00	0.00	0.00	0.0%	0.00	0.00	0.00	0.0%	10,059,406.05	10,002,660.00	56,746.05	100.57%
4120 · Admin Asmnts-Non-Agri Pool	0.00	0.00	0.00	0.0%	0.00	0.00	0.00	0.0%	255,682.35	311,996.00	-56,313.65	81.95%
4700 · Non Operating Revenues	0.00	0.00	0.00	0.0%	9,726.69	2,984.00	6,742.69	325.96%	33,500.00	19,890.00	13,610.00	168.43%
4900 · Miscellaneous Income	0.00	0.00	0.00	0.0%	0.00	0.00	0.00	0.0%	0.00	0.00	0.00	0.0%
Total Income	0.00	0.00	0.00	0.0%	169,357.73	161,907.00	7,450.73	104.6%	10,508,219.44	10,493,469.00	14,750.44	100.14%
Gross Profit	0.00	0.00	0.00	0.0%	169,357.73	161,907.00	7,450.73	104.6%	10,508,219.44	10,493,469.00	14,750.44	100.14%
Expense												
6010 · Admin. Salary/Benefit Costs	85,260.58	78,007.00	7,253.58	109.3%	331,083.61	324,483.00	6,600.61	102.03%	971,056.00	971,056.00	0.00	100.0%
6020 · Office Building Expense	8,041.46	9,524.00	-1,482.54	84.43%	32,642.03	37,406.00	-4,763.97	87.26%	111,356.00	111,356.00	0.00	100.0%
6030 · Office Supplies & Equip.	2,578.09	2,420.00	158.09	106.53%	8,209.53	10,180.00	-1,970.47	80.64%	30,040.00	30,040.00	0.00	100.0%
6040 · Postage & Printing Costs	5,302.42	4,841.00	461.42	109.53%	21,730.38	25,404.00	-3,673.62	85.54%	61,852.00	61,852.00	0.00	100.0%
6050 · Information Services	15,009.32	11,591.00	3,418.32	129.49%	46,947.94	47,864.00	-916.06	98.09%	141,092.00	141,092.00	0.00	100.0%
6060 · Contract Services	10,281.27	4,500.00	5,781.27	228.47%	22,716.26	21,451.50	1,264.76	105.9%	30,951.50	30,951.50	0.00	100.0%
6070 · Watermaster Legal Services	28,039.17	20,809.00	7,230.17	134.75%	125,221.85	83,234.00	41,987.85	150.45%	200,713.00	200,713.00	0.00	100.0%
6080 · Insurance	0.00	0.00	0.00	0.0%	26,253.22	31,962.00	-5,708.78	82.14%	31,962.00	31,962.00	0.00	100.0%
6110 · Dues and Subscriptions	0.00	180.00	-180.00	0.0%	8,953.61	9,937.00	-983.39	90.1%	21,054.00	21,054.00	0.00	100.0%
6140 · WM Admin Expenses	109.15	100.00	9.15	109.15%	503.98	650.00	-146.02	77.54%	2,500.00	2,500.00	0.00	100.0%
6150 · Field Supplies	87.89	350.00	-262.11	25.11%	187.23	500.00	-312.77	37.45%	1,450.00	1,450.00	0.00	100.0%
6170 · Travel & Transportation	1,333.42	2,550.00	-1,216.58	52.29%	4,993.10	8,880.00	-3,886.90	56.23%	24,870.00	24,870.00	0.00	100.0%
6190 · Training, Conferences, Seminars	2,308.75	3,050.00	-741.25	75.7%	7,472.34	12,200.00	-4,727.66	61.25%	36,600.00	36,600.00	0.00	100.0%
6200 · Advisory Comm - WM Board	4,764.39	3,650.00	1,114.39	130.53%	14,007.04	14,874.00	-866.96	94.17%	42,819.00	42,819.00	0.00	100.0%
6300 · Watermaster Board Expenses	9,391.11	12,833.00	-3,441.89	73.18%	61,662.74	62,907.00	-1,244.26	98.02%	159,234.00	159,234.00	0.00	100.0%
8300 · Appr PI-WM & Pool Admin	6,139.80	9,361.00	-3,221.20	65.59%	36,113.97	37,809.00	-1,695.03	95.52%	110,765.00	110,765.00	0.00	100.0%
8400 · Agri Pool-WM & Pool Admin	3,127.33	5,072.00	-1,944.67	61.66%	14,423.83	20,611.00	-6,187.17	69.98%	59,176.00	59,176.00	0.00	100.0%
8467 · Ag Legal & Technical Services	21,387.50	17,083.00	4,304.50	125.2%	76,752.50	68,336.00	8,416.50	112.32%	205,000.00	205,000.00	0.00	100.0%
8470 · Ag Meeting Attend -Special	1,675.00	1,850.00	-175.00	90.54%	7,350.00	7,400.00	-50.00	99.32%	22,200.00	22,200.00	0.00	100.0%
8471 · Ag Pool Expense	0.00	0.00	0.00	0.0%	0.00	16,250.00	-16,250.00	0.0%	65,000.00	65,000.00	0.00	100.0%
8485 · Ag Pool - Misc. Exp. - Ag Fund	0.00	0.00	0.00	0.0%	545.98	400.00	145.98	136.5%	400.00	400.00	0.00	100.0%
8500 · Non-Ag PI-WM & Pool Admin	15,412.54	9,096.00	6,316.54	169.44%	33,148.34	36,592.00	-3,443.66	90.59%	107,152.00	107,152.00	0.00	100.0%
9400 · Depreciation Expense	0.00	0.00	0.00	0.0%	0.00	0.00	0.00	0.0%	0.00	0.00	0.00	0.0%
9500 · Allocated G&A Expenditures	-13,533.46	-31,542.00	18,008.54	42.91%	-60,152.39	-126,169.00	66,016.61	47.68%	-378,505.00	-378,505.00	0.00	100.0%
6900 · Optimum Basin Mgmt Plan	144,844.51	136,509.00	8,335.51	106.11%	543,537.31	560,446.00	-16,908.69	96.98%	1,654,053.00	1,654,053.00	0.00	100.0%
6950 · Mutual Agency Projects	0.00	0.00	0.00	0.0%	0.00	0.00	0.00	0.0%	0.00	0.00	0.00	0.0%
9501 · G&A Expenses Allocated-OBMP	2,956.86	6,122.00	-3,165.14	48.3%	9,740.45	24,490.00	-14,749.55	39.77%	73,466.00	73,466.00	0.00	100.0%
7101 · Production Monitoring	821.52	6,651.00	-5,829.48	12.35%	17,139.10	27,189.00	-10,049.90	63.04%	81,372.00	81,372.00	0.00	100.0%
7102 · In-line Meter Installation	0.00	5,582.00	-5,582.00	0.0%	764.23	22,434.00	-21,669.77	3.41%	67,264.00	67,264.00	0.00	100.0%
7103 · Grdwtr Quality Monitoring	9,406.50	24,268.00	-14,861.50	38.76%	103,748.82	122,676.00	-18,927.18	84.57%	262,397.00	262,397.00	0.00	100.0%
7104 · Gdwtr Level Monitoring	16,868.81	21,439.00	-4,570.19	78.68%	72,443.06	86,188.00	-13,744.94	84.05%	258,416.00	258,416.00	0.00	100.0%
7105 · Sur Wtr Qual Monitoring	0.00	0.00	0.00	0.0%	0.00	0.00	0.00	0.0%	0.00	0.00	0.00	0.0%
7107 · Ground Level Monitoring	16,289.30	13,020.00	3,269.30	125.11%	54,543.88	102,612.99	-48,069.11	53.16%	270,522.99	270,522.99	0.00	100.0%

	1/12th (8.33%) of the Total Budget				4/12th (33.34%) of the Total Budget				100% of the Total Budget			
	For The Month of October 2016				Year-To-Date as of October 31, 2016				Fiscal Year End as of June 30, 2017			
	Actual	Budget	\$ Over(Under)	% of Budget	Actual	Budget	\$ Over(Under)	% of Budget	Projected	Budget	\$ Over(Under)	% of Budget
7108 · Hydraulic Control Monitoring	34,320.20	40,215.00	-5,894.80	85.34%	165,306.74	223,036.00	-57,729.26	74.12%	544,931.00	544,931.00	0.00	100.0%
7109 · Recharge & Well Monitoring Prog	0.00	1,943.00	-1,943.00	0.0%	2,171.10	7,774.00	-5,602.90	27.93%	23,318.00	23,318.00	0.00	100.0%
7200 · PE2- Comp Recharge Pgm	14,847.71	18,220.00	-3,372.29	81.49%	546,098.34	634,825.86	-88,727.52	86.02%	1,277,384.86	1,277,384.86	0.00	100.0%
7300 · PE3&5-Water Supply/Desalte	0.00	2,624.00	-2,624.00	0.0%	0.00	10,680.00	-10,680.00	0.0%	31,972.00	31,972.00	0.00	100.0%
7400 · PE4- Mgmt Plan	54,917.12	21,454.00	33,463.12	255.98%	164,672.38	350,425.00	-185,752.62	46.99%	522,241.00	522,241.00	0.00	100.0%
7500 · PE6&7-CoopEfforts/SaltMgmt	4,298.10	4,385.00	-86.90	98.02%	6,977.30	17,650.00	-10,672.70	39.53%	52,912.00	52,912.00	0.00	100.0%
7600 · PE8&9-StorageMgmt/Conj Use	1,518.00	9,327.00	-7,809.00	16.28%	8,471.44	37,837.00	-29,365.56	22.39%	113,336.00	113,336.00	0.00	100.0%
7690 · Recharge Improvement Debt Pymt	259,659.71	775,000.00	-515,340.29	33.5%	724,859.71	4,040,544.10	-3,315,684.39	17.94%	5,525,944.10	5,525,944.10	0.00	100.0%
7700 · Inactive Well Protection Prgm	0.00	42.00	-42.00	0.0%	0.00	164.00	-164.00	0.0%	500.00	500.00	0.00	100.0%
9502 · G&A Expenses Allocated-Projects	10,576.61	25,420.00	-14,843.39	41.61%	50,411.95	101,679.00	-51,267.05	49.58%	305,039.00	305,039.00	0.00	100.0%
Total Expense	778,040.68	1,277,546.00	-499,505.32	60.9%	3,291,652.90	7,123,812.45	-3,832,159.55	46.21%	13,123,806.45	13,123,806.45	0.00	100.0%
Net Ordinary Income	-778,040.68	-1,277,546.00	499,505.32	60.9%	-3,122,295.17	-6,961,905.45	3,839,610.28	44.85%	-2,615,587.01	-2,630,337.45	14,750.44	99.44%
Other Income												
4210 · Approp Pool-Replenishment	0.00	0.00	0.00	0.0%	80,950.62	0.00	80,950.62	100.0%	923,379.72	0.00	923,379.72	100.0%
4220 · Non-Ag Pool-Replenishment	0.00	0.00	0.00	0.0%	0.00	0.00	0.00	0.0%	15,798.22	0.00	15,798.22	100.0%
4225 · Interest Income	0.00	0.00	0.00	0.0%	3,467.53	0.00	3,467.53	100.0%	12,500.00	0.00	12,500.00	100.0%
4226 · LAIF Fair Market Value	0.00	0.00	0.00	0.0%	0.00	0.00	0.00	0.0%	0.00	0.00	0.00	0.0%
4600 · Groundwater Sales	0.00	0.00	0.00	0.0%	0.00	0.00	0.00	0.0%	0.00	0.00	0.00	0.0%
Total Other Income	0.00	0.00	0.00	0.0%	84,418.15	0.00	84,418.15	100.0%	951,677.94	0.00	951,677.94	100.0%
Other Expense												
5010 · Groundwater Replenishment	0.00	0.00	0.00	0.0%	0.00	0.00	0.00	0.0%	0.00	0.00	0.00	0.0%
5100 · Other Water Purchases	0.00	0.00	0.00	0.0%	0.00	0.00	0.00	0.0%	0.00	0.00	0.00	0.0%
9200 · Interest Expense	0.00	0.00	0.00	0.0%	0.00	0.00	0.00	0.0%	0.00	0.00	0.00	0.0%
9251 · Other Post Employment Benefits	0.00	0.00	0.00	0.0%	0.00	0.00	0.00	0.0%	0.00	0.00	0.00	0.0%
9996 · Refund-Excess Reserves-Approp.	0.00	0.00	0.00	0.0%	0.00	0.00	0.00	0.0%	31,189.00	0.00	31,189.00	100.0%
9997 · Refund-Excess Reserves-NonAg	0.00	0.00	0.00	0.0%	0.00	0.00	0.00	0.0%	3,509.00	0.00	3,509.00	100.0%
9998 · Refund-Recharge Debt-Approp.	0.00	0.00	0.00	0.0%	0.00	0.00	0.00	0.0%	155,824.00	0.00	155,824.00	100.0%
9999 · To/(From) Reserves	0.00	0.00	0.00	0.0%	0.00	0.00	0.00	0.0%	158,251.00	0.00	158,251.00	100.0%
Total Other Expense	0.00	0.00	0.00	0.0%	0.00	0.00	0.00	0.0%	348,773.00	0.00	348,773.00	100.0%
Net Other Income	0.00	0.00	0.00	0.0%	84,418.15	0.00	84,418.15	100.0%	602,904.94	0.00	602,904.94	100.0%
Net Income	-778,040.68	-1,277,546.00	499,505.32	60.9%	-3,037,877.02	-6,961,905.45	3,924,028.43	43.64%	-2,012,682.07	-2,630,337.45	617,655.38	76.52%

Note: Please see the staff report (Financial Report-B5) for additional detailed information on the account categories.



CHINO BASIN WATERMASTER

9641 San Bernardino Road, Rancho Cucamonga, Ca 91730
Tel: 909.484.3888 Fax: 909.484.3890 www.cbwm.org

PETER KAVOUNAS, P.E.
General Manager

STAFF REPORT

DATE: January 12, 2017
TO: Pool Committee Members
SUBJECT: Cash Disbursement Report - Financial Report B1 (November 30, 2016)

SUMMARY

Issue: Record of Cash Disbursements for the month of November 30, 2016.

Recommendation: Receive and file Cash Disbursements for November 30, 2016 as presented.

Financial Impact: Funds disbursed were included in the FY 2016/17 "Amended" Watermaster Budget.

Future Consideration

Appropriative Pool – January 12, 2017: Receive and File
Non-Agricultural Pool – January 12, 2017: Receive and File
Agricultural Pool – January 12, 2017: Receive and File
Advisory Committee – January 19, 2017: Receive and File
Watermaster Board – January 26, 2017: Receive and File (Normal Course of Business)

ACTIONS:

Appropriative Pool – January 12, 2017:
Non-Agricultural Pool – January 12, 2017:
Agricultural Pool – January 12, 2017:
Advisory Committee – January 19, 2017:
Watermaster Board – January 26, 2017:

BACKGROUND

A monthly cash disbursement report is provided to keep all members apprised of Watermaster expenditures.

DISCUSSION

Total cash disbursements during the month of November 2016 were \$364,484.00.

The most significant expenditure during the month was to Fontana Water Company in the amount of \$151,527.44 (check number 19815 dated November 30, 2016).

ATTACHMENTS

1. Financial Report - B1

CHINO BASIN WATERMASTER
Cash Disbursements For The Month of
November 2016

Type	Date	Num	Name	Memo	Account	Paid Amount
Bill Pmt -Check	11/02/2016	19758	MOUNTAIN VIEW SMALL ENGINE REPAIR		1012 · Bank of America Gen'l Ckg	
Bill	10/31/2016	K5209743		Repair of generator used for water quality sampling	7103.6 · Grdwtr Qual-Supplies	129.00
TOTAL						129.00
Bill Pmt -Check	11/03/2016	19759	APPLIED COMPUTER TECHNOLOGIES	2751	1012 · Bank of America Gen'l Ckg	
Bill	10/31/2016	2751		Datbase Consulting Services - October 2016	6052.2 · Applied Computer Technol	4,064.80
TOTAL						4,064.80
Bill Pmt -Check	11/03/2016	19760	BLUERIDGE SOFTWARE, INC.	9225	1012 · Bank of America Gen'l Ckg	
Bill	10/26/2016	9225		Contract Administration Software	6054 · Computer Software	3,499.00
				Software Annual Support	6054 · Computer Software	629.82
TOTAL						4,128.82
Bill Pmt -Check	11/03/2016	19761	BOWCOCK, ROBERT	Board Member Compensation	1012 · Bank of America Gen'l Ckg	
Bill	10/20/2016	10/20 Advisory Comm		10/20/16 Advisory Committee Meeting	6311 · Board Member Compensation	125.00
Bill	10/24/2016	10/24 Mtg w/PK		10/24/16 Meeting with P. Kavounas	6311 · Board Member Compensation	125.00
TOTAL						250.00
Bill Pmt -Check	11/03/2016	19762	BOWMAN, JIM	Board Member Compensation	1012 · Bank of America Gen'l Ckg	
Bill	10/27/2016	10/27 Board Mtg		10/27/16 Board Meeting	6311 · Board Member Compensation	125.00
TOTAL						125.00
Bill Pmt -Check	11/03/2016	19763	ELIE, STEVEN	Board Member Compensation	1012 · Bank of America Gen'l Ckg	
Bill	10/25/2016	10/25 Agenda Preview		10/25/16 Board Agenda Preview call	6311 · Board Member Compensation	125.00
TOTAL						125.00
Bill Pmt -Check	11/03/2016	19764	GREAT AMERICA LEASING CORP.	19542446	1012 · Bank of America Gen'l Ckg	
Bill	10/26/2016	19542446		Invoice	6043.1 · Ricoh Lease Fee	3,319.53
TOTAL						3,319.53
Bill Pmt -Check	11/03/2016	19765	HOGAN LOVELLS	3021701	1012 · Bank of America Gen'l Ckg	
Bill	10/31/2016	3021701		Non-Ag Pool Legal Services - September 2016	8567 · Non-Ag Legal Service	12,495.00
TOTAL						12,495.00
Bill Pmt -Check	11/03/2016	19766	LEVEL 3 COMMUNICATIONS	47795339	1012 · Bank of America Gen'l Ckg	
Bill	10/26/2016	47795339		10/17/16-11/16/16	6053 · Internet Expense	1,049.47
TOTAL						1,049.47

CHINO BASIN WATERMASTER
Cash Disbursements For The Month of
November 2016

Type	Date	Num	Name	Memo	Account	Paid Amount
Bill Pmt -Check	11/03/2016	19767	PETTY CASH	2607-2620	1012 · Bank of America Gen'l Ckg	
Bill	10/31/2016	2607-2620		Miscellaneous office supplies	6031.7 · Other Office Supplies	47.77
				Supplies for admin meetings	6141.3 · Admin Meetings	108.64
				Field supplies	6151 · Small Tools & Equipment	32.16
				Safety shoes for river walk	6152 · Safety Shoes	55.32
				Mileage reimbursement	6173 · Airfare/Mileage	23.43
				Supplies for 9/13 workshop & 10/29 Water Fair	6909.1 · OBMP Meetings	144.60
				Water quality supplies	7103.6 · Grdwtr Qual-Supplies	8.59
				Water level supplies	7104.6 · Grdwtr Level-Supplies	7.51
TOTAL						<u>428.02</u>
Bill Pmt -Check	11/03/2016	19768	PRINTING RESOURCES	63595	1012 · Bank of America Gen'l Ckg	
Bill	10/17/2016	63595		Business cards for Gregory	6031.7 · Other Office Supplies	146.82
TOTAL						<u>146.82</u>
Bill Pmt -Check	11/03/2016	19769	PUBLIC EMPLOYEES' RETIREMENT SYSTEM	Payor #3493	1012 · Bank of America Gen'l Ckg	
Bill	11/01/2016	1394905143		Annual Unfunded Accrued Liability	60180 · Employers PERS Expense	3,590.95
TOTAL						<u>3,590.95</u>
P 666 Bill Pmt -Check	11/03/2016	19770	READY REFRESH BY NESTLE	0023230253	1012 · Bank of America Gen'l Ckg	
Bill	10/26/2016	0023230253		Office Water Bottle - October 2016	6031.7 · Other Office Supplies	35.99
TOTAL						<u>35.99</u>
Bill Pmt -Check	11/03/2016	19771	RR FRANCHISING, INC.	30143	1012 · Bank of America Gen'l Ckg	
Bill	11/01/2016	30143		Monthly janitorial services for 11/01/16-11/30/16	6024 · Building Repair & Maintenance	740.00
TOTAL						<u>740.00</u>
Bill Pmt -Check	11/03/2016	19772	STANDARD INSURANCE CO.	Policy # 00-649299-0009	1012 · Bank of America Gen'l Ckg	
Bill	10/26/2016	006498990009		Policy # 00-649299-0009	60191 · Life & Disab.Ins Benefits	651.68
TOTAL						<u>651.68</u>
Bill Pmt -Check	11/03/2016	19773	STATE COMPENSATION INSURANCE FUND	1970970-16	1012 · Bank of America Gen'l Ckg	
Bill	11/01/2016	1970970-16		Premium for 10/26/16-11/26/16	60183 · Worker's Comp Insurance	910.00
TOTAL						<u>910.00</u>
Bill Pmt -Check	11/03/2016	19774	THOMAS, THOMAS R.	Board Member Compensation	1012 · Bank of America Gen'l Ckg	
Bill	10/25/2016	10/25 Admin Mtg		10/25/16 Administrative Meeting w/P. Kavounas	6311 · Board Member Compensation	125.00
Bill	10/27/2016	10/27 Board Mtg		10/27/16 Board Meeting	6311 · Board Member Compensation	125.00
TOTAL						<u>250.00</u>

CHINO BASIN WATERMASTER
Cash Disbursements For The Month of
November 2016

Type	Date	Num	Name	Memo	Account	Paid Amount
Bill Pmt -Check	11/03/2016	19775	VERIZON WIRELESS	9773295981	1012 · Bank of America Gen'l Ckg	
Bill	10/26/2016	9773595981		Acct #642073270-00001	7103.7 · Grdwtr Qual-Computer Svc	100.08
TOTAL						100.08
Bill Pmt -Check	11/03/2016	19776	VISION SERVICE PLAN	00-101789-0001	1012 · Bank of America Gen'l Ckg	
Bill	10/26/2016	001017890001		Vision Insurance Premium - November 2016	60182.2 · Dental & Vision Ins	85.60
TOTAL						85.60
Bill Pmt -Check	11/03/2016	19777	WESTERN MUNICIPAL WATER DISTRICT	Board Member Compensation	1012 · Bank of America Gen'l Ckg	
Bill	10/27/2016	10/27 Board Mtg		10/27/16 Board Meeting - Galleano attendance	6311 · Board Member Compensation	125.00
TOTAL						125.00
Bill Pmt -Check	11/03/2016	19778	YUKON DISPOSAL SERVICE	08-K2 213849	1012 · Bank of America Gen'l Ckg	
Bill	11/01/2016	08-k2 213849		Disposal Service - November 2016	6024 · Building Repair & Maintenance	111.57
TOTAL						111.57
P 6 7	General Journal	11/05/2016	11/05/16	Payroll and Taxes for 10/23/16-11/05/16	1012 · Bank of America Gen'l Ckg	
				Payroll and Taxes for 10/23/16-11/05/16	1012 · Bank of America Gen'l Ckg	22,635.23
				Direct Deposits for 10/23/16-11/05/16	1012 · Bank of America Gen'l Ckg	9,959.87
				Payroll Taxes for 10/23/16-11/05/16	1012 · Bank of America Gen'l Ckg	4,496.93
				Payroll Checks for 10/23/16-11/05/16	1014 · Bank of America P/R Ckg	3,639.27
			ICMA-RC	457(b) Employee Deductions for 10/23/16-11/05/16	1012 · Bank of America Gen'l Ckg	1,059.87
			ICMA-RC	401(a) Employee Deductions for 10/23/16-11/05/16	1012 · Bank of America Gen'l Ckg	41,791.17
TOTAL						41,791.17
Bill Pmt -Check	11/08/2016	19779	ACWA		1012 · Bank of America Gen'l Ckg	
Bill	10/26/2016			2017 Annual Agency Dues	1433 · Prepaid Membership Dues	16,920.00
TOTAL						16,920.00
Bill Pmt -Check	11/14/2016	ACH 111416	PUBLIC EMPLOYEES' RETIREMENT SYSTEM	Payor #3493	1012 · Bank of America Gen'l Ckg	
General Journal	11/05/2016	11/05/2016	PUBLIC EMPLOYEES' RETIREMENT SYSTEM	CalPERS Retirement for 10/23/16-11/05/16	2000 · Accounts Payable	5,924.14
TOTAL						5,924.14
Check	11/15/2016	11/15/2016	Service Charge	Service Charge	1012 · Bank of America Gen'l Ckg	
				Service Charge	6039.1 · Banking Service Charges	419.76
TOTAL						419.76
Bill Pmt -Check	11/17/2016	19780	CALPERS	1394905143	1012 · Bank of America Gen'l Ckg	
Bill	11/14/2016	1394905143		1394905143	60182.1 · Medical Insurance	6,879.75
TOTAL						6,879.75

CHINO BASIN WATERMASTER
Cash Disbursements For The Month of
November 2016

Type	Date	Num	Name	Memo	Account	Paid Amount
Bill Pmt -Check	11/17/2016	19781	CUCAMONGA VALLEY WATER DISTRICT	Lease due December 1, 2016	1012 · Bank of America Gen'l Ckg	
Bill	11/15/2016			Lease due December 1, 2016	1422 · Prepaid Rent	6,447.61
TOTAL						6,447.61
Bill Pmt -Check	11/17/2016	19782	CURATALO, JAMES	Board Member Compensation	1012 · Bank of America Gen'l Ckg	
Bill	10/25/2016	10/25 Board Agenda		10/25/16 Board Agenda Preview Meeting	6311 · Board Member Compensation	125.00
TOTAL						125.00
Bill Pmt -Check	11/17/2016	19783	EGOSCUE LAW GROUP	11448	1012 · Bank of America Gen'l Ckg	
Bill	10/31/2016	11448		Agricultural Pool Legal Services - October 2016	8467 · Ag Legal & Technical Services	21,387.50
TOTAL						21,387.50
Bill Pmt -Check	11/17/2016	19784	EUROFINS EATON ANALYTICAL		1012 · Bank of America Gen'l Ckg	
Bill	10/31/2016	L0288371		L0288371	7108.4 · Hydraulic Control-Lab Svcs	1,992.00
Bill	10/31/2016	L0288372		L0288372	7108.4 · Hydraulic Control-Lab Svcs	440.00
TOTAL						2,432.00
Bill Pmt -Check	11/17/2016	19785	FIRST LEGAL NETWORK LLC	40006495	1012 · Bank of America Gen'l Ckg	
Bill	10/31/2016	40006495		Court filings for October 2016	6061.5 · Court Filing Services	502.52
TOTAL						502.52
Bill Pmt -Check	11/17/2016	19786	FRONTIER COMMUNICATIONS	909-484-3890-050914-5	1012 · Bank of America Gen'l Ckg	
Bill	11/10/2016	90948438900509145		Office fax and phone service	6022 · Telephone	138.56
TOTAL						138.56
Bill Pmt -Check	11/17/2016	19787	HRSHERPAS, INC.	1029	1012 · Bank of America Gen'l Ckg	
Bill	10/31/2016	1029		Candidate background vetting and investigation	6016 · New Employee Search Costs	2,087.16
TOTAL						2,087.16
Bill Pmt -Check	11/17/2016	19788	RAUCH COMMUNICATION CONSULTANTS, LLC Oct-1604		1012 · Bank of America Gen'l Ckg	
Bill	10/31/2016	Oct-1604		Annual Report work thru September 30, 2016	6061.3 · Rauch	9,778.75
TOTAL						9,778.75
Bill Pmt -Check	11/17/2016	19789	STATE WATER RESOURCES CONTROL BOARD DIV		1012 · Bank of America Gen'l Ckg	
Bill	11/15/2016	WR STF 094014939		Water Rights Fee A028473 WR STF 094-014939	7205 · Comp Recharge-Other Expense	1,932.00
Bill	11/15/2016	WR STF 094-014940		Water Rights Fee A028473 WR STF 094-014940	7205 · Comp Recharge-Other Expense	1,140.00
Bill	11/15/2016	WR STF 094-014458		Water Rights Fee A028473 WR STF 094-014458	7205 · Comp Recharge-Other Expense	4,671.00
TOTAL						7,743.00
Bill Pmt -Check	11/17/2016	19790	STAULA, MARY L	Retiree Medical	1012 · Bank of America Gen'l Ckg	

CHINO BASIN WATERMASTER
Cash Disbursements For The Month of
November 2016

<u>Type</u>	<u>Date</u>	<u>Num</u>	<u>Name</u>	<u>Memo</u>	<u>Account</u>	<u>Paid Amount</u>
Bill	11/30/2016			Medical premium	60182.4 · Retiree Medical	23.62
TOTAL						<u>23.62</u>
Bill Pmt -Check	11/17/2016	19791	TIEGS, KATHLEEN	Board Member Compensation	1012 · Bank of America Gen'l Ckg	
Bill	10/27/2016	10/27 Board Mtg		10/27/16 Board Meeting	6311 · Board Member Compensation	125.00
TOTAL						<u>125.00</u>
Bill Pmt -Check	11/17/2016	19792	UNITED HEALTHCARE	0042033941	1012 · Bank of America Gen'l Ckg	
Bill	11/09/2016	0042033941		Dental Insurance Premium - December 2016	60182.2 · Dental & Vision Ins	688.74
TOTAL						<u>688.74</u>
Bill Pmt -Check	11/17/2016	19793	UNITED PARCEL SERVICE	2x81x0	1012 · Bank of America Gen'l Ckg	
Bill	10/31/2016	2x81x0		Package pickup	6042 · Postage - General	7.04
TOTAL						<u>7.04</u>
Bill Pmt -Check	11/17/2016	19794	VERIZON WIRELESS	9774782847	1012 · Bank of America Gen'l Ckg	
Bill	11/15/2016	9774782847		Acct #470810953-00001	6022 · Telephone	207.58
TOTAL						<u>207.58</u>
Bill Pmt -Check	11/17/2016	19795	WEST POINT MEDICALCENTER	TEL 143956	1012 · Bank of America Gen'l Ckg	
Bill	10/26/2016	TEL143956		Pre-employment physical, drug screening	6016 · New Employee Search Costs	140.00
TOTAL						<u>140.00</u>
Bill Pmt -Check	11/17/2016	19796	ED BELL	November 18, 2016 CBWM Board Dinner	1012 · Bank of America Gen'l Ckg	
Bill	11/17/2016	11/18 Board Dinner		Catering for 11/18 Board dinner-Galleano Winery	6312 · Meeting Expenses	360.00
TOTAL						<u>360.00</u>
Bill Pmt -Check	11/18/2016	19797	ACWA JOINT POWERS INSURANCE AUTHORITY	0446545	1012 · Bank of America Gen'l Ckg	
Bill	11/07/2016	0446545		Prepayment - December 2016	1409 · Prepaid Life, BAD&D & LTD	138.37
				November 2016	60191 · Life & Disab.Ins Benefits	138.36
TOTAL						<u>276.73</u>
Bill Pmt -Check	11/18/2016	19798	CORELOGIC INFORMATION SOLUTIONS	81746254	1012 · Bank of America Gen'l Ckg	
Bill	10/31/2016	81746254		81746254	7103.7 · Grdwtr Qual-Computer Svc	62.50
				81746254	7101.4 · Prod Monitor-Computer	62.50
TOTAL						<u>125.00</u>
Bill Pmt -Check	11/18/2016	19799	DE BOOM, NATHAN	Ag Pool Member Compensation	1012 · Bank of America Gen'l Ckg	
Bill	09/22/2016	9/22 Special Ag Pool		9/22/16 Special Ag Pool Meeting	8470 · Ag Meeting Attend -Special	125.00
TOTAL						<u>125.00</u>

P 69

CHINO BASIN WATERMASTER
Cash Disbursements For The Month of
November 2016

Type	Date	Num	Name	Memo	Account	Paid Amount
Bill Pmt -Check	11/18/2016	19800	DE HAAN, HENRY	Ag Pool Member Compensation	1012 · Bank of America Gen'l Ckg	
Bill	10/05/2016	10/05 Special Ag Mtg		Ag Pool Member Compensation	8411 · Compensation	25.00
				10/05/16 Special Ag Pool meeting	8470 · Ag Meeting Attend -Special	100.00
TOTAL						125.00
Bill Pmt -Check	11/18/2016	19801	FEENSTRA, BOB	Ag Pool Member Compensation	1012 · Bank of America Gen'l Ckg	
Bill	09/22/2016	9/22 Special Ag Mtg		9/22/16 Special Ag Pool Mtg	8470 · Ag Meeting Attend -Special	125.00
Bill	10/05/2016	10/05 Special Ag Mtg		10/05/16 Special Ag Pool Meeting	8470 · Ag Meeting Attend -Special	125.00
Bill	10/13/2016	10/13 Ag Pool Mtg		10/13/16 Ag Pool Meeting	8470 · Ag Meeting Attend -Special	125.00
Bill	10/27/2016	10/27 Board Mtg		10/27/16 Board Meeting	8470 · Ag Meeting Attend -Special	125.00
TOTAL						500.00
Bill Pmt -Check	11/18/2016	19802	HUITSING, JOHN	Ag Pool Member Compensation	1012 · Bank of America Gen'l Ckg	
Bill	10/05/2016	10/05 Special Ag Mtg		Ag Pool Member Compensation	8411 · Compensation	25.00
				10/05/16 Special Ag Pool Meeting	8470 · Ag Meeting Attend -Special	100.00
Bill	10/13/2016	10/13 Ag Pool Mtg		Ag Pool Member Compensation	8411 · Compensation	25.00
				10/13/16 Ag Pool Meeting	8470 · Ag Meeting Attend -Special	100.00
TOTAL						250.00
Bill Pmt -Check	11/18/2016	19803	IAAP	37924463	1012 · Bank of America Gen'l Ckg	
Bill	11/07/2016	37924463		Annual dues for Wilson - IAAP membership	6111 · Membership Dues	150.00
TOTAL						150.00
Bill Pmt -Check	11/18/2016	19804	KUHN, BOB	Board Member Compensation	1012 · Bank of America Gen'l Ckg	
Bill	10/04/2016	10/04 Check Signatur		10/04/16 Administrative meeting at WM	6311 · Board Member Compensation	125.00
Bill	10/20/2016	10/20 Advisory Comm		10/20/16 Advisory Committee Meeting	6311 · Board Member Compensation	125.00
Bill	10/25/2016	10/25 Board Agenda		10/25/16 Board Agenda Prep Meeting	6311 · Board Member Compensation	125.00
Bill	10/27/2016	10/27 Board Mtg		10/27/16 Board Meeting	6311 · Board Member Compensation	125.00
TOTAL						500.00
Bill Pmt -Check	11/18/2016	19805	MINDSHIFT	Hardware Purchases	1012 · Bank of America Gen'l Ckg	
Bill	10/31/2016	0231416		Battery replacement for server	6055 · Computer Hardware	199.40
Bill	10/31/2016	0231410		Replacement laptop-Auxilliary Conference room	6055 · Computer Hardware	934.88
TOTAL						1,134.28
Bill Pmt -Check	11/18/2016	19806	PAYCHEX	2016102700	1012 · Bank of America Gen'l Ckg	
Bill	10/31/2016	2016102700		October 2016	6012 · Payroll Services	297.61
TOTAL						297.61

870

CHINO BASIN WATERMASTER
Cash Disbursements For The Month of
November 2016

Type	Date	Num	Name	Memo	Account	Paid Amount
Bill Pmt -Check	11/18/2016	19807	PIERSON, JEFFREY	Ag Pool Member Compensation	1012 · Bank of America Gen'l Ckg	
Bill	09/22/2016	9/22 Special Ag Mtg		9/22/16 Special Ag Pool Meeting	8470 · Ag Meeting Attend -Special	125.00
Bill	10/05/2016	10/15 Special Ag Mtg		10/15/16 Special Ag Pool Meeting	8470 · Ag Meeting Attend -Special	125.00
Bill	10/13/2016	10/13 Ag Pool Mtg		10/13/16 Special Ag Pool Meeting	8470 · Ag Meeting Attend -Special	125.00
Bill	10/20/2016	10/20 Advisory Comm		10/20/16 Advisory Committee Meeting	8470 · Ag Meeting Attend -Special	125.00
Bill	10/20/2016	10/20 RIPCom Mtg		10/20/16 RIPCom Meeting	8470 · Ag Meeting Attend -Special	125.00
Bill	10/27/2016	10/27 Board Mtg		10/27/16 Board Meeting	8470 · Ag Meeting Attend -Special	125.00

TOTAL

750.00

Bill Pmt -Check	11/18/2016	19808	PREMIERE GLOBAL SERVICES	22278100	1012 · Bank of America Gen'l Ckg	
Bill	10/31/2016	22278100		WM coordination call on 10/03	6909.1 · OBMP Meetings	6.11
				WM coordination call on 10/03	6909.1 · OBMP Meetings	16.39
				Assessment package call on 10/04	6909.1 · OBMP Meetings	6.69
				Assessment package call on 10/04	6909.1 · OBMP Meetings	11.66
				Pools agenda call on 10/04	8312 · Meeting Expenses	2.03
				Pools agenda call on 10/04	8412 · Meeting Expenses	2.03
				Pools agenda call on 10/04	8512 · Meeting Expense	2.03
				Appropriative Pool agenda call on 10/05	8312 · Meeting Expenses	77.34
				WM coordination call on 10/10	6909.1 · OBMP Meetings	6.09
				WM coordination call on 10/10	6909.1 · OBMP Meetings	6.09
				Appropriative Chair and Vice Chair call on 10/13	8312 · Meeting Expenses	15.63
				Salinity Plan call on 10/24	6909.1 · OBMP Meetings	6.09
				WM coordination call on 10/24	6909.1 · OBMP Meetings	11.41
				GW supply call on 10/24	6909.1 · OBMP Meetings	6.10
				Fee - Confidential	6022 · Telephone	49.00
				Fee - General	6022 · Telephone	49.00
				Call to discuss CBWM matters on 10/06	6909.1 · OBMP Meetings	6.09
				Call to discuss CBWM matters on 10/06	6909.1 · OBMP Meetings	6.09
				Call to discuss CBWM matters on 10/07	6909.1 · OBMP Meetings	10.04
				WM coordination call on 10/10	6909.1 · OBMP Meetings	11.57
				Pool meetings check call on 10/12	8312 · Meeting Expenses	3.84
				Pool meetings check call on 10/12	8412 · Meeting Expenses	3.83
				Pool meetings check call on 10/12	8512 · Meeting Expense	3.83
				WM coordination call on 10/17	6909.1 · OBMP Meetings	7.48
				Assessment package call on 10/17	6909.1 · OBMP Meetings	12.98
				Supplemental water call on 10/18	6909.1 · OBMP Meetings	6.10
				Assessment package call on 10/21	6909.1 · OBMP Meetings	6.11
				SGMA call on 10/24	6906.23 · SGMA Reporting Requirements	8.58
				Assessment package call on 10/25	6909.1 · OBMP Meetings	8.64
				Assessment package call on 10/25	6909.1 · OBMP Meetings	10.59

P71

CHINO BASIN WATERMASTER
Cash Disbursements For The Month of
November 2016

Type	Date	Num	Name	Memo	Account	Paid Amount
				Annual Report call on 10/26	6906.81 · Prepare 38th/39th Annual Rpts	10.17
				Discuss response to court call on 10/20	6909.1 · OBMP Meetings	6.10
TOTAL						395.73
Bill Pmt -Check	11/18/2016	19809	PRINTING RESOURCES	63675	1012 · Bank of America Gen'l Ckg	
Bill	10/31/2016	63675		Name plate - Kathy Tiegs	6031.7 · Other Office Supplies	30.67
TOTAL						30.67
Bill Pmt -Check	11/18/2016	19810	PROGRESSIVE BUSINESS PUBLICATIONS	06153963	1012 · Bank of America Gen'l Ckg	
Bill	11/08/2016	06153963		06153963	6112 · Subscriptions/Publications	299.00
TOTAL						299.00
Bill Pmt -Check	11/18/2016	19811	UNION 76	7076-2245-3035-5049	1012 · Bank of America Gen'l Ckg	
Bill	10/31/2016	7076224530355049		October 2016	6175 · Vehicle Fuel	259.88
TOTAL						259.88
Bill Pmt -Check	11/18/2016	19812	VANDEN HEUVEL, ROB	Ag Pool Member Compensation	1012 · Bank of America Gen'l Ckg	
Bill	09/22/2016	9/22 Special Ag Mtg		9/22/16 Special Ag Pool Meeting	8470 · Ag Meeting Attend -Special	125.00
P72	Bill	10/05/2016	10/05 Special Ag Mtg	10/05/16 Special Ag Pool Meeting	8470 · Ag Meeting Attend -Special	125.00
Bill	10/13/2016	10/13 Ag Pool Mtg		10/13/16 Ag Pool Meeting	8470 · Ag Meeting Attend -Special	125.00
Bill	10/20/2016	10/20 Advisory Comm		10/20/16 Advisory Committee Meeting	8470 · Ag Meeting Attend -Special	125.00
TOTAL						500.00
General Journal	11/19/2016	11/19/2016	Payroll and Taxes for 11/06/16-11/19/16	Payroll and Taxes for 11/06/16-11/19/16	1012 · Bank of America Gen'l Ckg	
				Direct Deposits for 11/06/16-11/19/16	1012 · Bank of America Gen'l Ckg	24,907.19
				Payroll Taxes for 11/06/16-11/19/16	1012 · Bank of America Gen'l Ckg	8,609.75
			ICMA-RC	457(b) Employee Deductions for 11/06/16-11/19/16	1012 · Bank of America Gen'l Ckg	3,833.31
			ICMA-RC	401(a) Employee Deductions for 11/06/16-11/19/16	1012 · Bank of America Gen'l Ckg	1,189.23
TOTAL						38,539.48
Bill Pmt -Check	11/28/2016	19813	BANK OF AMERICA	XXXX-XXXX-XXXX-9341	1012 · Bank of America Gen'l Ckg	
Bill	10/31/2016	XXXX-XXXX-XXXX-9341		Miscellaneous office supplies	6031.7 · Other Office Supplies	269.93
				Charging connector for iPhone	6031.7 · Other Office Supplies	9.95
				Federal express information	6042 · Postage - General	27.34
				Maintenance and Support License	6054 · Computer Software	69.65
				Miscellaneous office supplies	6031.7 · Other Office Supplies	340.04
				Federal express information	6042 · Postage - General	27.34
				Office book - Good Leaders Ask Great Questions	6031.7 · Other Office Supplies	10.91
				Lunch for 10/13/16 mtg between pools meetings	6909.1 · OBMP Meetings	50.76
				Microphone stand for Boardroom	6031.7 · Other Office Supplies	12.94

CHINO BASIN WATERMASTER
Cash Disbursements For The Month of
November 2016

Type	Date	Num	Name	Memo	Account	Paid Amount
				Registration-PK-2016 ACWA Fall Conference	6193.2 · Conference - Registration Fee	692.06
				Wireless headphones	6031.7 · Other Office Supplies	39.31
				Office book - Selling to VITO	6031.7 · Other Office Supplies	13.70
				Pictures for office holiday card	6031.7 · Other Office Supplies	248.94
				Bluetooth USB adapter	6031.7 · Other Office Supplies	7.96
				Tripod desk microphone stand	6031.7 · Other Office Supplies	17.16
				PK mtg w/Grindstaff	8312 · Meeting Expenses	38.75
				Garage door/gate openers for office	6031.7 · Other Office Supplies	87.63
				PK mtg w/Bowcock	6312 · Meeting Expenses	26.67
				Supplies for grill on patio	6031.7 · Other Office Supplies	47.31
				Cost of puzzle of Chino Basin	6031.7 · Other Office Supplies	133.43
				Video recorder for office	6031.7 · Other Office Supplies	181.22
				PK mtg w/Thomas and Schatz	6312 · Meeting Expenses	60.55
				Office book - Talking to Crazy	6031.7 · Other Office Supplies	17.58
				PK mtg w/Vanden Heuvel	6312 · Meeting Expenses	21.37
				Registration-Nakano-2016 Groundwater Week conf	6193.2 · Conference - Registration Fee	273.84
				Holiday cards for office	6031.7 · Other Office Supplies	157.79
				Copier paper	6031.1 · Copy Paper	172.02
TOTAL						3,056.15
TOTAL						3,056.15
						873
						Bill Pmt -Check
						General Journal
						11/29/2016
						11/19/2016
						ACH 112916
						11/19/2016
						PUBLIC EMPLOYEES' RETIREMENT SYSTEM
						Payor #3493
						PUBLIC EMPLOYEES' RETIREMENT SYSTEM
						CalPERS Retirement for 11/06/16-11/19/16
						1012 · Bank of America Gen'l Ckg
						2000 · Accounts Payable
						6,339.19
TOTAL						6,339.19
						Check
						Credit Memo
						11/30/2016
						11/17/2016
						19814
						NAG17-01CR
						AQUA CAPITAL MANAGEMENT
						FY 2016/17 Assessment Package-Refund
						CURO Adjustment
						1012 · Bank of America Gen'l Ckg
						4224 · CURO Adjustment
						952.61
TOTAL						952.61
						Check
						Credit Memo
						Debit Memo
						11/30/2016
						11/17/2016
						11/22/2016
						19815
						AP17-06CR
						AP-17-06DM
						FONTANA WATER COMPANY
						FY 2016-17 Assessment Package-Refund
						FY 2016/17 Assessment Invoicing
						FY 2016/17 Assessment Invoicing
						1012 · Bank of America Gen'l Ckg
						Miscellaneous Accounts
						151,812.16
						-284.72
						151,527.44
TOTAL						151,527.44
						General Journal
						11/30/2016
						11/30/16
						Wage Works FSA Direct Debits - Nov. 2016
						Wage Works FSA Direct Debits - Nov. 2016
						Wage Works FSA Direct Debits - Nov. 2016
						Wage Works FSA Direct Debits - Nov. 2016
						1012 · Bank of America Gen'l Ckg
						1012 · Bank of America Gen'l Ckg
						1012 · Bank of America Gen'l Ckg
						1012 · Bank of America Gen'l Ckg
						81.50
						638.75
						638.75
TOTAL						1,359.00
						Total Disbursements:
						364,484.00

CHINO BASIN WATERMASTER
Cash Disbursements For The Month of
November 2016

<u>Type</u>	<u>Date</u>	<u>Num</u>	<u>Name</u>	<u>Memo</u>	<u>Account</u>	<u>Paid Amount</u>
-------------	-------------	------------	-------------	-------------	----------------	--------------------

P74



CHINO BASIN WATERMASTER

9641 San Bernardino Road, Rancho Cucamonga, Ca 91730
Tel: 909.484.3888 Fax: 909.484.3890 www.cbwm.org

PETER KAVOUNAS, P.E.
General Manager

STAFF REPORT

DATE: January 12, 2017
TO: Pool Committee Members
SUBJECT: VISA Check Detail Report - Financial Report B2 (November 30, 2016)

SUMMARY

Issue: Record of VISA credit card payment disbursed for the month of November 30, 2016.

Recommendation: Receive and file VISA Check Detail Report for November 30, 2016 as presented.

Financial Impact: Funds disbursed were included in the FY 2016/17 "Amended" Watermaster Budget.

Future Consideration

Appropriative Pool – January 12, 2017: Receive and File
Non-Agricultural Pool – January 12, 2017: Receive and File
Agricultural Pool – January 12, 2017: Receive and File
Advisory Committee – January 19, 2017: Receive and File
Watermaster Board – January 26, 2017: Receive and File (Normal Course of Business)

ACTIONS:

Appropriative Pool – January 12, 2017:
Non-Agricultural Pool – January 12, 2017:
Agricultural Pool – January 12, 2017:
Advisory Committee – January 19, 2017:
Watermaster Board – January 26, 2017:

BACKGROUND

A monthly VISA Check Detail report is provided to keep all members apprised of Watermaster expenditures charged against the General Manager and Chief Financial Officer's Bank of America VISA card.

DISCUSSION

The total cash disbursement during the month of November 2016 was \$3,056.15. The payment was processed by check number 19813 dated November 28, 2016. The monthly charges for November 2016 of \$3,056.15 were for routine and customary expenditures and properly documented with receipts.

ATTACHMENTS

1. Financial Report - B2

CHINO BASIN WATERMASTER
VISA Check Detail Report
November 2016

Type	Num	Date	Name	Memo	Account	Paid Amount
Bill Pmt -Check	11/28/2016	19813	BANK OF AMERICA	XXXX-XXXX-XXXX-9341	1012 · Bank of America Gen'l Ckg	
Bill	10/31/2016	XXXX-XXXX-XXXX-9341		Miscellaneous office supplies	6031.7 · Other Office Supplies	269.93
				Charging connector for iPhone	6031.7 · Other Office Supplies	9.95
				Federal express information	6042 · Postage - General	27.34
				Maintenance and Support License	6054 · Computer Software	69.65
				Miscellaneous office supplies	6031.7 · Other Office Supplies	340.04
				Federal express information	6042 · Postage - General	27.34
				Office book - Good Leaders Ask Great Questions	6031.7 · Other Office Supplies	10.91
				Lunch for 10/13/16 mtg between pools meetings	6909.1 · OBMP Meetings	50.76
				Microphone stand for Boardroom	6031.7 · Other Office Supplies	12.94
				Registration-PK-2016 ACWA Fall Conference	6193.2 · Conference - Registration Fee	692.06
				Wireless headphones	6031.7 · Other Office Supplies	39.31
				Office book - Selling to VITO	6031.7 · Other Office Supplies	13.70
				Pictures for office holiday card	6031.7 · Other Office Supplies	248.94
				Bluetooth USB adapter	6031.7 · Other Office Supplies	7.96
				Tripod desk microphone stand	6031.7 · Other Office Supplies	17.16
				PK mtg w/Grindstaff	8312 · Meeting Expenses	38.75
				Garage door/gate openers for office	6031.7 · Other Office Supplies	87.63
				PK mtg w/Bowcock	6312 · Meeting Expenses	26.67
				Supplies for grill on patio	6031.7 · Other Office Supplies	47.31
				Cost of puzzle of Chino Basin	6031.7 · Other Office Supplies	133.43
				Video recorder for office	6031.7 · Other Office Supplies	181.22
				PK mtg w/Thomas and Schatz	6312 · Meeting Expenses	60.55
				Office book - Talking to Crazy	6031.7 · Other Office Supplies	17.58
				PK mtg w/Vanden Heuvel	6312 · Meeting Expenses	21.37
				Registration-Nakano-2016 Groundwater Week conf.	6193.2 · Conference - Registration Fee	273.84
				Holiday cards for office	6031.7 · Other Office Supplies	157.79
				Copier paper	6031.1 · Copy Paper	172.02
					Total Disbursements:	<u>3,056.15</u>

TOTAL

P77

THIS PAGE
HAS
INTENTIONALLY
BEEN LEFT
BLANK
FOR PAGINATION



CHINO BASIN WATERMASTER

9641 San Bernardino Road, Rancho Cucamonga, Ca 91730
Tel: 909.484.3888 Fax: 909.484.3890 www.cbwm.org

PETER KAVOUNAS, P.E.
General Manager

STAFF REPORT

DATE: January 12, 2017
TO: Pool Committee Members
SUBJECT: Combining Schedule of Revenue, Expenses and Changes in Net Assets for the Period July 1, 2016 through November 30, 2016 - Financial Report B3 (November 30, 2016)

SUMMARY

Issue: Record of Revenue, Expenses and Changes in Net Assets for the Period July 1, 2016 through November 30, 2016.

Recommendation: Receive and file Combining Schedule of Revenue, Expenses and Changes in Net Assets for the Period July 1, 2016 through November 30, 2016 as presented.

Financial Impact: Funds disbursed were included in the FY 2016/17 "Amended" Watermaster Budget.

Future Consideration

Appropriative Pool – January 12, 2017: Receive and File
Non-Agricultural Pool – January 12, 2017: Receive and File
Agricultural Pool – January 12, 2017: Receive and File
Advisory Committee – January 19, 2017: Receive and File
Watermaster Board – January 26, 2017: Receive and File (Normal Course of Business)

ACTIONS:

Appropriative Pool – January 12, 2017:
Non-Agricultural Pool – January 12, 2017:
Agricultural Pool – January 12, 2017:
Advisory Committee – January 19, 2017:
Watermaster Board – January 26, 2017:

BACKGROUND

A Combining Schedule of Revenue, Expenses and Changes in Net Assets for the period July 1, 2016 through November 30, 2016 is provided to keep all members apprised of the FY 2016/17 cumulative Watermaster revenues, expenditures and changes in net assets for the period listed.

DISCUSSION

The Combining Schedule of Revenue, Expenses and Changes in Net Assets has been created from various financial reports and statements created from Intuit QuickBooks Enterprise Solutions 17.0, the Watermaster accounting system. The Combining Schedule provided balances to the supporting documentation in the Watermaster accounting system as presented.

ATTACHMENTS:

1. Financial Report - B3

CHINO BASIN WATERMASTER
 COMBINING SCHEDULE OF REVENUE, EXPENSES AND CHANGES IN NET ASSETS
 FOR THE PERIOD JULY 1, 2016 THROUGH NOVEMBER 30, 2016

Financial Report - B3

	WATERMASTER ADMINISTRATION	OPTIMUM BASIN MANAGEMENT	POOL ADMINISTRATION & SPECIAL PROJECTS			GROUNDWATER REPLENISHMENT	LAIF VALUE ADJ.	GASB 68 BEG. NET POSITION	GRAND TOTALS	AMENDED BUDGET 2016-2017
			APPROPRIATIVE POOL	AG POOL	NON-AG POOL					
Administrative Revenues:										
Administrative Assessments			10,059,406		255,682				10,315,088	10,314,656
Interest Revenue			8,937	731	59				9,727	19,890
Mutual Agency Project Revenue	159,631								159,631	158,923
Miscellaneous Income									-	0
Total Revenues	159,631	-	10,068,343	731	255,741	-	-	-	10,484,446	10,493,469
Administrative & Project Expenditures:										
Watermaster Administration	705,127								705,127	1,286,992
Watermaster Board-Advisory Committee	86,590								86,590	202,053
Ag Pool Misc. Expense - Ag Fund				546					546	400
Pool Administration			42,158	124,010	43,175				209,342	569,293
Optimum Basin Mgmt Administration		648,358							648,358	1,727,519
OBMP Project Costs		1,296,997							1,296,997	3,811,606
Debt Service		465,200							465,200	465,200
Basin Recharge Improvements		305,601							305,601	5,060,744
Total Administrative/OBMP Expenses	791,717	2,716,156	42,158	124,010	43,175	-	-	-	3,717,761	13,123,806
Net Administrative/OBMP Expenses	(632,086)	(2,716,156)								
Allocate Net Admin Expenses To Pools	632,086		475,646	138,436	18,003					
Allocate Net OBMP Expenses To Pools		1,945,355	1,463,885	426,062	55,408					
Allocate Debt Service to App Pool		465,200	465,200							
Allocate Basin Recharge to App Pool		305,601	305,601							
Agricultural Expense Transfer*			688,508	(688,508)						
Total Expenses			3,440,999	546	116,585	-	-	-	3,717,761	13,123,806
Net Administrative Income			6,627,344	185	139,156	-	-	-	6,766,685	(2,630,337)
Other Income/(Expense)										
Replenishment Water Assessments						858,227			858,227	0
Desalter Replenishment Obligation						80,951			80,951	0
Non-Ag Stored Water Purchases									-	0
Exhibit "G" Non-Ag Pool Water									-	0
Interest Revenue						3,468			3,468	0
MWD Water Purchases									-	0
Non-Ag Stored Water Purchases									-	0
Exhibit "G" Non-Ag Pool Water									-	0
MWD Water Purchases									-	0
Groundwater Replenishment									-	0
LAIF - Fair Market Value Adjustment									-	0
Other Post-Employment Benefits (OPEB)									-	0
Refund-Excess Reserves			(31,189)		(3,509)				(34,698)	0
Refund-Recharge Debt			(155,824)						(155,824)	0
SB 222 Funds Used			(153,744)		(4,507)				(158,251)	0
Net Other Income/(Expense)			(340,757)	-	(8,016)	942,645	-	-	593,872	0
Net Transfers To/(From) Reserves		7,360,557	6,286,587	185	131,140	942,645	-	-	7,360,557	(2,630,337)
Net Assets, July 1, 2016			7,493,337	483,176	79,969	2,465,056	3,308	(740,195)	9,784,651	
Net Assets, End of Period			13,779,924	483,361	211,109	3,407,702	3,308	(740,195)	17,145,209	17,145,209
15/16 Assessable Production			89,906,000	26,167,031	3,402,908				119,475,939	
15/16 Production Percentages			75.250%	21.902%	2.848%				100.000%	

*Fund balance transfer as agreed to in the Peace Agreement.

THIS PAGE
HAS
INTENTIONALLY
BEEN LEFT
BLANK
FOR PAGINATION



CHINO BASIN WATERMASTER

9641 San Bernardino Road, Rancho Cucamonga, Ca 91730
Tel: 909.484.3888 Fax: 909.484.3890 www.cbwm.org

PETER KAVOUNAS, P.E.
General Manager

STAFF REPORT

DATE: January 12, 2017

TO: Pool Committee Members

SUBJECT: Treasurer's Report of Financial Affairs for the Period November 1, 2016 through November 30, 2016 - Financial Report B4 (November 30, 2016)

SUMMARY

Issue: Record of increases or decreases in the cash position, assets and liabilities of Watermaster for the Period of November 1, 2016 through November 30, 2016.

Recommendation: Receive and file Treasurer's Report of Financial Affairs for the Period November 1, 2016 through November 30, 2016 as presented.

Financial Impact: Funds disbursed were included in the FY 2016/17 "Amended" Watermaster Budget.

Future Consideration

Appropriative Pool – January 12, 2017: Receive and File
Non-Agricultural Pool – January 12, 2017: Receive and File
Agricultural Pool – January 12, 2017: Receive and File
Advisory Committee – January 19, 2017: Receive and File
Watermaster Board – January 26, 2017: Receive and File (Normal Course of Business)

ACTIONS:

Appropriative Pool – January 12, 2017:
Non-Agricultural Pool – January 12, 2017:
Agricultural Pool – January 12, 2017:
Advisory Committee – January 19, 2017:
Watermaster Board – January 26, 2017:

BACKGROUND

A Treasurer's Report of Financial Affairs for the Period November 1, 2016 through November 30, 2016 is provided to keep all members apprised of the total cash in banks (Bank of America, LAIF, and CalTRUST) and on hand at the Watermaster office (petty cash) at the end of the period stated. The Treasurer's Report details the change (increase or decrease) in the overall cash position of Watermaster, as well as the changes (increase or decrease) to the assets and liabilities section of the balance sheet. The report also provides a detailed listing of all deposits and/or withdrawals in the California State Treasurer's Local Agency Investment Fund (LAIF) and/or CalTRUST, the most current effective yield as of the last quarter, and the ending balance in LAIF as of the reporting date.

DISCUSSION

The Treasurer's Report of Financial Affairs has been created from various financial reports and statements created from Intuit QuickBooks Enterprise Solutions 17.0, the Watermaster accounting system. The Treasurer's Report provided, balances to the supporting documentation in the Watermaster accounting system, as well as the supporting bank statements.

ATTACHMENTS

1. Financial Report - B4

**CHINO BASIN WATERMASTER
TREASURER'S REPORT OF FINANCIAL AFFAIRS FOR THE PERIOD
NOVEMBER 1, 2016 THROUGH NOVEMBER 30, 2016**

Financial Report - B4

DEPOSITORIES:

Cash on Hand - Petty Cash			\$	500
Bank of America				
Governmental Checking-Demand Deposits	\$	661,731		
Zero Balance Account - Payroll	\$	-		661,731
Local Agency Investment Fund - Sacramento				7,626,403
TOTAL CASH IN BANKS AND ON HAND			\$	8,288,634
TOTAL CASH IN BANKS AND ON HAND	11/30/2016			8,336,302
	10/31/2016			8,336,302
PERIOD INCREASE (DECREASE)			\$	(47,669)

CHANGE IN CASH POSITION DUE TO:

Decrease/(Increase) in Assets:				
Accounts Receivable			\$	25,887
Assessments Receivable				(10,711,657)
Prepaid Expenses, Deposits & Other Current Assets				1,339
(Decrease)/Increase in Liabilities				
Accounts Payable				230,607
Accrued Payroll, Payroll Taxes & Other Current Liabilities				6,127
Long Term Liabilities				1,594
Transfer to/(from) Reserves				10,398,434
PERIOD INCREASE (DECREASE)			\$	(47,669)

SUMMARY OF FINANCIAL TRANSACTIONS:

	Petty Cash	Gov't'l Checking Demand	Zero Balance Account Payroll	Local Agency Investment Funds	Totals	
Balances as of 10/31/2016	\$ 500	\$ 284,400	\$ -	\$ 8,051,403	\$ 8,336,302	
Deposits	-	741,815	-	-	741,815	
Transfers	-	(89,876)	(66,112)	(425,000)	(580,988)	
Withdrawals/Checks	-	(274,608)	66,112	-	(208,496)	
Balances as of 11/30/2016	\$ 500	\$ 661,731	\$ -	\$ 7,626,403	\$ 8,288,634	
PERIOD INCREASE OR (DECREASE)	\$ -	\$ 377,331	\$ -	\$ (425,000)	\$ (47,669)	

P85

**CHINO BASIN WATERMASTER
TREASURER'S REPORT OF FINANCIAL AFFAIRS FOR THE PERIOD
NOVEMBER 1, 2016 THROUGH NOVEMBER 30, 2016**

INVESTMENT TRANSACTIONS

Effective Date	Transaction	Depository	Activity	Redeemed	Days to Maturity	Interest Rate(*)	Maturity Yield
11/23/2016	Withdrawal		\$ (425,000)				
TOTAL INVESTMENT TRANSACTIONS			\$ (425,000)	-			

* The earnings rate for L.A.I.F. is a daily variable rate; 0.60% was the effective yield rate at the Quarter ended September 30, 2016.

**INVESTMENT STATUS
November 30, 2016**

<u>Financial Institution</u>	<u>Principal Amount</u>	<u>Number of Days</u>	<u>Interest Rate</u>	<u>Maturity Date</u>
Local Agency Investment Fund	\$ 7,626,403			
TOTAL INVESTMENTS	\$ 7,626,403			

Funds on hand are sufficient to meet all foreseen and planned Administrative and project expenditures during the next six months.

All investment transactions have been executed in accordance with the criteria stated in Chino Basin Watermaster's Investment Policy.

Respectfully submitted,



Joseph S. Joswiak
Chief Financial Officer
Chino Basin Watermaster



CHINO BASIN WATERMASTER

9641 San Bernardino Road, Rancho Cucamonga, Ca 91730
Tel: 909.484.3888 Fax: 909.484.3890 www.cbwm.org

PETER KAVOUNAS, P.E.
General Manager

STAFF REPORT

DATE: January 12, 2017
TO: Pool Committee Members
SUBJECT: Budget vs. Actual Report for the Period July 1, 2016 through November 30, 2016 -
Financial Report B5 (November 30, 2016)

SUMMARY

Issue: Record of revenues and expenses of Watermaster for the Period of July 1, 2016 through November 30, 2016.

Recommendation: Receive and file Budget vs. Actual Report for the Period July 1, 2016 through November 30, 2016 as presented.

Financial Impact: Funds disbursed were included in the FY 2016/17 "Amended" Watermaster Budget.

Future Consideration

Appropriative Pool – January 12, 2017: Receive and File
Non-Agricultural Pool – January 12, 2017: Receive and File
Agricultural Pool – January 12, 2017: Receive and File
Advisory Committee – January 19, 2017: Receive and File
Watermaster Board – January 26, 2017: Receive and File (Normal Course of Business)

ACTIONS:

Appropriative Pool – January 12, 2017:
Non-Agricultural Pool – January 12, 2017:
Agricultural Pool – January 12, 2017:
Advisory Committee – January 19, 2017:
Watermaster Board – January 26, 2017:

BACKGROUND

A Budget vs. Actual Report for the period July 1, 2016 through November 30, 2016 is provided to keep all members apprised of the total revenues and expenses for the current fiscal year. The expense section is categorized into four distinct sections. Those sections are: General and Administrative Expenses; Optimum Basin Management Program Expenses; Project Expenses; and Other Income/Expenses. The Budget vs. Actual report has been created from Intuit QuickBooks Enterprise Solutions 17.0, the Watermaster accounting system. The Budget vs. Actual report provided, balances to the supporting documentation in the Watermaster accounting system, as well as the supporting bank statements.

DISCUSSION

CURRENT MONTH – NOVEMBER 2016

Year-To-Date (YTD) for the five months ending November 30, 2016, all but four categories were at or below the projected budget. The categories over budget were as follows: (1) Administration Salary/Benefits expenses (6010's) which were over budget by \$29,936 or 7.8% as a result of increased staff time and activities in the administrative functions. Please note that the overage is only in the administrative section, not with the entire consolidated staffing budget; (2) Contract Services expenses (6060's) which were over budget by \$2,518 or 9.3% due to the unbudgeted court filing services which have been established to reduce required staff time and travel costs as a result of the Watermaster court moving from Rancho Cucamonga to San Bernardino; (3) Watermaster Legal Services expenses (6070's) which were over budget by \$40,418 or 38.8% as a result of ongoing Personnel Matters regarding the CalPERS Administrative Hearing for Mr. Alvarez and increased miscellaneous legal expenses; and (4) Agricultural Pool Legal & Technical Services expenses (8467's) which were over budget by \$11,171 or 13.1% as a result of monthly legal service invoicing by the Agricultural Pool attorney.

The Watermaster budget for FY 2016/17 is divided into 12-monthly amounts and allocated accordingly for almost all budget line items. As the fiscal year progresses, these categories might level out over time and be within the budget levels.

Overall, the Watermaster (YTD) Actual Expenses were \$3,894,702 or 51.2% below the (YTD) Budgeted Expenses of \$7,612,463.

PREVIOUSLY REPORTED ACTIONS (Descending Order)

August 2016:

The Amended Budget for FY 2016/17 is \$13,123,806.45 which includes \$2,630,337.45 for the prior years "Carry Over" funding. The Original Approved budget for FY 2016/17 of \$10,493,469 was approved by the Watermaster Board on May 26, 2016 ($\$10,493,469 + \$2,630,337.45 = \$13,123,806.45$).

July 2016:

During the month of July 2016, the "Carry Over" funding was calculated. The Total "Carry Over" funding amount of \$2,630,337.45 has been posted to the general ledger accounts. The total amount of \$2,630,337.45 consisted of \$2,264,522.96 from Capital Improvement Projects, \$326,577 from Engineering Services, \$29,285.99 from Chino Hills ASR, and \$9,951.50 from the Administrative section for the ongoing completion of the 37th Annual Report for Fiscal Year 2013/14 and the 38th Annual Report for Fiscal Year 2014/15. More detailed information is provided regarding this issue under the "Carry Over" Funding section.

SALARIES EXPENSE

CURRENT MONTH – NOVEMBER 2016

As of November 30, 2016, the total (YTD) Watermaster salary expenses were \$37,688 or 5.4% below the (YTD) budgeted amount of \$702,234. The overall staffing budget was developed with a staffing level of

ten Full-Time Equivalent (FTE's), and staffing is currently at nine Full-Time Equivalent (FTE's).

The Sr. Environmental Engineer started his career with Watermaster on Tuesday, November 8, 2016. For more background information on the current Watermaster staff, please see the profile material provided on the Watermaster website: http://www.cbwm.org/org_staff.htm

Watermaster utilizes an in-house database time and attendance system to track and record staff's actual hours worked and records those hours to a specific project or activity. This time and attendance database of captured staff hours and activities is the basis for the bi-weekly payrolls which are processed using an external payroll processing service. Watermaster staff can record time to a large number of activities but the five most used categories are as follows (1) General Administrative activities; (2) Paid Leaves of vacation, sick or holiday; (3) Pools, Advisory or Board Meeting attendance; (4) OBMP activities; and (5) OBMP Implementation Program Elements 1 through 9 activities.

When the FY 2016/17 budget was developed, basic assumptions were used in allocating how staff's time would be spent and on which of the projects or activities. The staffing dollars were then allocated into those specific areas and budgeted on a 1/12 monthly budget. When actual staffing activities vary from the budgeted assumptions, a positive or negative variance can be created. Currently, the allocations are tracking within budget.

The table summarizes the Year-To-Date (YTD) Actual Watermaster salary costs compared to the Year-To-Date (YTD) Budget as of November 30, 2016. Please be advised that the "\$ Over Budget" and the "% of Budget" columns are a comparison of the (YTD) Actual to the (YTD) Budget, not the 12-month Annual Budget. The 12-month Annual Budget column is presented only to provide the data in a full and complete format. The following details are provided:

	Jul '16 - Nov '16 Actual	Jul '16 - Nov '16 Budget	\$ Over Budget	% of Budget	FY 2016/17 Annual Budget
WM Salary Expense					
6011 · WM Staff Salaries	368,767.75	384,992.00	-16,224.25	95.79%	918,331.00
6011.1 · WM Staff Salaries - Overtime	7,957.10	0.00	7,957.10	100.0%	0.00
6011.4 · 457(f) NQDC Plan	9,934.67	8,667.00	1,267.67	114.63%	20,800.00
6015 · Miscellaneous Payments	60,188.76	0.00	60,188.76	100.0%	0.00
6017 · Temporary Services	0.00	8,750.00	-8,750.00	0.0%	21,000.00
6201 · Advisory Committee - WM Staff Salaries	9,541.27	9,694.00	-152.73	98.42%	23,119.00
6301 · Watermaster Board - WM Staff Salaries	11,925.87	14,904.00	-2,978.13	80.02%	35,551.00
8301 · Appropriative Pool - WM Staff Salaries	16,946.30	13,400.00	3,546.30	126.47%	31,965.00
8401 · Agricultural Pool - WM Staff Salaries	7,386.65	11,791.00	-4,404.35	62.65%	28,126.00
8501 · Non-Agricultural Pool - WM Staff Salaries	6,651.05	7,632.00	-980.95	87.15%	18,202.00
6901 · OBMP - WM Staff Salaries	23,005.14	21,086.00	1,919.14	109.1%	50,114.00
7101.1 · Production Monitor - WM Staff Salaries	20,851.15	33,723.00	-12,871.85	61.83%	80,622.00
7102.1 · In-line Meter - WM Staff Salaries	764.23	3,937.00	-3,172.77	19.41%	9,389.00
7103.1 · Grdwater Quality - WM Staff Salaries	23,995.55	36,601.00	-12,605.45	65.56%	87,527.00
7104.1 · Grdwater Level - WM Staff Salaries	21,416.71	15,511.00	5,905.71	138.07%	36,999.00
7108.1 · Hydraulic Control - WM Staff Salaries	0.00	1,322.00	-1,322.00	0.0%	3,155.00
7108.11 · Prado Basin - WM Staff Salaries	1,834.56	2,488.00	-653.44	73.74%	5,936.00
7201 · Comp Recharge - WM Staff Salaries	23,644.53	24,631.00	-986.47	96.0%	58,533.00
7301 · PE3&5 - WM Staff Salaries	78.60	6,495.00	-6,416.40	1.21%	15,492.00
7401 · PE4 - WM Staff Salaries	0.00	3,951.00	-3,951.00	0.0%	9,425.00
7501.1 · PE 6&7 - WM Staff Salaries (Plume)	0.00	2,086.00	-2,086.00	0.0%	4,974.00
7501 · PE6&7 - WM Staff Salaries	0.00	1,885.00	-1,885.00	0.0%	4,498.00
7601 · PE8&9 - WM Staff Salaries	817.44	19,323.00	-18,505.56	4.23%	46,090.00
Subtotal WM Staff Costs	615,707.33	632,869.00	-17,161.67	97.29%	1,509,848.00
60185 · Vacation	25,666.63	28,797.00	-3,130.37	89.13%	69,111.00
60186 · Sick Leave	4,330.64	20,284.00	-15,953.36	21.35%	48,682.00
60187 · Holidays	18,841.36	20,284.00	-1,442.64	92.89%	48,682.00
Subtotal WM Paid Leaves	48,838.63	69,365.00	-20,526.37	70.41%	166,475.00
Total WM Salary Costs	664,545.96	702,234.00	-37,688.04	94.63%	1,676,323.00

PREVIOUSLY REPORTED ACTIONS (Descending Order)

September 2016:

The ongoing search for the new Water Resources Professional continued with the understanding that Watermaster is a small organization, and very important to ensure that the new team member not only have the right skills and abilities to succeed, but also critical to ensure the employee has the right personality, cultural fit, and understands the unique challenges of working within a small organization. Watermaster conducted three interviews for the Water Resources Professional during October 11, 2016 and October 20, 2016. The General Manager has issued an offer letter and the offer letter has been accepted by one of the candidates. The offer is contingent upon clearing a criminal and civil background investigation, educational verification, verification of employment eligibility in the United States, as well as successfully passing a pre-employment physical examination and drug screening. These verifications are currently ongoing and expected to be completed by November 30, 2016. The new employee is scheduled to start with Watermaster on Tuesday, November 8, 2016.

With the new hire, the staffing level will increase from eight to nine FTE's. As mentioned above, the Watermaster FY 2016/17 staffing budget was developed and approved with ten FTE's.

August 2016:

Watermaster is currently in the process of filling one vacant position. Watermaster started the recruitment process for the Water Resources Professional position on March 16, 2016. After several candidates completed the interview process during the month of May, it was determined that a new recruitment process should begin. An updated recruitment advertisement was submitted to Brown & Caldwell and Water District Jobs on June 27, 2016. A group of new candidates were selected and scheduled for interviews between August 22, 2016 and September 1, 2016. Because Watermaster is a small organization, it is very important to ensure that the new team member not only has the right skills and abilities to succeed, it is also critical to ensure the employee has the right personality, cultural fit, and understands the challenges of working within a small organization. While some of the candidates had the experience and qualifications for the job description, the culture and personality fit was not a good match for Watermaster. As a result, the recruitment advertisement was resubmitted to Brown & Caldwell and Water District Jobs on September 19, 2016. Watermaster is reviewing all resumes as they are received for consideration. It is anticipated that the recruitment process could take an additional 45-60 days to complete the selection process, background verification, and hire the Water Resources professional.

July 2016:

Watermaster is currently in the process of filling one vacant position. Watermaster started the recruitment process for the Water Resources Professional position on March 16, 2016. After several candidates completed the interview process during the month of May, it was determined that a new recruitment process should begin. An updated recruitment advertisement was submitted to Brown & Caldwell and Water District Jobs on June 27, 2016. A group of new candidates have been selected and scheduled for interviews between August 22, 2016 and September 1, 2016. It is anticipated that the recruitment process could take an additional 30-45 days to complete the selection process, background verification, and hire the Water Resources professional.

LEGAL SERVICES

BROWNSTEIN HYATT FARBER SCHRECK EXPENSES

CURRENT MONTH – NOVEMBER 2016

As of November 30, 2016, the total (YTD) Watermaster Legal Services expenses (consolidating the three categories of Watermaster Administrative Legal Services, Pool/Advisory/Board Meeting legal expenses, and OBMP legal expenses) were \$5,420 or 1.4% above the (YTD) budgeted amount of \$396,831.

The Watermaster Legal Services budget was developed jointly by the Watermaster staff and Brownstein Hyatt Farber Schreck staff with specific assumptions regarding the tasks and legal activities that would occur during FY 2016/17. The total legal services budget was developed by multiplying the number of

hours that would be required to complete the specific tasks by the hourly rate. The "Approved" budget amount was adopted for the amount of \$871,426.

WATERMASTER ADMINISTRATIVE LEGAL SERVICES:

Overall, the Watermaster Administrative Legal Services expense (6070's) as of November 30, 2016, was \$40,418 or 38.8% above the budgeted amount of \$104,044. The specific items within the Administrative Legal Services expenses (6070's) which were under budget were the expenses for Court Coordination (6071) under budget by \$8,879 or 52.0%; Annotated Judgment (6072) under budget by \$12,432 or 99.1%; Interagency Issues (6074) under budget by \$12,750 or 100.0%; and the Party Status Maintenance (6077) under budget by \$11,956 or 100.0%. The specific items within the Administrative Legal Services expenses (6070's) which were over budget were the Personnel Matters (6073) over budget by \$36,136 or 103.2% as a direct result of ongoing legal activities related to the administrative hearing with CalPERS regarding the Alvarez issue; and the Miscellaneous Category expenses (6078) over budget by \$50,299 or 341.5%.

Personnel Matters: As reported during the previous monthly meetings, Watermaster's legal counsel filed an appeal with CalPERS regarding CalPERS original determination (from February 2013) which rejected the base salary of the former CEO, Desi Alvarez, with regards to his retirement pension benefit. There have been several filings of appeal and we are awaiting CalPERS determination. On December 9, 2013 CalPERS notified the attorneys of record that the CalPERS Legal Office received the case on November 22, 2013 and we would be notified when the case has been assigned to an attorney who will represent CalPERS regarding the appeal. On February 27, 2014 the case was assigned to Wesley E. Kennedy, Senior Staff Attorney for CalPERS. On July 17, 2014 a document request from CalPERS was received by Watermaster related to the pending case. On August 22, 2014 the specific documents were provided to CalPERS. On September 9, 2014 Watermaster received the Notice of Hearing from CalPERS and the hearing has been scheduled for March 11-13, 2015 at the Glendale CalPERS Regional office. On October 1, 2014 Watermaster received from CalPERS a discovery request for Case No. 2013-1113. On December 31, 2014 Brownstein Hyatt Farber Schreck provided the information to Mr. Kennedy of CalPERS as requested on October 1, 2014. On January 16, 2015 a Prehearing conference along with a Settlement conference was conducted in Los Angeles. On March 2, 2015 a Motion to Continue was granted and the new Administrative Hearing (OAH Case No. 2014080757) was scheduled for November 16-18, 2015 at the Glendale CalPERS Regional Office. On September 28, 2015 the attorney for Mr. Alvarez (Mr. Jensen), at the suggestion of Mr. Kennedy, requested a short continuance of the OAH hearing because CalPERS has scheduled a full Board hearing on the claims of one of Mr. Jensen's clients for January 14, 2016 which is right in the middle of the three-day hearing scheduled for Mr. Alvarez's case. On October 9, 2015, an Order Granting Continuance; Notice of New Hearing Dates was provided by the State of California, Department of General Services, Office of Administrative Hearings. The administrative hearing was rescheduled for January 4-6, 2016 at the Glendale CalPERS Regional Office. On October 14, 2015 a Notice of Case Reassignment was received from the CalPERS providing notice that OAH Case No. 2014080757 has been reassigned from attorney Wesley Kennedy to Preet Kaur, Staff Attorney. On November 20, 2015, a Request for Continuance was issued from CalPERS to reschedule the hearing to either the period of April 4 through April 6, 2016 or April 11 through April 15, 2016. On December 11, 2015, an Order Granting Continuance; Notice of New Hearing Dates was issued from the State of California, Department of General Services, Office of Administrative Hearings to reschedule the hearing to April 11-13, 2016. The Administrative Hearing was held on April 11-13, 2016 at the Glendale CalPERS Regional Office. A ruling was scheduled for issuance by the Administrative Judge in July 2016. On June 9, 2016 a request by the CalPERS attorney to extend the deadlines for filing the opening and response briefs was submitted to the Administrative Law Judge. On June 13, 2016 the request was granted and the order now states the opening briefs shall be filed and served no later than July 11, 2016. The response briefs were filed and served no later than August 8, 2016. On September 7, 2016 the Administrative Law Judge issued his proposed decision. The proposed decision by Judge Sawyer is as follows:

1. Concluded that Mr. Alvarez's Watermaster salary did not meet the requirements of a "publicly available pay schedule"

2. Concluded that Mr. Alvarez was employed and should receive service credit for his full year at Watermaster

On November 16, 2016, the CalPERS Board of Administration decided not to adopt the Administrative Law Judge's proposed decision in the Alvarez matter and instead set the matter for a Board hearing. This was pursuant to the recommendation of Board counsel, and there was no discussion as to the rationale nor any comments from Board members. For context, however, this was the only proposed ALJ decision out of the 30 on the Board's agenda that was set for hearing rather than adopted as proposed.

The Board considered 1) whether Mr. Alvarez's salary was pursuant to a "publicly available pay schedule," 2) whether a portion of Mr. Alvarez's salary constituted severance pay, and 3) whether that severance pay was "PERSible."

The hearing was scheduled for the Board of Administration's regular meeting on December 21, 2016 at 9:00 a.m. Pursuant to CalPERS rules, the respondents were collectively allowed a 10-minute oral argument and 5-minute rebuttal, and Watermaster and Alvarez would need to share this time. Counsel had an opportunity to submit a brief written argument along the lines of what was previously submitted for the last Board of Administration meeting. This document was due Friday, December 9, 2016.

During the Board of Administration meeting on December 21, 2016 the CalPERS Board ruled 1) Mr. Alvarez's salary was not pursuant to a "publicly available pay schedule," 2) a portion of Mr. Alvarez's salary did constitute severance pay, and 3) that severance pay was not "PERSible."

WATERMASTER POOLS, ADVISORY AND BOARD LEGAL SERVICES:

The Pools, Advisory Committee and the Board meeting legal expenses from BHFS are captured by month within the accounts (6275, 6375, 6375.1, 8375, 8475 and 8575). The legal service costs associated with the Board Workshop(s) are also included as part of this group. Overall, this category of legal expenses as of November 30, 2016 was \$11,254 or 12.1% below the budgeted amount of \$93,013. Normal Brownstein Hyatt Farber Schreck meeting attendance during any given month includes attendance at all three pool meetings, one Advisory Committee meeting and one Board meeting.

OBMP LEGAL SERVICES:

The OBMP legal expenses (accounts 6907.31 through 6907.90) were below the budget for the month. As of November 30, 2016 the category of OBMP legal expenses were \$23,744 or 11.9% below the budgeted amount of \$199,774. The majority of expenses within this OBMP category were under budget (YTD), however, the Santa Ana River Habitat legal expenses (6907.36) were over budget by \$889 or 100.0%; the Prado Basin Habitat Sustainability legal expenses (6907.41) were over budget by \$6,415 or 107.3%; and the Safe Yield Redetermination and Reset legal expenses (6907.42) were over budget by \$86,444 or 302.5%.

The table listed below summarizes the Brownstein Hyatt Farber Schreck (BHFS) expenses as of November 30, 2016 compared to the Year-To-Date (YTD) budget. Please be advised that the "\$ Over Budget" and the "% of Budget" columns are a comparison of the (YTD) Actual to the (YTD) Budget, not the 12-month Annual Budget. The 12-month Annual Budget column is presented only to provide the data in a full and complete format. The following details are provided:

	Jul '16 - Nov '16 Actual	Jul '16 - Nov '16 Budget	\$ Over Budget	% of Budget	FY 2016/17 Annual Budget
6070 · Watermaster Legal Services					
6071 · BHFS Legal - Court Coordination	8,184.04	17,063.00	-8,878.96	47.96%	40,950.00
6072 · BHFS Legal - Annotated Judgment	114.75	12,547.00	-12,432.25	0.92%	30,113.00
6073 · BHFS Legal - Personnel Matters	71,136.03	35,000.00	36,136.03	203.25%	35,000.00
6074 · BHFS Legal - Interagency Issues	0.00	12,750.00	-12,750.00	0.0%	30,600.00
6076 · BHFS Legal - Storage Issues	0.00	0.00	0.00	0.0%	0.00
6077 · BHFS Legal - Party Status Maintenance	0.00	11,956.00	-11,956.00	0.0%	28,700.00
6078 · BHFS Legal - Miscellaneous (Note 1)	65,027.32	14,728.00	50,299.32	441.52%	35,350.00
Total 6070 · Watermaster Legal Services	144,462.14	104,044.00	40,418.14	138.85%	200,713.00
6275 · BHFS Legal - Advisory Committee	7,635.30	8,500.00	-864.70	89.83%	18,700.00
6375 · BHFS Legal - Board Meeting	22,418.91	35,100.00	-12,681.09	63.87%	77,220.00
6375.1 · BHFS Legal - Board Workshop(s)	23,108.76	11,163.00	11,945.76	207.01%	11,163.00
8375 · BHFS Legal - Appropriative Pool	9,124.10	12,750.00	-3,625.90	71.56%	28,050.00
8475 · BHFS Legal - Agricultural Pool	10,501.10	12,750.00	-2,248.90	82.36%	28,050.00
8575 · BHFS Legal - Non-Ag Pool	8,971.10	12,750.00	-3,778.90	70.36%	28,050.00
Total BHFS Legal Services	81,759.27	93,013.00	-11,253.73	87.9%	191,233.00
6907.3 · WM Legal Counsel					
6907.31 · Archibald South Plume	0.00	10,206.00	-10,206.00	0.0%	24,500.00
6907.32 · Chino Airport Plume	0.00	10,206.00	-10,206.00	0.0%	24,500.00
6907.33 · Desalter/Hydraulic Control	0.00	11,956.00	-11,956.00	0.0%	28,700.00
6907.34 · Santa Ana River Water Rights	7,849.80	10,544.00	-2,694.20	74.45%	25,300.00
6907.36 · Santa Ana River Habitat	887.85	0.00	887.85	100.0%	0.00
6907.38 · Reg. Water Quality Cntrl Board	0.00	5,978.00	-5,978.00	0.0%	14,350.00
6907.39 · Recharge Master Plan	8,795.70	23,500.00	-14,704.30	37.43%	56,400.00
6907.40 · Storage Agreements	12,404.01	45,075.00	-32,670.99	27.52%	108,180.00
6907.41 · Prado Basin Habitat Sustainability	12,393.21	5,978.00	6,415.21	207.31%	14,350.00
6907.42 · Safe Yield Recalculation	115,025.00	28,581.00	86,444.00	402.45%	68,600.00
6907.44 · SGMA Compliance	18,674.20	35,456.00	-16,781.80	52.67%	85,100.00
6907.90 · WM Legal Counsel - Unanticipated	0.00	12,294.00	-12,294.00	0.0%	29,500.00
Total 6907 · WM Legal Counsel	176,029.77	199,774.00	-23,744.23	88.11%	479,480.00
Total Brownstein, Hyatt, Farber, Schreck Costs	402,251.18	396,831.00	5,420.18	101.37%	871,426.00

Note 1: The types of legal activities that have been charged against the "Miscellaneous" legal category account 6078 are as follows: (1) Correspondence and discussions with Watermaster staff regarding current issues/topics; (2) Correspondence with Watermaster staff regarding special projects (assessment package, replenishment obligations, annual report, audit report, business plan, etc.); (3) Brownstein's status review of ongoing Watermaster projects and issues; (4) Brownstein's update of the outstanding issues list; (5) Coordination of ongoing Watermaster projects; (6) Review of draft documents; (7) Review transfer documents; (8) Ground-Level Monitoring Committee reports/meetings; (9) Review process and criteria for SGMA reporting; (10) Review current California issued drought regulations; (11) Review and comment on Waters of the United States rule making; (12) Review and draft documents for basin boundary regulations; (13) September 13, 2016 Workshop on Watermaster committees and Board roles; (14) Chino Basin water bank discussions; and (15) Miscellaneous legal research on current and pending issues.

OBMP ENGINEERING SERVICES AND LEGAL COSTS

CURRENT MONTH – NOVEMBER 2016

Reviewing in total the OBMP Engineering Services and Legal Costs (consolidating the four categories of OBMP Watermaster Staff and SAWPA, OBMP Engineering Services, OBMP Legal Costs, and OBMP Other Expenses) for the five months ending November 30, 2016, the actual expenses of \$634,975 were below the budgeted amount of \$696,431 by \$61,456 or 8.8%. For a detailed discussion, the following is provided.

For November 30, 2016, the accounts 6901-6903 (Optimum Basin Mgmt Program) section was above the Year-To-Date (YTD) budget by \$6,834 or 19.8%. Watermaster utilizes an in-house database time and attendance system to record and document staff's actual hours worked and also allocates those hours to a specific project or activity. Watermaster staff time could be charged to Administrative, OBMP, or

Implementation Project categories. Recently, Watermaster staff spent slightly more time on specific OBMP related areas and less time on other related tasks. As a result, Watermaster staff allocated more actual time to the OBMP project as budgeted, which resulted in an over budget variance of \$1,919 or 9.1%. The remaining expense was the Santa Ana Watershed Project Authority (SAWPA) FY 2016/17 Basin Monitoring Program Task Force Contribution which was budgeted at \$13,500 but actual expenses were billed at \$18,415 which was above the budget by \$4,915 or 36.4% as of November 30, 2016.

For November 30, 2016, the accounts 6906 (Optimum Basin Mgmt Program Engineering Services) section was below the Year-To-Date (YTD) budget by \$43,183 or 9.4%. For FY 2016/17, the OBMP-Safe Yield Redetermination and Reset expenses (6906.73) did not have a budget amount authorized and for the month of November, there were no expenses charged to the OBMP-Safe Yield Redetermination and Reset account. The majority of expenses within this OBMP category were under budget (YTD), however, the accounts which were over budget were as follows: the OBMP-Watermaster Model Update expenses (6906.1) which were over budget by \$18,259 or 24.8%; the Water Rights Compliance Reporting Engineering Services expenses (6906.22) which were over budget by \$55 or 0.5%; the Compliance-SB88 and SWRCB Engineering Services expenses (6906.24) which were over budget by \$1,417 or 4.5%; the OBMP-Pool, Advisory, Board Meeting Engineering Services expenses (6906.31) which were over budget by \$13,242 or 33.1%; the OBMP-Other General Meetings Engineering Services expenses (6906.32) which were over budget by \$15,210 or 101.3%; the OBMP-Data Requests-CBWM Staff Engineering Services expenses (6906.71) which were over budget by \$69,663 or 183.4%; the OBMP-Data Requests-Non Watermaster Staff expenses (6906.72) which were over budget by \$8,882 or 68.0%; and the Preparation of the 38th/39th Annual Reports which were over budget by \$14,166 or 57.0%.

Within the category 6907 (Optimum Basin Mgmt Program Legal Fees) are the remaining Brownstein Hyatt Farber Schreck (BHFS) Watermaster's legal expenses. Within the legal expense category, some individual line item activities were above the budget by \$93,747 while some other line item activities were below the budget by \$117,491. Above the budget line items were the Santa Ana River Habitat expenses of \$888; the Prado Basin Habitat Sustainability expenses of \$6,415; and the Safe Yield Redetermination and Reset expenses of \$86,444. The individual legal projects/activities that were below budget for the Year-To-Date (YTD) period were the Archibald South Plume of \$10,206; the Chino Airport Plume of \$10,206; the Desalter/Hydraulic Control of \$11,956; the Santa Ana River Water Rights expenses of \$2,694; the Regional Water Quality Control Board of \$5,978; the Recharge Master Plan of \$14,704; Storage Agreements of \$32,671; the SGMA Compliance of \$16,782; and the WM Unanticipated legal expenses of \$12,294. For the five months ended November 30, 2016, the overall cumulative (YTD) budget was \$199,774 and the actual (BHFS) legal expenses totaled \$176,030 which resulted in an under budget variance of \$23,744 or 11.9%.

The OBMP Other Expenses (6909's) were below the budget for the month. These expenses are typically conference calls, meeting expenses, supplies, annual inspection fees, and other miscellaneous type expenses. As of November 30, 2016 this category of expenses was \$1,363 or 28.4% below the budgeted amount of \$4,794.

The WEI Support for IEUA expenses are categorized within the category (6910's). The individual general ledger accounts are as follows: IRP Groundwater Modeling-WEI expenses (6910.10); As Needed Support for Obtaining Grant Funding of RMPU Projects expenses (6910.11); Preparation of a Compliance Demonstration for Stormwater Recharge expenses (6910.12); Ground Water Velocity Field for the San Sevaime Improvement Project expenses (6910.13); Truing-Up the 2013 RMPU Estimates expenses (6910.14); and RMPU-MPI Analysis expenses (6910.20). These expenses are billed directly to IEUA on the following month once the payment has been issued to Wildermuth Environmental, Inc. per the agreement. As of November 30, 2016 this category of expenses was fully invoiced in the amount of \$172,883 to IEUA.

Overall, the Optimum Basin Management Program (OBMP) category was \$634,975 compared to a (YTD) budget of \$696,431 for an under budget of \$61,456 or 8.8% as of November 30, 2016.

The table listed below summarizes the Optimum Basin Management Program (OBMP) expenses as of November 30, 2016 compared to the Year-To-Date (YTD) budget. Please be advised that the "\$ Over Budget" and the "% of Budget" columns are a comparison of the (YTD) Actual to the (YTD) Budget, not the 12-month Annual Budget. The 12-month Annual Budget column is presented only to provide the data in a full and complete format. The following details are provided:

	Jul '16 - Nov '16 Actual	Jul '16 - Nov '16 Budget	\$ Over Budget	% of Budget	FY 2016/17 Annual Budget
6900 · Optimum Basin Mgmt Plan					
6901 · WM Staff Salaries	23,005.14	21,086.00	1,919.14	109.1%	50,114.00
6903 · OBMP SAWPA Group	18,415.00	13,500.00	4,915.00	136.41%	13,500.00
Total 6901-6903 · OBMP WM Staff/SAWPA	41,420.14	34,586.00	6,834.14	119.76%	63,614.00
6906 · OBMP Engineering Services					
6906.1 · OBMP - Watermaster Model Update	91,784.15	73,525.00	18,259.15	124.83%	176,460.00
6906.21 · State of the Basin Report	8,184.75	41,669.00	-33,484.25	19.64%	100,000.00
6906.22 · Water Rights Compliance Reporting	10,599.60	10,545.00	54.60	100.52%	25,308.00
6906.23 · SGMA Reporting Requirements	8,304.63	11,681.00	-3,376.37	71.1%	28,040.00
6906.24 · Compliance - SB88 and SWRCB	32,666.76	31,250.00	1,416.76	104.53%	75,000.00
6906.25 · Initial Assessment - Section 4.5-SYRA	0.00	89,056.00	-89,056.00	0.0%	213,740.00
6906.31 · OBMP - Pool, Advisory, Board Mtgs.	53,288.85	40,047.00	13,241.85	133.07%	96,114.00
6906.32 · OBMP - Other General Meetings	30,227.08	15,017.00	15,210.08	201.29%	36,045.00
6906.71 · OBMP - Data Requests - CBWM Staff	107,646.76	37,984.00	69,662.76	283.4%	91,156.00
6906.72 · OBMP - Data Requests - Non CBWM	21,946.05	13,064.00	8,882.05	167.99%	31,348.00
6906.73 · OBMP - Safe Yield Recalculation	0.00	0.00	0.00	0.0%	0.00
6906.74 · OBMP - Mat'l Phy. Injury Requests	0.00	29,169.00	-29,169.00	0.0%	70,000.00
6906.75 · OBMP - Recharge Master Plan	0.00	0.00	0.00	0.0%	0.00
6906.81 · Prepare 38th/39th Annual Reports	39,036.34	24,870.00	14,166.34	156.96%	59,688.00
6906.82 · Support for Assessment Package	0.00	27,500.00	-27,500.00	0.0%	66,000.00
6906 · OBMP Engineering Services - Other	10,409.40	11,900.00	-1,490.60	87.47%	28,560.00
Total 6906 · OBMP Engineering Services	414,094.37	457,277.00	-43,182.63	90.56%	1,097,459.00
6907 · OBMP Legal Fees					
6907.3 · WM Legal Counsel					
6907.31 · Archibald South Plume	0.00	10,206.00	-10,206.00	0.0%	24,500.00
6907.32 · Chino Airport Plume	0.00	10,206.00	-10,206.00	0.0%	24,500.00
6907.33 · Desalter/Hydraulic Control	0.00	11,956.00	-11,956.00	0.0%	28,700.00
6907.34 · Santa Ana River Water Rights	7,849.80	10,544.00	-2,694.20	74.45%	25,300.00
6907.36 · Santa Ana River Habitat	887.85	0.00	887.85	100.0%	0.00
6907.38 · Reg. Water Quality Cntrl Board	0.00	5,978.00	-5,978.00	0.0%	14,350.00
6907.39 · Recharge Master Plan	8,795.70	23,500.00	-14,704.30	37.43%	56,400.00
6907.40 · Storage Agreements	12,404.01	45,075.00	-32,670.99	27.52%	108,180.00
6907.41 · Prado Basin Habitat Sustainability	12,393.21	5,978.00	6,415.21	207.31%	14,350.00
6907.42 · Safe Yield Recalculation	115,025.00	28,581.00	86,444.00	402.45%	68,600.00
6907.44 · SGMA Compliance	18,674.20	35,456.00	-16,781.80	52.67%	85,100.00
6907.90 · WM Legal Counsel - Unanticipated	0.00	12,294.00	-12,294.00	0.0%	29,500.00
Total 6907 · WM Legal Counsel	176,029.77	199,774.00	-23,744.23	88.11%	479,480.00
Total 6907 · OBMP Legal Fees	176,029.77	199,774.00	-23,744.23	88.11%	479,480.00
6909 · OBMP Other Expenses					
6909.1 · OBMP Meetings	1,360.73	625.00	735.73	217.72%	1,500.00
6909.3 · Other OBMP Expenses	0.00	0.00	0.00	0.0%	2,000.00
6909.6 · OBMP Expenses - Miscellaneous	2,070.00	4,169.00	-2,099.00	49.65%	10,000.00
Total 6909 · OBMP Other Expenses	3,430.73	4,794.00	-1,363.27	71.56%	13,500.00
6910 · WEI Support for IEUA					
6910.10 · IRP Groundwater Modeling - WEI	0.00	0.00	0.00	0.0%	0.00
6910.11 · WEI Support-Grant Funding-RMPU	5,002.23	0.00	5,002.23	100.0%	0.00
6910.12 · WEI Support-Stormwater Recharge	0.00	0.00	0.00	0.0%	0.00
6910.13 · IEUA-San Sevaime Improvement Project	792.00	0.00	792.00	100.0%	0.00
6910.14 · Truing-Up 2013 RMPU Estimates	85,058.70	0.00	85,058.70	100.0%	0.00
6910.20 · RMPU-MPI Analysis	82,029.90	0.00	82,029.90	100.0%	0.00
6910.50 · WEI Support for IEUA-Billings	-172,882.83	0.00	-172,882.83	100.0%	0.00
Total 6910 · WEI Support for IEUA	0.00	0.00	0.00	0.0%	0.00
Total 6900 · Optimum Basin Mgmt Plan	634,975.01	696,431.00	-61,455.99	91.18%	1,654,053.00

ENGINEERING SERVICES - OBMP IMPLEMENTATION PROJECTS COSTS
WILDERMUTH ENVIRONMENTAL, INC.

CURRENT MONTH – NOVEMBER 2016

As of November 30, 2016, the total (YTD) Engineering Services expenses were \$456,173 or 30.7% below the (YTD) budget amount of \$1,486,303. The OBMP Implementation Projects (consolidated accounts 7100's – 7700's) were all under budget as of November 30, 2016.

Wildermuth Environmental, Inc. provides Watermaster an Estimated Cost at Completion (ECAC) report each quarter. The purpose of this ECAC report is to update Watermaster on whether or not the Engineering Services budget will be above or below budget at the end of the fiscal year. If the Engineering Services budget is expected to be above budget at fiscal year-end, a Budget Amendment or Budget Transfer Form would need to be approved to ensure funding.

The first ECAC report for the current fiscal year has been provided for the period ending September 30, 2016 and shows a projected over budget at fiscal year-end June 30, 2017 of \$35,859. The majority of the budget overage is projected in OBMP Engineering (6906's) and OBMP-Engineering Services-MZ1 (7402). There are also some activities that are projected to be under budget at fiscal year-end. To see the complete July 1, 2016 through September 30, 2016 ECAC report, click on the following link:

<http://www.cbwm.org/FTP/ECAC%20Reports/2016-17%201st%20Quarter%20Review%20and%20ECAC-070116%20to%20093016.pdf>

Watermaster does not plan to present any Budget Transfers or Budget Amendments at this time.

The second ECAC report is scheduled to be issued in mid-February 2017 for the period July 2016 through December 2016.

The table listed below summarized the Year-To-Date (YTD) Actual Wildermuth Environmental, Inc., (WEI) and other Engineering costs compared to the Year-To-Date (YTD) Budget as of November 30, 2016. Please be advised that the "\$ Over Budget" and the "% of Budget" columns are a comparison of the (YTD) Actual to the (YTD) Budget, not the 12-month Annual Budget. The 12-month Annual Budget column is presented only to provide the data in a full and complete format. The following details are provided:

	Jul '16 - Nov '16 Actual	Jul '16 - Nov '16 Budget	\$ Over Budget	% of Budget	FY 2016/17 Annual Budget
6906 · OBMP Engineering Services - Other	10,409.40	11,900.00	-1,490.60	87.47%	28,560.00
6906.1 · OBMP - Watermaster Model Update	91,748.15	73,525.00	18,223.15	124.79%	176,460.00
6906.21 · State of the Basin Report	8,184.75	41,669.00	-33,484.25	19.64%	100,000.00
6906.22 · Water Rights Compliance Reporting	10,599.60	10,545.00	54.60	100.52%	25,308.00
6906.23 · SGMA Reporting Requirements	8,304.63	11,681.00	-3,376.37	71.1%	28,040.00
6906.24 · Compliance - SB88 and SWRCB	32,666.76	31,250.00	1,416.76	104.53%	75,000.00
6906.25 · Initial Assessment - Section 4.5-SYRA	0.00	89,056.00	-89,056.00	0.0%	213,740.00
6906.31 · OBMP - Pool, Advisory, Board Mtgs.	53,288.85	40,047.00	13,241.85	133.07%	96,114.00
6906.32 · OBMP - Other General Meetings	30,227.08	15,017.00	15,210.08	201.29%	36,045.00
6906.71 · OBMP - Data Requests - CBWM Staff	107,646.76	37,984.00	69,662.76	283.4%	91,156.00
6906.72 · OBMP - Data Requests - Non CBWM	21,946.05	13,064.00	8,882.05	167.99%	31,348.00
6906.74 · OBMP - Mat'l Physical Injury Requests	0.00	29,169.00	-29,169.00	0.0%	70,000.00
6906.81 · Prepare 38th/39th Annual Reports	39,036.34	24,870.00	14,166.34	156.96%	59,688.00
6906.82 · Support for Assessment Package	0.00	27,500.00	-27,500.00	0.0%	66,000.00
7103.3 · Grdwtr Qual-Engineering	54,428.20	62,983.00	-8,554.80	86.42%	129,555.00
7103.5 · Grdwtr Qual-Lab Svcs	33,262.66	39,205.00	-5,942.34	84.84%	39,205.00
7104.3 · Grdwtr Level-Engineering	71,117.47	80,278.00	-9,160.53	88.59%	192,667.00
7104.8 · Grdwtr Level-Contracted Services	0.00	4,169.00	-4,169.00	0.0%	10,000.00
7104.9 · Grdwtr Level-Capital Equipment	0.00	2,919.00	-2,919.00	0.0%	7,000.00
7107.2 · Grd Level-Engineering	15,953.78	21,894.00	-5,940.22	72.87%	52,540.00
7107.3 · Grd Level-SAR Imagery	12,000.00	21,250.00	-9,250.00	56.47%	85,000.00
7107.6 · Grd Level-Contract Svcs	0.00	41,747.00	-41,747.00	0.0%	100,197.00
7107.8 · Grd Level-Capital Equipment	0.00	1,456.00	-1,456.00	0.0%	3,500.00
7108.3 · Hydraulic Control-Engineering	14,174.96	24,003.00	-9,828.04	59.06%	57,607.00
7108.31 · Hydraulic Control-PBHSP	144,751.16	127,432.00	17,319.16	113.59%	288,936.00
7108.32 · Hydraulic Control-Adaptive Mgmt Plan	0.00	50,000.00	-50,000.00	0.0%	50,000.00
7108.4 · Hydraulic Control-Lab Svcs	4,464.00	10,451.00	-5,987.00	42.71%	25,081.00
7108.41 · Hydraulic Control-PBHSP	11,304.00	20,509.00	-9,205.00	55.12%	49,216.00
7108.6 · Hydraulic Control-Outside Professionals	0.00	27,081.00	-27,081.00	0.0%	65,000.00
7109.3 · Recharge & Well - Engineering	4,251.50	9,717.00	-5,465.50	0.0%	23,318.00
7202.2 · Comp Recharge-Engineering Services	45,065.71	67,090.00	-22,024.29	67.17%	161,016.00
7303 · PE3&5-Engineering - Other	0.00	3,950.00	-3,950.00	0.0%	9,480.00
7402 · PE4-Engineering	48,961.14	40,836.00	8,125.14	119.9%	88,212.00
7402.10 · PE4-MZ1 Pomona Project	139,718.04	301,085.00	-161,366.96	46.41%	362,104.00
7403 · PE4-Contract Svcs	0.00	25,000.00	-25,000.00	0.0%	60,000.00
7502 · PE6&7-Engineering	8,147.40	18,100.00	-9,952.60	45.01%	43,440.00
7602 · PE8&9-Engineering	8,471.44	27,871.00	-19,399.56	30.4%	66,896.00
Total Engineering Services Costs	1,030,129.83	1,486,303.00	-456,173.17	69.31%	3,067,429.00 *

* Wildermuth and Subcontractor Engineering Budget of \$2,740,852 plus Carryover Funds from FY 2015/16 of \$326,577 = \$3,067,429
Carryover Funds from FY 2015/16 of \$326,577 = \$12,072 (7108.31); \$50,000 (7108.32); \$7,000 (7402); and \$257,505 (7402.10)

PREVIOUSLY REPORTED ACTIONS (Descending Order)

October 2016:

Wildermuth Environmental, Inc. provides Watermaster an Estimated Cost at Completion (ECAC) report each quarter. The purpose of this ECAC report is to update Watermaster on whether or not the Engineering Services budget will be above or below budget at the end of the fiscal year. If the Engineering Services budget is expected to be above budget at fiscal year-end, a Budget Amendment or Budget Transfer Form would need to be approved to ensure funding.

The first ECAC report for the current fiscal year has been provided for the period ending September 30, 2016 and shows a projected over budget at fiscal year-end June 30, 2017 of \$35,859. The majority of the budget overage is projected in OBMP Engineering (6906's) and OBMP-Engineering Services-MZ1 (7402). There are also some activities that are projected to be under budget at fiscal year-end. Watermaster does not plan to present any Budget Transfers or Budget Amendments at this time.

The second ECAC report is scheduled to be issued in mid-February 2017 for the period July 2016 through December 2016.

Attachment 1a
Chino Basin Watermaster: Invoice Projections for Engineering Tasks for Fiscal Year 2016/17
As of September 30, 2016

Acct #	Description	Original Budget	Revised Budget	Billed Jul-16	Billed Aug-16	Billed Sep-16	Projected Oct-16	Projected Nov-16	Projected Dec-16	Projected Jan-17
6906	OBMP Engineering	\$ 820,999	\$ 820,999	\$ 79,112	\$ 84,890	\$ 91,041	\$ 89,694	\$ 75,671	\$ 43,233	\$ 66,071
6906.1	OBMP - Watermaster Model Applications	176,460	176,460	2,359	23,757	10,948	27,000	14,050	14,050	14,050
6906.21	State of the Basin Report	100,000	100,000	-	-	-	-	12,000	8,000	20,000
7103.3	GW Quality - Engineering Services	129,555	129,555	16,738	14,493	14,423	2,871	4,350	9,500	10,803
7103.5	GW Quality - Laboratory Services	39,205	39,205	1,346	10,623	6,968	848	7,500	8,500	3,420
7104.3	GW Level - Engineering Services	192,667	192,667	8,788	23,979	10,748	7,555	19,185	16,385	18,785
7104.8	GW Level - Contract Services	10,000	10,000	-	-	-	-	-	-	-
7104.9	GW Level - Capital Services	7,000	7,000	-	1,232	474	1,800	5	-	-
7107.2	Ground Level - Engineering Services	84,492	84,492	4,591	2,880	1,440	4,180	2,500	10,700	13,293
7107.3	Ground Level - SAR Imagery	85,000	85,000	-	-	-	12,000	-	-	17,000
7107.6	Ground Level - Contract Services	68,245	68,245	-	-	-	-	202	15,300	30,300
7107.8	Ground Level - Capital Equipment	3,500	3,500	-	-	-	-	-	2,000	-
7108.3	HCMP - Engineering Services	57,607	57,607	2,052	7,996	1,668	2,459	200	100	3,874
7108.4	HCMP - Lab Services	25,081	25,081	2,032	13,408	-	2,432	-	-	2,032
7108.31	HCMP - Eng. Serv. - PBHSP	276,864	288,936	-	30,350	20,176	24,700	23,650	45,056	41,755
7108.32	HCMP - Adaptive Management Plan	-	50,000	-	6,981	6,966	4,500	18,650	14,956	-
7108.41	HCMP - Lab. Serv. - PBHSP	49,216	49,216	-	-	11,304	-	-	12,304	-
7108.6	HCMP - Eng. Serv. - PBHSP - Outside Pro	65,000	65,000	-	-	40,000	-	6,600	-	-
7109.3	Recharge & Well Monitoring - Engineering Serv.	23,318	23,318	-	2,171	-	-	2,700	-	-
7202.2	Comp Recharge - Engineering Services	161,016	161,016	17,889	7,199	3,298	9,898	12,208	12,208	16,114
7303	OBMP - Engineering Services - Desalters	9,480	9,480	-	-	-	250	1,150	1,150	1,150
7402	OBMP - Engineering Services - MZ1	111,212	118,212	10,405	14,026	21,782	1,600	9,600	9,600	600
7402.1	OBMP - Engineering Services - Northwest MZ1	104,599	362,104	11,553	27,005	24,485	53,303	44,000	40,750	40,250
7403	OBMP - Contract Services - MZ1	30,000	30,000	500	-	-	-	15,000	9,500	-
7502	OBMP - Engineering Services - WQC	43,440	43,440	1,405	-	1,274	4,500	3,620	3,620	3,620
7602	OBMP - Engineering Services - Storage	66,896	66,896	-	1,579	5,374	1,500	7,305	7,305	7,305
Totals		\$ 2,740,852	\$ 3,067,429	\$ 158,769	\$ 272,569	\$ 272,370	\$ 251,090	\$ 279,947	\$ 284,218	\$ 310,422

11/14/2016--1:20 PM
2016-17CBWM_Invoice_Summary_JSMB_20161018--Projection Summary



Attachment 1a
Chino Basin Watermaster: Invoice Projections for Engineering Tasks for Fiscal Year 2016/17
As of September 30, 2016

Acct #	Description	Projected Feb-17	Projected Mar-17	Projected Apr-17	Projected May-17	Projected Jun-17	Total Projected	Under / (Over) Rev. Budget	YTD % Billed Rev. Budget	Projected % Rev. Budget
6906	OBMP Engineering	\$ 62,162	\$ 85,531	\$ 68,171	\$ 67,771	\$ 64,171	\$ 877,419	\$ (56,420)	31%	107%
6906.1	OBMP - Watermaster Model Applications	14,050	14,050	14,050	14,050	14,050	176,460	-	21%	100%
6906.21	State of the Basin Report	20,000	20,000	20,000	-	-	100,000	-	0%	100%
7103.3	GW Quality - Engineering Services	18,200	12,110	4,386	-	15,000	122,874	6,681	35%	95%
7103.5	GW Quality - Laboratory Services	-	-	-	-	-	39,205	-	48%	100%
7104.3	GW Level - Engineering Services	17,353	13,603	19,853	17,603	15,260	189,100	3,567	23%	98%
7104.8	GW Level - Contract Services	-	-	-	10,000	-	10,000	-	0%	100%
7104.9	GW Level - Capital Services	-	-	-	-	5,200	8,712	(1,712)	24%	124%
7107.2	Ground Level - Engineering Services	4,700	20,148	16,793	1,500	1,500	84,224	268	11%	100%
7107.3	Ground Level - SAR Imagery	-	56,000	-	-	-	85,000	-	0%	100%
7107.6	Ground Level - Contract Services	300	19,949	300	300	1,596	68,245	-	0%	100%
7107.8	Ground Level - Capital Equipment	-	1,000	-	-	-	3,000	500	0%	86%
7108.3	HCMP - Engineering Services	12,190	14,990	11,813	730	1,026	59,098	(1,491)	20%	103%
7108.4	HCMP - Lab Services	-	-	2,032	-	-	21,936	3,145	62%	87%
7108.31	HCMP - Eng. Serv. - PBHSP	31,030	30,086	12,713	13,441	14,602	287,459	1,477	17%	99%
7108.32	HCMP - Adaptive Management Plan	-	-	-	-	-	52,052	(2,052)	28%	104%
7108.41	HCMP - Lab. Serv. - PBHSP	-	12,304	-	-	12,304	48,216	1,000	23%	98%
7108.6	HCMP - Eng. Serv. - PBHSP - Outside Pro	-	-	-	-	-	46,600	18,400	62%	72%
7109.3	Recharge & Well Monitoring - Engineering Serv.	3,200	-	-	9,000	5,118	22,169	1,129	9%	95%
7202.2	Comp Recharge - Engineering Services	16,114	16,114	16,114	16,114	16,114	159,386	1,630	18%	99%
7303	OBMP - Engineering Services - Desalters	1,150	1,150	1,150	1,150	1,150	9,450	30	0%	100%
7402	OBMP - Engineering Services - MZ1	13,000	23,000	7,750	12,558	19,100	143,021	(24,809)	39%	121%
7402.1	OBMP - Engineering Services - Northwest MZ1	20,750	23,790	39,750	14,000	15,591	355,227	6,877	17%	98%
7403	OBMP - Contract Services - MZ1	-	-	5,000	-	-	30,000	-	2%	100%
7502	OBMP - Engineering Services - WQC	3,620	3,620	3,620	5,000	3,620	37,519	5,821	6%	86%
7602	OBMP - Engineering Services - Storage	7,305	7,305	7,305	7,305	7,305	66,896	(0)	10%	100%
Totals		\$ 245,124	\$ 374,750	\$ 250,800	\$ 190,522	\$ 212,708	\$ 3,103,288	\$ (35,859)	80%	101%

Note: Billed includes MWH Laboratory invoices paid directly by Watermaster.

11/14/2016--1:20 PM
2016-17CBWM_Invoice_Summary_JSMB_20161018--Projection Summary



July 2016:

The approved "Original" Engineering Services budget of \$2,740,852 was increased by "Carry Over" funding in the amount of \$326,577 to the "Amended" amount of \$3,067,429 for FY 2016/17 as provided in the Engineering Services Task Order. All of the "Carry Over" funding is for projects or activities that have bridged previous fiscal years and are expected to be completed in the FY 2016/17 timeframe or future years. The Carry-Over amount of \$326,577 from FY 2015/16 to the FY 2016/17 budget are provided in detail as follows:

1. The ongoing Adaptive Management Plan for the Prado Basin Habitat Sustainability Program in connection with the vegetation monitoring database in HydroDaVE (account 7108.31 in the amount of \$12,072). This work was originally scoped for FY 2015/16 but was not performed because the Adaptive Management Plan was not finalized and adopted by Watermaster in FY 2015/16.
2. Preparation of the Final PBHSP Adaptive Management Plan and the 2016 PBHSP Annual Report (account 7108.32 in the amount of \$50,000). The Adaptive Management Plan for the PBHSP was not finalized during FY 2015/16 and as a result, the initial Annual Report was not completed. The scope for preparing the 2016 Annual Report in FY 2016/17 was based on the assumption that the initial 2015 Annual Report of the PBHSP would have already been completed.
3. The finalization of the 2015 Annual Report of the Ground-Level Monitoring Committee (account 7402 in the amount of \$7,000). The Annual Report has been delayed primarily because the InSAR and ground-level survey data were delivered in March, which delayed the report and completion. The report will be finalized in FY 2016/17.

4. Three separate subtasks for the effort to develop a Subsistence Management Plan for the Northwest MZ-1 Area which is a 5-6 year effort (account 7402.1 in the amount of \$257,505) which will be performed in sequential phases. Some of the early phases of the work have been delayed for various reasons (e.g. delays in initiation of the monitoring program because of difficulties in coordination with well owners). These delays push some of the work that was expected to be completed in FY 2015/16 to FY 2016/17, including subtasks associated with setup and initiation of the monitoring program, siting of extensometers, modeling, and reporting.

The breakdown of the total Task Order amount of \$2,740,852 includes direct labor costs for Wildermuth Environmental, Inc. (82.6%) along with other direct charges such as equipment rental, laboratory fees, travel costs, reproduction costs, and outside professional services (17.4%).

PRADO BASIN HABITAT SUSTAINABILITY PROGRAM

The Prado Basin Habitat Sustainability Program came about as a result of the Peace II Agreement SEIR mitigation measure 4.4-3 and was adopted by IEUA's Board in October, 2010. The purpose of the mitigation measure is to ensure that the Prado Basin riparian habitat will not be impacted by Hydraulic Control. The basic program tasks are to convene a committee that will develop this adaptive management plan, to install necessary monitoring wells, to complete vegetation and aerial surveys, and to implement photo station monitoring. In terms of the financial aspects of this program, there is a cost sharing agreement, which was approved by the Watermaster Board in September, 2012 for a total budget of \$440,000. The cost sharing agreement between IEUA and Watermaster was increased from \$220,000 to \$300,000 effective August 22, 2013 with the approval of the Watermaster Board. The increase from \$220,000 to \$300,000 was to reflect a change in the consultant preparing the Adaptive Management Plan. On August 25, 2016, the cost sharing agreement between IEUA and Watermaster was increased from \$300,000 to \$385,000 (\$770,000 x 50% = \$385,000) with the approval of the Watermaster Board. A number of issues associated with the drilling of the monitoring wells (unavailable locations requiring negotiation of new easements, nesting season limitations, etc.), increased the cost of the construction of the 16 wells. The majority of the additional costs were due to extended construction management, additional easement fees, and environmental reporting for the pre- and during construction time period. The associated increase in cost was \$170,000, changing the total amount from \$600,000 to \$770,000.

This is a 50/50 cost sharing agreement between Watermaster and IEUA with a not to exceed amount of \$385,000 for each party. Included in that cost is hiring a consultant to develop the adaptive management plan, WEI performing the project management tasks related to the monitoring well installation, hiring a contractor to construct and install up to seventeen monitoring wells at nine separate sites, and United States Bureau of Reclamation performing vegetation monitoring every three years. Grants have been applied for to offset the cost of this program; however, the Grants were not approved.

The process of invoicing IEUA for their 50% portion of the (WEI) invoices will be completed by Watermaster staff at the end of every quarter. The information listed below is provided for the period of May 1, 2012 through November 30, 2016:

	Wildermuth Environmental, Inc.	50% Billing "TO" IEUA	50% Billing "FROM" IEUA	Costs For Watermaster	Watermaster Staff "Hours"	Watermaster Staff "Costs"
May 2012 - Jun. 2012	\$ 11,143.75	\$ (5,571.88)	\$ -	\$ 5,571.88	4.00	\$ 411.38
Jul. 2012 - Jun. 2013	\$ 120,945.28	\$ (60,472.64)	\$ 6,275.92	\$ 66,748.56	73.00	\$ 7,837.27
Jul. 2013 - Jun. 2014	\$ 21,722.09	\$ (10,861.05)	\$ 474.09	\$ 11,335.14	56.00	\$ 5,719.30
Jul. 2014 - Jun. 2015	\$ 198,138.44	\$ (99,069.22)	\$ -	\$ 99,069.22	9.00	\$ 1,141.63
Jul. 2015 - Jun. 2016	\$ -	\$ -	\$ -	\$ -	30.00	\$ 3,587.65
Jul. 2016 - Nov. 2016	\$ -	\$ -	\$ -	\$ -	11.00	\$ 1,834.56
Totals	\$ 351,949.56	\$ (175,974.78)	\$ 6,750.01	\$ 182,724.79	183.00	\$ 20,531.79
	7108.7	7108.71, 7108.72	7108.75			7108.11

OTHER INCOME AND EXPENSE

There were no other significant items to report within the category of Other Income and Expenses for the month ending November 30, 2016.

PREVIOUSLY REPORTED ACTIONS (Descending Order)

July 2016:

Per section VI.D.3 of the Groundwater Storage Program Funding Agreement No. 49960 in the Chino Basin with The Metropolitan Water District of Southern California, the FY 2016/17 annual administrative fee invoice was issued on July 31, 2016 in the amount of \$159,631.04 under invoice number DYY 16-01.

"CARRY OVER" FUNDING

BACKGROUND OF "CARRY OVER" FUNDING

Once the FY 2015/16 period as of June 30, 2016 was closed, the amount of unfinished capital projects and related engineering costs was calculated and the "Carry Over" funding amount was added to the current FY 2016/17 budget. The Total "Carry Over" funding amount of \$2,630,337.45 was posted to the accounts as of July 1, 2016. The total amount of \$2,630,337.45 consisted of \$2,264,522.96 from Capital Improvement Projects; \$326,577.00 from Engineering Services; \$29,285.99 from the Chino Hills ASR Project; and \$9,951.50 from the Administration budget for completion of the Annual Reports.

CURRENT MONTH – NOVEMBER 2016

As of November 30, 2016, the total (YTD) amount remaining of the "Carried Over" funding is \$2,179,217.70 ($\$2,630,337.45 - \$451,119.75 = \$2,179,217.70$). The following details are provided:

"Carried Over" Expenses At June 30, 2016

			GL Account		
Printing - Annual Report	\$ 5,000.00	A	6045	FY 2015/16	ADM
Rauch Communication Consultants - Annual Report	\$ 4,951.50	B	6061.3	FY 2015/16	ADM
Chino Hills ASR Project	\$ 29,285.99	C	7107.62	FY 2013/14	ASR
Hydraulic Control Engineering - PBHSP	\$ 12,072.00	D	7108.31 ¹	FY 2015/16	ENG
Hydraulic Control Monitoring - Adaptive Mgmt Plan	\$ 50,000.00	E	7108.32 ²	FY 2015/16	ENG
PE4 - Engineering Services	\$ 7,000.00	F	7402 ³	FY 2015/16	ENG
PE4 - Northwest MZ-1 Area Project	\$ 257,505.00	G	7402.1 ⁴	FY 2015/16	ENG
Jurupa Pumping Station (TO #5)	\$ 37,981.33	H	7209.1 ⁵	FY 2013/14	PROJ
Wineville Basin Proof of Concept (TO #6)	\$ 35,397.53	I	7209.2 ⁵	FY 2013/14	PROJ
Hickory Basin Recharge Improvement Project	\$ 3,877.00	J	7690.3 ⁵	FY 2013/14	PROJ
RMPU Amendment (TO #1)	\$ 467,269.61	K	7690.15	FY 2015/16	PROJ
San Sevaine Recharge Improvement Project (TO #8)	\$ 58,683.31	L	7690.4	FY 2013/14	PROJ
San Sevaine Recharge Improvement Project (TO #8)	\$ 175,000.00	L	7690.4	FY 2014/15	PROJ
San Sevaine Recharge Improvement Project (TO #8)	\$ 1,126,900.00	L	7690.4	FY 2015/16	PROJ
CB20 Turnout Noise Abatement Project	\$ 859.80	M	7690.5 ⁵	FY 2013/14	PROJ
GWR SCADA Upgrades (TO #4)	\$ 279,343.47	N	7690.61	FY 2014/15	PROJ
GWR SCADA Upgrades (TO #4)	\$ 38,675.00	N	7690.61	FY 2015/16	PROJ
Upper Santa Ana River HCP (TO #7)	\$ 32,836.88	O	7690.7	FY 2014/15	PROJ
Upper Santa Ana River HCP (TO #7)	\$ 5,000.00	O	7690.7	FY 2015/16	PROJ
Lower Day Basin RMPU (TO #2)	\$ 2,699.03	P	7690.8	FY 2014/15	PROJ
Total Balance, June 30, 2016	\$ 2,630,337.45				

"Carried Over" Balance, July 1, 2016 \$ 2,630,337.45

Less: (Invoices Received To Date FY 2016/17)

Printing - Annual Report	\$ (5,000.00)	A	6045	FY 2015/16	ADM
Rauch Communication Consultants - Annual Report	\$ (4,951.50)	B	6061.3	FY 2015/16	ADM
Hydraulic Control Engineering - PBHSP	\$ (12,072.00)	D	7108.31 ¹	FY 2015/16	ENG
Hydraulic Control Monitoring - Adaptive Mgmt Plan	\$ (6,981.00)	E	7108.32 ²	FY 2015/16	ENG
PE4 - Engineering Services	\$ (7,000.00)	F	7402 ³	FY 2015/16	ENG
PE4 - Northwest MZ-1 Area Project	\$ (139,718.04)	G	7402.1 ⁴	FY 2015/16	ENG
RMPU Amendment (TO #1)	\$ (164,824.65)	K	7690.15	FY 2015/16	PROJ
San Sevaine Recharge Improvement Project (TO #8)	\$ (58,916.60)	L	7690.4	FY 2013/14	PROJ
GWR SCADA Upgrades (TO #4)	\$ (48,956.93)	N	7690.61	FY 2014/15	PROJ
Lower Day Basin RMPU (TO #2)	\$ (2,699.03)	P	7690.8	FY 2014/15	PROJ
Updated Balance as of November 30, 2016	\$ 2,179,217.70				

¹ Preparation of a vegetation monitoring database in HydroDaVE pursuant to the Adaptive Management Plan for the PBHSP

² Preparation of the Final PBHSP Adaptive Management Plan and the 2016 PBHSP Annual Report

³ Finalization of the 2015 Annual Report of the Ground-Level Monitoring Committee

⁴ Carryover budget for three separate subtasks to develop a Subsidence Management Plan for the Northwest MZ-1 Area

⁵ Project completed and funds are available for reallocation to another project, distribution to Appropriative Pool, or maintain as extra funding

ANNUAL REPORTS:

Unspent funds of \$9,951.50 related to the ongoing Annual Reports for development, production, and printing from the Administrative budget from FY 2015/16 from two accounts were "Carried Over" into the current FY 2016/17 budget. These funds were from the Printing-Annual Report [A] in the amount of

\$5,000 in account (6045); and Rauch Communication Consultants-Annual Report [B] in the amount of \$4,951.50 in account (6061.3).

CHINO HILLS ASR:

The ongoing Chino Hills ASR Project [C] continues into FY 2016/17 and previous years funding of \$29,285.99 has been carried over into account (7107.62).

ENGINEERING SERVICES:

Unspent funds related to ongoing projects and associated activities from the Engineering Services budget from FY 2015/16 in several accounts totaling \$326,577 were "Carried Over" into the current FY 2016/17 budget. These funds were from the Hydraulic Control Monitoring-Engineering-PBHSP [D] in the amount of \$12,072 in account (7108.31); Hydraulic Control Monitoring-Adaptive Management Plan [E] in the amount of \$50,000 in account (7108.32); PE4-Engineering Services [F] in the amount of \$7,000 in account (7402); and PE4-Northwest MZ-1 Area Project [G] in the amount of \$257,505 in account (7402.10).

COMPLETED PROJECTS WITH FUNDING AVAILABLE:

Several projects were completed during FY 2014/15 and have remaining funds available to be either (1) transferred to other project(s) that need additional funding, (2) keep amounts on reserve for future Capital Improvement Projects, or (3) refunded back to the Appropriative Pool when the Assessment package is invoiced. The funding amounts available are as follows: Jurupa Pumping Station [H] in the amount of \$37,981.33 (account 7209.1); Wineville Basin Proof of Concept [I] in the amount of \$35,397.53 (account 7209.2); and Hickory Basin Recharge Improvement Project [J] in the amount of \$3,877.00 (account 7690.3). One project was completed during FY 2015/16 and has funds available. This project is the CB20 Turnout Noise Abatement Project [M] in the amount of \$859.80 (account 7690.5). The total amount available is \$78,115.66 (\$37,981.33 + \$35,397.53 + \$3,877.00 + \$859.80 = \$78,115.66).

ONGOING RECHARGE IMPROVEMENT PROJECTS:

The RMPU Amendment-Task Order #1 [K] has a remaining budget from FY 2015/16 of \$467,269.61 in account (7690.15); the San Sevaine Recharge Improvement Project-Task Order #8 [L] has a remaining funded budget balance of \$1,360,583.31 in account (7690.4); the CB 20 Turnout project has a remaining funded budget balance of \$80,000 in account (7690.5); the GWR SCADA Upgrades-Task Order #4 [N] has a remaining funded budget balance of \$318,018.47 in account (7690.61); the Upper Santa Ana River HCP-Task Order #7 [O] has a remaining funded balance of \$37,836.88 in account (7690.7); and the Lower Day Basin RMPU-Task Order #2 [P] has a remaining funded budget balance of \$2,699.03 in account (7690.8). The total funded budget for these combined projects is \$1,609,700.

As invoices are received from the vendors and booked against these items listed above, the "Carried Over" balance will be reduced throughout the current fiscal year. At June 30, 2017, any remaining balances of the FY 2016/17 and prior years funding (if any), along with any new FY 2016/17 expenses, will then be "Carried Over" into the FY 2017/18 budget.

AUDIT FIELD WORK

FY 2015/16:

Auditors from the audit firm of Fedak & Brown, LLP were onsite at the Watermaster offices on March 28, 2016. This was the start of the interim field work for the period of July 1, 2015 through January 31, 2016. The final field work for the period of February 1, 2016 through June 30, 2016 was completed during August 16, 2016 and August 17, 2016. The Annual Financial and Audit Reports were presented to the Watermaster Board by Chris Brown from Fedak & Brown LLP at the November 17, 2016 Board meeting. The Annual Financial and Audit Reports for FY 2015/16 were posted to the Watermaster website on November 22, 2016.

FY 2016/17:

The start of the interim field work by Fedak & Brown LLP for the period of July 1, 2016 through January 31, 2017 is planned for March 2017. The final field work for the period of February 1, 2017 through June 30, 2017 is planned for August 2017, with the Annual Financial and Audit Reports presented to the

Watermaster Board by Fedak & Brown LLP at the November 16, 2017 Board meeting. The Annual Financial and Audit Reports for FY 2016/17 are anticipated to be posted to the Watermaster website no later than December 15, 2017.

ASSESSMENT INVOICING

CURRENT MONTH – NOVEMBER 2016

The Watermaster Board approved the FY 2016-2017 Assessment Package (Production Year 2015-2016) at the November 17, 2016 meeting. Watermaster staff created and emailed the Assessment invoices on Thursday, November 17, 2016. The Assessment invoices were due 30 days from invoice date, with all payments to be received by Watermaster on or before the close of business at 5:00pm on Monday, December 19, 2016. As in prior years, payments could be made by either check or wire transfer. As of December 19, 2016, all but one payment had been received. The late payment was received on December 20, 2016 with the late fee for one day being invoiced.

PREVIOUSLY REPORTED ACTIONS (Descending Order)

October 2016:

The Watermaster Board approved the FY 2016-2017 Assessment Package (Production Year 2015-2016) at the November 17, 2016 meeting. Watermaster staff created and emailed the Assessment invoices on Thursday, November 17, 2016. The Assessment invoices are due 30 days from invoice date, with all payments to be received by Watermaster on or before the close of business Monday, December 19, 2016. As in prior years, payments can be made by either check or wire transfer.

This year's Assessment invoicing included the standard Assessment amounts per the Assessment Package, along with any Special Assessments and the "Excess Cash Reserve" refund credits. The Appropriative Pool had a Special Assessment of \$50,000 as approved during the budgeting process. The \$50,000 was allocated to the Appropriative Pool members based upon a prorated formula of 50% Operating Safe Yield (OSY) and 50% physical production numbers from FY 2015/16.

The Non-Agricultural Pool had a Special Assessment of \$60,000 as approved during a Confidential Session on April 14, 2016. The \$60,000 was allocated to the Non-Agricultural Pool members based upon the actual production numbers from 2015/16.

The Excess Cash Reserve refunds totaled \$31,189 to the Appropriative Pool members and \$3,509 to the Non-Agricultural Pool members, based upon the pro rata share of FY 2015/16 payments. The Excess Cash Reserve-Recharge Debt Payment refund of \$155,824 was refunded to the Appropriative Pool members based upon the pro rata share of FY 2015/16 Recharge Debt Assessments paid. The refunds were applied as credits on the Assessment invoices and allocated based upon last year's percentage of assessments paid.

September 2016:

The Assessment Year 2016-2017 Package (Production Year 2015-2016) is scheduled for presentation to the Pools at the November 10, 2016 meetings; and approval by the Advisory Committee and adoption by the Watermaster Board at the November 17, 2016 meetings.

No Assessment activity for the month to report.

ATTACHMENTS

1. Financial Report - B5

	1/12th (8.33%) of the Total Budget				5/12th (41.67%) of the Total Budget				100% of the Total Budget			
	For The Month of November 2016				Year-To-Date as of November 30, 2016				Fiscal Year End as of June 30, 2017			
	Actual	Budget	\$ Over(Under)	% of Budget	Actual	Budget	\$ Over(Under)	% of Budget	Projected	Budget	\$ Over(Under)	% of Budget
Income												
4010 · Local Agency Subsidies	0.00	0.00	0.00	0.0%	159,631.04	158,923.00	708.04	100.45%	159,631.04	158,923.00	708.04	100.45%
4110 · Admin Asmnts-Approp Pool	10,059,406.05	10,002,660.00	56,746.05	100.57%	10,059,406.05	10,002,660.00	56,746.05	100.57%	10,059,406.05	10,002,660.00	56,746.05	100.57%
4120 · Admin Asmnts-Non-Agri Pool	255,682.35	311,996.00	-56,313.65	81.95%	255,682.35	311,996.00	-56,313.65	81.95%	255,682.35	311,996.00	-56,313.65	81.95%
4700 · Non Operating Revenues	0.00	0.00	0.00	0.0%	9,726.69	2,984.00	6,742.69	325.96%	33,500.00	19,890.00	13,610.00	168.43%
4900 · Miscellaneous Income	0.00	0.00	0.00	0.0%	0.00	0.00	0.00	0.0%	0.00	0.00	0.00	0.0%
Total Income	10,315,088.40	10,314,656.00	432.40	100.0%	10,484,446.13	10,476,563.00	7,883.13	100.08%	10,508,219.44	10,493,469.00	14,750.44	100.14%
Gross Profit	10,315,088.40	10,314,656.00	432.40	100.0%	10,484,446.13	10,476,563.00	7,883.13	100.08%	10,508,219.44	10,493,469.00	14,750.44	100.14%
Expense												
6010 · Admin. Salary/Benefit Costs	81,053.37	57,818.00	23,235.37	140.19%	412,136.98	382,301.00	29,835.98	107.8%	971,056.00	971,056.00	0.00	100.0%
6020 · Office Building Expense	8,526.59	8,767.00	-240.41	97.26%	41,113.70	46,173.00	-5,059.30	89.04%	111,356.00	111,356.00	0.00	100.0%
6030 · Office Supplies & Equip.	2,096.60	2,420.00	-323.40	86.64%	10,306.13	12,600.00	-2,293.87	81.8%	30,040.00	30,040.00	0.00	100.0%
6040 · Postage & Printing Costs	3,348.48	3,536.00	-187.52	94.7%	25,133.78	28,940.00	-3,806.22	86.85%	61,852.00	61,852.00	0.00	100.0%
6050 · Information Services	17,391.99	16,591.00	800.99	104.83%	64,339.93	64,455.00	-115.07	99.82%	141,092.00	141,092.00	0.00	100.0%
6060 · Contract Services	6,753.00	5,500.00	1,253.00	122.78%	29,469.26	26,951.50	2,517.76	109.34%	30,951.50	30,951.50	0.00	100.0%
6070 · Watermaster Legal Services	19,240.29	20,810.00	-1,569.71	92.46%	144,462.14	104,044.00	40,418.14	138.85%	200,713.00	200,713.00	0.00	100.0%
6080 · Insurance	0.00	0.00	0.00	0.0%	26,253.22	31,962.00	-5,708.78	82.14%	31,962.00	31,962.00	0.00	100.0%
6110 · Dues and Subscriptions	449.00	180.00	269.00	249.44%	9,402.61	10,117.00	-714.39	92.94%	21,054.00	21,054.00	0.00	100.0%
6140 · WM Admin Expenses	58.59	100.00	-41.41	58.59%	562.57	750.00	-187.43	75.01%	2,500.00	2,500.00	0.00	100.0%
6150 · Field Supplies	103.15	350.00	-246.85	29.47%	290.38	850.00	-559.62	34.16%	1,450.00	1,450.00	0.00	100.0%
6170 · Travel & Transportation	1,176.99	1,925.00	-748.01	61.14%	6,170.09	10,805.00	-4,634.91	57.1%	24,870.00	24,870.00	0.00	100.0%
6190 · Training, Conferences, Seminars	2,355.75	3,050.00	-694.25	77.24%	9,828.09	15,250.00	-5,421.91	64.45%	36,600.00	36,600.00	0.00	100.0%
6200 · Advisory Comm - WM Board	3,169.53	3,739.00	-569.47	84.77%	17,176.57	18,613.00	-1,436.43	92.28%	42,819.00	42,819.00	0.00	100.0%
6300 · Watermaster Board Expenses	7,750.48	12,969.00	-5,218.52	59.76%	69,413.22	75,876.00	-6,462.78	91.48%	159,234.00	159,234.00	0.00	100.0%
8300 · Appr PI-WM & Pool Admin	6,043.90	9,485.00	-3,441.10	63.72%	42,157.87	47,294.00	-5,136.13	89.14%	110,765.00	110,765.00	0.00	100.0%
8400 · Agri Pool-WM & Pool Admin	4,421.08	5,180.00	-758.92	85.35%	18,844.91	25,791.00	-6,946.09	73.07%	59,176.00	59,176.00	0.00	100.0%
8467 · Ag Legal & Technical Services	19,837.50	17,083.00	2,754.50	116.12%	96,590.00	85,419.00	11,171.00	113.08%	205,000.00	205,000.00	0.00	100.0%
8470 · Ag Meeting Attend -Special	1,225.00	1,850.00	-625.00	66.22%	8,575.00	9,250.00	-675.00	92.7%	22,200.00	22,200.00	0.00	100.0%
8471 · Ag Pool Expense	0.00	0.00	0.00	0.0%	0.00	16,250.00	-16,250.00	0.0%	65,000.00	65,000.00	0.00	100.0%
8485 · Ag Pool - Misc. Exp. - Ag Fund	0.00	0.00	0.00	0.0%	545.98	400.00	145.98	136.5%	400.00	400.00	0.00	100.0%
8500 · Non-Ag PI-WM & Pool Admin	10,026.29	9,165.00	861.29	109.4%	43,174.63	45,757.00	-2,582.37	94.36%	107,152.00	107,152.00	0.00	100.0%
9400 · Depreciation Expense	0.00	0.00	0.00	0.0%	0.00	0.00	0.00	0.0%	0.00	0.00	0.00	0.0%
9500 · Allocated G&A Expenditures	-14,189.58	-31,542.00	17,352.42	44.99%	-74,341.97	-157,711.00	83,369.03	47.14%	-378,505.00	-378,505.00	0.00	100.0%
6900 · Optimum Basin Mgmt Plan	91,437.70	136,649.00	-45,211.30	66.91%	634,975.01	696,431.00	-61,455.99	91.18%	1,654,053.00	1,654,053.00	0.00	100.0%
6950 · Mutual Agency Projects	0.00	0.00	0.00	0.0%	0.00	0.00	0.00	0.0%	0.00	0.00	0.00	0.0%
9501 · G&A Expenses Allocated-OBMP	3,642.24	6,122.00	-2,479.76	59.49%	13,382.69	30,612.00	-17,229.31	43.72%	73,466.00	73,466.00	0.00	100.0%
7101 · Production Monitoring	4,024.55	6,846.00	-2,821.45	58.79%	21,163.65	34,035.00	-12,871.35	62.18%	81,372.00	81,372.00	0.00	100.0%
7102 · In-line Meter Installation	0.00	5,617.00	-5,617.00	0.0%	764.23	28,051.00	-27,286.77	2.72%	67,264.00	67,264.00	0.00	100.0%
7103 · Grdwtr Quality Monitoring	9,991.51	18,664.00	-8,672.49	53.53%	113,740.33	141,340.00	-27,599.67	80.47%	262,397.00	262,397.00	0.00	100.0%
7104 · Gdwtr Level Monitoring	20,098.66	21,582.00	-1,483.34	93.13%	92,541.72	107,770.00	-15,228.28	85.87%	258,416.00	258,416.00	0.00	100.0%
7105 · Sur Wtr Qual Monitoring	0.00	0.00	0.00	0.0%	0.00	0.00	0.00	0.0%	0.00	0.00	0.00	0.0%
7107 · Ground Level Monitoring	2,754.10	13,020.00	-10,265.90	21.15%	57,297.98	115,632.99	-58,335.01	49.55%	270,522.99	270,522.99	0.00	100.0%

	1/12th (8.33%) of the Total Budget				5/12th (41.67%) of the Total Budget				100% of the Total Budget			
	For The Month of November 2016				Year-To-Date as of November 30, 2016				Fiscal Year End as of June 30, 2017			
	Actual	Budget	\$ Over(Under)	% of Budget	Actual	Budget	\$ Over(Under)	% of Budget	Projected	Budget	\$ Over(Under)	% of Budget
7108 · Hydraulic Control Monitoring	11,221.94	40,250.00	-29,028.06	27.88%	176,528.68	263,286.00	-86,757.32	67.05%	544,931.00	544,931.00	0.00	100.0%
7109 · Recharge & Well Monitoring Prog	2,080.40	1,943.00	137.40	107.07%	4,251.50	9,717.00	-5,465.50	43.75%	23,318.00	23,318.00	0.00	100.0%
7200 · PE2- Comp Recharge Pgm	17,430.93	26,084.00	-8,653.07	66.83%	563,529.27	660,909.86	-97,380.59	85.27%	1,277,384.86	1,277,384.86	0.00	100.0%
7300 · PE3&5-Water Supply/Desalite	78.60	2,684.00	-2,605.40	2.93%	78.60	13,364.00	-13,285.40	0.59%	31,972.00	31,972.00	0.00	100.0%
7400 · PE4- Mgmt Plan	24,006.80	21,491.00	2,515.80	111.71%	188,679.18	371,916.00	-183,236.82	50.73%	522,241.00	522,241.00	0.00	100.0%
7500 · PE6&7-CoopEfforts/SaltMgmt	1,170.10	4,421.00	-3,250.90	26.47%	8,147.40	22,071.00	-13,923.60	36.92%	52,912.00	52,912.00	0.00	100.0%
7600 · PE8&9-StorageMgmt/Conj Use	844.11	9,504.00	-8,659.89	8.88%	9,315.55	47,341.00	-38,025.45	19.68%	113,336.00	113,336.00	0.00	100.0%
7690 · Recharge Improvement Debt Pymt	45,941.42	0.00	45,941.42	100.0%	770,801.13	4,040,544.10	-3,269,742.97	19.08%	5,525,944.10	5,525,944.10	0.00	100.0%
7700 · Inactive Well Protection Prgm	0.00	42.00	-42.00	0.0%	0.00	206.00	-206.00	0.0%	500.00	500.00	0.00	100.0%
9502 · G&A Expenses Allocated-Projects	10,547.33	25,420.00	-14,872.67	41.49%	60,959.28	127,099.00	-66,139.72	47.96%	305,039.00	305,039.00	0.00	100.0%
Total Expense	426,108.39	489,315.00	-63,206.61	87.08%	3,717,761.29	7,612,463.45	-3,894,702.16	48.84%	13,123,806.45	13,123,806.45	0.00	100.0%
Net Ordinary Income	9,888,980.01	9,825,341.00	63,639.01	100.65%	6,766,684.84	2,864,099.55	3,902,585.29	236.26%	-2,615,587.01	-2,630,337.45	14,750.44	99.44%
Other Income												
4210 · Approp Pool-Replenishment	842,429.10	0.00	842,429.10	100.0%	923,379.72	0.00	923,379.72	100.0%	935,492.38	0.00	935,492.38	100.0%
4220 · Non-Ag Pool-Replenishment	15,798.22	0.00	15,798.22	100.0%	15,798.22	0.00	15,798.22	100.0%	15,798.22	0.00	15,798.22	100.0%
4225 · Interest Income	0.00	0.00	0.00	0.0%	3,467.53	0.00	3,467.53	100.0%	12,500.00	0.00	12,500.00	100.0%
4226 · LAIF Fair Market Value	0.00	0.00	0.00	0.0%	0.00	0.00	0.00	0.0%	0.00	0.00	0.00	0.0%
4600 · Groundwater Sales	0.00	0.00	0.00	0.0%	0.00	0.00	0.00	0.0%	2,471,040.00	0.00	2,471,040.00	100.0%
Total Other Income	858,227.32	0.00	858,227.32	100.0%	942,645.47	0.00	942,645.47	100.0%	3,434,830.60	0.00	3,434,830.60	100.0%
Other Expense												
5010 · Groundwater Replenishment	0.00	0.00	0.00	0.0%	0.00	0.00	0.00	0.0%	2,471,040.00	0.00	2,471,040.00	100.0%
5100 · Other Water Purchases	0.00	0.00	0.00	0.0%	0.00	0.00	0.00	0.0%	0.00	0.00	0.00	0.0%
9200 · Interest Expense	0.00	0.00	0.00	0.0%	0.00	0.00	0.00	0.0%	0.00	0.00	0.00	0.0%
9251 · Other Post Employment Benefits	0.00	0.00	0.00	0.0%	0.00	0.00	0.00	0.0%	0.00	0.00	0.00	0.0%
9996 · Refund-Excess Reserves-Approp.	31,189.00	0.00	31,189.00	100.0%	31,189.00	0.00	31,189.00	100.0%	31,189.00	0.00	31,189.00	100.0%
9997 · Refund-Excess Reserves-NonAg	3,509.00	0.00	3,509.00	100.0%	3,509.00	0.00	3,509.00	100.0%	3,509.00	0.00	3,509.00	100.0%
9998 · Refund-Recharge Debt-Approp.	155,824.00	0.00	155,824.00	100.0%	155,824.00	0.00	155,824.00	100.0%	155,824.00	0.00	155,824.00	100.0%
9999 · To/(From) Reserves	158,251.00	0.00	158,251.00	100.0%	158,251.00	0.00	158,251.00	100.0%	158,251.00	0.00	158,251.00	100.0%
Total Other Expense	348,773.00	0.00	348,773.00	100.0%	348,773.00	0.00	348,773.00	100.0%	2,819,813.00	0.00	2,819,813.00	100.0%
Net Other Income	509,454.32	0.00	509,454.32	100.0%	593,872.47	0.00	593,872.47	100.0%	615,017.60	0.00	615,017.60	100.0%
Net Income	10,398,434.33	9,825,341.00	573,093.33	105.83%	7,360,557.31	2,864,099.55	4,496,457.76	256.99%	-2,000,569.41	-2,630,337.45	629,768.04	76.06%

Note: Please see the staff report (Financial Report-B5) for additional detailed information on the account categories.

CHINO BASIN WATERMASTER

- II. CONSENT CALENDAR (App & Ag Pool)**
 - C. CHINO BASIN WATERMASTER INVESTMENT POLICY**

- II. BUSINESS ITEMS – ROUTINE (Non-Ag Pool)**
 - C. CHINO BASIN WATERMASTER INVESTMENT POLICY**

RESOLUTION 2017-01

**RESOLUTION OF THE CHINO BASIN WATERMASTER,
SAN BERNARDINO COUNTY, CALIFORNIA, ESTABLISHING
A WATERMASTER INVESTMENT POLICY**

WHEREAS, the normal and prudent operation of the Watermaster's daily business generates cash balances, operating and fund reserves; and

WHEREAS, the cash management system is designed to accurately monitor and forecast expenditures and revenues on behalf of Watermaster, thus enabling the Watermaster to invest funds to the fullest extent possible; and

WHEREAS, the cash funds are to be placed in investments authorized for public agencies of the State of California (Judgment Paragraph 23); and

WHEREAS, Watermaster deems it to be in the best interests of the parties to the Judgment to delegate the authority to invest and reinvest the funds of Watermaster to the Watermaster General Manager subject to the provisions of its Investment Policy and the ongoing review and control of Watermaster and the Watermaster Advisory Committee.

WHEREAS, it is the Watermaster's policy to annually review, update, and adopt an investment policy;

NOW, THEREFORE, BE IT RESOLVED, by the Chino Basin Watermaster that:

- Section 1. The Chino Basin Watermaster 2017 Investment Policy, as attached, is adopted.
- Section 2. The authority to invest and reinvest funds of Watermaster is hereby delegated to the Watermaster General Manager (and his/her designees) subject to the provisions of said Investment Policy and the ongoing review and control of Watermaster and the Watermaster Advisory Committee.
- Section 3. This resolution shall take effect from and after its date of adoption and Resolution 2016-01 is rescinded in its entirety.

ADOPTED by the Watermaster Board on this 26th day of January 2017.

APPROVED:

By: _____
Chair, Watermaster Board

ATTEST:

By: _____
Board Secretary/Treasurer
Chino Basin Watermaster

STATE OF CALIFORNIA)
) ss
COUNTY OF SAN BERNARDINO)

I, _____, Secretary/Treasurer of the Chino Basin Watermaster, DO
HEREBY CERTIFY that the foregoing Resolution being No. 2017-01, was adopted at a regular meeting of
the Chino Basin Watermaster Board by the following vote:

AYES: 0
NOES: 0
ABSENT: 0
ABSTAIN: 0

CHINO BASIN WATERMASTER

Watermaster Secretary/Treasurer

Date: _____

CHINO BASIN WATERMASTER

2017 INVESTMENT POLICY

1.0 POLICY

WHEREAS; the Legislature of the State of California has declared that the deposit and investment of public funds by local officials and local agencies is an issue of statewide concern; and

WHEREAS; the legislative body of a local agency may invest monies not required for the immediate necessities of the local agency in accordance with the provisions of California Government Code Sections 5922 and 53601 et seq.; and

WHEREAS; the General Manager ("GM") of the Chino Basin Watermaster ("Watermaster") shall annually prepare and submit a statement of investment policy and such policy, and any changes thereto, shall be considered by the Board of Directors at a public meeting;

NOW THEREFORE, it shall be the policy of the Watermaster to invest funds in a manner which will provide the highest investment return with the maximum security while meeting the daily cash flow demands of the Watermaster and conforming to all statutes and judgments governing the investment of Watermaster funds.

2.0 SCOPE

This investment policy applies to all financial assets of the Watermaster. These funds are accounted for in the annual Watermaster audit.

3.0 PRUDENCE

Investments shall be made with judgment and care, under circumstances then prevailing, including, but not limited to, the general economic conditions and the anticipated needs of the Watermaster, which persons of prudence, discretion and intelligence exercise in the management of their own affairs; not for speculation, but for investment, considering the probable safety of their capital as well as the probable income to be derived. The standard of prudence to be used by investment officials shall be the "prudent investor" standard California Government Code (53600.3) and shall be applied in the context of managing an overall portfolio. Investment officers (the GM and his/her designees) acting in accordance with written procedures and the investment policy and exercising due diligence shall be relieved of personal responsibility for an individual security's credit risk or market price changes, provided deviations from expectations are reported in a timely fashion and appropriate action is taken to control adverse developments.

4.0 OBJECTIVES

When investing, reinvesting, purchasing, acquiring, exchanging, selling and managing public funds, the primary objectives, in priority order, of the investment activities shall be:

1. Safety: Safety of principal is the foremost objective of the investment program. Investments of the Watermaster shall be undertaken in a manner that seeks to ensure the preservation of capital in the overall portfolio. To attain this objective, diversification is required in order that potential losses on individual securities do not exceed the income generated from the remainder of the portfolio.

2. Liquidity: The investment portfolio will remain sufficiently liquid to enable the Watermaster to meet all operating requirements which might be reasonably anticipated.

3. Return on Investments: The investment portfolio shall be designed with the objective of attaining a market rate of return throughout budgetary and economic cycles, taking into account the investment risk constraints and the cash flow characteristics of the portfolio.

5.0 DELEGATION OF AUTHORITY

Authority to manage the investment program is derived from the Judgment Paragraph 23, and from California Government Code 53600, et seq. Management responsibility for the investment program is hereby delegated to the Advisory Committee, who with the GM shall establish written procedures for the operation of the investment program consistent with this investment policy. Procedures should include references to: safekeeping, repurchase agreements, wire transfer agreements, collateral/depository agreements and banking service contracts, as appropriate. Such procedures shall include explicit delegation of authority to persons responsible for investment transactions, such as the Chief Financial Officer. No person may engage in an investment transaction except as provided under the terms of this policy and pursuant to Watermaster rules and regulations 2.16, derived from the Judgment, Paragraph 23. The Board shall be responsible for all transactions undertaken and shall establish a system of controls to regulate the activities of subordinate officials. Under the provisions of California Government Code 53600.3, the GM is a trustee and a fiduciary subject to the prudent investor standard.

6.0 ETHICS AND CONFLICTS OF INTEREST

Officers and employees involved in the investment process shall refrain from personal business activity that could conflict with the proper execution of the investment program, or which could impair their ability to make impartial investment decisions.

7.0 AUTHORIZED AND SUITABLE INVESTMENTS

The Watermaster is empowered by California Government Code 53601 et seq. to invest in the following:

1. Negotiable certificates of deposit issued by a nationally or state-chartered bank, a savings association or a federal association (as defined by Section 5102 of the Financial Code), or by a state-licensed branch of a foreign bank. Purchases of negotiable certificates of deposit may not exceed \$500,000 in any one Bank at a time.
2. Local Agency Investment Fund (LAIF) in Sacramento, CA.
3. Investment Trust of California (CalTRUST).

Such investments shall be limited to securities that at the time of the investment have a term remaining to maturity of five years or less, or as provided above.

8.0 COLLATERALIZATION

All certificates of deposit must be collateralized. Collateral must be held by a third party trustee and valued on a monthly basis.

9.0 DIVERSIFICATION

The Watermaster will diversify its investments by security type and institution. Assets shall be diversified to eliminate the risk of loss resulting from over concentration of assets in a specific maturity, a specific issuer or a specific class of securities.

10.0 REPORTING

The Watermaster Chief Financial Officer shall prepare Monthly Investment Reports which reflect investment transactions for review by the Pool Committees and the Advisory Committee prior to presentation to the Watermaster Board at their next regularly scheduled meeting.

Following formats used in prior years, said Investment Report will reflect the following information.

- a. Funds held in each Bank at the beginning and ending of the reporting period; and
- b. Investments deposited and/or redeemed by type and by Bank (including interest rates, days invested and maturity yield rates) during the reporting period; and
- c. Investments outstanding at the close of the reporting period (including interest rates, days invested and maturity date); and
- d. Elements effecting the change in Watermaster's cash position; and
- e. A statement signed by the Chief Financial Officer as to the ability of the cash on hand to meet foreseen expenditures during the next six months.

11.0 INVESTMENT POLICY ADOPTION

The Investment Policy shall be adopted by resolution of the Watermaster on an annual basis. The Policy Statement will be reviewed by each Pool Committee. Should any Pool Committee recommend revisions to the Policy Statement, it shall be amended prior to presentation to the Advisory Committee for their review and comment. If necessary the Policy Statement will be further amended to reflect the comments of the Advisory Committee. The final Policy Statement will then be presented to the Watermaster Board for adoption at the next regularly scheduled meeting.

CHINO BASIN WATERMASTER

II. CONSENT CALENDAR (App & Ag Pool)

D. LOCAL AGENCY INVESTMENT FUND

II. BUSINESS ITEMS – ROUTINE (Non-Ag Pool)

D. LOCAL AGENCY INVESTMENT FUND

RESOLUTION 2017-02 OF CHINO BASIN WATERMASTER

9641 San Bernardino Road, Rancho Cucamonga, CA 91730 PHONE: 909-484-3888

**AUTHORIZING INVESTMENT OF MONIES
IN THE LOCAL AGENCY INVESTMENT FUND**

WHEREAS, Pursuant to Chapter 730 of the statutes of 1976 Section 16429.1 was added to the California Government Code to create a Local Agency Investment Fund in the State Treasury for the deposit of money of a local agency for purposes of investment by the State Treasurer; and

WHEREAS, the Chino Basin Watermaster was appointed on January 27, 1978, under San Bernardino Superior Court Case No. RCV RS51010 (formerly Case No. SCV164327) entitled Chino Basin Municipal Water District V. City of Chino, et al., with powers to authorize the investment or deposit of surplus funds pursuant to the California Government Code, Section 53600; and

WHEREAS, upon filing of an appropriate resolution, local agencies are permitted to remit money to the State Treasurer for deposit in the fund for the purpose of investment; and pursuant to Section 16429.3 of said Government Code, such monies are not subject to impoundment of seizure by any state official or state agency.

NOW THEREFORE, BE IT RESOLVED, that the Board of Directors does hereby authorize the deposit and withdrawal of Chino Basin Watermaster monies in the Local Agency Investment Fund in the State Treasury in accordance with the provisions of Section 16429.1 of the Government Code for the purpose of investment as stated therein, and verification by the State Treasurer's Office of all banking information provided in that record.

BE IT FURTHER RESOLVED, that the following Chino Basin Watermaster officers and designated employees or their successors in office/position shall be authorized to order the deposit or withdrawal of monies in the Local Agency Investment Fund.

_____	<u>Board Chair</u>	_____
(NAME)	(TITLE)	(SIGNATURE)
_____	<u>Board Vice-Chair</u>	_____
(NAME)	(TITLE)	(SIGNATURE)
_____	<u>Board Secretary/Treasurer</u>	_____
(NAME)	(TITLE)	(SIGNATURE)
<u>Peter Kavounas</u>	<u>General Manager</u>	_____
(NAME)	(TITLE)	(SIGNATURE)
<u>Joseph S. Joswiak</u>	<u>Chief Financial Officer</u>	_____
(NAME)	(TITLE)	(SIGNATURE)

ADOPTED by the Watermaster Board on this 26th day of January 2017.

APPROVED:

By: _____
Chair, Watermaster Board

ATTEST:

By: _____
Board Secretary/Treasurer
Chino Basin Watermaster

STATE OF CALIFORNIA)
) ss
COUNTY OF SAN BERNARDINO)

I, _____, Secretary/Treasurer of the Chino Basin Watermaster, DO HEREBY CERTIFY that the foregoing Resolution being No. 2017-02, was adopted at a regular meeting of the Chino Basin Watermaster Board by the following vote:

AYES: 0
NOES: 0
ABSENT: 0
ABSTAIN: 0

CHINO BASIN WATERMASTER

Watermaster Secretary/Treasurer

Date: _____

CHINO BASIN WATERMASTER

II. CONSENT CALENDAR (App & Ag Pool) E. WATER TRANSACTIONS

II. BUSINESS ITEMS – ROUTINE (Non-Ag Pool) E. WATER TRANSACTIONS

CHINO BASIN WATERMASTER

NOTICE

OF

APPLICATION(S)

RECEIVED FOR

WATER TRANSACTIONS – ACTIVITIES

Date of Notice:

January 5, 2017

This notice is to advise interested persons that the attached application(s) will come before the Watermaster Board on or after 30 days from the date of this notice.

NOTICE OF APPLICATION(S) RECEIVED

Date of Application: **November 30, 2016** Date of this notice: **January 5, 2017**

Please take notice that the following Application has been received by Watermaster:

- Notice of Sale or Transfer – The permanent transfer of 27.619 acre-feet of Safe Yield from Ameron International Corporation (“Ameron”) to TAMCO, a California Corporation (“TAMCO”). In addition, Ameron requests to transfer 27.619 acre-feet of its Carryover Balance and 169.358 acre-feet from its Local Storage Account to TAMCO.

This *Application* will first be considered by each of the respective pool committees on the following dates:

Appropriative Pool: January 12, 2017

Non-Agricultural Pool: January 12, 2017

Agricultural Pool: January 12, 2017

This *Application* will be scheduled for consideration by the Advisory Committee *no earlier than thirty days from the date of this notice and a minimum of twenty-one calendar days* after the last pool committee reviews it.

After consideration by the Advisory Committee, the *Application* will be considered by the Board.

Unless the *Application* is amended, parties to the Judgment may file *Contests* to the *Application* with Watermaster *within seven calendar days* of when the last pool committee considers it. Any *Contest* must be in writing and state the basis of the *Contest*.

Watermaster address:

Chino Basin Watermaster
9641 San Bernardino Road
Rancho Cucamonga, CA 91730

Tel: (909) 484-3888
Fax: (909) 484-3890

CHINO BASIN WATERMASTER

NOTICE OF TRANSFER OF WATER

Notification Dated: January 5, 2017

A party to the Judgment has submitted a proposed transfer of water for Watermaster approval. Unless contrary evidence is presented to Watermaster that overcomes the rebuttable presumption provided in Section 5.3(b)(iii) of the Peace Agreement, Watermaster must find that there is “no material physical injury” and approve the transfer. Watermaster staff is not aware of any evidence to suggest that this transfer would cause material physical injury and hereby provides this notice to advise interested persons that this transfer will come before the Watermaster Board on or after 30 days from the date of this notice. The attached staff report will be included in the meeting package at the time the transfer begins the Watermaster process (comes before Watermaster).

THIS PAGE
HAS
INTENTIONALLY
BEEN LEFT
BLANK
FOR PAGINATION



CHINO BASIN WATERMASTER

9641 San Bernardino Road, Rancho Cucamonga, Ca 91730

Tel: (909) 484.3888 Fax: (909) 484-3890 www.cbwm.org

PETER KAVOUNAS, P.E.
General Manager

DATE: January 5, 2017
TO: Watermaster Interested Parties
SUBJECT: Summary and Analysis of Application for Water Transaction

Summary –

There does not appear to be a potential material physical injury to a party or to the Basin from the proposed transaction as presented.

Issue –

Notice of Sale or Transfer – The permanent transfer of 27.619 acre-feet share of Safe Yield from Ameron International Corporation (“Ameron”) to TAMCO, a California Corporation (“TAMCO”). In addition, Ameron requests to transfer 27.619 acre-feet of its Carryover Balance and 169.358 acre-feet from its Local Storage Account to TAMCO.

Recommendation –

1. Continue monitoring as planned in the Optimum Basin Management Program.
2. Use all new or revised information when analyzing the hydrologic balance and report to Watermaster if a potential for material physical injury is discovered, and
3. Approve the transaction as presented.

Fiscal Impact –

- None
- May reduce assessments under the 85/15 rule
- Reduce desalter replenishment costs

Background

The Court approved the Peace Agreement, the Implementation Plan and the goals and objectives identified in the OBMP Phase I Report on July 13, 2000, and ordered Watermaster to proceed in a manner consistent with the Peace Agreement. Under the Peace Agreement, Watermaster approval is required for applications to store, recapture, recharge or transfer water, as well as for applications for credits or reimbursements and storage and recovery programs.

Where there is no material physical injury, Watermaster must approve the transaction. Where the request for Watermaster approval is submitted by a party to the Judgment, there is a rebuttable presumption that most of the transactions do not result in Material Physical Injury to a party to the Judgment or the Basin (Storage and Recovery Programs do not have this presumption).

The following application for water transaction is attached with the notice of application.

- Notice of Sale or Transfer – The permanent transfer of 27.619 acre-feet share of Safe Yield from Ameron International Corporation (“Ameron”) to TAMCO, a California Corporation (“TAMCO”). Additionally, Ameron requests to transfer 27.619 acre-feet of its Carryover Balance and 169.358 acre-feet from its Local Storage Account to TAMCO.

Notice of the water transaction identified above was mailed on January 5, 2017 along with the materials submitted by the requestors.

DISCUSSION

Under Exhibit G, paragraph 6, of the Judgment: “Rights herein decreed are appurtenant to that land and are only assignable with the land for overlying use thereon; provided however, . . . (b) the members of the Pool shall have the right to Transfer or lease their quantified production rights within the Pool or to Watermaster in conformance with the procedures described in the Peace Agreement between the Parties therein, dated June 29, 2000 for the term of the Peace Agreement.” The Peace Agreement and Peace II Agreement thus modified the strict appurtenancy requirement to allow Transfers of the water rights under certain conditions.

Ameron International Corporation (Ameron) is an original Party to the Judgment, and originally held 97.858 acre-feet of Safe Yield in the Overlying (Non-Agricultural) Pool. Ameron sold a portion (i.e., 30.7 acres) of its real property to TAMCO, a California Corporation (TAMCO), and, in September 2013, a permanent transfer was approved by Watermaster for 15.000 acre-feet of Ameron’s adjudicated Safe Yield rights to TAMCO for use on the TAMCO property. (At the time of the transfer, TAMCO Intervened into the Non-Agricultural Pool.) After that transfer, Ameron’s remaining adjudicated Safe Yield right was 82.858 acre-feet.

On June 11, 2014 Ameron and TAMCO submitted an application to Watermaster to permanently transfer all the water rights then held by Ameron to TAMCO. Ameron subsequently objected to the transfer, and Watermaster stopped processing it. Ameron and TAMCO have resolved their dispute as to the matter and have withdrawn their June 11, 2014 transfer application, and request that Watermaster treat that application as void, ineffective, and /or cancelled.

Ameron requests to transfer one-third of all its water rights in the Chino Basin to TAMCO. More specifically, Ameron requests to permanently transfer 27.619 acre-feet of its 82.858 acre-feet share of Safe Yield to TAMCO. Ameron will retain a 55.239 acre-feet share of Safe Yield. In addition, Ameron requests to transfer 27.619 acre-feet of its Carryover Balance and 169.358 acre-feet from its Local Storage Account to TAMCO, based on the parties’ estimate that Ameron currently holds approximately 82.858 acre-feet of Carryover Balance and 508.080 acre-feet in its Local Storage Account as of November 30, 2016. Ameron will retain approximately 55.239 acre-feet of carryover water and 338.722 acre-feet of water in storage. The transfer from Ameron to TAMCO does not involve any change of use or additional groundwater extractions not provided for under the Judgment. As a result, the transfer will not result in any “material physical injury” to any party.

Water transactions occur each year and are included as production by the respective entity (if produced) in any relevant analyses conducted by Wildermuth Environmental pursuant to the Peace Agreement and the Rules & Regulations. There is no indication additional analysis regarding this transaction is necessary at this time. As part of the OBMP Implementation Plan, continued measurement of water levels and the installation of extensometers are planned. Based on no real change in the available data, we cannot conclude that the proposed water transaction will cause material physical injury to a party or to the Basin.

CONSOLIDATED WATER TRANSFER FORMS:
FORM 3: APPLICATION FOR SALE OR TRANSFER OF RIGHT TO PRODUCE WATER FROM STORAGE
FORM 4: APPLICATION OR AMENDMENT TO APPLICATION TO RECAPTURE WATER IN STORAGE
FORM 5: APPLICATION TO TRANSFER ANNUAL PRODUCTION RIGHT OR SAFE YIELD

FISCAL YEAR 2016 - 2017

DATE REQUESTED: November 30, 2016

AMOUNT REQUESTED: 27.619 Acre-Feetshare of Safe Yield, 27.619 Acre-Feet of carryover water, and 169.358 Acre-Feet share of water in storage.

TRANSFER FROM (SELLER / TRANSFEROR):	TRANSFER TO (BUYER / TRANSFEREE):
<u>Ameron International Corporation</u> Name of Party	<u>TAMCO</u> Name of Party
<u>2325 South 7th Street</u> Street Address	<u>12459-B Arrow Hwy</u> Street Address
<u>Phoenix</u> <u>AZ</u> <u>85034</u> City State Zip Code	<u>Rancho Cucamonga</u> <u>CA</u> <u>91739</u> City State Zip Code
<u>(713) 375-3829</u> Telephone	<u>(909) 889-0660</u> Telephone
<u>(713) 375-3739</u> Facsimile	<u>(909) 803-5738</u> Facsimile

Have any other transfers been approved by Watermaster between these parties covering the same fiscal year? Yes No

PURPOSE OF TRANSFER:

- Pump when other sources of supply are curtailed
- Pump to meet current or future demand over and above production right
- Pump as necessary to stabilize future assessment amounts
- Other, explain Permanent Transfer of Non-Agricultural Pool Water Rights

WATER IS TO BE TRANSFERRED FROM:

- Annual Production Right (Appropriative Pool) or Operating Safe Yield (Non-Agricultural Pool)
- Storage
- Annual Production Right / Operating Safe Yield first, then any additional from Storage
- Other, explain carryover

WATER IS TO BE TRANSFERRED TO:

- Annual Production Right / Operating Safe Yield (common)
- Storage (rare)
- Other, explain _____

Consolidated Forms 3, 4 & 5 cont.

IS THE 85/15 RULE EXPECTED TO APPLY? (If yes, all answers below must be "yes.") Yes No
Is the Buyer an 85/15 Party? Yes No
Is the purpose of the transfer to meet a current demand over and above production right? Yes No
Is the water being placed into the Buyer's Annual Account? Yes No

IF WATER IS TO BE TRANSFERRED FROM STORAGE:

Varies _____ As needed _____
Projected Rate of Recapture _____ Projected Duration of Recapture _____

METHOD OF RECAPTURE (e.g. pumping, exchange, etc.):

Pumping _____

PLACE OF USE OF WATER TO BE RECAPTURED:

TAMCO's property via TAMCO's existing well _____

LOCATION OF RECAPTURE FACILITIES (IF DIFFERENT FROM REGULAR PRODUCTION FACILITIES):

N/A _____

WATER QUALITY AND WATER LEVELS

Are the Parties aware of any water quality issues that exist in the area? Yes No

If yes, please explain:

What are the existing water levels in the areas that are likely to be affected?

MATERIAL PHYSICAL INJURY

Are any of the recapture wells located within Management Zone 1? Yes No

Is the Applicant aware of any potential Material Physical Injury to a party to the Judgment or the Basin that may be caused by the action covered by the application? Yes No


If yes, what are the proposed mitigation measures, if any, that might reasonably be imposed to ensure that the action does not result in Material Physical Injury to a party to the Judgment or the Basin?

SAID TRANSFER SHALL BE CONDITIONED UPON:

- (1) Transferee shall exercise said right on behalf of Transferor under the terms of the Judgment, the Peace Agreement, the Peace II Agreement, and the Management Zone 1 Subsidence Management Plan for the period described above. The first water produced in any year shall be that produced pursuant to carry-over rights defined in the Judgment. After production of its carry-over rights, if any, the next (or first if no carry-over rights) water produced by Transferee from the Chino Basin shall be that produced hereunder.
- (2) Transferee shall put all waters utilized pursuant to said Transfer to reasonable beneficial use.
- (3) Transferee shall pay all Watermaster assessments on account of the water production hereby Transferred.
- (4) Any Transferee not already a party must Intervene and become a party to the Judgment.


ADDITIONAL INFORMATION ATTACHED

Yes No



Seller / Transferor Representative Signature
Richard Zuniga, Vice President General Manager,
Ameron International

Seller / Transferor Representative Name (Printed)



Buyer / Transferee Representative Signature
Jesse White, Environmental Manager,
Gerdau - Rancho Cucamonga Mill

Buyer / Transferee Representative Name (Printed)

TO BE COMPLETED BY WATERMASTER STAFF:

DATE OF WATERMASTER NOTICE: _____

DATE OF APPROVAL FROM APPROPRIATIVE POOL: _____

DATE OF APPROVAL FROM NON-AGRICULTURAL POOL: _____

DATE OF APPROVAL FROM AGRICULTURAL POOL: _____

HEARING DATE, IF ANY: _____

DATE OF ADVISORY COMMITTEE APPROVAL: _____

DATE OF BOARD APPROVAL: _____

THIS PAGE
HAS
INTENTIONALLY
BEEN LEFT
BLANK
FOR PAGINATION

December 19, 2016

VIA EMAIL AND U.S. MAIL

Peter Kavounas, P.E.
Chino Basin Watermaster
9641 San Bernardino Road
Rancho Cucamonga, CA 91730
Email: pkavounas@cbwm.org

Bradley Herrema, Esq.
Brownstein Hyatt Farber Schreck
2049 Century Park East
Los Angeles, California 90067
Email: BHherrema@bhfs.com

Re: Settlement of Ameron v. TAMCO et al. and Withdrawal of June 11, 2014
Transfer Application

Dear Peter and Bradley:

As you are aware, on June 11, 2014 TAMCO, a California corporation, ("TAMCO") and Ameron International Corporation, Inc. ("Ameron") submitted an application to the Chino Basin Watermaster ("Watermaster") to permanently transfer all the water rights then held by Ameron to TAMCO. Ameron subsequently objected to the transfer, and Watermaster stopped processing it. Ameron eventually filed an action against TAMCO in San Bernardino County Superior Court entitled *Ameron International Corp. v. TAMCO, et al.* (Case No. CIVDS1601994), and TAMCO filed a cross-complaint.

We are pleased to inform you that Ameron and TAMCO have mutually agreed to a settlement of the above-referenced matter. Accordingly, Ameron and TAMCO hereby jointly withdraw their June 11, 2014 transfer application, and we request that Watermaster treat that application as void, ineffective, and/or cancelled. We intend to submit a new transfer request consistent with the terms of the parties' settlement agreement.

Thank you for your assistance. If you have any questions or need further information, please feel free to contact us.



Richard Zuniga
Vice President General Manager
Ameron International Corporation
Tel: 909-944-4100



Jesse White
Environmental Manager
Gerdau - Rancho Cucamonga Mill
Tel: 909-646-7835

December 19, 2016

VIA EMAIL AND U.S. MAIL

Peter Kavounas, P.E.
Chino Basin Watermaster
9641 San Bernardino Road
Rancho Cucamonga, CA 91730
Email: pkavounas@cbwm.org

Bradley Herrema, Esq.
Brownstein Hyatt Farber Schreck
2049 Century Park East
Los Angeles, California 90067
Email: BHerrema@bhfs.com


Re: Transfer of TAMCO's Share of Chino Basin Water Rights

Dear Peter and Bradley:

TAMCO, a California corporation ("TAMCO") hereby requests to receive water rights from Ameron International Corporation, Inc. ("Ameron"). Specifically, TAMCO wishes to receive a permanent transfer of 27.619 acre-feet of Ameron's share of Safe Yield, 27.619 acre-feet of Ameron's Carryover Balance, and 169.358 acre-feet from Ameron's Local Storage Account. Of course, under the Chino Basin Judgment, the transfer is subject to the approval of Watermaster.

TAMCO will assume responsibility for paying all fees associated with the 27.619 acre-feet share of Safe Yield, 27.619 acre-feet of Carryover Balance, and 169.358 acre-feet of water in storage as of November 30, 2016. Both parties have executed the enclosed Water Transfer Information for Assessment Package and Consolidated Form 3, 4 & 5. The transfer from Ameron to TAMCO does not involve any change of use or additional groundwater extraction not provided for under the Judgment. The transfer will not result in any "material physical injury" to any party.

Thank you for your assistance. If you have any questions or need further information, please feel free to contact me.

A handwritten signature in black ink, appearing to read 'Jesse White', written in a cursive style.

Jesse White
Environmental Manager
Gerdau - Rancho Cucamonga Mill
Tel: 909-646-7835

Enclosures

CHINO BASIN WATERMASTER

NOTICE

OF

APPLICATION(S)

RECEIVED FOR

WATER TRANSACTIONS – ACTIVITIES

Date of Notice:

January 5, 2017

This notice is to advise interested persons that the attached application(s) will come before the Watermaster Board on or after 30 days from the date of this notice.

NOTICE OF APPLICATION(S) RECEIVED

Date of Application: **December 7, 2016**

Date of this notice: **January 5, 2017**

Please take notice that the following Application has been received by Watermaster:

- Notice of Sale or Transfer – The purchase of 2,000.000 acre-feet of water from the City of Norco by Fontana Water Company. This purchase is made from the City of Norco's Excess Carryover Account and is to be transferred to Fontana Water Company's Annual Production Right / Operating Safe Yield.

This *Application* will first be considered by each of the respective pool committees on the following dates:

Appropriative Pool: January 12, 2017

Non-Agricultural Pool: January 12, 2017

Agricultural Pool: January 12, 2017

This *Application* will be scheduled for consideration by the Advisory Committee *no earlier than thirty days from the date of this notice and a minimum of twenty-one calendar days* after the last pool committee reviews it.

After consideration by the Advisory Committee, the *Application* will be considered by the Board.

Unless the *Application* is amended, parties to the Judgment may file *Contests* to the *Application* with Watermaster *within seven calendar days* of when the last pool committee considers it. Any *Contest* must be in writing and state the basis of the *Contest*.

Watermaster address:

Chino Basin Watermaster
9641 San Bernardino Road
Rancho Cucamonga, CA 91730

Tel: (909) 484-3888
Fax: (909) 484-3890

CHINO BASIN WATERMASTER

NOTICE OF TRANSFER OF WATER

Notification Dated: January 5, 2017

A party to the Judgment has submitted a proposed transfer of water for Watermaster approval. Unless contrary evidence is presented to Watermaster that overcomes the rebuttable presumption provided in Section 5.3(b)(iii) of the Peace Agreement, Watermaster must find that there is “no material physical injury” and approve the transfer. Watermaster staff is not aware of any evidence to suggest that this transfer would cause material physical injury and hereby provides this notice to advise interested persons that this transfer will come before the Watermaster Board on or after 30 days from the date of this notice. The attached staff report will be included in the meeting package at the time the transfer begins the Watermaster process (comes before Watermaster).

THIS PAGE
HAS
INTENTIONALLY
BEEN LEFT
BLANK
FOR PAGINATION



CHINO BASIN WATERMASTER

9641 San Bernardino Road, Rancho Cucamonga, Ca 91730
Tel: (909) 484.3888 Fax: (909) 484-3890 www.cbwm.org

PETER KAVOUNAS, P.E.
General Manager

DATE: January 5, 2017
TO: Watermaster Interested Parties
SUBJECT: Summary and Analysis of Application for Water Transaction

Summary –

There does not appear to be a potential material physical injury to a party or to the basin from the proposed transaction as presented.

Issue –

- Notice of Sale or Transfer – The purchase of 2,000,000 acre-feet of water from the City of Norco by Fontana Water Company. This purchase is made from the City of Norco's Excess Carryover Account and is to be transferred to Fontana Water Company's Annual Production Right / Operating Safe Yield.

Recommendation –

1. Continue monitoring as planned in the Optimum Basin Management Program.
2. Use all new or revised information when analyzing the hydrologic balance and report to Watermaster if a potential for material physical injury is discovered, and
3. Approve the transaction as presented.

Fiscal Impact –

- None
- May reduce assessments under the 85/15 rule
- Reduce desalter replenishment costs

Background

The Court approved the Peace Agreement, the Implementation Plan and the goals and objectives identified in the OBMP Phase I Report on July 13, 2000, and ordered Watermaster to proceed in a manner consistent with the Peace Agreement. Under the Peace Agreement, Watermaster approval is required for applications to store, recapture, recharge or transfer water, as well as for applications for credits or reimbursements and storage and recovery programs.

Where there is no material physical injury, Watermaster must approve the transaction. Where the request for Watermaster approval is submitted by a party to the Judgment, there is a rebuttable presumption that most of the transactions do not result in Material Physical Injury to a party to the Judgment or the Basin (Storage and Recovery Programs do not have this presumption).

The following application for water transaction is attached with the notice of application.

- Notice of Sale or Transfer – The purchase of 2,000,000 acre-feet of water from the City of Norco by Fontana Water Company. This purchase is made from the City of Norco's Excess Carryover Account and is to be transferred to Fontana Water Company's Annual Production Right / Operating Safe Yield.

Notice of the water transaction identified above was mailed on January 5, 2017 along with the materials submitted by the requestors.

DISCUSSION

Water transactions occur each year and are included as production by the respective entity (if produced) in any relevant analyses conducted by Wildermuth Environmental pursuant to the Peace Agreement and the Rules & Regulations. There is no indication additional analysis regarding this transaction is necessary at this time. As part of the OBMP Implementation Plan, continued measurement of water levels and the installation of extensometers are planned. Based on no real change in the available data, we cannot conclude that the proposed water transaction will cause material physical injury to a party or to the Basin.

**CONSOLIDATED WATER TRANSFER FORMS:
 FORM 3: APPLICATION FOR SALE OR TRANSFER OF RIGHT TO PRODUCE WATER FROM STORAGE
 FORM 4: APPLICATION OR AMENDMENT TO APPLICATION TO RECAPTURE WATER IN STORAGE
 FORM 5: APPLICATION TO TRANSFER ANNUAL PRODUCTION RIGHT OR SAFE YIELD**

FISCAL YEAR 2016 - 2017

DATE REQUESTED: 12/07/2016 **AMOUNT REQUESTED:** 2,000.00 Acre-Feet

TRANSFER FROM (SELLER / TRANSFEROR): City of Norco <hr/> Name of Party 2870 Clark Ave. <hr/> Street Address Norco CA 92860 <hr/> City State Zip Code (951) 735-3900 <hr/> Telephone (951) 270-5622 <hr/> Facsimile	TRANSFER TO (BUYER / TRANSFEREE): Fontana Water Company <hr/> Name of Party 15966 Arrow Route <hr/> Street Address Fontana CA 92335 <hr/> City State Zip Code (909) 822-2201 <hr/> Telephone (909) 823-5046 <hr/> Facsimile
---	--

Have any other transfers been approved by Watermaster between these parties covering the same fiscal year? Yes No

PURPOSE OF TRANSFER:

- Pump when other sources of supply are curtailed
- Pump to meet current or future demand over and above production right
- Pump as necessary to stabilize future assessment amounts
- Other, explain _____

WATER IS TO BE TRANSFERRED FROM:

- Annual Production Right (Appropriative Pool) or Operating Safe Yield (Non-Agricultural Pool)
- Storage
- Annual Production Right / Operating Safe Yield first, then any additional from Storage
- Other, explain Excess Carry Over

WATER IS TO BE TRANSFERRED TO:

- Annual Production Right / Operating Safe Yield (common)
- Storage (rare)
- Other, explain _____

IS THE 85/15 RULE EXPECTED TO APPLY? (If yes, all answers below must be "yes.") Yes No
Is the Buyer an 85/15 Party? Yes No
Is the purpose of the transfer to meet a current demand over and above production right? Yes No
Is the water being placed into the Buyer's Annual Account? Yes No

IF WATER IS TO BE TRANSFERRED FROM STORAGE:	
Varies	2016 - 2017
Projected Rate of Recapture	Projected Duration of Recapture
METHOD OF RECAPTURE (e.g. pumping, exchange, etc.):	
Pumping	
PLACE OF USE OF WATER TO BE RECAPTURED:	
Chino Basin Management Zone 3	
LOCATION OF RECAPTURE FACILITIES (IF DIFFERENT FROM REGULAR PRODUCTION FACILITIES):	
N/A	

WATER QUALITY AND WATER LEVELS

Are the Parties aware of any water quality issues that exist in the area? Yes No

If yes, please explain:

Of the wells routinely pumped, current perchlorate levels range from ND to 8.7 ppb (before treatment) and nitrate levels (as N) range from 2.1 to 9.1 ppm as of September 2016.

What are the existing water levels in the areas that are likely to be affected?

Static water levels ranging from 317 feet bgs to 694 feet bgs as of September 2016.

MATERIAL PHYSICAL INJURY

Are any of the recapture wells located within Management Zone 1? Yes No

Is the Applicant aware of any potential Material Physical Injury to a party to the Judgment or the Basin that may be caused by the action covered by the application? Yes No

If yes, what are the proposed mitigation measures, if any, that might reasonably be imposed to ensure that the action does not result in Material Physical Injury to a party to the Judgment or the Basin?

SAID TRANSFER SHALL BE CONDITIONED UPON:

- (1) Transferee shall exercise said right on behalf of Transferor under the terms of the Judgment, the Peace Agreement, the Peace II Agreement, and the Management Zone 1 Subsidence Management Plan for the period described above. The first water produced in any year shall be that produced pursuant to carry-over rights defined in the Judgment. After production of its carry-over rights, if any, the next (or first if no carry-over rights) water produced by Transferee from the Chino Basin shall be that produced hereunder.
- (2) Transferee shall put all waters utilized pursuant to said Transfer to reasonable beneficial use.
- (3) Transferee shall pay all Watermaster assessments on account of the water production hereby Transferred.
- (4) Any Transferee not already a party must Intervene and become a party to the Judgment.

ADDITIONAL INFORMATION ATTACHED


Yes No



Seller / Transferor Representative Signature

Andy Okoro, City Manager

Seller / Transferor Representative Name (Printed)




Buyer / Transferee Representative Signature

Josh Swift, General Manager

Buyer / Transferee Representative Name (Printed)

ATTEST:



Cheryl Link, CMC, City Clerk

TO BE COMPLETED BY WATERMASTER STAFF:

DATE OF WATERMASTER NOTICE: _____

DATE OF APPROVAL FROM APPROPRIATIVE POOL: _____

DATE OF APPROVAL FROM NON-AGRICULTURAL POOL: _____

DATE OF APPROVAL FROM AGRICULTURAL POOL: _____

HEARING DATE, IF ANY: _____

DATE OF ADVISORY COMMITTEE APPROVAL: _____

DATE OF BOARD APPROVAL: _____

THIS PAGE
HAS
INTENTIONALLY
BEEN LEFT
BLANK
FOR PAGINATION

CHINO BASIN WATERMASTER

III. BUSINESS ITEMS

A. STORAGE AGREEMENTS (INFORMATION ONLY)



CHINO BASIN WATERMASTER

9641 San Bernardino Road, Rancho Cucamonga, Ca 91730
Tel: 909.484.3888 Fax: 909.484.3890 www.cbwm.org

PETER KAVOUNAS, P.E.
General Manager

STAFF REPORT

DATE: January 12, 2017
TO: Pool Committee Members
SUBJECT: Storage Agreements (Business Item III.A. – Information Only)

SUMMARY

Issue: Water held in storage accounts on behalf of parties requires valid agreements with Watermaster. Excess Carry-Over and post-2000 Local Supplemental Water is presently being held in storage without valid storage agreements.

Recommendation: Offer advice and assistance to Watermaster.

Financial Impact: There is no financial impact associated with the recommendation.

Future Consideration

Appropriative Pool – January 12, 2017: Advice and assistance
Non-Agricultural Pool – January 12, 2017: Advice and assistance
Agricultural Pool – January 12, 2017: Advice and assistance
Advisory Committee – January 19, 2017: Advice and assistance
Watermaster Board – January 26, 2017: Discussion Only

ACTIONS:

Appropriative Pool – Date:
Non-Agricultural Pool – Date:
Agricultural Pool – Date:
Advisory Committee – Date:

BACKGROUND

Peace Agreement §5.2(a) provides that all storage capacity in the Basin is subject to Watermaster control and regulation and that no person may store and recover water from the Basin without an agreement with Watermaster. This is consistent with the Restated Judgment and other Court Orders that make it clear that storage in Chino Basin is to be undertaken only under Watermaster control and regulation in order to protect the integrity of water in storage and the Safe Yield. Restated Judgment §11, §12, and §14, and Watermaster Rules and Regulations require groundwater storage agreements as the primary means to regulate and control storage.

Various storage accounts exist for parties, and, while some accounts have maintained valid storage agreements, others have agreements that have lapsed, or have no agreements at all. In recent years, due to concerns for critical water shortage conditions prevailing within the State and Watermaster's overarching desire to develop a comprehensive storage management plan, when parties have made applications to recharge and store Supplemental Water in Chino Basin, the Pools, Advisory Committee, and the Watermaster Board have directed staff to process such applications even in the absence of a valid storage agreement, and to continue to track water held in storage "as if there were a valid storage agreement" until such time as the matter of storage agreements can be uniformly resolved among all stakeholders.

Watermaster is not subject to application of the California Environmental Quality Act (CEQA). Accordingly in 2000, as a predicate to executing the Peace Agreement, the Inland Empire Utilities Agency prepared a Programmatic Environmental Impact Report (PEIR) for the Optimum Basin Management Program Implementation Plan (OBMP Implementation Plan). The PEIR evaluated potential impacts of accumulating water within the active storage capacity of the Basin and concluded that up to 500,000 acre-feet of water, inclusive of then existing supplies, could be safely stored without causing adverse environmental impacts (OBMP Implementation Plan p. 38). This quantity is the Safe Storage Capacity.

The PEIR provided the substantive underpinning for the rebuttable presumption in the Peace Agreement that Local Storage within the Safe Storage Capacity does not cause Material Physical Injury (Peace Agreement §5.2(b)(v)). The Peace Agreement and the OBMP Implementation Plan set an aspirational goal of storing up to 500,000 of new water in the Basin (250,000 greater than the Safe Storage Capacity). However, the use of a greater portion of available storage capacity was not evaluated at that time and would require further study and potentially mitigation. This 500,000 AF total volume of Safe Storage Capacity represents a threshold which, if exceeded by additional storage, may trigger further environmental review and Material Physical Injury analysis.

Since 2000, Hydraulic Control and Basin Reoperation along with multiple OBMP programs have been analyzed and implemented and may have some bearing on the future storage activities in the Basins in excess of the Safe Storage Capacity.

DISCUSSION

Watermaster has consistently tracked water in storage accounts and reported account balances in the annual assessment packages. Accounting for stored water is accurate and complete. However, the Judgment and Peace Agreement require more. There need to be actual agreements with Watermaster for storage and recovery of stored water. (Peace Agreement §5.2; Restated Judgment, Exhibit G, Non-Agricultural Pool Pooling Plan ¶7; Restated Judgment Exhibit H, Appropriative Pool Plan ¶12.) The following accounts need to have agreements executed to bring Watermaster in compliance with the storage management requirements: Appropriative Pool parties' Excess Carry-Over, Recycled Water, and some Supplemental (Post-2000) Water accounts; and Non-Agricultural Pool Excess Carry-Over accounts.

To establish valid agreements for storage accounts, refresh expired agreements, and fully recognize the investments made in the stored water supplies, Watermaster has prepared proposed standard agreements (Attachments 1 and 2) for each account that requires a valid agreement for the parties' review.

The agreements would cover the amount of water that each account holder has in each account, shown in the latest approved annual Assessment Package. Agreements would be valid for the duration of the Peace Agreement, and would be automatically renewed when new Assessment Packages are approved in the future, as long as the cumulative amount in storage is less than the Safe Storage Capacity, and without Material Physical Injury.

The 500,000 ac-ft Safe Storage Capacity threshold analyzed in the OBMP Implementation Plan PEIR would need to be re-examined as part of a comprehensive storage management plan. In the meantime it may be possible to consider temporary excursions of the cumulative amount in storage above the threshold based on a review of potential environmental impacts or MPI, if any.

ATTACHMENTS

1. Draft Excess Carry-Over Storage Agreement
2. Draft Local Supplemental Water Storage Agreement

THIS PAGE
HAS
INTENTIONALLY
BEEN LEFT
BLANK
FOR PAGINATION

CHINO BASIN WATERMASTER
STANDARD LOCAL STORAGE AGREEMENT
FOR THE STORAGE AND RECAPTURE OF EXCESS CARRY-OVER WATER

THIS AGREEMENT is made and entered into this _____ day of _____, by and between Chino Basin Watermaster, (herein "Watermaster") and _____, (herein "Storage Party") pursuant to the Judgment entered in Chino Basin Municipal Water District v. City of Chino, dated January 27, 1978 (Restated Judgment), the Court Approved Management Agreements, and Watermaster's Rules and Regulations.

A. AUTHORIZED STORAGE. The Excess Carry-Over Water held in Local Storage by the Storage Party is acknowledged and confirmed in the amount of _____. The Storage Party may, in its discretion, continue to store up to this amount of stored water in the Basin under this Local Storage Agreement. In addition, provided that the action will not cause or threaten to cause Material Physical Injury the Storage Party may: (i) annually add new Excess Carry-Over water into this Local Storage Agreement; and (ii) recover stored water for its own reasonable beneficial use or transfer the stored water to a third party that will assume responsibility for the recovery of stored water. The proposed storage of Excess Carry-Over Water by the Storage Party individually and in combination with all other stored supplies in the Basin may require a Material Physical Injury determination by Watermaster if the cumulative quantity is in excess of the Safe Storage Capacity. (See OBMP Implementation Plan at p. 38.) The authorization granted hereunder shall not be considered to relieve the Storage Party of its obligation to seek Watermaster approval of the sale, transfer, or recovery of water stored hereunder.

B. ANNUAL RECONCILIATION. Without further approval by Watermaster, the quantity of stored water held in this Local Storage Agreement will be adjusted annually to reflect recorded debits and credits resulting from the addition of new Excess Carry-Over water, recovery, transfer and the assessment of losses of stored water. Thereafter, the permitted quantity under the Local Storage Agreement shall be equal to the stored quantity stated in the final approved Watermaster Assessment Package for the Water Production Year.

C. RESERVATION OF WATERMASTER DISCRETION. Nothing herein shall constrain Watermaster's discretion to require continuing compliance with related recharge, storage and recovery, Watermaster Rules and Regulations (Forms 2-5), to evaluate and determine whether the storage and recovery of additional Excess Carry-Over Water by the Party on an individual basis or cumulatively when combined with all other water held in storage within the Basin is in excess of the Safe Storage Capacity, may cause or threatens to cause Material Physical Injury, to propose mitigation measures as a condition of authorizing Local Storage of Excess Carry-Over or, if required, to schedule, suspend or prohibit further storage or recovery that will cause or threatens to cause Material Physical Injury.

D. TERM. This Agreement shall continue in effect for a period coterminous with the Peace Agreement and any extensions thereto unless or until the Agreement is amended by mutual consent or modified.

E. POST TERMINATION. Any water held in the Local Storage Agreement at the termination of the Peace Agreement shall remain available to the Local Storage Party for subsequent recapture in its normal operations, i.e., termination of the Agreement shall effect termination of the right to place new Excess Carry Over Water in storage, but shall not impair the integrity of water stored or the right to recover the same.

F. SUCCESSORS. This Agreement and all provisions thereof are applicable to and binding upon not only the parties hereto, but also upon their respective heirs, executors, administrators, successors, assigns, lessors, and licensees and upon the agents, employees, and attorneys in fact of all such persons.

G. ASSIGNMENT OF STORAGE CAPACITY. Storage capacity is not assignable. The right to store water under this Local Storage Agreement is not transferable or assignable. Water in storage may be assigned, sold, leased, or transferred as subsequently approved.

H. STORED WATER LOSSES. Pursuant to the Peace and Peace II Agreements, losses may be applied to water stored hereunder.

I. RECAPTURE OF STORED WATER. The Storage Party may recapture Stored Water by the direct extraction of groundwater from Chino Basin as herein approved by Watermaster. Each Local Storage Party shall apply to Watermaster in writing using Form 4 at least thirty (30) days prior to commencement of direct recapture if it has not previously received Watermaster approval of the Recapture of Water in Storage, or if the recapture plan is different than that originally submitted to Watermaster. Watermaster shall determine whether significant adverse impacts will result to the Chino Basin and to other producers by reason of such production and shall either confirm, deny, or modify such proposed extraction schedule.

J. PROCEDURES AND ACCOUNTING FOR WATER STORED. Watermaster shall maintain a continuing account of water stored in and recaptured from the Storage Party's account, which shall be available for review upon reasonable notice by Storage Party.

K. REPORTS TO WATERMASTER. The Storage Party shall file with Watermaster such reports, forms, or additional information as is reasonably required by Watermaster in order to provide full information as to storage, losses and recapture of Stored Water hereunder.

L. WATERMASTER'S RIGHT OF INSPECTION. Watermaster shall have the right to inspect at reasonable times the records and facilities of the Storage Party with relation to storage and recapture of water in the Chino Basin.

M. SOLE AGREEMENT. This Local Storage Agreement supersedes and replaces all prior storage agreements between Watermaster and the Storage Party regarding the storage of Excess Carry Over water in the Chino Basin.

N. NOTICE. Any notices may be given by mail and postage prepaid addressed as follows:

Watermaster:

Chino Basin Watermaster
9641 San Bernardino Road
Rancho Cucamonga, CA 91730

Storage Party:

IN WITNESS WHEREOF, the parties hereto have caused this Agreement to be duly executed by their authorized officers.

WATERMASTER

STORAGE PARTY

Watermaster Approval

CHINO BASIN WATERMASTER
STANDARD LOCAL STORAGE AGREEMENT
FOR THE STORAGE AND RECAPTURE OF SUPPLEMENTAL WATER

THIS AGREEMENT is made and entered into this _____ day of _____, by and between Chino Basin Watermaster, (herein "Watermaster") and _____, (herein "Storage Party") pursuant to the Judgment entered in Chino Basin Municipal Water District v. City of Chino, dated January 27, 1978 (Restated Judgment), the Court Approved Management Agreements and Watermaster's Rules and Regulations.

A. AUTHORIZED STORAGE. The Supplemental Water held in Local Storage by the Storage Party is acknowledged and confirmed in the amount of _____. The Storage Party may, in its discretion, continue to store up to this amount of Supplemental water stored in the Basin under this Local Storage Agreement. In addition, provided that the action will not cause or threaten to cause Material Physical Injury the Storage Party may: (i) annually add new Supplemental Water into this Local Storage Agreement; and (ii) recover stored water for its own reasonable beneficial use or transfer the stored water to a third party that will assume responsibility for the recovery of stored water. The proposed storage of Supplemental water by the Storage Party individually and in combination with all other stored supplies within the Basin may require a Material Physical Injury determination by Watermaster if the cumulative quantity is in excess of the Safe Storage Capacity. (See OBMP Implementation Plan at p. 38.) The authorization granted hereunder shall not be considered to relieve the Storage Party of its obligation to seek Watermaster approval of the recharge, sale, transfer, or recovery of water stored hereunder.

B. ANNUAL RECONCILIATION. Without further approval by Watermaster, the quantity of stored water held in this Local Storage Agreement will be adjusted annually to reflect recorded debits and credits resulting from the addition of new Supplemental water, recovery, transfer and the assessment of losses of stored water. Thereafter, the permitted quantity under the Local Storage Agreement shall be equal to the stored quantity stated in the final approved Watermaster Assessment Package for the Water Production Year.

C. RESERVATION OF WATERMASTER DISCRETION. Nothing herein shall constrain Watermaster's discretion to require continuing compliance with related recharge, storage and recovery, Watermaster Rules and Regulations (Forms 2-5), evaluate and determine whether the storage and recovery of additional Supplemental Water by the Party on an individual basis or cumulatively when combined with all other water held in storage within the Basin is in excess of the Safe Storage Capacity, may cause or threatens to cause Material Physical Injury, to propose mitigation measures as a condition of authorizing Local Storage of Supplemental Water or, if required, to schedule, suspend or prohibit further storage or recovery that will cause or threatens to cause Material Physical Injury.

D. TERM. This Agreement shall continue in effect for a period coterminous with the Peace Agreement and any extensions thereto unless or until the Agreement is amended by mutual consent or modified.

E. POST TERMINATION. Any water held in the Local Storage Agreement at the termination of the Peace Agreement shall remain available to the Storage Party for subsequent recapture in its normal operations, i.e., termination of the Agreement shall effect termination of the right to place new Supplemental Water in storage, but shall not impair the integrity of water stored or the right to recover the same.

F. SUCCESSORS. This Agreement and all provisions thereof are applicable to and binding upon not only the parties hereto, but also upon their respective heirs, executors, administrators, successors, assigns, lessors, and licensees and upon the agents, employees, and attorneys in fact of all such persons.

G. ASSIGNMENT OF STORAGE CAPACITY. Storage capacity is not assignable. The right to store water under this Local Storage Agreement is not transferable or assignable. Water in storage may be assigned, sold, leased, or transferred as subsequently approved.

H. STORED WATER LOSSES. Pursuant to the Peace and Peace II Agreements, losses may be applied to water stored hereunder.

I. RECAPTURE OF STORED WATER. The Storage Party may recapture Stored Water by the direct extraction of groundwater from Chino Basin as herein approved by Watermaster. Each Storage Party shall apply to Watermaster in writing using Form 4 at least thirty (30) days prior to commencement of direct recapture if it has not previously received Watermaster approval of the Recapture of Water in Storage, or if the recapture plan is different than that originally submitted to Watermaster. Watermaster shall determine whether significant adverse impacts will result to the Chino Basin and to other producers by reason of such production and shall either confirm, deny, or modify such proposed extraction schedule.

J. PROCEDURES AND ACCOUNTING FOR WATER STORED. Watermaster shall maintain a continuing account of water stored in and recaptured from the Storage Party's account, which shall be available for review upon reasonable notice by Storage Party.

K. REPORTS TO WATERMASTER. The Storage Party shall file with Watermaster such reports, forms, or additional information as is reasonably required by Watermaster in order to provide full information as to storage, losses and recapture of Stored Water hereunder.

L. WATERMASTER'S RIGHT OF INSPECTION. Watermaster shall have the right to inspect at reasonable times the records and facilities of the Storage Party with relation to storage and recapture of water in the Chino Basin.

M. SOLE AGREEMENT. This Local Storage Agreement supersedes and replaces all prior storage agreements between Watermaster and the Storage Party regarding the storage of Supplemental Water in the Chino Basin.

N. NOTICE. Any notices may be given by mail and postage prepaid addressed as follows:

Watermaster:

Chino Basin Watermaster
9641 San Bernardino Road
Rancho Cucamonga, CA 91730

Storage Party:

IN WITNESS WHEREOF, the parties hereto have caused this Agreement to be duly executed by their authorized officers.

WATERMASTER

STORAGE PARTY

Watermaster Approval

CHINO BASIN WATERMASTER

III. BUSINESS ITEMS (App and Non-Ag Pool)

- B. NOTICE OF OVERLYING (NON-AGRICULTURAL) POOL
AVAILABLE WATER PER RESTATED JUDGMENT EXHIBIT "G"
(INFORMATION ONLY)



CHINO BASIN WATERMASTER

9641 San Bernardino Road, Rancho Cucamonga, Ca 91730
Tel: 909.484.3888 Fax: 909.484.3890 www.cbwm.org

PETER KAVOUNAS, P.E.
General Manager

STAFF REPORT

DATE: January 12, 2017
TO: Pool Committee Members
SUBJECT: Notice of Available Overlying (Non-Ag) Pool Water per Restated Judgment Exhibit "G"
(Business Item III.B. – Information Only)

SUMMARY

Issue: Pursuant to the Restated Judgment, Exhibit "G," by December 31st of each year, the members of the Overlying (Non-Agricultural) Pool shall notify Watermaster of the amount of water each Party shall make available in its individual discretion for purchase by the Appropriators. Watermaster is required to provide a Notice of Availability of each Appropriator's pro-rata share of such water by January 31st of each year.

Recommendation: No action required, this item is for information only.

Financial Impact: There is no financial impact as a result of this notice.

Future Consideration

Appropriative Pool – January 12, 2017: No action required; this is an informational item.
Non-Agricultural Pool – January 12, 2017: No action required; this is an informational item.
Agricultural Pool – January 12, 2017: No action required; this is an informational item.
Advisory Committee – January 19, 2017: No action required; this is an informational item.
Watermaster Board – January 26, 2017: No action required; this is an informational item.

ACTIONS:

Appropriative Pool – January 12, 2017:
Non-Agricultural Pool – January 12, 2017:
Agricultural Pool – January 12, 2017:
Advisory Committee – January 19, 2017:
Watermaster Board – January 26, 2017:

BACKGROUND

Pursuant to the Restated Judgment, Exhibit "G," by December 31st of each year, the members of the Overlying (Non-Agricultural) Pool shall notify Watermaster of the amount of water each Party shall make available in its individual discretion for purchase by the Appropriators.

Watermaster is required to provide a Notice of Availability of each Appropriator's pro-rata share of such water by January 31st of each year. The Notice of Availability attached to this staff report (Attachment 1) fulfills Watermaster's obligation.

DISCUSSION

Each Appropriative Pool member's pro-rata share of the available supply is based on each Producer's combined total share of Operating Safe Yield and the previous year's actual Production by each party. If any member of the Appropriative Pool fails to irrevocably commit to its allocated share by March 1st of each year, its share of the Overlying (Non-Agricultural) Pool water will be made available to all other members of the Appropriative Pool according to the same proportions.

Restated Judgment, Exhibit "G," Paragraph 9(d) provides that Watermaster will purchase the surplus water made available by the members of the Overlying (Non-Agricultural) Pool water on behalf of the members of the Appropriative Pool, at a rate of 92% of the then-prevailing Metropolitan Water District of Southern California ("MWD") Replenishment Rate. According to Watermaster's past practices, the MWD Replenishment Rate utilized is that applicable for the calendar year in which Watermaster's purchase takes place.

Watermaster and the members of the Appropriative and Overlying (Non-Agricultural) Pools are aware that the MWD will not publish a Replenishment Rate for 2017. In the absence of a Replenishment Rate for 2017, Watermaster, the Overlying (Non-Agricultural) Pool, and the Appropriative Pool have agreed that the temporary substitution of a rate of 85.58% of MWD's 2017 Tier 1 Untreated Rate for the rate of 92% of its Replenishment Rate for Physical Solution Transfers during Fiscal Year 2016/17 would be appropriate. On October 28, 2016, based on the approval of each of the Pool Committees, the Advisory Committee, and the Watermaster Board, Watermaster Legal Counsel moved the Court to approve the temporary rate substitution for 2017 Physical Solution Transfers. The temporary rate substitution was approved by the Court on December 9, 2016. The Court's approval of a substitute rate under Paragraph 9(d) of Exhibit "G" temporarily allows transfers to proceed without further issue, allowing the parties to discuss a long-term solution in the event that the MWD does not publish Replenishment Rates in the future.

The 2017 MWD Tier 1 Untreated Rate is \$666 per acre-foot and therefore the rate for 2017 Physical Solution Transfers will be \$570.00 per acre-foot.

On December 29, 2016, NRG California South LP notified Watermaster of the availability of 1,000 acre-feet of water for purchase (Attachment 2). For Fiscal Year 2016/17, a total of 1,000 acre-feet of water is available for purchase by the Appropriators.

The attached Notice of Availability includes a table that allocates the amount of water available to each Appropriator and the associated cost. Appropriators have until March 1, 2017 to notify Watermaster if they are each interested in purchasing their allocation of the available water. Should some members of the Appropriative Pool not be interested in purchasing their share of the available water, that volume of water would be available for purchase by other Appropriators on a prorated basis. To facilitate such a redistribution Appropriators are also being asked to indicate, also by March 1, 2017, the maximum amount of water they are interested in purchasing.

ATTACHMENTS

1. Notice of Availability
2. NRG California South LP Letter dated December 29, 2016 and Intent to Sell Form dated December 31, 2016

THIS PAGE
HAS
INTENTIONALLY
BEEN LEFT
BLANK
FOR PAGINATION



CHINO BASIN WATERMASTER

9641 San Bernardino Road, Rancho Cucamonga, Ca 91730
Tel: 909.484.3888 Fax: 909.484.3890 www.cbwm.org

PETER KAVOUNAS, P.E.
General Manager

NOTICE OF AVAILABILITY

January 12, 2017

Pursuant to the Restated Judgment, Exhibit "G," by December 31st of each year, the members of the Overlying (Non-Agricultural) Pool shall notify Watermaster of the amount of water each member shall make available in their individual discretion for purchase by the Appropriators.

On December 29, 2016, NRG California South LP notified Watermaster of the availability of 1,000 acre-feet of water for purchase. The purchase price is \$570.00 per acre-foot, which is a court-approved temporary substitution rate of 85.58% of MWD's 2017 Tier 1 Untreated Rate for the rate of 92% of its Replenishment Rate. (The MWD 2017 Tier 1 Untreated Rate is \$666.) This is the amount of water available for purchase and the applicable rate in 2017 under Exhibit "G."

The table on the following page allocates the amount of water available to each Appropriator, should each Appropriator want to purchase its share of the water. Appropriators have until March 1, 2017 to notify Watermaster if they are each interested in purchasing their allocation of the water.

Potential Allocation for the Purchase of the January 2017 Non-Agricultural Pool Stored Water

The Restated Judgment, Exhibit "G" states:

9(a) By December 31 of each year, the members of the Overlying (Non-Agricultural) Pool shall notify Watermaster of the amount of water each member shall make available in their individual discretion for purchase by the Appropriators. By January 31 of each year, Watermaster shall provide a Notice of Availability of each Appropriator's pro-rata share of such water;


9(b) Except as they may be limited by paragraph 9(e) below, each member of the Appropriative Pool will have, in their discretion, a right to purchase its pro-rata share of the supply made available from the Overlying (Non-Agricultural) Pool at the price established in 9(d) below. Each Appropriative Pool member's pro-rata share of the available supply will be based on each Producer's combined total share of Operating Safe Yield and the previous year's actual Production by each party;

9(c) If any member of the Appropriative Pool fails to irrevocably commit to their allocated share by March 1 of each year, its share of the Overlying (Non-Agricultural) Pool water will be made available to all other members of the Appropriative Pool according to the same proportions as described in 9(b) above and at the price established in Paragraph 9(d) below. Each member of the Appropriative Pool shall complete its payment for its share of water made available by June 30 of each year.

Party	Assigned Share of Operating Safe Yield	2015-16 Actual Production	2015-16 Production & Exchanges	"Averaged" Production & Exchanges	1,000 Based on Operating Safe Yield	1,000 Based on Averaged Prod & Exch	1,000 50% OSY & 50% Averaged Prod & Exch	Cost for Each Party's Allocation @ \$570.00 /AF
Arrowhead Mtn Spring Water Co	-	356.162	356.162	356.162	-	3.961	1.981	\$ 1,129.03
Chino Hills, City Of	2,111.422	1,548.281	1,548.281	1,548.281	38.506	17.221	27.863	\$ 15,882.14
Chino, City Of	4,033.857	-	-	-	73.565	-	36.782	\$ 20,965.99
Cucamonga Valley Water District	3,619.454	20,534.740	20,534.740	20,534.740	66.007	228.402	147.205	\$ 83,906.80
Desalter Authority	-	-	-	-	-	-	-	\$ -
Fontana Union Water Company	6,391.736	-	-	-	116.565	-	58.283	\$ 33,221.08
Fontana Water Company	1.000	15,317.165	15,317.165	15,317.165	0.018	170.369	85.193	\$ 48,560.27
Fontana, City Of	-	-	-	-	-	-	-	\$ -
Golden State Water Company	411.476	807.419	807.419	807.419	7.504	8.981	8.242	\$ 4,698.15
Jurupa Community Services District	2,061.118	8,952.753	8,952.753	8,952.753	37.588	99.579	68.584	\$ 39,092.70
Marygold Mutual Water Company	655.317	752.723	752.723	752.723	11.951	8.372	10.162	\$ 5,792.13
Monte Vista Irrigation Company	676.759	-	-	-	12.342	-	6.171	\$ 3,517.46
Monte Vista Water District	4,823.954	8,203.721	8,203.721	8,203.721	87.974	91.248	89.611	\$ 51,078.14
Niagara Bottling, LLC	-	1,774.574	1,774.574	1,774.574	-	19.738	9.869	\$ 5,625.36
Nicholson Trust	4.000	-	-	-	0.073	-	0.036	\$ 20.79
Norco, City Of	201.545	-	-	-	3.676	-	1.838	\$ 1,047.53
Ontario, City Of	11,373.816	18,053.831	18,053.831	18,053.831	207.423	200.808	204.115	\$ 116,345.71
Pomona, City Of	11,215.852	9,963.663	9,963.663	9,963.663	204.542	110.823	157.683	\$ 89,879.04
San Antonio Water Company	1,506.888	1,030.847	1,030.847	1,030.847	27.481	11.466	19.473	\$ 11,099.82
San Bernardino County Shtg Prk	-	9.396	9.396	9.396	-	0.105	0.052	\$ 29.79
Santa Ana River Water Company	1,301.374	-	-	-	23.733	-	11.866	\$ 6,763.90
Upland, City Of	2,852.401	2,600.725	2,600.725	2,600.725	52.019	28.927	40.473	\$ 23,069.61
West End Consolidated Water Company	947.714	-	-	-	17.283	-	8.642	\$ 4,925.75
West Valley Water District	644.317	-	-	-	11.750	-	5.875	\$ 3,348.84
Total	54,834.000	89,906.000	89,906.000	89,906.000	1,000.000	1,000.000	1,000.000	\$ 570,000.00

NOTE: This is the same methodology used for the Years 1 through 5 purchase of the Non-Agricultural Pool Peace II Agreement storage water.

P152



NRG Energy, Inc.
100 California St.
San Francisco, CA 94111

December 29, 2016

Mr. Peter Kavounas, General Manager
Chino Basin Watermaster
9641 San Bernardino Road
Rancho Cucamonga, CA 91730

Re: Sale of a Portion of Water Held in Local Storage on behalf of NRG California South LP

Dear Mr. Kavounas:

The purpose of this letter is to document the intent of NRG California South LP (NRG), owner of the Etiwanda Generating Station, to sell 1,000 (one thousand) acre feet of water held in local storage pursuant to Exhibit "G" of the Restated Judgment.

We understand that if members of the Appropriative Pool indicate sufficient interest in the water offered for sale, then NRG will receive payment at the approved rate in July 2017.

Please confirm receipt of this letter and let us know if you have any questions.

Sincerely,

A handwritten signature in black ink, appearing to read "Eric Leuze".

Eric Leuze
Senior Director, Asset Management



OVERLYING (NON-AGRICULTURAL) POOL PARTY
INTENT TO SELL
EXHIBIT "G" NON-AGRICULTURAL POOL WATER

NRG California South LP
Name of Overlying (Non-Agricultural) Pool Party

12/31/2016
Date Submitted

The Restated Judgment, Exhibit "G" states:

9(a) By December 31 of each year, the members of the Overlying (Non-Agricultural) Pool shall notify Watermaster of the amount of water each member shall make available in their individual discretion for purchase by the Appropriators. By January 31 of each year, Watermaster shall provide a Notice of Availability of each Appropriator's pro-rata share of such water;

9(b) Except as they may be limited by paragraph 9(e) below, each member of the Appropriative Pool will have, in their discretion, a right to purchase its pro-rata share of the supply made available from the Overlying (Non-Agricultural) Pool at the price established in 9(d) below. Each Appropriative Pool member's pro-rata share of the available supply will be based on each Producer's combined total share of Operating Safe Yield and the previous year's actual Production by each party;

9(c) If any member of the Appropriative Pool fails to irrevocably commit to their allocated share by March 1 of each year, its share of the Overlying (Non-Agricultural) Pool water will be made available to all other members of the Appropriative Pool according to the same proportions as described in 9(b) above and at the price established in Paragraph 9(d) below. Each member of the Appropriative Pool shall complete its payment for its share of water made available by June 30 of each year.

(1) Does Party wish to sell Exhibit "G" Non-Agricultural Pool Water? YES NO
(No need to return form if Party is not selling)

(2) If "YES" to (1), what is the amount that Party would like to sell? 1000 acre-feet

(3) If "YES" to (2), from which account is the water to be drawn? Annual Local Storage

By not returning this form to Watermaster by December 31, Party indicates that it does not wish to sell water.

By signing below, Party hereby certifies that it is using recycled water where it is both physically available and appropriate for the designated end use in lieu of pumping groundwater.

John Abusham
Representative Signature

John Abusham
Representative Name (Printed)

Signed forms may be returned electronically to Watermaster via e-mail to Anna Truong (ATruong@cbwm.org) or by U.S. mail.

December 2016

CHINO BASIN WATERMASTER

V. INFORMATION

1. Annual Filing of Notice of Intent Regarding the Determination of Operating Safe Yield

NOTICE OF INTENT

Watermaster's "Notice of Intent" to Change the Operating Safe Yield of the Chino Groundwater Basin

PLEASE TAKE NOTICE that on this 26th day of January 2017, the Chino Basin Watermaster hereby adopts this "**Notice of Intent**" to change the Operating Safe Yield of the Chino Groundwater Basin pursuant to the Judgment entered in Chino Basin Municipal Water District v. City of Chino, et al., San Bernardino Superior Court, Case No. RCV RS51010 (formerly Case No. 164327) as Restated (Exhibit "I", Paragraph 3(b), Page 73).

Approved by:

**CHINO BASIN WATERMASTER
BOARD OF DIRECTORS CHAIR**

Signature: _____

Attest:

**CHINO BASIN WATERMASTER
BOARD OF DIRECTORS SECRETARY/TREASURER**

Signature: _____

THIS PAGE
HAS
INTENTIONALLY
BEEN LEFT
BLANK
FOR PAGINATION

CHINO BASIN WATERMASTER

V. INFORMATION

2. Cash Disbursements for December 2016

CHINO BASIN WATERMASTER
Cash Disbursements For The Month of
December 2016

For Informational Purposes Only

Type	Date	Num	Name	Memo	Account	Paid Amount
General Journal	12/03/2016	12/03/16	Payroll and Taxes for 11/20/16-12/03/16	Payroll and Taxes for 11/20/16-12/03/16	1012 - Bank of America Gen'l Ckg	
				Direct Deposits for 11/20/16-12/03/16	1012 - Bank of America Gen'l Ckg	23,551.59
				Payroll Taxes for 11/20/16-12/03/16	1012 - Bank of America Gen'l Ckg	8,132.40
			ICMA-RC	457(b) Employee Deductions for 11/20/16-12/03/16	1012 - Bank of America Gen'l Ckg	4,183.96
			ICMA-RC	401(a) Employee Deductions for 11/20/16-12/03/16	1012 - Bank of America Gen'l Ckg	1,200.97
TOTAL						37,068.92
Bill Pmt -Check	12/07/2016	12/07/16	PUBLIC EMPLOYEES' RETIREMENT SYSTEM	Payor #3493	1012 - Bank of America Gen'l Ckg	
General Journal	12/03/2016	12/03/16	PUBLIC EMPLOYEES' RETIREMENT SYSTEM	CalPERS Retirement for 11/20/16-12/03/16	2000 - Accounts Payable	6,376.72
TOTAL						6,376.72
Bill Pmt -Check	12/08/2016	19816	GREAT AMERICA LEASING CORP.	19701180	1012 - Bank of America Gen'l Ckg	
Bill	11/28/2016	19701180		Invoice	6043.1 - Ricoh Lease Fee	3,319.53
TOTAL						3,319.53
Bill Pmt -Check	12/08/2016	19817	MINDSHIFT		1012 - Bank of America Gen'l Ckg	
Bill	11/01/2016	0231960		IT Managed Services	6052.4 - mindSHIFT-Managed Services	3,770.00
				Backup & Recovery	6052.5 - mindSHIFT-Data Backup/Storage	792.00
Bill	11/18/2016	0232853		Ruckus Disk Backup System	6055 - Computer Hardware	4,737.96
TOTAL						9,299.96
Bill Pmt -Check	12/08/2016	19818	APPLIED COMPUTER TECHNOLOGIES	2758	1012 - Bank of America Gen'l Ckg	
Bill	11/30/2016	2758		Database Consulting - November 2016	6052.2 - Applied Computer Technol	3,314.80
TOTAL						3,314.80
Bill Pmt -Check	12/08/2016	19819	BOWMAN, JIM	Board Member Compensation	1012 - Bank of America Gen'l Ckg	
Bill	11/17/2016	11/17 Board Mtg		11/17/16 Board Meeting	6311 - Board Member Compensation	125.00
TOTAL						125.00
Bill Pmt -Check	12/08/2016	19820	CHEF DAVE'S CAFE & CATERING		1012 - Bank of America Gen'l Ckg	
Bill	10/27/2016	6424		Lunch - 10/27/16 Watermaster Board Meeting	6312 - Meeting Expenses	467.00
Bill	11/17/2016	6463		Lunch - 11/17/16 Watermaster Board Meeting	6312 - Meeting Expenses	639.80
TOTAL						1,106.80
Bill Pmt -Check	12/08/2016	19821	CORELOGIC INFORMATION SOLUTIONS	81749041	1012 - Bank of America Gen'l Ckg	
Bill	11/30/2016	81749041		81749041	7103.7 - Grdwtr Qual-Computer Svc	62.50
				81749041	7101.4 - Prod Monitor-Computer	62.50
TOTAL						125.00

P157

CHINO BASIN WATERMASTER
Cash Disbursements For The Month of
December 2016

For Informational Purposes Only

Type	Date	Num	Name	Memo	Account	Paid Amount
Bill Pmt -Check	12/08/2016	19822	CURATALO, JAMES	Board Member Compensation	1012 · Bank of America Gen'l Ckg	
Bill	11/01/2016	11/01 Personnel Comm		11/01/16 Personnel Committee meeting	6311 · Board Member Compensation	125.00
Bill	11/04/2016	11/04 Mtg w/Hofer		11/04/16 Meeting w/Paul Hofer	6311 · Board Member Compensation	125.00
Bill	11/14/2016	11/14 Agenda Review		11/14/16 Board Agenda Review	6311 · Board Member Compensation	125.00
Bill	11/17/2016	11/17 Board Mtg		11/17/16 Board Meeting	6311 · Board Member Compensation	125.00
TOTAL						500.00
Bill Pmt -Check	12/08/2016	19823	DE BOOM, NATHAN	Ag Pool Member Compensation	1012 · Bank of America Gen'l Ckg	
Bill	11/10/2016	11/10 Ag Pool Mtg		11/10/16 Ag Pool Meeting	8470 · Ag Meeting Attend -Special	125.00
TOTAL						125.00
Bill Pmt -Check	12/08/2016	19824	DE HAAN, HENRY	Ag Pool Member Compensation	1012 · Bank of America Gen'l Ckg	
Bill	11/10/2016	11/10 Ag Pool Mtg		Ag Pool Member Compensation	8411 · Compensation	25.00
				11/10/16 Ag Pool Meeting	8470 · Ag Meeting Attend -Special	100.00
TOTAL						125.00
Bill Pmt -Check	12/08/2016	19825	ELIE, STEVEN	Board Member Compensation	1012 · Bank of America Gen'l Ckg	
Bill	11/01/2016	11/01 Personnel Comm		11/01/16 Personnel Committee Mtg	6311 · Board Member Compensation	125.00
Bill	11/14/2016	11/14 Agenda Review		11/14/16 Agenda Review call	6311 · Board Member Compensation	125.00
Bill	11/17/2016	11/17 Board Mtg		11/17/16 Board Meeting	6311 · Board Member Compensation	125.00
TOTAL						375.00
Bill Pmt -Check	12/08/2016	19826	EUROFINS EATON ANALYTICAL		1012 · Bank of America Gen'l Ckg	
Bill	10/31/2016	L0285240		L0285240	7103.5 · Grdwtr Qual-Lab Svcs	848.00
Bill	10/31/2016	L0285979		L0285989	7103.5 · Grdwtr Qual-Lab Svcs	2,104.00
Bill	10/31/2016	L0285983		L0285983	7103.5 · Grdwtr Qual-Lab Svcs	758.00
Bill	10/31/2016	L0290880		L0290880	7103.5 · Grdwtr Qual-Lab Svcs	848.00
TOTAL						4,558.00
Bill Pmt -Check	12/08/2016	19827	FEDAK & BROWN LLP		1012 · Bank of America Gen'l Ckg	
Bill	11/30/2016			Progress Billing - November 2016	6062 · Audit Services	1,048.00
TOTAL						1,048.00
Bill Pmt -Check	12/08/2016	19828	FEENSTRA, BOB	Ag Pool Member Compensation	1012 · Bank of America Gen'l Ckg	
Bill	11/01/2016	11/01 Personnel Comm		11/01/16 Personnel Committee meeting	8470 · Ag Meeting Attend -Special	125.00
Bill	11/10/2016	11/10 Ag Pool Mtg		11/10/16 Ag Pool meeting	8470 · Ag Meeting Attend -Special	125.00
Bill	11/28/2016	11/28 Ag Mtg		11/28/16 Ag Pool Business Meeting	8470 · Ag Meeting Attend -Special	125.00
TOTAL						375.00
Bill Pmt -Check	12/08/2016	19829	HUITSING, JOHN	Ag Pool Member Compensation	1012 · Bank of America Gen'l Ckg	

P 158

CHINO BASIN WATERMASTER
Cash Disbursements For The Month of
December 2016

For Informational Purposes Only

Type	Date	Num	Name	Memo	Account	Paid Amount
Bill	11/10/2016	11/10 Ag Pool Mtg		11/10/16 Ag Pool Meeting	8470 · Ag Meeting Attend -Special	125.00
TOTAL						125.00
Bill Pmt -Check	12/08/2016	19830	INLAND EMPIRE UTILITIES AGENCY		1012 · Bank of America Gen'l Ckg	
Bill	11/30/2016	1800003040		East Declaz Basin Project Invoice #2	7690.16 · East Declaz Basin (TO #1)	2,846.18
Bill	11/30/2016	1800003041		GWR SCADA System Upgrades Proj. Inv. #5	7690.61 · GWR SCADA Upgrades (TO #4)	21,089.82
Bill	11/30/2016	1800003042		San Sevaine Basin Improvemnts Proj. Inv. #4	7690.4 · San Sevaine Recharge (TO # 8)	22,005.42
TOTAL						45,941.42
Bill Pmt -Check	12/08/2016	19831	JESKE, KEN'	Board Member Compensation	1012 · Bank of America Gen'l Ckg	
Bill	11/17/2016	11/17 Board Mtg		11/17/16 Board Meeting	6311 · Board Member Compensation	125.00
TOTAL						125.00
Bill Pmt -Check	12/08/2016	19832	LEGAL SHIELD	0111802	1012 · Bank of America Gen'l Ckg	
Bill	11/28/2016	011802		Employee deductions - November 2016	60194 · Other Employee Insurance	79.70
TOTAL						79.70
Bill Pmt -Check	12/08/2016	19833	LEVEL 3 COMMUNICATIONS	48875391	1012 · Bank of America Gen'l Ckg	
Bill	11/22/2016	48875391		11/17/16-12/16/16	6053 · Internet Expense	1,047.24
TOTAL						1,047.24
Bill Pmt -Check	12/08/2016	19834	LOEB & LOEB LLP	1693950	1012 · Bank of America Gen'l Ckg	
Bill	11/30/2016	1693950		Non-Ag Pool Legal Services - October 2016	8567 · Non-Ag Legal Service	5,933.70
TOTAL						5,933.70
Bill Pmt -Check	12/08/2016	19835	MINDSHIFT		1012 · Bank of America Gen'l Ckg	
Bill	11/30/2016	0233666		Project hours	6052.6 · mindSHIFT-Professional Services	2,960.00
Bill	11/30/2016	0233618		Professional Services	6052.6 · mindSHIFT-Professional Services	720.00
Bill	12/01/2016	0234219		IT Managed Services	6052.4 · mindSHIFT-Managed Services	3,770.00
				Backup & Recovery	6052.5 · mindSHIFT-Data Backup/Storage	792.00
TOTAL						8,242.00
Bill Pmt -Check	12/08/2016	19836	PIERSON, JEFFREY	Ag Pool Member Compensation	1012 · Bank of America Gen'l Ckg	
Bill	11/10/2016	11/10 Ag Pool Mtg		11/10/16 Ag Pool Meeting	8470 · Ag Meeting Attend -Special	125.00
Bill	11/17/2016	11/17 Advisory Comm		11/17/16 Advisory Committee Meeting	8470 · Ag Meeting Attend -Special	125.00
Bill	11/28/2016	11/28 Ag Mtg		11/28/16 Ag Pool Business Meeting	8470 · Ag Meeting Attend -Special	125.00
Bill	11/30/2016	11/17 Board Mtg		11/17/16 Board Meeting	6311 · Board Member Compensation	125.00
TOTAL						500.00
Bill Pmt -Check	12/08/2016	19837	PREMIERE GLOBAL SERVICES	22471199	1012 · Bank of America Gen'l Ckg	

CHINO BASIN WATERMASTER
Cash Disbursements For The Month of
December 2016

For Informational Purposes Only

Type	Date	Num	Name	Memo	Account	Paid Amount
Bill	11/30/2016	22471199		Appropriative Pool agenda call on 11/03	8312 · Meeting Expenses	8.89
				Non-Ag Pool meeting call on 11/10	8512 · Meeting Expense	24.51
				Non-Ag Pool meeting call on 11/10	8512 · Meeting Expense	6.09
				Fee - Confidential	6022 · Telephone	49.00
				Fee - General	6022 · Telephone	49.00
				WM coordination call on 10/31	6909.1 · OBMP Meetings	21.42
				WM coordination call on 10/31	6909.1 · OBMP Meetings	14.44
				RMPUA call on 11/09	7204 · Comp Recharge-Supplies	9.66
				Board agenda preview call on 11/14	6312 · Meeting Expenses	6.35
				WM coordination call on 11/14	6909.1 · OBMP Meetings	6.11
				Storage mtg call on 11/21	7604 · PE8&9-Supplies	26.67
				Service fee	6022 · Telephone	4.37
TOTAL						226.51
Bill Pmt -Check	12/08/2016	19838	PRINTING RESOURCES	63727	1012 · Bank of America Gen'l Ckg	
Bill	11/21/2016	63727		Business cards - Edgar Tellez-Foster	6031.7 · Other Office Supplies	111.19
TOTAL						111.19
P160	12/08/2016	19839	PUBLIC EMPLOYEES' RETIREMENT SYSTEM	Payor #3493	1012 · Bank of America Gen'l Ckg	
Bill	12/01/2016	1394905143		Annual Unfunded Accrued Liability - June 30	60180 · Employers PERS Expense	3,590.95
TOTAL						3,590.95
Bill Pmt -Check	12/08/2016	19840	R&D PEST SERVICES	0208373	1012 · Bank of America Gen'l Ckg	
Bill	11/22/2016	0208373		Pest control	6024 · Building Repair & Maintenance	100.00
TOTAL						100.00
Bill Pmt -Check	12/08/2016	19841	READY REFRESH BY NESTLE	0023230253	1012 · Bank of America Gen'l Ckg	
Bill	11/29/2016	0023230253		Office Water Bottle - November 2016	6031.7 · Other Office Supplies	53.93
TOTAL						53.93
Bill Pmt -Check	12/08/2016	19842	RR FRANCHISING, INC.	31564	1012 · Bank of America Gen'l Ckg	
Bill	12/01/2016	31564		Monthly janitorial 12/01/16-12/31/16	6024 · Building Repair & Maintenance	740.00
TOTAL						740.00
Bill Pmt -Check	12/08/2016	19843	STANDARD INSURANCE CO.	Policy # 00-649299-0009	1012 · Bank of America Gen'l Ckg	
Bill	11/28/2016	006492990009		Policy # 00-649299-0009	60191 · Life & Disab.Ins Benefits	651.68
TOTAL						651.68
Bill Pmt -Check	12/08/2016	19844	STATE COMPENSATION INSURANCE FUND	1970970-16	1012 · Bank of America Gen'l Ckg	
Bill	12/01/2016	1970970-16		Premium for 11/26/16-12/26/16	60183 · Worker's Comp Insurance	910.00

CHINO BASIN WATERMASTER
Cash Disbursements For The Month of
December 2016

For Informational Purposes Only

Type	Date	Num	Name	Memo	Account	Paid Amount
TOTAL						910.00
Bill Pmt -Check	12/08/2016	19845	THOMAS, THOMAS R.	Board Member Compensation	1012 · Bank of America Gen'l Ckg	
Bill	11/17/2016	11/17 Board Mtg		11/17/16 Board Meeting	6311 · Board Member Compensation	125.00
Bill	11/18/2016	11/18 Board Dinner		11/18/16 Board Dinner	6311 · Board Member Compensation	125.00
TOTAL						250.00
Bill Pmt -Check	12/08/2016	19846	UNION 76	7076-2245-3035-5049	1012 · Bank of America Gen'l Ckg	
Bill	11/30/2016	7076224530355049		November 2016	6175 · Vehicle Fuel	76.99
TOTAL						76.99
Bill Pmt -Check	12/08/2016	19847	USA-FACT INC	6110423	1012 · Bank of America Gen'l Ckg	
Bill	11/30/2016	6110423		Background check-Tellez-Foster	6016 · New Employee Search Costs	105.91
TOTAL						105.91
Bill Pmt -Check	12/08/2016	19848	VANDEN HEUVEL, ROB	Ag Pool Member Compensation	1012 · Bank of America Gen'l Ckg	
Bill	11/17/2016	11/17 Advisory Comm		11/17/16 Advisory Committee meeting	8470 · Ag Meeting Attend -Special	125.00
TOTAL						125.00
Bill Pmt -Check	12/08/2016	19849	VERIZON WIRELESS	9775265788	1012 · Bank of America Gen'l Ckg	
Bill	11/28/2016	9775265788		Acct #642073270-00001	7103.7 · Grdwtr Qual-Computer Svc	100.08
TOTAL						100.08
Bill Pmt -Check	12/08/2016	19850	VISION SERVICE PLAN	00-101789-0001	1012 · Bank of America Gen'l Ckg	
Bill	11/30/2016	001017890001		Vision Insurance - December 2016	60182.2 · Dental & Vision Ins	85.60
TOTAL						85.60
Bill Pmt -Check	12/08/2016	19851	WESTERN MUNICIPAL WATER DISTRICT	Board Member Compensation	1012 · Bank of America Gen'l Ckg	
Bill	11/29/2016	11/17 Board Mtg		11/17/16 Board Meeting-Galleano attendance	6311 · Board Member Compensation	125.00
TOTAL						125.00
Bill Pmt -Check	12/08/2016	19852	YUKON DISPOSAL SERVICE	08-K2 213849	1012 · Bank of America Gen'l Ckg	
Bill	12/01/2016	08-k2 213849		December 2016	6024 · Building Repair & Maintenance	111.57
TOTAL						111.57
Bill Pmt -Check	12/12/2016	19853	WILDERMUTH ENVIRONMENTAL INC		1012 · Bank of America Gen'l Ckg	
Bill	10/31/2016	2016377		2016377	6906.31 · OBMP-Pool, Adv. Board Mtgs	8,860.70
Bill	10/31/2016	2016378		2016378	6906.32 · OBMP-Other General Meetings	9,421.16
Bill	10/31/2016	2016379		20139379	6910.20 · RMPU - MPI Analysis	24,155.70
Bill	10/31/2016	2016380		2016380	6906.71 · OBMP-Data Req.-CBWM Staff	7,368.50

P161

CHINO BASIN WATERMASTER
Cash Disbursements For The Month of
December 2016

For Informational Purposes Only

Type	Date	Num	Name	Memo	Account	Paid Amount
Bill	10/31/2016	2016381		2016381	6906.71 · OBMP-Data Req.-CBWM Staff	14,813.03
Bill	10/31/2016	2016382		2016382	6906.72 · OBMP-Data Req.-Non CBWM Staff	15,665.60
Bill	10/31/2016	2016383		2016383	6906 · OBMP Engineering Services	1,343.95
Bill	10/31/2016	2016384		2016384	6906.1 · OBMP-Watermaster Model Update	26,993.00
Bill	10/31/2016	2016385		2016385	6906.24 · Compliance-SB88 and SWRCB	149.00
Bill	10/31/2016	2016386		2016386	6906.81 · Prepare 38th/39th Annual Rpts	8,212.05
Bill	10/31/2016	2016387		2016387	7103.3 · Grdwtr Qual-Engineering	3,216.50
Bill	10/31/2016	2016388		2016388	7104.3 · Grdwtr Level-Engineering	9,270.03
Bill	10/31/2016	2016389		Neva Ridge	7107.3 · Grd Level-SAR Imagery	12,000.00
Bill	10/31/2016	2016390		2016390	7107.2 · Grd Level-Engineering	4,289.30
Bill	10/31/2016	2016391		2016391	7108.3 · Hydraulic Control-Engineering	1,099.92
Bill	10/31/2016	2016392		2016392	7108.3 · Hydraulic Control-Engineering	1,359.33
Bill	10/31/2016	2016393		2016393	7108.31 · Hydraulic Control - PBHSP	29,428.95
Bill	10/31/2016	2016394		2016394	7202.2 · Engineering Svc	10,324.15
Bill	10/31/2016	2016395		2016395	7402 · PE4-Engineering	1,738.50
Bill	10/31/2016	2016396		2016396	7402.10 · PE4 - Northwest MZ1 Area Proj.	53,178.62
Bill	10/31/2016	2016397		2016397	7502 · PE6&7-Engineering	4,298.10
Bill	10/31/2016	2016398		2016398	7602 · PE8&9-Engineering	1,518.00
Bill	10/31/2016	2016399		2016399	6910.14 · Truing-Up 2013 RMPU Estimates	15,520.35
TOTAL						264,224.44
Bill Pmt -Check	12/13/2016	19854	PAYCHEX	2016120100	1012 · Bank of America Gen'l Ckg	
Bill	11/30/2016	2016120100		November 2016	6012 · Payroll Services	299.54
TOTAL						299.54
Bill Pmt -Check	12/13/2016	19855	PETTY CASH	2621-2635	1012 · Bank of America Gen'l Ckg	
Bill	12/08/2016	2621-2635		Purchase miscellaneous office supplies	6031.7 · Other Office Supplies	136.28
				Mileage reimbursement - Truong	6173 · Airfare/Mileage	27.00
				Airport parking	6174 · Public Transportation	3.00
				Admin mtg Truong w/Hahn	6141.3 · Admin Meetings	29.38
				Transportation for PK at ACWA conference	6191 · Conferences - General	5.15
				Parking for Joswiak at CalPERS Seminar	6192 · Seminars - General	16.00
				Supplies for November Board mtg	6312 · Meeting Expenses	36.96
				Lunch for storage meeting	6909.1 · OBMP Meetings	90.50
				PK mtg w/Chris Berch	8312 · Meeting Expenses	20.00
TOTAL						364.27
Bill Pmt -Check	12/13/2016	19856	RAUCH COMMUNICATION CONSULTANTS, LLC	Nov/Dec-1603	1012 · Bank of America Gen'l Ckg	
Bill	11/30/2016	Nov/Dec-1603		Work thru November/December 2016	6061.3 · Rauch	5,705.00
TOTAL						5,705.00

P162

CHINO BASIN WATERMASTER
Cash Disbursements For The Month of
December 2016

For Informational Purposes Only

Type	Date	Num	Name	Memo	Account	Paid Amount
Bill Pmt -Check	12/13/2016	19857	STAPLES BUSINESS ADVANTAGE	8041941315	1012 - Bank of America Gen'l Ckg	
Bill	11/19/2016	8041941315		Miscellaneous office supplies	6031.7 - Other Office Supplies	206.72
TOTAL						206.72
Bill Pmt -Check	12/16/2016	19858	BROWNSTEIN HYATT FARBER SCHRECK		1012 - Bank of America Gen'l Ckg	
Bill	10/31/2016	658862		658862	6907.44 - SGMA Compliance	2,710.35
Bill	10/31/2016	658863		658863	6907.42 - Safe Yield Recalculation	41,310.90
				Expenses	6907.42 - Safe Yield Recalculation	143.81
Bill	10/31/2016	658864		6548864	6907.39 - Recharge Master Plan	2,533.50
Bill	10/31/2016	658865		658865	6071 - BHFS Legal - Court Coordination	2,448.00
Bill	10/31/2016	658866		658866	8575 - BHFS Legal - Non-Ag Pool	1,568.25
Bill	10/31/2016	658867		658867	8475 - BHFS Legal - Agricultural Pool	1,568.25
Bill	10/31/2016	658868		658868	8375 - BHFS Legal - Appropriative Pool	1,568.25
Bill	10/31/2016	658869		658869	6375 - BHFS Legal - Board Meeting	4,507.20
				Expenses	6375 - BHFS Legal - Board Meeting	150.00
Bill	10/31/2016	658870		658870	6275 - BHFS Legal - Advisory Committee	2,027.25
				Expenses	6275 - BHFS Legal - Advisory Committee	35.31
P 163 Bill	10/31/2016	658871		658871	6907.34 - Santa Ana River Water Rights	405.00
Bill	10/31/2016	658872		Audit Response	6078 - BHFS Legal - Miscellaneous	495.90
Bill	10/31/2016	658873		Alvarez-CalPERS	6073 - BHFS Legal - Personnel Matters	4,392.00
				Personnel	6073 - BHFS Legal - Personnel Matters	155.25
				Alvarez-CalPERS Expenses	6073 - BHFS Legal - Personnel Matters	71.91
Bill	10/31/2016	658874		658874	6078 - BHFS Legal - Miscellaneous	20,440.80
				Expenses	6375 - BHFS Legal - Board Meeting	225.00
				Expenses	6078 - BHFS Legal - Miscellaneous	35.31
				Expenses	8375 - BHFS Legal - Appropriative Pool	11.77
				Expenses	8475 - BHFS Legal - Agricultural Pool	11.77
				Expenses	8575 - BHFS Legal - Non-Ag Pool	11.77
TOTAL						86,827.55
General Journal	12/17/2016	12/17/16	Banking-Payroll and Taxes for 12/04/16-12/17/16	Banking-Payroll and Taxes for 12/04/16-12/17/16	1012 - Bank of America Gen'l Ckg	
				Direct Deposits for 12/04/16-12/17/16	1012 - Bank of America Gen'l Ckg	36,398.39
				Payroll Taxes for 12/04/16-12/17/16	1012 - Bank of America Gen'l Ckg	11,239.24
			ICMA-RC	457(b) Employee Deductions for 12/04/16-12/17/16	1012 - Bank of America Gen'l Ckg	4,182.37
			ICMA-RC	401(a) Employee Deductions for 12/04/16-12/17/16	1012 - Bank of America Gen'l Ckg	1,692.04
TOTAL						53,512.04
Bill Pmt -Check	12/19/2016	19859	ACWA JOINT POWERS INSURANCE AUTHORIT	0451883	1012 - Bank of America Gen'l Ckg	
Bill	12/13/2016	0451883		Prepayment - January 2017	1409 - Prepaid Life, BAD&D & LTD	138.37

CHINO BASIN WATERMASTER
Cash Disbursements For The Month of
December 2016

For Informational Purposes Only

Type	Date	Num	Name	Memo	Account	Paid Amount
				December 2016	60191 · Life & Disab.Ins Benefits	138.36
TOTAL						276.73
Bill Pmt -Check	12/19/2016	19860	EGOSCUE LAW GROUP	11468	1012 · Bank of America Gen'l Ckg	
Bill	11/30/2016	11468		Ag Pool Legal Services - November 2016	8467 · Ag Legal & Technical Services	19,837.50
TOTAL						19,837.50
Bill Pmt -Check	12/19/2016	19861	INLAND EMPIRE UTILITIES AGENCY	1800003054	1012 · Bank of America Gen'l Ckg	
Bill	12/13/2016	1800003054		RMPU Yield Enhancement Proj. Invoice #3	7690.15 · RMPU Amend. Yield (TO #1)	359,066.30
TOTAL						359,066.30
Bill Pmt -Check	12/19/2016	19862	NAKANO, JUSTIN	Travel Expense Reimbursement	1012 · Bank of America Gen'l Ckg	
Bill	12/13/2016			Travel reimburse-Dec . 5-7, 2016-NGWA Conf.	6191 · Conferences - General	391.27
TOTAL						391.27
Bill Pmt -Check	12/19/2016	19863	SAN BERNARDINO COUNTY FLOOD CONTROL P-11998284, File No. 1-801/2.04		1012 · Bank of America Gen'l Ckg	
Bill	12/12/2016	P-11998284		Operate & maintain groundwater monitoring well	6909.3 · Other OBMP Expenses	1,697.00
TOTAL						1,697.00
Bill Pmt -Check	12/19/2016	19864	UNITED HEALTHCARE	0042272961	1012 · Bank of America Gen'l Ckg	
Bill	12/13/2016	0042272961		Dental Insurance - January 2017	60182.2 · Dental & Vision Ins	810.76
TOTAL						810.76
Bill Pmt -Check	12/19/2016	19865	VERIZON WIRELESS	9776452909	1012 · Bank of America Gen'l Ckg	
Bill	12/13/2016	9776452909		Acct #470810953-00001	6022 · Telephone	209.72
				Equipment - Tellez Foster	6022 · Telephone	381.58
TOTAL						591.30
Bill Pmt -Check	12/19/2016	19866	WILDERMUTH ENVIRONMENTAL INC		1012 · Bank of America Gen'l Ckg	
Bill	11/30/2016	2016414		2016414	6906.31 · OBMP-Pool, Adv. Board Mtgs	6,322.08
Bill	11/30/2016	2016415		2016415	6906.32 · OBMP-Other General Meetings	11,258.34
Bill	11/30/2016	2016416		2016416	6910.20 · RMPU - MPI Analysis	21,250.40
Bill	11/30/2016	2016418		2016418	6906.71 · OBMP-Data Req.-CBWM Staff	119.20
Bill	11/30/2016	2016419		2016419	6906.71 · OBMP-Data Req.-CBWM Staff	474.00
Bill	11/30/2016	2016420		2016420	6906.72 · OBMP-Data Req.-Non CBWM Staff	228.70
Bill	11/30/2016	2016421		2015421	6906.23 · SGMA Reporting Requirements	8,210.50
Bill	11/30/2016	2016422		2016422	6906 · OBMP Engineering Services	4,361.25
Bill	11/30/2016	2016423		2016423	6906.1 · OBMP-Watermaster Model Update	27,727.15
Bill	11/30/2016	2016424		2016424	6906.24 · Compliance-SB88 and SWRCB	748.50
Bill	11/30/2016	2016425		2016425	6906.81 · Prepare 38th/39th Annual Rpts	2,418.95

CHINO BASIN WATERMASTER
Cash Disbursements For The Month of
December 2016

For Informational Purposes Only

Type	Date	Num	Name	Memo	Account	Paid Amount
Bill	11/30/2016	2016426		2016426	6906.21 · State of the Basin Report	8,184.75
Bill	11/30/2016	2016427		2016427	7103.3 · Grdwtr Qual-Engineering	5,558.05
Bill	11/30/2016	2016428		2016428	7104.3 · Grdwtr Level-Engineering	16,624.83
Bill	11/30/2016	2016429		2016429	7107.2 · Grd Level-Engineering	2,754.10
Bill	11/30/2016	2016430		2016430	7108.31 · Hydraulic Control - PBHSP	10,986.14
Bill	11/30/2016	2016431		2016431	7109.3 · Recharge & Well - Engineering	2,080.40
Bill	11/30/2016	2016432		2016432	7202.2 · Engineering Svc	6,356.07
Bill	11/30/2016	2016433		2016433	7402 · PE4-Engineering	510.00
Bill	11/30/2016	2016434		2016434	7402.10 · PE4 - Northwest MZ1 Area Proj.	23,496.80
Bill	11/30/2016	2016435		2016435	7502 · PE6&7-Engineering	1,170.10
Bill	11/30/2016	2016436		2016436	6910.14 · Truing-Up 2013 RMPU Estimates	4,312.05
Bill	11/30/2016	2016417		2016417	6906.71 · OBMP-Data Req.-CBWM Staff	447.00
TOTAL						165,599.36
Bill Pmt -Check	12/19/2016	19867	ZAPIEN, ENRIQUE	Mileage Reimbursement	1012 · Bank of America Gen'l Ckg	
Bill	12/12/2016			Mileage-take water quality samples to lab	7103.5 · Grdwtr Qual-Lab Svcs	140.40
TOTAL						140.40
P 165	Bill Pmt -Check	12/20/2016	19868	BROWNSTEIN HYATT FARBER SCHRECK	1012 · Bank of America Gen'l Ckg	
	Bill	11/30/2016	661183	661183	6078 · BHFS Legal - Miscellaneous	9,419.85
				Expenses	6078 · BHFS Legal - Miscellaneous	35.31
				Expenses	8375 · BHFS Legal - Appropriative Pool	11.77
				Expenses	8475 · BHFS Legal - Agricultural Pool	11.77
				Expenses	8575 · BHFS Legal - Non-Ag Pool	11.77
	Bill	11/30/2016	661184	Alvarez-CalPERS	6073 · BHFS Legal - Personnel Matters	7,715.70
				Personnel	6073 · BHFS Legal - Personnel Matters	1,372.05
				Alvarez-CalPERS Expenses	6073 · BHFS Legal - Personnel Matters	353.13
	Bill	11/30/2016	661185	661185	6907.34 · Santa Ana River Water Rights	498.60
	Bill	11/30/2016	661186	661186	6907.36 · Santa Ana River Habitat	267.75
	Bill	11/30/2016	61187	61187	6275 · BHFS Legal - Advisory Committee	1,377.00
				Expenses	6275 · BHFS Legal - Advisory Committee	35.31
	Bill	11/30/2016	61188	61188	6375 · BHFS Legal - Board Meeting	2,424.60
	Bill	11/30/2016	661189	661189	8375 · BHFS Legal - Appropriative Pool	2,524.50
	Bill	11/30/2016	661190	661190	8475 · BHFS Legal - Agricultural Pool	2,524.50
	Bill	11/30/2016	661191	661191	8575 · BHFS Legal - Non-Ag Pool	2,524.50
	Bill	11/30/2016	661192	661192	6071 · BHFS Legal - Court Coordination	229.50
	Bill	11/30/2016	661193	661193	6072 · BHFS Legal - Annotated Judgment	114.75
	Bill	11/30/2016	661194	661194	6907.39 · Recharge Master Plan	310.95
	Bill	11/30/2016	661195	661195	6907.40 · Storage Agreements	11,488.95
				Expenses	6907.40 · Storage Agreements	35.31

CHINO BASIN WATERMASTER
Cash Disbursements For The Month of
December 2016

For Informational Purposes Only

Type	Date	Num	Name	Memo	Account	Paid Amount
Bill	11/30/2016	661196		661196	6907.41 · Prado Basin Habitat Sustain	777.60
Bill	11/30/2016	661197		661197	6907.44 · SGMA Compliance	1,935.45
TOTAL						46,000.62
Bill Pmt -Check	12/20/2016	19869	BANK OF AMERICA	XXXX-XXXX-XXXX-9341	1012 · Bank of America Gen'l Ckg	
Bill	11/30/2016	XXXX-XXXX-XXXX-9341		Administrative meeting w/PK, EF, AT, JJ	6141.3 · Admin Meetings	58.59
				Purchase copy of Taylor Protocols	6016 · New Employee Search Costs	49.95
				Purchase Norton Anti-Virus Software	6054 · Computer Software	49.99
				Send information to D. Maurizio	6042 · Postage - General	28.95
				Purchase headset for phone-Tellez-Foster	6031.7 · Other Office Supplies	73.00
				Purchase uniform w/logo for Tellez-Foster	6154 · Uniforms	103.15
				Purchase fuser for CFO printer in office	6031.7 · Other Office Supplies	128.52
				Purchase case for phone - TellezFoster	6031.7 · Other Office Supplies	14.03
				Purchase miscellaneous office supplies	6031.7 · Other Office Supplies	536.78
				Purchase space heater for CFO office	6031.7 · Other Office Supplies	55.13
				Purchase flowers for B. Kuhn	6031.7 · Other Office Supplies	88.26
				Purchase planners for GM	6031.7 · Other Office Supplies	60.91
				Lunch for pre-Ag Pool meeting	8412 · Meeting Expenses	58.94
				Mounted display rack for docs in Board room	6031.7 · Other Office Supplies	82.71
				Purchase miscellaneous office supplies	6031.7 · Other Office Supplies	86.39
				PK meeting w/M. Kinsey	8312 · Meeting Expenses	40.83
				Flight-Nakano-Dec. 5-7, 2016 NGWA conf.	6191 · Conferences - General	45.10
				Flight-Nakano-Dec. 5-7, 2016 NGWA conf.	6191 · Conferences - General	33.10
				PK meeting w/B. Feestra, T. Egoscue	8412 · Meeting Expenses	119.06
				PK meal at the 2016 ACWA Fall Conference	6191 · Conferences - General	219.16
				PK hotel for the 2016 ACWA Fall Conference	6191 · Conferences - General	520.64
				Purchase light-under cabinet in executive office	6031.7 · Other Office Supplies	40.76
				Renew internet conferencing service	6022 · Telephone	374.40
				Purchase award for K. Jeske retirement	6031.7 · Other Office Supplies	138.51
				Registration-Gregory-01/24/17 seminar	6192 · Seminars - General	199.00
TOTAL						3,205.86
Bill Pmt -Check	12/20/2016	19870	CALPERS	1394905143	1012 · Bank of America Gen'l Ckg	
Bill	12/15/2016	1394905143		1394905143	60182.1 · Medical Insurance	8,718.21
TOTAL						8,718.21
Bill Pmt -Check	12/20/2016	19871	CUCAMONGA VALLEY WATER DISTRICT	Lease due January 1, 2017	1012 · Bank of America Gen'l Ckg	
Bill	12/16/2016			Lease due January 1, 2017	1422 · Prepaid Rent	6,447.61
TOTAL						6,447.61

P166

CHINO BASIN WATERMASTER
Cash Disbursements For The Month of
December 2016

For Informational Purposes Only

Type	Date	Num	Name	Memo	Account	Paid Amount
Bill Pmt -Check	12/20/2016	19872	FRONTIER COMMUNICATIONS	909-484-3890-050914-5	1012 · Bank of America Gen'l Ckg	
Bill	12/16/2016	9094843890050914-5		Office fax	6022 · Telephone	138.20
TOTAL						138.20
Bill Pmt -Check	12/20/2016	19873	HARMONY PRESS	00-6235	1012 · Bank of America Gen'l Ckg	
Bill	12/09/2016	00-6235		Printing for 38th AR	6045 · Printing	3,314.79
TOTAL						3,314.79
Bill Pmt -Check	12/20/2016	19874	LEGAL SHIELD	0111802	1012 · Bank of America Gen'l Ckg	
Bill	12/19/2016	0111802		Employee deductions - December 2016	60194 · Other Employee Insurance	79.70
TOTAL						79.70
Bill Pmt -Check	12/20/2016	19875	SOLINST CANADA LTD.	VOID: 12799089	1012 · Bank of America Gen'l Ckg	
TOTAL						0.00
Bill Pmt -Check	12/20/2016	19876	STAULA, MARY L	Retiree Medical	1012 · Bank of America Gen'l Ckg	
Bill	12/31/2016				60182.4 · Retiree Medical	23.62
TOTAL						23.62
Bill Pmt -Check	12/21/2016	19878	INLAND EMPIRE UTILITIES AGENCY	90019304	1012 · Bank of America Gen'l Ckg	
Bill	12/01/2016	90019304		90019304	5011 · Replenishment Water	2,471,040.00
TOTAL						2,471,040.00
Bill Pmt -Check	12/22/2016	ACH 122216	PUBLIC EMPLOYEES' RETIREMENT SYSTEM	Payor #3493	1012 · Bank of America Gen'l Ckg	
General Journal	12/17/2016	16/12/06	PUBLIC EMPLOYEES' RETIREMENT SYSTEM	CalPERS Retirement for 12/04/16-12/17/16	2000 · Accounts Payable	8,586.20
TOTAL						8,586.20
					Total Disbursements:	3,644,306.19

P167

THIS PAGE
HAS
INTENTIONALLY
BEEN LEFT
BLANK
FOR PAGINATION

CHINO BASIN WATERMASTER

V. INFORMATION

3. Recharge Investigations and Projects Committee (RIPCom)

Recharge Investigation and Projects Committee, PAGE 1 OF 2

[1A] [1B] [1C] [1D] [1E] [1F] [1G] [1H] [1I] [1J] [1K] [1L] [1M] [1N] [1O] [1P] [1Q]

Project Name	Project Status	Anticipated (Or Actual) Project Completion Date	Project Cost To Date	TOTAL PROJECT BUDGET			PERCENT COST SHARE		Lifetime of Project BUDGET ALLOCATION			IEUA PROJECT COSTS		CBWM PROJECT COSTS		
				Original Budget	Proposed Revised Budget	Approved Revised Budget	IEUA	CBWM	Grant Funding	IEUA	CBWM	Actual Cost To Date	Remaining Balance Available (Based on Project Budget)	Actual Share (Based on Actual Cost To Date)	Invoices Paid To Date	Remaining Balance Available (Based on Project Budget)
Pre-RMPU Ongoing Projects																
GWR SCADA Upgrades (Task No. 4) ³	Construction	2/14/2017	\$ 303,024	\$ 892,000	\$ -	\$ 892,000	50%	50%	\$ 139,650	\$ 376,175	\$ 421,875	\$ 127,792	\$ 248,383	\$ 127,792	\$ 131,724	\$ 290,151
COMMUNICATION Upgrades (Task No. 3)	Completed	2/12/2016	\$ 1,227,096	\$ 1,245,000	\$ 1,227,096	\$ 1,227,096	50%	50%	\$ 192,850	\$ 517,123	\$ 517,123	\$ 517,123	\$ -	\$ 517,123	\$ 526,075	\$ (8,952)
CB20 Noise Mitigation (CBFIP Phase II Agreement)	Completed	2/17/2016	\$ 158,280	\$ 160,000	\$ -	\$ 160,000	50%	50%	\$ -	\$ 80,000	\$ 80,000	\$ 79,140	\$ 860	\$ 79,140	\$ 79,140	\$ 860
Upper Santa Ana River Habitat Conservation Plan (Task No. 7)	Investigation	6/30/2017	\$ 84,326	\$ 160,000	\$ -	\$ 160,000	50%	50%	\$ -	\$ 80,000	\$ 80,000	\$ 42,163	\$ 37,837	\$ 42,163	\$ 42,163	\$ 37,837
East Declaz Basin (1st Amendment - Task No. 1)	Canceled	4/7/2016	\$ 111,990	\$ -	\$ -	\$ 3,665,000 *	-	100%	\$ -	\$ -	\$ 114,000	\$ -	\$ -	\$ 111,990	\$ 109,982	\$ 4,018
SUBTOTAL PRE-RMPU PROJECTS	---	---	\$ 1,884,716	\$ 2,457,000	\$ 1,227,096	\$ 6,104,096	---	---	\$ 332,500	\$ 1,053,298	\$ 1,212,998	\$ 766,218	\$ 287,080	\$ 878,208	\$ 889,084	\$ 323,914
RMPU Projects																
San Sevaine Improvements (Task No. 8)	Design	4/20/2018	\$ 599,674	\$ 2,500,000	\$ -	\$ 6,460,000	50%	50%	\$ 1,125,000	\$ 2,667,500	\$ 2,667,500	\$ 247,621	\$ 2,419,879	\$ 247,621	\$ 278,228	\$ 2,389,272
2013 RMPU Amendment Yield Enhancement Projects (Task No. 1)	Pre-Design	12/15/2017	\$ 877,542	\$ 8,122,500	\$ -	\$ 3,825,500 **	7%	93%	\$ -	\$ 250,250	\$ 3,575,250	\$ 57,406	\$ 192,844	\$ 820,136	\$ 267,305	\$ 3,307,945
Lower Day Basin RMPU Improvement Project (Task No. 2)	Pre-Design	9/27/2018	\$ 225,692	\$ 2,480,000	\$ -	\$ 2,480,000	0%	100%	\$ 1,125,000	\$ -	\$ 1,355,000	\$ -	\$ -	\$ 123,312	\$ 216,358	\$ 1,138,642
2013 RMPU Amendment Yield Enhancement Projects Construction	Pending - Note ¹	6/30/2020	\$ -	\$ -	\$ 38,622,500	\$ -	0%	100%	\$ -	\$ -	\$ 38,622,500	\$ -	\$ -	\$ -	\$ -	\$ 38,622,500
2013 RMPU Amendment - Victoria Basin Construction	Pending - Note ²	6/30/2019	\$ -	\$ -	\$ 130,000	\$ -	50%	50%	\$ -	\$ 65,000	\$ 65,000	\$ -	\$ 65,000	\$ -	\$ -	\$ 65,000
2013 RMPU Amendment - RP-3 Construction	Pending - Note ²	6/30/2020	\$ -	\$ -	\$ 3,300,000	\$ -	50%	50%	\$ -	\$ 1,650,000	\$ 1,650,000	\$ -	\$ 1,650,000	\$ -	\$ -	\$ 1,650,000
SUBTOTAL RMPU PROJECTS	---	---	\$ 1,702,908	\$ 13,102,500	\$ 42,052,500	\$ 12,765,500	---	---	\$ 2,250,000	\$ 4,632,750	\$ 47,935,250	\$ 305,026	\$ 4,327,724	\$ 1,191,069	\$ 761,891	\$ 47,173,359
GRAND TOTALS	---	---	\$ 3,587,624	\$ 15,559,500	\$ 43,279,596	\$ 18,869,596	---	---	\$ 2,582,500	\$ 5,686,048	\$ 49,148,248	\$ 1,071,244	\$ 4,614,804	\$ 2,069,276	\$ 1,650,975	\$ 47,497,273

NOTES: Updated: 11/22/2016
 * The total design cost of \$3,665,000 is part of the total approved budget as stated within the First Amendment to Task Order No. 1. Second Amendment to Task Order No. 1 eliminated the East Declaz Project of \$3,665,000 and adds \$114,000 due from CBWM for feasibility study.
 ** The total design cost of \$3,825,500 is a part of the total approved budget as stated within the first amendment to Task Order No. 1. Second Amendment to Task Order No. 1 (\$3,825,500 + \$114,000 = \$3,939,500).
¹ Pending project awaiting evaluation by IEUA. Project has not been funded by an approved Task Order or approved by the Watermaster Board. 100% of construction costs are allocated to Watermaster
² Project(s) are under review by IEUA. Projects have not been funded by an approved Task Order or approved by the Watermaster Board. Project construction costs are allocated 50% to IEUA and 50% to Watermaster.
³ Watermaster Board approved an additional amount of \$45,700 (50% of the anticipated additional costs of \$91,400) on November 25, 2014 for the Programmable Logic Controller (PLC) replacements at the five Rubber Dam/Basin systems.

Recharge Investigation and Projects Committee, PAGE 2 OF 2

[2A] [2B] [2C] [2D] [2E] [2F] [2G] [2H] [2I] [2J] [2K] [2L] [2M] [2N] [2O]

Project Name	CBWM Fiscal Year 2016/17										CBWM Future Years				
	CURRENT YEAR CBWM BUDGET				CURRENT YEAR CBWM ACTUALS						CBWM FUTURE BUDGET NEEDS				
	Budget Carry-Over	Approved Budget	Budget Amendments/ Transfers	Total Fiscal Year Budget	Actual to Date (Including Paid & Outstanding Invoices)	Remaining Balance Available	Completed Projects With Available Funds To Be Distributed ¹	CBWM Remaining Projected Costs	Budget Amendment Required? (Yes/No)	Projected CarryOver Funds FY 2017/18	Fiscal Year 2017/18	Fiscal Year 2018/19	Fiscal Year 2019/20	Fiscal Year 2020/21	
Pre RMPU Ongoing Projects															
GWR SCADA Upgrades (7690.61) (Task No. 4)	\$ 318,018	\$ -	\$ -	\$ 318,018	\$ 27,867	\$ 290,151	\$ -	\$ 290,151	No	\$ -	\$ -	\$ -	\$ -	\$ -	
COMMUNICATION Upgrades (7690.62) (Task No. 3)	\$ (8,952)	\$ -	\$ -	\$ (8,952)	\$ -	\$ (8,952)	\$ -	\$ (8,952)	No	\$ -	\$ -	\$ -	\$ -	\$ -	
CB20 Noise Mitigation (7690.5) COMPLETED	\$ 860	\$ -	\$ -	\$ 860	\$ -	\$ 860	\$ 860	\$ 860	No	\$ -	\$ -	\$ -	\$ -	\$ -	
Upper Santa Ana River Habitat Conservation Plan (7690.7) (Task No. 7)	\$ 37,837	\$ -	\$ -	\$ 37,837	\$ -	\$ 37,837	\$ -	\$ 37,837	No	\$ -	\$ -	\$ -	\$ -	\$ -	
East Declerz Basin (7690.16) (1st Amendment - Task No. 1)	\$ -	\$ 114,000	\$ -	\$ 114,000	\$ 109,982	\$ 4,018	\$ -	\$ 4,018	No	\$ -	\$ -	\$ -	\$ -	\$ -	
Wineville Proof of Concept (7209.2) (Task No. 6) COMPLETED	\$ 35,398	\$ -	\$ -	\$ 35,398	\$ -	\$ -	\$ 35,398	\$ -	No	\$ -	\$ -	\$ -	\$ -	\$ -	
Jurupa Pump Station (7209.1) (Task No. 5) COMPLETED	\$ 37,981	\$ -	\$ -	\$ 37,981	\$ -	\$ -	\$ 37,981	\$ -	No	\$ -	\$ -	\$ -	\$ -	\$ -	
Hickory Basin (7690.3) COMPLETED	\$ 3,877	\$ -	\$ -	\$ 3,877	\$ -	\$ -	\$ 3,877	\$ -	No	\$ -	\$ -	\$ -	\$ -	\$ -	
SUBTOTAL PRE-RMPU PROJECTS	\$ 425,019	\$ 114,000	\$ -	\$ 539,019	\$ 137,849	\$ 323,914	\$ 78,116	\$ 323,914	No	\$ -	\$ -	\$ -	\$ -	\$ -	
RMPU Projects															
San Sevaine Improvements (7690.4) (Task No. 8)	\$ 1,360,583	\$ 1,065,600	\$ -	\$ 2,426,183	\$ 36,911	\$ 2,389,272	\$ -	\$ 2,389,272	No	\$ -	\$ -	\$ -	\$ -	\$ -	
2013 RMPU Amendment Yield Enhancement Projects (7690.15) (Task No. 1)	\$ 467,270	\$ 1,550,000	\$ -	\$ 2,017,270	\$ 164,825	\$ 1,852,445	\$ -	\$ 3,307,945	Yes	\$ -	\$ 1,455,500	\$ -	\$ -	\$ -	
Lower Day Basin RMPU Improvement Project (7690.8) (Task No. 2)	\$ 2,699	\$ 140,000	\$ -	\$ 142,699	\$ 30,057	\$ 112,642	\$ -	\$ 1,138,642	Yes	\$ -	\$ 1,026,000	\$ -	\$ -	\$ -	
2013 RMPU Amendment Yield Enhancement Projects Construction	\$ -	\$ -	\$ -	\$ -	\$ -	\$ -	\$ -	\$ 38,622,500	Yes	\$ -	\$ 8,300,000	\$ 22,022,500	\$ 8,300,000	\$ -	
Victoria Basin Construction	\$ -	\$ -	\$ -	\$ -	\$ -	\$ -	\$ -	\$ 65,000	Yes	\$ -	\$ 32,500	\$ 32,500	\$ -	\$ -	
RP-3 Construction	\$ -	\$ -	\$ -	\$ -	\$ -	\$ -	\$ -	\$ 1,650,000	Yes	\$ -	\$ 325,000	\$ 825,000	\$ 500,000	\$ -	
SUBTOTAL RMPU PROJECTS	\$ 1,830,552	\$ 2,755,600	\$ -	\$ 4,586,152	\$ 231,793	\$ 4,354,359	\$ -	\$ 47,173,359	---	\$ -	\$ 11,139,000	\$ 22,880,000	\$ 8,800,000	\$ -	
GRAND TOTALS	\$ 2,255,571	\$ 2,869,600	\$ -	\$ 5,125,171	\$ 369,642	\$ 4,678,273	\$ 78,116	\$ 47,497,273	---	\$ -	\$ 11,139,000	\$ 22,880,000	\$ 8,800,000	\$ -	

NOTES: Updated: 11/22/2016
¹ \$78,116 of the Carry-Over funds could be (1) allocated to other projects; (2) kept in reserve; or (3) refunded to the Appropriators on the next Assessment. CB20 Noise Mitigation Project of \$860; Wineville Project of \$35,398; Jurupa Pump Station of \$37,981; and Hickory Basin of \$3,877 = \$78,116.

Non-RMPU Ongoing Projects



THIS PAGE
HAS
INTENTIONALLY
BEEN LEFT
BLANK
FOR PAGINATION



**GWR AND RW SCADA UPGRADES
PROJECT NO. EN14047
STATUS UPDATE: NOVEMBER 7, 2016**

During Inland Empire Utilities Agency's asset review of the existing Supervisory Control & Data Acquisition (SCADA) system, a thorough and comprehensive evaluation of the recycled water (RW) and groundwater recharge (GWR) control system was conducted. A Master Plan was developed; and it recommended critical upgrades to the RW and GWR SCADA systems. The purpose of this project is to provide control system improvements to sustain and support the continued growth of the RW and GWR programs. Under this project, five recharge basins which operate a rubber dam system will be replaced with newer, reliable and fully supported programmable logic controllers (PLCs). The current PLCs are outdated and lack critical product and technical support. The upgrade will extend the site's reliability by 10 years and provide the initial development model when transitioning other sites to newer controllers.

Schedule:

	<u>Project Budget</u>		<u>Actual Cost to Date</u>		
	\$892,000		\$303,024		
<u>Phase</u>	<u>Start</u>	<u>Finish</u>	<u>Status</u>	<u>Projected Cost</u>	<u>Actual Cost</u>
Project Development	11/11/11	02/24/14	Completed	\$450	\$422
Design	02/26/14	01/15/16	Completed	\$192,312	\$186,512
Permits	09/12/14	01/15/16	Completed	\$50	\$42
Bid and Award	01/18/16	04/20/16	Completed	\$4,000	\$3,461
Construction*	04/21/16	02/14/17	In Progress	\$413,678	\$112,587
				<u>\$610,490</u>	<u>\$303,024</u>

*Received bids reduced projected construction cost.

Grant/Loan Update:

Awarded a \$139,650 grant and a 1% interest 30-year loan at \$740,145 from the Santa Ana Project Water Authority and Clean Water State Revolving Fund loan program respectively.

Cost Sharing Document: Task Order No. 4 of the Master Agreement of 2014


Project Update:

As reported last month, the contractor, Trimax Systems, Inc. has been delinquent in maintaining the project schedule on submitting the programming plan, hardware and software components, and PLC panel layout drawings.


On September 29, 2016 the IEUA's project manager and construction manager met with Trimax's management group to address and resolve these concerns. The meeting resulted with Trimax

committing to additional resources so that the project completes as scheduled. Staff will continue to monitor the situation and immediately address any further delays.

Project Photos:



San Sevaine Turnout control panel



Turner Basin control panel



**UPPER SANTA ANA RIVER WATERSHED HABITAT CONSERVATION PLAN
PROJECT NO. RW15002
STATUS UPDATE: NOVEMBER 7, 2016**

The purpose of the Habitat Conservation Plan (HCP) is to investigate and develop a plan to offset the biological impact of future water and recharge improvement projects in the Chino Basin area that have the potential to affect federally-listed endangered, threatened or special status species. This project will be a part of a regional plan with other proposed projects within the Upper Santa Ana River Region. The goal of the project is to identify, in advance, sites that may require biological offset/mitigation and avoid permitting delays on future RMPU projects or other identified recharge improvement projects.

Schedule:

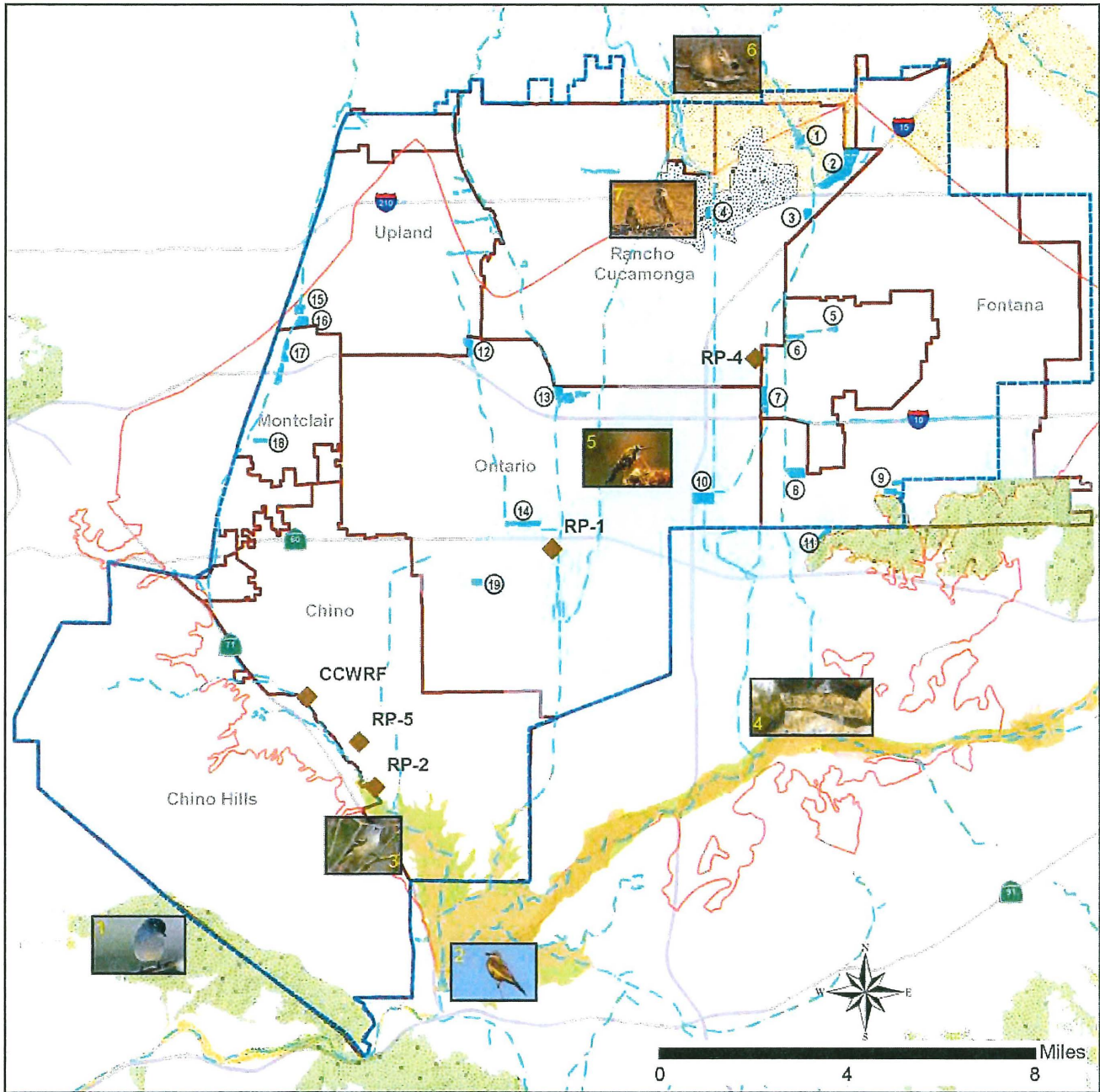
	<u>Project Budget</u>		<u>Actual Cost to Date</u>		
	\$160,000		\$84,326		
<u>Phase</u>	<u>Start</u>	<u>Finish</u>	<u>Status</u>	<u>Projected Cost</u>	<u>Actual Cost</u>
Investigate/Plan	07/01/14	12/30/17	In Progress	\$160,000	\$84,326
				\$160,000	\$84,326

Cost Sharing Document: Task Order No. 7 of the Master Agreement of 2014

Project Update:

- Hydraulic modeling is complete.
- Climate change impacts will be addressed during the adaptive management portion of the plan, which will include monitoring requirements.
- Study area includes 451 miles of streams; 83 miles have been identified as potentially impacted by projects. Approximately half of the identified streams are preliminarily identified as “highly modified” (e.g. concrete storm drain channels). A series of workgroup meetings in December will go through the data to confirm status of unmodified versus modified.
- Biological impact studies have been occurring in parallel with the hydrology analysis for the 23 listed/anticipated to be listed species.

The project is about one year behind schedule, but is gaining momentum since the modeling work is completed. A revised schedule will be circulated next month.



Legend		Endangered Species Habitat Ranges		Recharge Basins	
	Regional Plants		1. California Gnatcatcher		Etiwanda Debris Basin - (SBCFCD)
	Rivers/Channels		2. Southwestern Willow Flycatcher		San Sevaine Basins - (SBCFCD)
	CBWM Service Area		3. Least Bell's Vireo		Victoria Basin - (SBCFCD)
	IEUA Service Area		4. Santa Ana Sucker		Lower Day Basin - (SBCFCD)
	Cities Boundary		5. Delhi Sands Flower-Loving Fly		Banana Basin - (SBCFCD)
	Freeways		6. Merriam's San Bernardino Kangaroo Rat		Hickory Basin - (SBCFCD)
			7. Borrowing Owl		Etiwanda Conservation Basins - (SCE)
					Jurupa Basin - (SBCFCD)
					RP-3 Basin - (IEUA)
					Wineville Basin - (SBCFCD)
					Declez Basin - (SBCFCD)
					8th Street Basin - (SBCFCD)
					Turner Basins - (SBCFCD/CBWCD)
					Ely Basins 1,2 and 3 - (SBCFCD/CBWCD)
					College Heights Basins - (CBWCD)
					Upland Basin - (Upland)
					Montclair Basins - (CBWCD)
					Brooks Street Basins - (CBWCD)
					Grove Basin - (SBCFCD)



**EAST DECLEZ BASIN IMPROVEMENTS
PROJECT NO. RW15003.01
STATUS UPDATE: NOVEMBER 7, 2016**

In 2014 Watermaster members proposed the utilization of the available land east of the existing Declez Basins. This project proposes to expand the Declez Recharge Facility with an added basin. It also includes upstream improvements to divert and convey additional stormwater to the new basin. The potential increase in recharge capacity is 913 acre-feet per year. Project improvements include the following:

- Excavating and hauling offsite over 1,030,000 cubic yards of soil material to develop the new east basin.
- Constructing a diversion structure from the Declez Channel into the new basin with approximately 2,700 linear feet of new piping.
- Constructing a new spillway structure and outlet between the new and existing basins.
- Constructing a rubber dam system to divert flow from the San Sevaine Channel into the Jurupa Basin. The Jurupa Basin will act as a flow through basin to Declez Basin.
- Increasing the flow capacity to over 100cfs on an existing pump station within Jurupa Basin.
- Construct approximately 2,800 linear feet of new conveyance piping from Jurupa to the Declez Channel.

Schedule:

	<u>Project Budget</u>		<u>Actual Cost to Date</u>		
	\$3,665,000		\$111,990		
<u>Soft Cost Phases</u>	<u>Start</u>	<u>Finish</u>	<u>Status</u>	<u>Projected Cost</u>	<u>Actual Cost</u>
Project Development	07/01/15	07/21/15	Completed	\$26,000	-
Pre-Environmental	07/22/15	02/01/16	Completed	\$11,000	2,932
Feasibility Study (PDR)	07/22/15	02/19/16	Completed	\$103,000	\$99,574
Preliminary Design	02/20/16	08/29/16	Canceled	\$511,000	-
Land Acquisition*	11/18/15	05/17/16	Canceled	-	\$9,484
Environmental	02/02/16	08/29/16	Canceled	\$197,000	-
Design	08/30/16	12/29/17	Canceled	\$2,542,000	-
Permits	08/30/16	12/29/17	Canceled	\$275,000	-
				\$3,665,000	\$111,990

*The refundable deposit on the property hold, minus processing fees, has been returned.

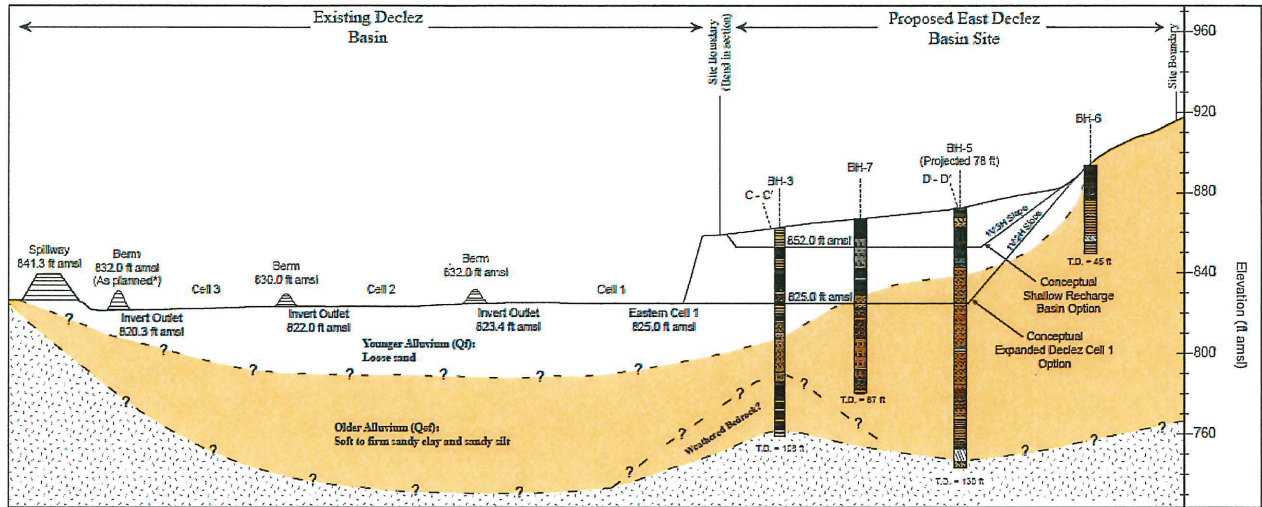
Cost Sharing Documents:

- Task Order No. 1 of the Master Agreement of 2014 (Aug, 2014)
- 1stAmendment Task Order No. 1 of the Master Agreement of 2014 (April, 2015)
- 2nd Amendment Task Order No. 1 of the Master Agreement of 2014 (June, 2016)

Project Update:

This project is completed. The final balance on expenses is now at \$111,990. IEUA and Watermaster is finalizing all cost sharing amounts.

Project Photo:



Profile of the proposed East Declez with bore hole testing locations

RMPU PROJECTS



THIS PAGE
HAS
INTENTIONALLY
BEEN LEFT
BLANK
FOR PAGINATION



**SAN SEVAINE IMPROVEMENTS PROJECT
PROJECT NO. EN13001
STATUS UPDATE: NOVEMBER 7, 2016**

As part of the 2013 Amendment to the 2010 Recharge Master Plan Update (RMPU), this Project will evaluate, design, and construct basin improvements needed to maximize infiltration and recharge capture at the San Sevaine Basins. The final recommendation from the preliminary development report proposes to implement: (1) a new stormwater / recycled water pump station in Basin 5, (2) directly tying it into an existing RW pipeline, (3) place new pipelines and headwalls into Basins 1, 2, and 3, and (4) install monitoring wells and lysimeters. The proposed improvements will add 642 acre-feet per year of stormwater and 4,100 acre-feet per year of recycled water for groundwater recharge.

Schedule:

<u>Project Budget</u>	<u>Actual Cost to Date</u>
\$6,460,000	\$599,674

<u>Phase</u>	<u>Start</u>	<u>Finish</u>	<u>Status</u>	<u>Projected Cost</u>	<u>Actual Cost</u>
Pre-design	10/01/12	05/14/15	Completed	\$160,000	\$159,833
Environmental Impact	06/26/13	01/20/16	Completed	\$30,000	\$24,218
Design	05/15/15	12/12/16	In Progress	\$400,000	\$390,623
Permits	05/15/13	12/12/16	In Progress	\$25,000	\$25,000
Bid and Award	12/13/16	03/15/17	Not Started	\$5,000	-
Construction	03/16/17	04/20/18	Not Started	\$5,840,000	-
				\$6,460,000	\$599,674

Grant/Loan Update:

Awarded a \$750,000 state grant from the Department of Water Resources through the Santa Ana Watershed Project Authority as part of Proposition 84 and a \$375,000 federal grant from the US Bureau of Reclamation.

Cost Sharing Document:

- Task Order No. 8 of the Master Agreement of 2014 (August, 2014)
- 1st Amendment Task Order No. 8 of the Master Agreement of 2014 (April, 2015)

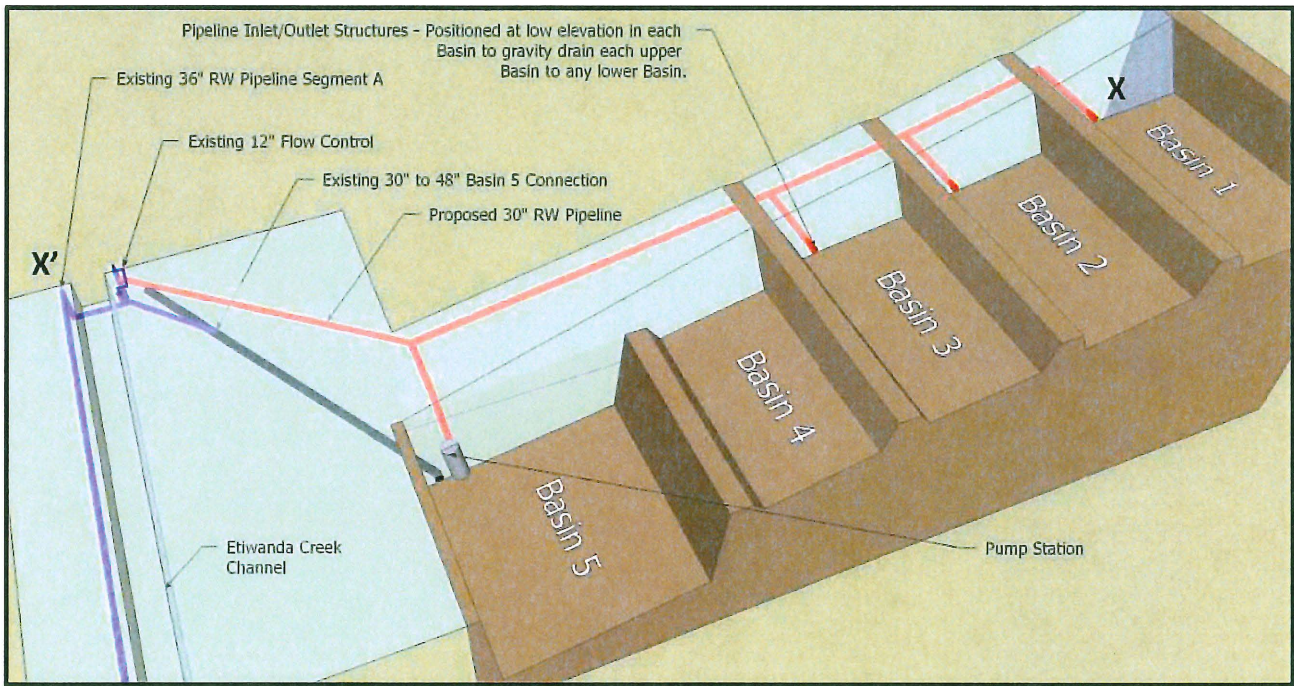
Project Update:

The design efforts to develop the construction plans and specifications for the proposed improvements at San Sevaine are fully completed. Final review comments were addressed in October. A construction bid document is currently being finalized. In the meantime, IEUA is releasing an RFI (request for information) to pre-qualify general contractors. In order to ensure

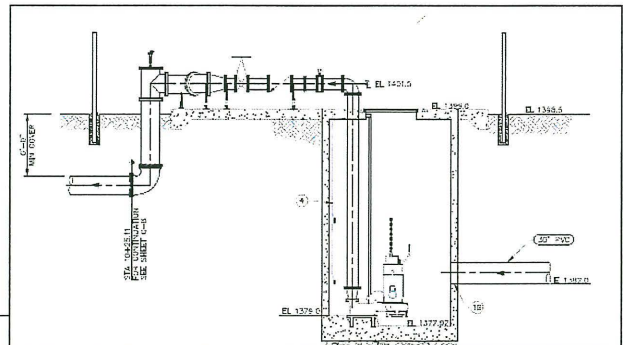
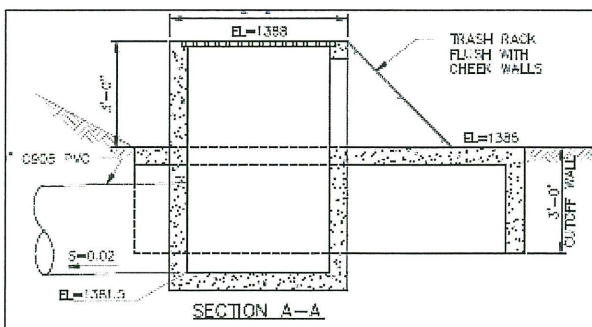
the quality of work is maintained during construction, IEUA intends to use only pre-qualified contractors to participate in the bidding process. A pre-qualification questionnaires are provided to all contractors. The response to these questionnaires will be reviewed by a selection panel who will provide a final recommendation on the selected contractors. The prequalification process is scheduled to end in mid to late December. Bidding is to begin in January after a list of pre-qualified contractors is established.

Currently the permitting phase is extended to address additional efforts to acquire new certifications/agreements with the Fish and Wildlife, Army Corps, and State Water Quality Control Board to permit work within the lower areas of the basin. IEUA continues to work with Tom Dodson, its environmental consultant, to expedite the application and review process for these needed documents. This effort extended the project schedule by delaying the construction award to March 2017.

Conceptual Design:



Isometric View of the Recommended Basin Improvement
Pump Station in Basin 5 and Extension of the Recycled Water Pipeline to Basins 1, 2, and 3



Design Profile of proposed Pump Station in Basin 5



**2013 RMPU AMENDMENT YIELD ENHANCEMENT PROJECTS
PROJECT NO. RW15003.00
STATUS UPDATE: NOVEMBER 7, 2016**

The 2013 Amendment to the 2010 Recharge Master Plan Update recommended that the yield enhancement projects listed below be implemented for preliminary-design, environmental review, permitting, and final design.

ID	Basin Projects	Key Project Improvements	Original RMPU Yield		Adjusted Yield	
			SW	RW	SW	RW
			acre-feet per year			
18a	CSI Storm Water Basin	New storage and recharge facility by deepening/removing 36,000 CY	81	-	81	-
23a	Wineville, Jurupa, and RP3	Improve storage and recharge capacity with pumps/conveyance systems between basins and provide new diversion structures	3,166	2,905	3,166	2,905
27	Decluz Basin	Improve capacity by modifying existing/adding new structures	241	-	241	-
11	Victoria Basin	Improve the infiltration rate and increase storage by removing settled deposits	43	120	43	120
14	Turner Basin	Increase storage and recharge by raising the spillway height	66	-	66	-
15a	Ely Basin	Improve storage and recharge by removing 470,000 CY	221	-	221	-
2	Montclair Basins	Increase storage and recharge capacity by directing more channel flow	248	-	248	-
25a	Sierra	Improve storage and recharge by removing 40,000 CY <i>(Removed-no longer feasible)</i>	64	-		
17a	Lower San Sevaine Basin	Construct a new storage flow through basin <i>(Removed-no longer feasible)</i>	1,221	-		
			5,351	3,025	4,066	3,025

Schedule:

Soft Cost Phases	Amended Soft Cost*			Actual Cost to Date	
	Start	Finish	Status	Projected Cost	Actual Cost
Project Development	07/01/14	06/17/15	Completed	\$27,000	\$3,476
Preliminary Design	06/25/15	11/16/16	In Progress	\$735,000	\$834,778
Environmental	02/19/15	03/15/17	In Progress	\$325,000	\$39,288
Design	11/17/16	12/15/17	Not Started	\$2,638,500	-
Permits	11/17/16	12/15/17	Not Started	\$100,000	-
				\$3,825,500	\$877,542

*PID 25a and PID 17a are removed from the design and not included within the total soft cost.

Grant/Loan Update:

IEUA is preparing to apply for state grants and loans through the SWRCB Prop. 1 Stormwater Grant and the Clean Water SRF Loans. The potential grant and loan amount is near \$14M and \$45M respectively. Recently, RP-3 Basin Improvements was awarded a \$300K grant from the US Bureau of Reclamation.

Cost Sharing Document:

- Task Order No. 1 of the Master Agreement of 2014 (August, 2014)
- 1st Amendment Task Order No. 1 of the Master Agreement of 2014 (April, 2015)
- 2nd Amendment Task Order No. 1 of the Master Agreement of 2014 (June, 2016)

Project Update:

Currently Tom Dodson & Associates is developing a Program Environmental Impact Report (PEIR) for multiple planning documents which include the proposed RMPU projects. The scheduled completion date for a draft environmental study is late November 2016. The PEIR is scheduled to be completed in March 2017.

In the meantime Stantec’s PDR document was completed last month. The approval on the list of recommended project is scheduled for final adoption by Watermaster stakeholders in November, 2016. When approved the project’s task order will in January 2017 to align the projected cost with the approved PDR recommendation. The following is the list of recommended approved projects:

Proposed RMPU Project (Post 2014 Stormwater Recharge Program)

Project ID	Project	Yield	Recycled Water	Storm Water Recharge Unit Cost to CBWM Parties	Capital Cost to CBWM Parties	Total Annual Cost to CBWM Parties
Recommended MZ3 Projects¹						
23a	2013 Proposed RP3 Improvements ²	2,921	2,905	\$ 406	\$ 721,000	\$ 51,531
	2013 RMPU Proposed Wineville				\$ 3,574,000	\$ 292,686
	2013 RMPU Proposed Jurupa				\$ 1,413,000	\$ 118,653
	2013 Wineville PS to Jurupa, Expanded Jurupa PS to RP3 Basin				\$ 10,019,000	\$ 721,953
Total MZ3				\$ 15,727,000	\$ 1,184,823	
Recommended MZ2 Projects³						
11	Victoria Basin ⁴	75	120	\$ 111	\$ 86,000	\$ 8,358
7	San Sevaine Basins ⁵	669	4,100	\$ 384	\$ 3,230,000	\$ 257,189
12	Lower Day Basin (2010 RMPU)	993	0	\$ 285	\$ 3,779,000	\$ 282,579
Total MZ2		1,737	4,220	\$ 316	\$ 7,095,000	\$ 548,125
Recommended MZ1 Projects						
2	Montclair Basins	233	0	\$ 540	\$ 1,802,000	\$ 125,844
Total MZ1		233	0	\$ 540	\$ 1,802,000	\$ 125,844
Total Recommended Projects		4,891	7,125	\$ 380	\$ 24,624,000	\$ 1,858,792

1. PID 25a (Sierra Basin) is no longer feasible. Further development on PID 18a (CSI Basin) and PID 27 (Declez Basin) have been deferred at this time.
 2. PID 23a (2013 RMPU Proposed Wineville PS to Jurupa, Expanded Jurupa PS to RP3 Basin, and 2013 Proposed RP3 Improvements) was separated into its individual components. The total capital cost is about \$16,448,000.
 3. PID 17a (Lower San Sevaine Basin) is no longer feasible. Further development on PID 14 (Turner Basin) and PID 15a (Ely Basin) have been deferred at this time.
 4. PID 11's total capital cost is \$172,000.
 5. PID 7's total capital cost is \$6,460,000.



**LOWER DAY RMPU IMPROVEMENTS
PROJECT NO. RW15004
STATUS UPDATE: NOVEMBER 7, 2016**

This project will modify the existing intake structure and install pneumatic gates in the channel. The pneumatic gates will monitor and self-adjust to maintain a water level or rate of discharge over the gate structure in accordance with an established programmable logic controller. The basin's existing embankment will be evaluated and reconstructed to meet the requirements of a dam embankment with the Division of Safety of Dams. Improvement to the embankment may include excavation and keying to prevent piping and seepage. Per the 2013 RMPU, this project proposes to increase the recharge capacity of the basin by 789 acre-feet per year.

Schedule:

	<u>Project Budget</u>	<u>Actual Cost to Date</u>			
	\$2,480,000	\$225,692			
<u>Phase</u>	<u>Start</u>	<u>Finish</u>	<u>Status</u>	<u>Projected Cost</u>	<u>Actual Cost</u>
Project Development	07/01/14	12/17/14	Completed	\$25,000	\$24,790
Pre-Design	12/18/14	11/16/16	In Progress	\$159,000	\$137,589
Environmental Impact	12/18/14	04/20/16	Completed	\$45,000	\$43,313
Permits	12/18/14	06/29/17	In Progress	\$20,000	\$20,000
Design	11/17/16	07/24/17	Not Started	\$183,000	-
Bid and Award	07/25/17	10/18/17	Not Started	8,000	-
Construction	10/19/17	10/25/18	Not Started	\$2,040,000	-
				\$2,480,000	\$225,692

Grant/Loan Update:

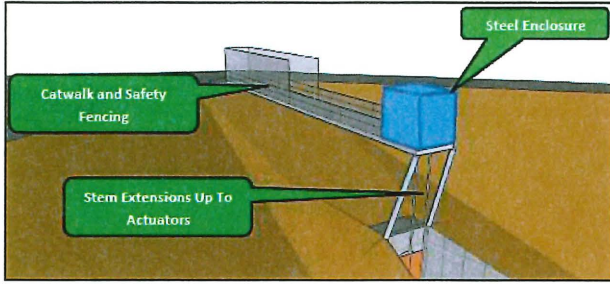
Awarded a \$750,000 state grant from the Department of Water Resources through the Santa Ana Watershed Project Authority as part of Proposition 84 and a \$375,000 federal grant from the US Bureau of Reclamation.

Cost Sharing Document: Task Order No. 2 of the Master Agreement of 2014

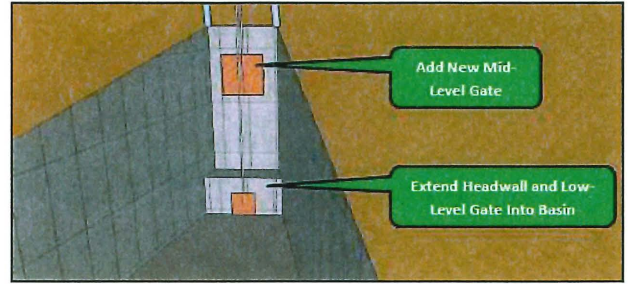
Project Update:

The PDR was finalized in October 2016. Watermaster stakeholders are scheduled to finalize the recommended design approach in November. When approved the project's task order will be amended in January 2017 to align the projected cost with the approved PDR recommendation. The PDR's updated capital cost is \$3.69 Million with a stormwater yield of 993 AF and a unit cost of \$285 per AF.

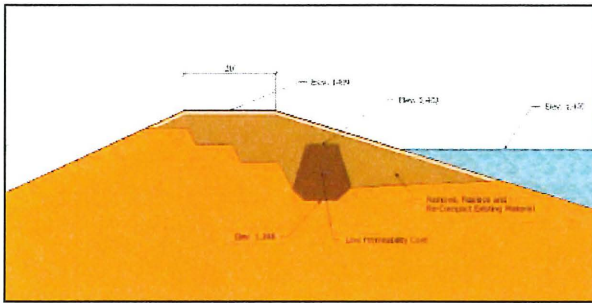
Conceptual Design of the Proposed Improvements:



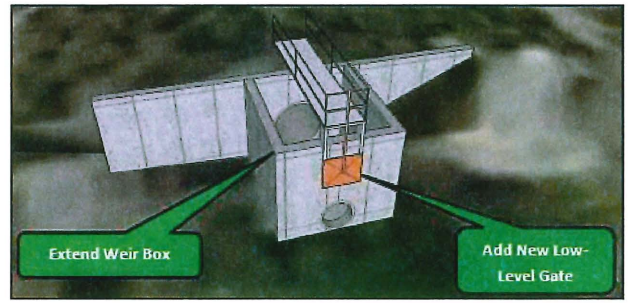
Mid-level Outlet Modifications – Increase Storage to the Lower Basin



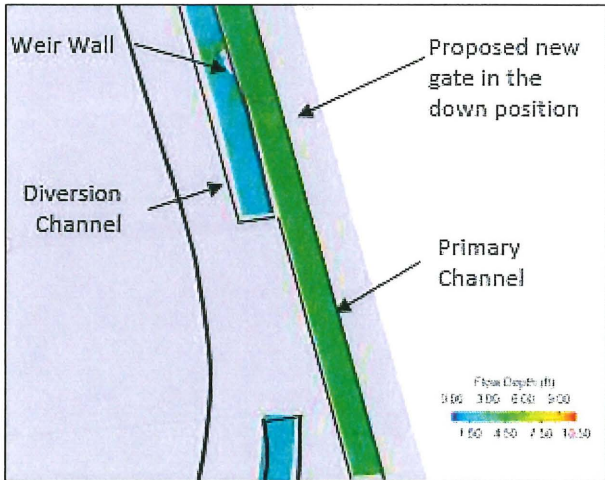
Coating Existing 36" & 72" Outlet Pipes – Maintain Flood Control requirements of immediate dewatering



Reconstruction of Southern Berm – Prevent Seepage



Modifications to Upper Basin Outlet – Increase Storage to the Upper Basin



Water Flow Simulation of Channel with Proposed New Gate



An Obermeyer Weir Wall example in Mendocino, California

CHINO BASIN WATERMASTER

V. INFORMATION

4. Ground Level Monitoring Report (Quarterly)

Quarterly Status Report

Ground-Level Monitoring Committee

October – December 2016

This quarterly status report describes the background of the Ground-Level Monitoring Program (GLMP), the main activities conducted for the GLMP and by the Ground-Level Monitoring Committee (Committee) for the period October - December 2016, and the main activities planned for the period January - March 2017.

Background

Historically, the utilization of the Chino Basin has inadvertently resulted in land subsidence and ground fissuring. Pursuant the OBMP Implementation Plan, the Watermaster developed and implements the Chino Basin Subsidence Management Plan (SMP). The objective of the SMP is to minimize or abate the occurrence of land subsidence and ground fissuring.

The SMP identifies four “Areas of Subsidence Concern” and the MZ-1 Managed Area in the western portion of the Chino Basin. Figure 1 shows the locations of these areas. These are areas where land subsidence and ground fissuring have historically occurred, or where the underlying hydrogeologic conditions makes these areas susceptible to land subsidence and ground fissuring. In the MZ-1 Managed Area, the Watermaster has conducted monitoring and testing programs, and has developed Management Criteria for the groundwater producers within the area to minimize or abate the future occurrence of land subsidence and ground fissuring. The Management Criteria consists of the following main elements:

- a list of production wells in the MZ-1 Managed Area that are subject to the SMP.
- an index water level measured at Watermaster’s PA-7 piezometer at Ayala Park. The index water level is called the Guidance Level.
- a Watermaster recommendation that the well owners collectively manage their production so that the water level at the PA-7 piezometer remains above the Guidance Level.

The SMP also calls for:

1. an ongoing monitoring and reporting program to verify the protective nature of the SMP and identify new threats or occurrences of land subsidence.
2. a process to adjust the SMP to minimize or abate land subsidence and ground fissuring.

Since the initial SMP was adopted by the Watermaster in 2007, Watermaster has conducted the annual GLMP to implement the monitoring and reporting program in (1.) above.

The main activities of the GLMP include:

- Setup and Maintenance of Monitoring Facilities
- Monitoring and Testing
- Data Analysis and Reporting
- Meetings of the Ground-Level Monitoring Committee

The main results and conclusions of the GLMP have been:

- Very little permanent land subsidence has occurred in the MZ-1 Managed Area, which indicates that subsidence is being successfully managed in this area.



Quarterly Status Report

Ground-Level Monitoring Committee

October – December 2016

- Land subsidence has been occurring in the Northwest MZ-1 Area (Northwest MZ-1). Of particular concern is that subsidence in Northwest MZ-1 has occurred differentially across the San Jose Fault and in other areas—the same pattern of differential subsidence that occurred in the MZ-1 Managed Area during the time of ground fissuring.

Based on these results, the Watermaster determined that the SMP needs to be updated to include a *Subsidence Management Plan for the Northwest MZ-1 Area* with the long-term objective to minimize or abate the occurrence of the differential land subsidence. To assist in this update, the GLMP has been expanded in Northwest MZ-1. The SMP was updated in 2015 to include the *Work Plan to Develop a Subsidence Management Plan for the Northwest MZ-1 Area* (Work Plan). The Work Plan includes eleven tasks that include investigations, construction of monitoring facilities, monitoring and testing programs, modeling, and reporting. Tasks 1 through 5 and 11, or portions thereof, are planned for FY 2016-17:

- Task 1: Describe the Initial Hydrogeologic Conceptual Model and the Monitoring and Testing Program
- Task 2: Implement the Initial Monitoring and Testing Program
- Task 3: Develop and Evaluate the Baseline Management Alternative
- Task 4: Develop and Evaluate the Initial Subsidence-Management Alternative
- Task 5: Design and Install the Pomona Extensometer Facility
- Task 11: Meetings and Administration

Activities Performed from October - December 2016

Setup and Maintenance of Monitoring Facilities

- Performed monthly routine maintenance, data collection, and verification at the Ayala Park Extensometer and Chino Creek Extensometer facilities.
- Reinstalled and tested the transducer in PC-4 at Ayala Park that was malfunctioning and was repaired and recalibrated.
- Updated software on the modem for the Chino Creek Extensometer telemetry system to comply with a security advisory issued by the manufacturer and cellular service provider.
- *Northwest MZ-1 Area Investigation:*
 - Coordinated with the Monte Vista Water District and the City of Pomona to determine the modifications needed for collection of groundwater-level and production data from their wells for the monitoring program.
 - Prepared a draft Technical Memorandum: *Siting Study for the Pomona Extensometer.*
 - Prepared draft technical specifications for the Pomona Extensometer.

Monitoring and Testing

- Performed quarterly collection, checking, and storing of piezometric and aquifer-system



Quarterly Status Report

Ground-Level Monitoring Committee

October – December 2016

deformation data from the wells and the Ayala Park and Chino Creek extensometer facilities shown on Figure 1.

- Collected InSAR data for western Chino Basin from the German Aerospace Center's TerraSAR-X satellite.
- Installed new benchmark monuments for elevation surveys within the Northwest MZ-1 Area.
- *Long-Term Pumping Test in the MZ-1 Managed Area.* The Long-Term Pumping Test, described in the SMP, was developed by the Committee to test and refine the Guidance Level for the Managed Area. The test requires that the City of Chino Hills simultaneously pump wells CH-15B and CH-17 to cause water levels at PA-7 to decline below the Guidance Level. The recovery phase of the Long-Term Pumping Test includes groundwater injection cycles at the City of Chino Hills well CH-16. Both CH-15B and CH-16 require physical improvements to function in the Long-Term Pumping Test. The following work was performed for the Long-Term Pumping Test during the reporting period:
 - The City of Chino Hills worked on the wellhead-treatment filters at CH-15B. Pumping at the wells in the MZ-1 Managed Area did not result in water levels to decline below the Guidance Level at PA-7.
- *Northwest MZ-1 Area Investigation:*
 - Collected, checked, and stored groundwater-level data and production data from wells in the Northwest MZ-1 study area.

Data Analysis and Reporting

- Performed analysis of the DHX data and electronic distance measurements (EDM) collected in the Managed Area to date with respect to groundwater levels and vertical ground motion to assess the usefulness of the horizontal extensometer as a tool to measure and manage ground motion. The data analysis may be used to determine a location for the re-installation of the DHX in the Managed Area.
- Prepared the final version of the *2015 Annual Report of the Ground-Level Monitoring Committee* following approval of the report by the Watermaster Board. Submitted the final report to the Court.
- *Northwest MZ-1 Area Investigation:*
 - Submitted the draft report to the Committee titled, *Initial Hydrogeologic Conceptual Model and the Monitoring and Testing Program for the Northwest MZ-1 Area*. The report describes: the information needed to develop a SMP for Northwest MZ-1, the information currently known, and a program to collect the information that is needed but not currently known.
 - Prepared, text, tables, and figures for the draft Technical Memorandum: *Development and Characterization of the Baseline Management Alternative for the Northwest MZ-1 Area*.

Meetings of the Ground-Level Monitoring Committee

Two meetings of the Committee were conducted during the reporting period:



Quarterly Status Report

Ground-Level Monitoring Committee

October – December 2016

A meeting of the Committee was conducted on October 27, 2016. The meeting agenda included the following items:

- Review Draft Report – *Initial Hydrogeologic Conceptual Model and Monitoring Program for Northwest MZ-1.*

A meeting of the Committee was conducted on December 1, 2016. The meeting agenda included the following items:

- Review Draft Technical Memorandum – *Siting Study for the Pomona Extensometer Facility.*
- Review Committee comments on the draft *Initial Hydrogeologic Conceptual Model and Monitoring Program for Northwest MZ-1.*
- Review the Committee’s next steps including: review and comment on the Siting Study, upcoming Committee meetings, and review of other project deliverables.

Activities Planned for January – March 2017

Setup and Maintenance of Monitoring Facilities

- Perform monthly routine maintenance, data collection, and verification at the Ayala Park Extensometer and Chino Creek Extensometer facilities.
- Determine potential sites for a horizontal extensometer in the Managed Area.
- *Northwest MZ-1 Area Investigation:*
 - Determine a scope of work and cost estimate for modifications to the Monte Vista Water District’s and the City of Pomona’s SCADA systems to facilitate collection of groundwater-level and production data from wells in the Northwest MZ-1 study area.
 - Perform environmental analysis pursuant to CEQA and property acquisition for potential sites for the Pomona Extensometer.
 - Prepare technical specifications for the Pomona Extensometer facility.

Monitoring and Testing

- Perform quarterly collection, checking, and storing of piezometric and aquifer-system deformation data from the wells and extensometers shown on Figure 1.
- Collect InSAR data across the western Chino Basin from the German Aerospace Center’s TerraSAR-X satellite.
- *Long-Term Pumping Test in the MZ-1 Managed Area:*
 - The City of Chino Hills plans to install new wellhead-treatment filters at well CH-15B in an effort to prepare this well to pump groundwater.
- *Northwest MZ-1 Area Investigation:*
 - Continue to implement the Initial Monitoring Program at wells in and around Northwest MZ-1. Pressure transducers are used to monitor groundwater levels in wells. Production



Quarterly Status Report

Ground-Level Monitoring Committee

October – December 2016

data is collected which includes on/off times and production rates at wells.

Data Analysis and Reporting

- Continue the analysis of the DHX and EDM data collected in the Managed Area to date with respect to groundwater levels and vertical ground motion to assess the usefulness of the horizontal extensometer as a tool to measure and manage ground motion. The data analysis may be used to determine a location for the re-installation of the DHX in the Managed Area.
- Prepare the draft technical memorandum: *Recommended Scope and Budget of the Ground-Level Monitoring Committee for FY 2017-18*.
- Analyze data collected for the GLMP through 2016, and prepare the draft 2016 Annual Report of the Ground-Level Monitoring Committee.
- *Northwest MZ-1 Area Investigation:*
 - Address the Committee's comments on the *Initial Hydrogeologic Conceptual Model and the Monitoring and Testing Program for the Northwest MZ-1* and finalize the report. The final report will be published in February 2017.
 - Prepare the draft Technical Memorandum: *Development and Characterization of the Baseline Management Alternative for the Northwest MZ-1 Area*. The draft technical memorandum will be published in March 2017.
 - Prepare the final Technical Memorandum: *Siting Study for the Pomona Extensometer*. The final technical memorandum will be published in January 2017.

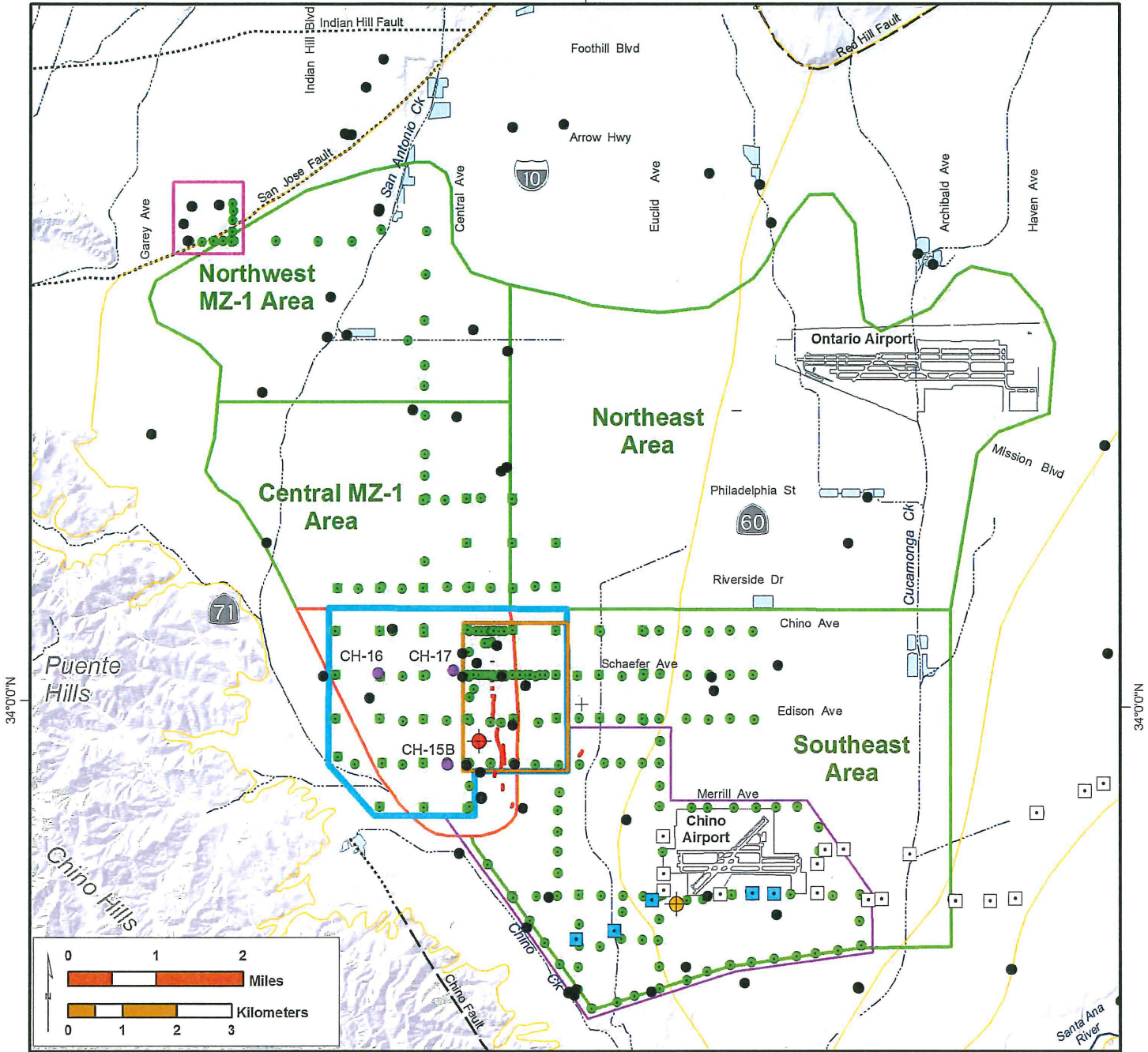
Meetings of the Ground-Level Monitoring Committee

Two Committee meeting are anticipated during the period January through March 2017. The meeting agendas items will include:

- Review and discuss the results and conclusions from the draft Technical Memorandum: *Development and Characterization of the Baseline Management Alternative for the Northwest MZ-1 Area*.
- Review analysis of the DHX and EDM data collected in the Managed Area to date with respect to groundwater levels and vertical ground motion to assess the usefulness of the horizontal extensometer to measure and manage ground motion. The data analysis may be used to determine a location for the re-installation of the DHX in the Managed Area.
- Review and discuss the technical specifications for the Pomona Extensometer.
- Review and discuss the scope of work and cost estimates for modifications to the Monte Vista Water District's and the City of Pomona's SCADA systems to facilitate collection of groundwater-level and production data from wells in the Northwest MZ-1 study area.
- Review and discuss the draft technical memorandum: *Recommended Scope and Budget of the Ground-Level Monitoring Committee for FY 2017-18*.



117°40'0"W



Survey Benchmarks

- Benchmark Monument

Survey Areas

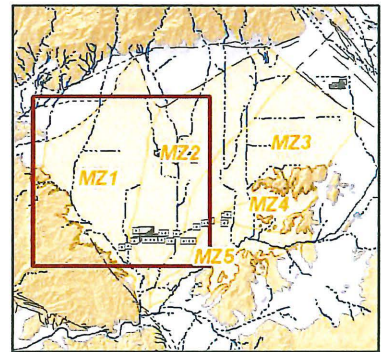
- Southeast Area
- Fissure Zone
- Managed Area
- San Jose Fault Zone

Wells and Extensometers

- Well Monitored by Pressure Transducer
- Wells CH-15B, CH-16 & CH-17
- Desalter Well
- Desalter Well - Chino Creek Well Field
- Ayala Park Extensometer
- Chino Creek Extensometer

MZ-1 Managed Area

- Areas of Subsidence Concern
- Historical Ground Fissures



Prepared by:



Author: TCR
 Date: 20161004
 File: Figure_1.mxd



Ground-Level
 Monitoring Program

Q1 FY2016-17

Figure 1

CHINO BASIN WATERMASTER

V. INFORMATION

5. Update on South Archibald and Chino Airport Plumes (Quarterly)

Quarterly Status Report

South Archibald Plume

January 2017

Contaminant: The primary contaminant is Trichloroethene (TCE). The maximum contaminant level (MCL) for TCE is 5 micrograms per liter ($\mu\text{g/L}$). The maximum TCE concentration detected in a groundwater sample collected from wells within the plume during the last five years (2012 to 2016) is 90 $\mu\text{g/L}$.

Location: The South Archibald TCE plume is located in the southern Chino Basin within the City of Ontario. As delineated by the Chino Basin Watermaster (Watermaster) in 2015¹, the extent of the plume with detectable TCE concentrations is about 11,000 feet wide and 23,000 feet long, and extends from State Route 60 on the north to Bellegrave Ave. to the south, between Haven and Turner Avenues on the east, and Grove Avenue on the west. In 2014, several parties² delineated the extent of the plume area with TCE concentrations greater than or equal to 5 $\mu\text{g/L}$. Both plume delineations are shown in Exhibit 1.

Cleanup and Abatement Orders (CAOs): In 2005, the Santa Ana Regional Water Quality Control Board (Regional Board) issued six Draft CAOs to the Aerojet-General Corporation, The Boeing Company, Northrop Grumman Corporation, Lockheed Martin Corporation, General Electric Corporation and the United States Department of Defense; and in 2012 issued one Draft CAO jointly to the City of Ontario, City of Upland, and Inland Empire Utilities Agency (IEUA).

In September 2016, the Regional Board approved the Stipulated Settlement and CAO No. R8-2016-0016³ to the parties listed above, with the exception of Northrop Grumman Corporation. The final CAO became effective upon receipt of all identified parties' signatures in November 2016.

Regulatory and Monitoring History: In the mid-1980s, the Metropolitan Water District of Southern California determined that TCE was present in private wells in the southern Chino Basin as part of the work associated with the Chino Basin Storage Program. The Regional Board confirmed this with subsequent rounds of sampling.

The Regional Board issued Draft CAOs in 2005 for six different parties who were tenants on the Ontario Airport property. On a voluntary basis, four of the parties—Aerojet-General Corporation, The Boeing Company, General Electric Company, and Lockheed Martin Corporation, collectively ABGL parties, worked together, along with the U.S. Department of Defense, to investigate the source of the contamination. Part of the investigations included collecting water-quality samples

¹ Wildermuth Environmental, Inc. (2015). Optimum Basin Management Program – 2014 State of the Basin Report. Prepared for the Chino Basin Watermaster. June 2015.

² Erler & Kalinowski. (2014). Supplemental Data Report. Trichloroethene Plume. Central Chino Basin, Ontario, California. Prepared for Aerojet Rocketdyne, Boeing, General Electric, and Lockheed Martin. November 19, 2014.

³ California Regional Water Quality Control Board Santa Ana Region (2016). Stipulated Settlement and Cleanup and Abatement Order No. R8-2016-0016. City of Ontario, City of Upland and Inland Empire Utilities Agency, Aerojet Rocketdyne Inc., The Boeing Company, General Electric Company, Lockheed Martin Corporation and the United States of America, Former Ontario-Upland Sewage Treatment Plant (Regional Recycling Plant No. 1) City of Ontario.



Quarterly Status Report

South Archibald Plume

January 2017

from private wells and taps at residences, and the construction and sampling of four triple-nested monitoring wells. Alternative water systems were provided at private residences in the area where groundwater was contaminated with TCE.

In 2008, Regional Board staff conducted research pertaining to the likely source of the TCE contamination and identified discharges of wastewater that may have contained TCE to the RP-1 treatment plant and associated disposal areas to be a potential source. The Regional Board identified several industries, including some previously identified tenants of the Ontario Airport property, that likely used TCE solvents before and during the early-1970s, and discharged wastes to the Cities of Ontario and Upland sewage systems tributary to the RP-1 treatment plant and disposal areas. In 2012, an additional Draft CAO was issued by the Regional Board jointly to the City of Ontario, City of Upland, and the IEUA as the previous and current operators of the RP-1 treatment plant and disposal area (collectively RP-1 parties).

Under the Regional Board's oversight, sampling at private residential wells and taps has been conducted approximately every two years (2007-08, 2009, 2011 and 2013-14) by multiple parties in the region where groundwater is potentially contaminated with TCE. As of 2014, all private wells and/or taps in the area of the plume have been sampled at least once since 2007. The most recent monitoring report with all this data was published in November 2014⁴. Alternate water systems (tanks) have been installed at residences in the area where well water contains TCE at or above 80 percent of the MCL for TCE (e.g. equal to or greater than 4 µg/L). Residents who declined tank systems are being provided bottled water.

Watermaster routinely samples private wells in the plume area for water quality. Watermaster also conducted two rounds of split sampling with ABGL parties: one in 2009 at the four multi-port ABGL monitoring wells, and one in 2011 at private residences' wells and taps. Watermaster uses data obtained from their own monitoring efforts to delineate the plume. The most recent characterization of the plume was completed by Watermaster in 2015 for the 2014 State of the Basin Report¹ (see Exhibit 1).

Recent Activity:

The RP-1 parties completed the Draft Feasibility Study Report for the South Archibald Plume (Feasibility Study) in July 2015⁵. The Feasibility Study establishes clean-up objectives for both domestic water supply and plume remediation, and evaluates alternatives to accomplish these

⁴ Erler & Kalinowski, Inc. (2014). Supplemental Data Report Trichloroethene Plume Central Chino Basin. Prepared for Aerojet Rocketdyne, Boeing, General Electric, and Lockheed Martin. November 19, 2014.

⁵ Dudek (2015). Draft Feasibility Study Report South Archibald Plume, Ontario, California. Prepared for City of Ontario, City of Upland, and Inland Empire Utilities Agency. July 2015.



Quarterly Status Report

South Archibald Plume

January 2017

objectives. A Draft Remedial Action Plan (RAP) was concurrently prepared by the RP-1 parties⁶ and published in August 2015. A public review period followed along with two community meetings convened in September 2015 to educate the public about the plume, the Feasibility Study and the RAP, and to solicit comments on these reports. A public repository of all pertinent documents is available online at <http://tceplumecleanup.com>. In November 2015, a revised Draft Feasibility Study⁷, RAP⁸, and Responses to Comments were completed to address input from the public, ABGL, and other parties.

The preferred plume remediation alternative identified in the Draft Feasibility Study and RAP involves the use of existing and proposed Chino Basin Desalter Authority (CDA) production wells and treatment facilities. The RP-1 parties and the CDA reached a Joint Facility Development Agreement⁹ for implementation of a project designed to remediate the South Archibald Plume. The proposed project includes the operation of three new CDA production wells II-10, II-11, and II-12, and a dedicated pipeline to convey groundwater produced from these wells to the Desalter II treatment facility.

The preferred domestic water supply alternative identified in the Feasibility Study and RAP for those residences affected by TCE contamination of groundwater associated with the plume, is a hybrid between the installation of tank systems for some residences, where water is delivered from the City of Ontario potable supply via truck deliveries, and installing a temporary pipeline to connect some residences to the City of Ontario potable water system. With the adoption of the Final CAO, the City of Ontario will assume the responsibility of implementing the preferred domestic water supply alternative.

The Regional Board issued the Final CAO R8-2016-0016 in September 2016 collectively to the RP-1 parties and the ABGL parties except the Northrop Grumman Corporation. The Final CAO was adopted by all parties in November 2016. The adoption of the Final CAO by all identified parties approved the identified plume remediation and domestic water supply alternatives identified in the RAP. The parties also reached a settlement agreement that aligns with the Final CAO and authorizes funding to initiate implementation of the preferred plume remediation alternative. Project design for the preferred plume remediation alternative is expected to begin in the second quarter of 2017.

⁶ Dudek (2015). Draft Remedial Action Plan South Archibald Plume, Ontario, California. Prepared for City of Ontario, City of Upland, and Inland Empire Utilities Agency. August 2015.

⁷ Dudek (2015). Draft Feasibility Study Report South Archibald Plume, Ontario, California. Prepared for City of Ontario, City of Upland, and Inland Empire Utilities Agency. November 2015.

⁸ Dudek (2015). Draft Remedial Action Plan South Archibald Plume, Ontario, California. Prepared for City of Ontario, City of Upland, and Inland Empire Utilities Agency. November 2015.

⁹ Agreement dated June 22, 2015



Quarterly Status Report

Chino Airport Plume

January 2017

Contaminants: The primary contaminant is Trichloroethene (TCE). The maximum contaminant level for TCE is 5 micrograms per liter ($\mu\text{g/L}$). The maximum TCE concentration detected in a groundwater sample collected from wells within the plume area during the last five years (2012 to 2016) is 830 $\mu\text{g/L}$. Other contaminants of concern include 1,2,3-trichloropropane, 1,2-dichloroethane, 1,1-dichloroethene, cis-1,2-dichloroethene, carbon tetrachloride, and 1,4-dioxane.

Location: The Chino Airport TCE Plume is located in the southwestern portion of the Chino Basin within the City of Chino (Exhibit 1). As delineated by the Chino Basin Watermaster (Watermaster) in 2015¹, the extent of the plume with detectable TCE concentrations greater than 0.5 $\mu\text{g/L}$ is about 3,500 feet wide and 12,500 feet long, extending from the Chino Airport towards the southwest to just below Pine Avenue. The County's most recent (2016) delineation of the extent of the plume with TCE concentrations greater than or equal to 5 $\mu\text{g/L}$ is also shown in Exhibit 1. Since 2015, the County recognizes two plumes originating from the Chino Airport; the West Plume and East Plume.

Cleanup and Abatement Orders (CAOs): The Santa Ana Regional Water Quality Control Board (Regional Board) issued CAO No. 90-134 and CAO No. R8-2008-0064 to the County.

Regulatory and Monitoring History: In 1990, the Regional Board issued CAO No. 90-134 to address groundwater contamination originating from the Chino Airport. From 1991 to 1992, ten inactive underground storage tanks and 310 containers of hazardous waste were removed, and 81 soil borings were drilled and sampled on the airport property. During 2003 to 2005, nine onsite monitoring wells were installed and used to collect groundwater quality samples. In 2007, the County conducted its first offsite monitoring effort, which included 22 cone penetrometer tests (CPT) and direct push borings from which water quality samples were collected. In 2008, the Regional Board issued CAO No. R8-2008-0064 requiring the County to define the lateral and vertical extent of the plume and to prepare a remedial action plan. From 2009 to 2012, 33 offsite monitoring wells were installed at 15 locations to characterize the extent of the contamination downgradient from the airport property.

From 2013 to 2014 the County conducted an extensive investigation of several areas identified for additional characterization of the soil and groundwater contamination associated with the Chino Airport. The investigative work included: piezocone-penetrometer tests; vertical-aquifer-profiling (VAP) borings with depth-discrete groundwater sampling; soil-gas probe sampling; high-resolution soil sampling and analysis; real-time data analysis; and three-dimensional contaminant distribution modeling. At the conclusion of this work, 33 groundwater monitoring wells were installed in 17 locations on and adjacent to the Airport property from September 2014 through February 2015.

¹ Wildermuth Environmental Inc. (2015). Optimum Basin Management Program - 2014 State of the Basin Report. Prepared for the Chino Basin Watermaster. June 2015.



Quarterly Status Report

Chino Airport Plume

January 2017

The County conducts quarterly, annual, or biennial water-quality monitoring, and quarterly water-level monitoring at their 75 monitoring wells constructed to date. All data is posted on the Regional Board's GeoTracker website². Conclusions from the monitoring program can be found in semi-annual reports posted on GeoTracker. The most recent monitoring report submitted to the Regional Board was in September 2016³. The County characterizes the extent of the plume vertically in multiple cross-sectional views, and laterally in an areal view, using the data collected from their monitoring program. The most recent characterization of the TCE plume prepared by the County was in a 2016 monitoring report³. Exhibit 1 shows the areal extent of the plume as recently delineated by the County. No groundwater remediation activities have been performed yet by the County.

The Watermaster collects groundwater-quality samples from private wells in the plume area, and at its HCMP-4 monitoring well located in the southern portion of the plume. The Chino Basin Desalter Authority (CDA) collects groundwater-quality samples from its production wells located in the plume area. Watermaster uses data from the County, CDA, and their own sampling to perform an independent characterization of the areal extent and concentration of the TCE plume. The most recent characterization of the plume completed by Watermaster was in 2015 for the 2014 State of the Basin Report¹ and is shown on Exhibit 1.

Recent Activity: The County completed a Draft Feasibility Study⁴ for the Chino Airport in August 2016. The Feasibility Study identifies remedial action objectives for contaminated groundwater originating from the Chino Airport and evaluates remediation alternatives for mitigation. The recommend remediation alternative in the Feasibility Study is a groundwater pump-and-treat system to provide hydraulic containment and treatment of both the West Plume and East Plume originating from the Chino Airport. The system consists of seven extraction wells that will produce approximately 650 gallons per minute of groundwater for treatment onsite using carbon adsorption. An air stripper may be added to the system if found necessary. The preferred option for discharge of treated groundwater is to construct a pipeline to the onsite CDA Chino-I Desalter influent pipeline. If this discharge option is not available at the time of system construction the backup options are to discharge to the local surface waters or treatment plants, or to six injection wells at the northeast corner of the Chino Airport. Additionally, the County has proposed an interim remediation plan to construct a granular activated carbon wellhead treatment system at CDA well I-18 located at the center of the plume, which is currently not being used by the CDA for groundwater production for the Chino Desalters. The CDA is currently reviewing the proposed

² http://geotracker.waterboards.ca.gov/profile_report.asp?global_id=SL208634049

³ Tetra Tech (2016) Semiannual Groundwater Monitoring Report Winter and Spring 2016. Chino Airport Groundwater Assessment, San Bernardino County, California. Prepared for County of San Bernardino Department of Architecture and Engineering. September 2016.

⁴ Tetra Tech (2016) Draft Feasibility Study Chino Airport San Bernardino County, California. Prepared for the County of San Bernardino, Department of Architecture and Engineering. August 2016.

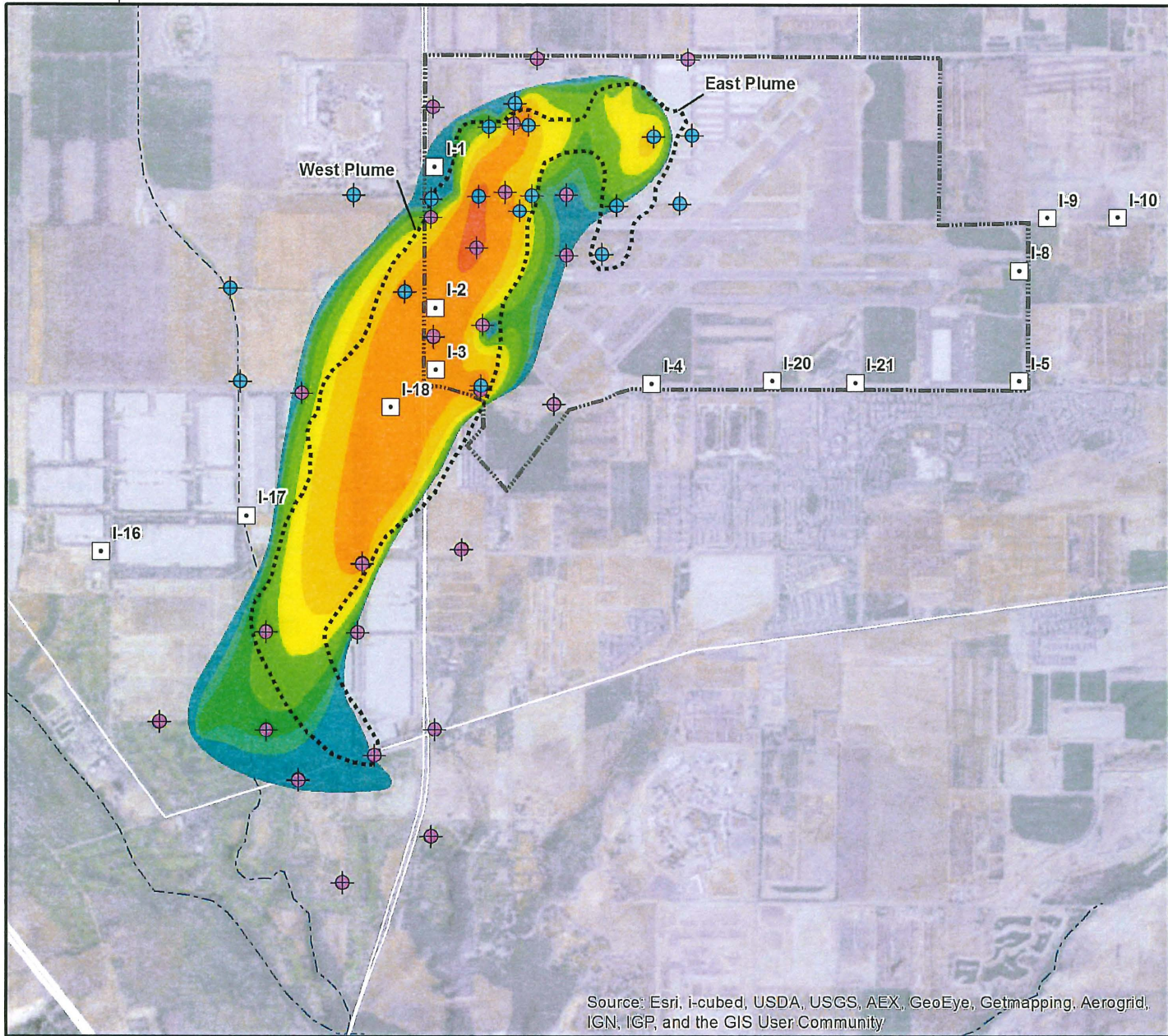


Quarterly Status Report
Chino Airport Plume
January 2017

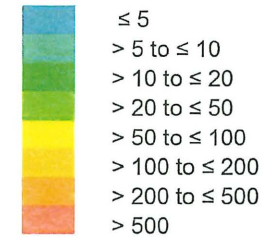
design and operations plan for this well-head treatment system. The Draft Feasibility Study will be finalized after comments from the Regional Board are received and adequately addressed.



117°40'0"W



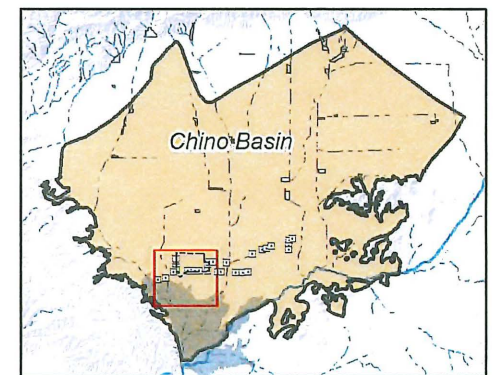
Maximum TCE Concentration (µg/L)
 July 2009 to June 2014
 (Delineated by Watermaster in the 2014 State of the Basin Report)



Extent of TCE Plume with Concentrations Greater than or Equal to 5 ug/L as Delineated by the County in 2016 Using Their Data (February 2016 Monitoring Report)

County of San Bernardino Monitoring Well (some locations have multiple wells at various depths)

- Constructed Between 2003 and 2012
- Constructed Between September 2014 and February 2015
- Chino Basin Desalter Authority Production Well
- Chino Airport Property Boundary




117°40'0"W

Prepared by:

WEI
 23692 Bircher Drive
 Lake Forest, CA 92630
 949.420.3030
 www.weiwater.com

Author: VMW
 Date: 10/3/2016
 Name: ChinoAirport_20160707



CBWM Quarterly Status Report

Chino Airport TCE Plume

THIS PAGE
HAS
INTENTIONALLY
BEEN LEFT
BLANK
FOR PAGINATION

CHINO BASIN WATERMASTER

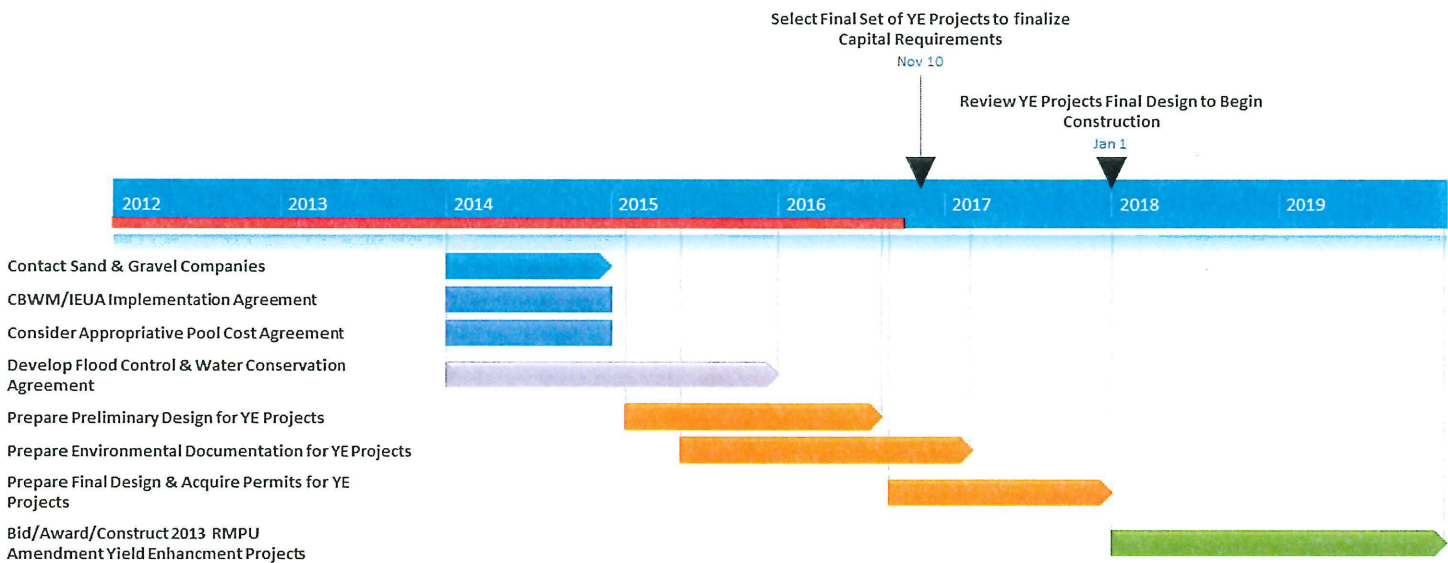
V. INFORMATION

6. RMPU Status Report (Quarterly)

2013 Amendment to 2010 RMPU Implementation

Status Report – January 2017

Schedule:



STATUS

In April 2015, the 2013 Amendment to 2010 Recharge Master Plan update Steering Committee was merged with the IEUA/Watermaster Joint Projects Committee meeting and renamed the Recharge Investigations and Projects Committee (RIPCom), and meets monthly. This was done so that progress on all recharge projects, including prior projects, RMPU Sustainability and Yield Enhancement projects, and potential new projects could be reviewed by all Pool representatives before making a recommendation to their respective Pools. Progress on all projects are reported separately.

Year 1 (2014)

Yield Enhancement Projects: Contact Sand and Gravel Companies

IEUA, with the help of Watermaster stakeholders has developed a list of haulers who may be interested in the dirt removal. Following the approval of a project's Preliminary Design Report (PDR), contact with the Sand and Gravel companies will be made. There are a few concerns to be addressed. Most companies prefer not to be tied to an IEUA/Watermaster schedule, rather, they would prefer to be driven by the needs of development-related construction projects. IEUA estimates having 12 potential companies interested in dirt hauling, however, the number may fluctuate as demands and future schedules change.

Yield Enhancement Projects: Develop Watermaster and IEUA Yield Enhancement Project Implementation Agreement

This was completed, and the Master Agreement and Task Orders have been signed by both IEUA and Watermaster Boards.

Yield Enhancement Projects: Consider AP New Yield Cost Allocation Agreement

Within the Safe Yield Reset effort, it was determined that the stormwater yield from the RMPU projects will initially be part of the New Yield allocation. The cost sharing will be based on the Operating Safe Yield percentage, with an opt-out provision that would allow Fontana Water Company the first chance at that water. Section 5.1 of the 2015 Safe Yield Reset Agreement further describes the mechanisms for accounting and allocation among the Appropriative Pool Parties. As of present, the Safe Yield Reset matter is still pending before the Court.

Yield Enhancement Projects: Develop Flood Control and Water Conservation Agreement

IEUA and Watermaster have met and exchanged correspondence with the San Bernardino County Flood Control District (SBCFCD) to expand the Four Party Agreement to include all facilities necessary for RMPU Implementation. IEUA, Watermaster, and SBCFCD have also met to discuss SBCFCD's anticipated permit conditions for the RMPU projects so that there would be minimal or no impact to the RMPU projects' scope, budget, or schedule. IEUA and Watermaster have also met with Chino Basin Water Conservation District (CBWCD) to discuss the CBWCD facilities that are involved in the RMPU Implementation. As of January 2017, negotiations are ongoing.

Yield Enhancement Projects: Agreement with Property Owners

Contact with SBCFCD and CBWCD has been made through the above-mentioned process. The Sierra Basin is no longer considered a potential project as the City of Fontana has communicated that the basin is to be repurposed in the future. The Lower San Sevaine (PID 17) property was sold at auction; status is "ongoing due diligence by potential buyer" until May 2017. IEUA has worked with California Steel Industries (CSI) on a wastewater issue and is discussing the terms of using that recharge basin for the project contemplated in the RMPU. CSI has expressed interest in recharging the basin with stormwater, recycled water, and other sources of supplemental water. As of December 2016, discussions are ongoing.

Years 2 and 3 (2015 and 2016)

Yield Enhancement Projects: Prepare Preliminary Design of Recommended Yield Enhancement Projects

The Preliminary Design effort has been completed and was reported separately for each project. The reports have been posted on Watermaster's FTP site and also accessible at this link:

[http://www.cbwm.org/FTP/Recharge%20Investigations%20and%20Projects%20Committee%20\(RIPCom\)/Project%20PDRs/](http://www.cbwm.org/FTP/Recharge%20Investigations%20and%20Projects%20Committee%20(RIPCom)/Project%20PDRs/)

Yield Enhancement Projects: Prepare Environmental Documentation for Yield Enhancement Projects

The required environmental documents for the San Sevaine Basin RMPU Project was completed in January 2016, through an IEUA Board adoption of a mitigated negative declaration on the proposed project. The required environmental documents for Lower Day Basin RMPU Project will have a similar find and action. The IEUA Board adopted the findings on April 20, 2016. The remaining RMPU projects will be addressed separately through a programmatic environmental impact report on the proposed planning level projects within the Recharge Master Plan Update document. A report is scheduled to be completed by March 2017.

Financing Plan

The 2013 RMPU Master Plan Update Financing Plan was approved on May 26, 2016 by the Watermaster Board. The Plan is posted on Watermaster's FTP site and also accessible at this link:

[http://www.cbwm.org/FTP/Recharge%20Investigations%20and%20Projects%20Committee%20\(RIPCom\)/RMPU%20Agreements/20160512%20Financing%20Plan%20for%20the%202013%20RMPU.pdf](http://www.cbwm.org/FTP/Recharge%20Investigations%20and%20Projects%20Committee%20(RIPCom)/RMPU%20Agreements/20160512%20Financing%20Plan%20for%20the%202013%20RMPU.pdf)

Years 3 and 4 (2016 and 2017)

Prepare Final Designs and Acquire Necessary Permits for Yield Enhancement

In November 2016, the Watermaster Parties selected projects to move forward for Final Design. The suite of projects are collectively identified as the Post-2014 Stormwater Recharge Projects.

Project ID	Post-2014 Stormwater Recharge Program
23a	Wineville/Jurupa/RP-3 Basins with SW Force Main Improvements
11	Victoria Basin
12	Lower Day Basin*
2	Montclair Basins
7	San Sevaine*
	<ol style="list-style-type: none"> 1. Upon receipt of bid results IEUA/CBWM are to confirm with the AP on project advancement prior to awarding the construction contracts. 2. On Project 23a, the bid for the pump station and force main will be an optional bid item.

The Final Designs for the Post-2014 Stormwater Recharge Projects are to be completed by the end of 2017. San Sevaine's design effort was completed in November 2016 while Lower Day, which is also on an accelerated schedule, will complete Final Design by April 2017.

Years 5 and 6 (2018 and 2019)

Construct 2013 RMPU Amendment Yield Enhancement Projects

Construction of the selected RMPU projects after Final Design are anticipated to be complete by the end of 2019.

Monitoring, Reporting, and Accounting Long-Term Average Net New Stormwater Recharge

The due date for the third round of requests for Water Quality Management Plan (WQMPs), Design Reports, and As-Built drawings for new projects and projects built between Fiscal Years 2011 and 2016 was November 1, 2016. As of January 2017, Watermaster is working with Wildermuth Environmental, Inc. (WEI) to analyze the data received.

Sustainability Projects:

Effort is underway. JCSD is the lead on this and is working with IEUA, the City of Ontario, MVWD, and FWC to refine sustainability project opportunities. JCSD began receiving water from the City of Ontario in April 2015 per the Ontario-Jurupa In Lieu Sustainability Project Agreement. With this agreement, JCSD will receive 2,000 acre-feet of the City of Ontario's CDA allotment of water in exchange for the purchase of an equal quantity of imported water from the WFA plant for use by the City of Ontario. JCSD is also exploring other sources of imported water beyond Metropolitan Water District to diversify its water source portfolio.

The joint Vulcan/ FWC project at the Vulcan Recharge Basin anticipated recharge in the Basin in early September 2015, however, due to some logistical issues it was delayed until December 21, 2015. In February 2016, Vulcan/FWC completed its 100 acre-foot recharge project. The exact amount recharged was 100.006 acre feet. Further recharge is not anticipated until the winter of 2017.