

CHINO BASIN WATERMASTER



NOTICE OF MEETING

Thursday, March 26, 2020

11:00 a.m. – Watermaster Board Meeting

***MEETING AVAILABLE BY REMOTE ACCESS ONLY
(SEE AGENDA FOR DETAILS)***

*Watermaster's function is to administer and enforce provisions of the Judgment and subsequent orders of the Court,
and to develop and implement an Optimum Basin Management Program*

CHINO BASIN WATERMASTER

Thursday, March 26, 2020

11:00 a.m. – Watermaster Board Meeting

AGENDA

**CHINO BASIN WATERMASTER
WATERMASTER BOARD MEETING**

11:00 a.m. – March 26, 2020

Mr. Jeff Pierson – Chair

Mr. Jim Curatalo – Vice-Chair

Meeting Available by Remote Access Only

Click on this [link](#) to access by PC/Smart Device

OR

Conference Call: (872) 240-3212

Code: 227-781-445

AGENDA

CALL TO ORDER

PUBLIC COMMENTS

AGENDA - ADDITIONS/REORDER

I. CONSENT CALENDAR

Note: All matters listed under the Consent Calendar are considered to be routine and non-controversial and will be acted upon by one motion in the form listed below. There will be no separate discussion on these items prior to voting unless any members, staff, or the public requests specific items be discussed and/or removed from the Consent Calendar for separate action.

A. MINUTES

Approve as presented:

1. Minutes of the Watermaster Board Meeting held February 27, 2020 (*Page 1*)

B. FINANCIAL REPORTS

Receive and file as presented:

1. Cash Disbursements for the month of January 2020 (*Page 5*)
2. Watermaster VISA Check Detail for the month of January 2020 (*Page 19*)
3. Combining Schedule for the Period July 1, 2019 through January 31, 2020 (*Page 23*)
4. Treasurer's Report of Financial Affairs for the Period January 1, 2020 through January 31, 2020 (*Page 27*)
5. Budget vs. Actual Report for the Period July 1, 2019 through January 31, 2020 (*Page 31*)
6. Cash Disbursements for February 2020 (Information Only) (*Page 55*)

C. OBMP SEMI-ANNUAL STATUS REPORT 2019-2 (*Page 65*)

Adopt the Semi-Annual OBMP Status Report 2019-2, along with filing a copy with the Court, subject to any necessary non-substantive changes.

D. SGMA REPORTING FOR WATER YEAR 2019 (*Page 85*)

Approve and direct staff to file the information/reports with the DWR.

E. APPLICATION: WATER TRANSACTION (*Page 93*)

Approve the proposed transaction:

The permanent transfer of 24.0 acre-feet of water from Southern Service Company dba Blue Seal Linen to ANG II (Multi) LLC. This is a permanent transfer based on transfer of land ownership by Grant Deed dated March 25, 2010. This transfer is contingent on ANG II (Multi) LLC's successful intervention into the Overlying (Non-Agricultural) Pool. Date of Application: January 2, 2020.

F. APPLICATION: WATER TRANSACTION *(Page 103)*

Approve the proposed transaction:

The transfer of 24.0 acre-feet of Operating Safe Yield from ANG II (Multi) LLC to 9W Halo Western Opco, L.P. This transfer is contingent on ANG II (Multi) LLC's successful intervention into the Overlying (Non-Agricultural) Pool. Date of application: January 2, 2020.

G. FISCAL YEAR 2019/20 EXHIBIT "G" PHYSICAL SOLUTION TRANSFERS *(Page 113)*

1) Find that California Speedway Corporation is in compliance with the Restated Judgment, Exhibit "G" ¶9(g), authorizing 2019-2020 Exhibit "G" Physical Solution Transfers, 2) Approve levy of assessments and subsequent payments for same.

II. BUSINESS ITEMS**A. WATERMASTER WORK CONTINUITY DURING NATIONWIDE RESPONSE TO COVID-19 PANDEMIC** *(Page 121)*

Discuss and, if necessary, provide direction to staff.

B. NOTICE OF POTENTIAL STORAGE LIMITATION *(Page 123)*

Authorize staff to issue the Notice.

C. FIRST AMENDMENT TO TASK ORDER NO. 1 UNDER MASTER AGREEMENT REGARDING THE MANAGEMENT OF COLLABORATIVE PROJECTS (SALINITY MANAGEMENT) *(Page 129)*

Approve the amendment to the Task Order as presented and authorize the General Manager to execute the agreement on behalf of Watermaster subject to any necessary non-substantive changes.

III. REPORTS/UPDATES**A. LEGAL COUNSEL REPORT**

1. March 20, 2020 Hearing
2. Maintenance of Active Parties – Interventions

B. ENGINEER REPORT

1. 2020 Safe Yield Recalculation
2. Maximum Benefit Annual Report
3. PBHSC Activities – Scope and Budget for 2020/21
4. GLMC Activities – Scope and Budget for 2020/21

C. CFO REPORT

1. Fiscal Year 2020/21 Budget Schedule

D. GM REPORT

1. OBMP Implementation Plan Update
2. OAP Contest
3. Other

IV. BOARD MEMBER COMMENTS**V. OTHER BUSINESS**

VI. CONFIDENTIAL SESSION - POSSIBLE ACTION

Pursuant to Article 2.6 of the Watermaster Rules & Regulations, a Confidential Session may be held during the Watermaster Board meeting for the purpose of discussion and possible action.

VII. FUTURE MEETINGS AT WATERMASTER

3/26/20	Thu	11:00 a.m.	Watermaster Board
3/30/20	Mon	10:00 a.m.	OBMP IPU & PAA Drafting Session #2
4/02/20	Thu	9:00 a.m.	Ground-Level Monitoring Committee (If Needed)
4/09/20	Thu	9:00 a.m.	Appropriative Pool
4/09/20	Thu	11:00 a.m.	Non-Agricultural Pool
4/09/20	Thu	1:30 p.m.	Agricultural Pool
4/16/20	Thu	9:00 a.m.	Advisory Committee
4/23/20	Thu	11:00 a.m.	Watermaster Board

NOTE: All Watermaster meetings will be held remotely until further notice and access will be provided in advance of each meeting.

ADJOURNMENT

THIS PAGE
HAS
INTENTIONALLY
BEEN LEFT
BLANK
FOR PAGINATION

CHINO BASIN WATERMASTER

I. CONSENT CALENDAR

A. MINUTES

1. Board Meeting held on February 27, 2020

DRAFT MINUTES
CHINO BASIN WATERMASTER
WATERMASTER BOARD MEETING

February 27, 2020

The Watermaster Board meeting was held at the offices of the Chino Basin Watermaster located at 9641 San Bernardino Road, Rancho Cucamonga, CA on February 27, 2020.

WATERMASTER BOARD MEMBERS PRESENT

Jeff Pierson, Chair
James Curatalo, Vice-Chair
Bob Kuhn, Secretary/Treasurer
Brian Geye for Bob Bowcock
Bob Feenstra for Paul Hofer
Steve Elie
Peter Rogers
Don Galleano
Victor Preciado for Robert DeLoach

Agricultural Pool – Crops
Fontana Union Water Company
Three Valleys Municipal Water District
California Speedway Corporation
Agricultural Pool – Dairy
Inland Empire Utilities Agency
City of Chino Hills
Western Municipal Water District
City of Pomona

WATERMASTER BOARD MEMBERS ABSENT

Robert DeLoach
Bob Bowcock
Paul Hofer

City of Pomona
CalMat Co.
Agricultural Pool – Crops

WATERMASTER STAFF PRESENT

Peter Kavounas
Joseph Joswiak
Anna Nelson
Edgar Tellez Foster
Justin Nakano

General Manager
Chief Financial Officer
Executive Services Director/Board Clerk
Senior Environmental Engineer
Water Resources Senior Associate

WATERMASTER CONSULTANTS PRESENT

Scott Slater
Andy Malone
Veva Weamer

Brownstein Hyatt Farber Schreck, LLP
Wildermuth Environmental, Inc.
Wildermuth Environmental, Inc.

OTHERS PRESENT

Erik Gaiser
Cris Fealy
Ron Craig
John Bosler
Chris Berch
Andrew Gagen
Dave Crosley
Betty Anderson
Chris Diggs
David De Jesus
Manny Martinez
Justin Scott-Coe
Gino Filippi
Kevin Kenley
Marty Zvirbulis
Sylvie Lee
Sam Gershon
Brian Lee
Amanda Coker

GEI Consultants, Inc.
Fontana Water Company
City of Chino Hills
Cucamonga Valley Water District
Jurupa Community Services District
Kidman Gagen Law, LLP
City of Chino
Jurupa Community Services District
City of Pomona
Three Valleys Municipal Water District
Monte Vista Water District
Monte Vista Water District
Agricultural Pool – Crops
Cucamonga Valley Water District
San Gabriel Valley Water Company
Inland Empire Utilities Agency
Santa Ana River Water Company
San Antonio Water Company
City of Chino

Steve Corrington
Craig Miller

MIH Water Treatment, Inc.
Western Municipal Water District

CALL TO ORDER

Chair Pierson called the Watermaster Board meeting to order at 11:00 a.m.

PLEDGE OF ALLEGIANCE

PUBLIC COMMENTS

None

AGENDA - ADDITIONS/REORDER

None

I. CONSENT CALENDAR

Note: All matters listed under the Consent Calendar are considered to be routine and non-controversial and will be acted upon by one motion in the form listed below. There will be no separate discussion on these items prior to voting unless any members, staff, or the public requests specific items be discussed and/or removed from the Consent Calendar for separate action.

A. MINUTES

Approve as presented:

- 1. Minutes of the Watermaster Board Meeting held January 23, 2020

B. FINANCIAL REPORTS

Receive and file as presented:

- 1. Cash Disbursements for the month of December 2019
- 2. Watermaster VISA Check Detail for the month of December 2019
- 3. Combining Schedule for the Period July 1, 2019 through December 31, 2019
- 4. Treasurer's Report of Financial Affairs for the Period December 1, 2019 through December 31, 2019
- 5. Budget vs. Actual Report for the Period July 1, 2019 through December 31, 2019

C. ANG II OVERLYING (NON-AGRICULTURAL) POOL INTERVENTION REQUEST

File the request for intervention with the Court.

(0:01:30)

*Motion by Mr. Steve Elie, seconded by Mr. Bob Feenstra, and by unanimous vote
Moved to approve the Consent Calendar as presented.*

II. BUSINESS ITEMS

A. OBMP IMPLEMENTATION PLAN UPDATE (INFORMATION ONLY)

(0:01:52) Mr. Kavounas gave a report. A discussion ensued.

(0:02:30) Mr. Victor Preciado joined the meeting.

(0:11:42) The Board directed staff to move forward with drafting the notice of potential storage limitation to bring to the March 2020 Watermaster meetings.

(0:13:10) Mr. Tellez Foster gave a presentation on the historical overview of the OBMP. A discussion ensued.

III. REPORTS/UPDATES

A. LEGAL COUNSEL REPORT

1. Watermaster's Motion for Court to Receive and File Annual Report
2. March 20, 2020 Hearing

(0:33:45) Mr. Slater gave a report.

(0:33:50) Mr. Geye left the meeting.

B. ENGINEER REPORT

1. 2020 Safe Yield Recalculation
2. PFAS Monitoring and Results

(0:38:54) Mr. Malone gave a report on the 2020 Safe Yield Recalculation.

(0:40:43) Mr. Malone introduced Ms. Weamer to give a presentation on the PFAS Monitoring and Results.

(0:40:53) Ms. Weamer gave the presentation. A discussion ensued.

C. CFO REPORT

1. Fiscal Year 2019/20 Mid-Year Review
2. Fiscal Year 2019/20 Budget Schedule

(0:46:55) Mr. Joswiak gave a report. A discussion ensued.

D. GM REPORT

1. OAP Contest
2. Exhibit G Process
3. Other

(0:56:19) Mr. Kavounas gave a report and introduced Watermaster's newest staff member, Ms. Vanessa Aldaz, Administrative Assistant.

(0:57:50) Ms. Aldaz addressed the Watermaster Board.

IV. INFORMATION

1. Cash Disbursements for January 2020

V. BOARD MEMBER COMMENTS

None

VI. OTHER BUSINESS

None

VII. CONFIDENTIAL SESSION - POSSIBLE ACTION

Pursuant to Article 2.6 of the Watermaster Rules & Regulations, a Confidential Session may be held during the Watermaster Board meeting for the purpose of discussion and possible action.

None

ADJOURNMENT

Chair Pierson adjourned the Watermaster Board meeting at 12:00 p.m.

Secretary: _____

Approved: _____

CHINO BASIN WATERMASTER

I. CONSENT CALENDAR

B. FINANCIAL REPORTS

1. Cash Disbursements for the month of January 2020
2. Watermaster VISA Check Detail for the month of January 2020
3. Combining Schedule for the Period July 1, 2019 through January 31, 2020
4. Treasurer's Report of Financial Affairs for the Period January 1, 2020 through January 31, 2020
5. Budget vs. Actual Report for the Period July 1, 2019 through January 31, 2020
6. Cash Disbursements for February 2020 (Information Only)



CHINO BASIN WATERMASTER

9641 San Bernardino Road, Rancho Cucamonga, CA 91730
Tel: 909.484.3888 Fax: 909.484.3890 www.cbwm.org

PETER KAVOUNAS, P.E.
General Manager

STAFF REPORT

DATE: March 26, 2020
TO: Board Members
SUBJECT: Cash Disbursement Report - Financial Report B1 (January 31, 2020)
(Consent Calendar Item I.B.1.)

SUMMARY

Issue: Record of Cash Disbursements for the month of January 2020.

Recommendation: Receive and file Cash Disbursements for January 2020 as presented.

Financial Impact: Funds disbursed were included in the FY 2019/20 "Amended" Watermaster Budget.

Future Consideration

Watermaster Board – March 26, 2020: Receive and File (Normal Course of Business)

ACTIONS:

Appropriative Pool – March 12, 2020: Received and filed

Non-Agricultural Pool – March 12, 2020: Moved unanimously to receive and file, without approval

Agricultural Pool – March 12, 2020: Received and filed

Advisory Committee – March 19, 2020: Received and filed

Watermaster Board – March 26, 2020:

Watermaster's function is to administer and enforce provisions of the Judgment and subsequent orders of the Court, and to develop and implement an Optimum Basin Management Program

BACKGROUND

A monthly cash disbursement report is provided to keep all members apprised of Watermaster expenditures.

DISCUSSION

Total cash disbursements during the month of January 2020 were \$1,564,300.16.

The most significant expenditures during the month were to Three Valleys Municipal Water District in the amount of \$1,040,794.40 (check number 21958 dated January 22, 2020); Wildermuth Environmental, Inc. in the amount of \$188,866.69 (check number 21942 dated January 22, 2020); and Brownstein Hyatt Farber Schreck in the amount of \$61,815.81 (check number 21941 dated January 22, 2020).

ATTACHMENTS

1. Financial Report - B1

CHINO BASIN WATERMASTER
Cash Disbursements For The Month of
January 2020

Type	Date	Num	Name	Memo	Account	Paid Amount
Bill Pmt -Check	01/07/2020	ACH 010720	CALPERS	1394905143	1012 · Bank of America Gen'l Ckg	
Bill	12/16/2019	1394905143		Medical Insurance Premiums - January 2020	60182.1 · Medical Insurance	12,010.51
TOTAL						<u>12,010.51</u>
General Journal	01/10/2020	01/10/2020	Payroll and Taxes for 12/28/19-01/10/20	Payroll and Taxes for 12/28/19-01/10/20	1012 · Bank of America Gen'l Ckg	
				Direct Deposits for 12/28/19-01/10/20	1012 · Bank of America Gen'l Ckg	2,520.41
				Payroll Taxes for 12/28/19-01/10/20	1012 · Bank of America Gen'l Ckg	611.53
			ICMA-RC	457(f) EE Deductions for 12/28/19-01/10/20	1012 · Bank of America Gen'l Ckg	2.80
			ICMA-RC	401(a) EE Deductions for 12/28/19-01/10/20	1012 · Bank of America Gen'l Ckg	88.12
TOTAL						<u>3,222.86</u>
General Journal	01/11/2020	01/11/2020	Payroll and Taxes for 12/29/19-01/11/20	Payroll and Taxes for 12/29/19-01/11/20	1012 · Bank of America Gen'l Ckg	
				Direct Deposits for 12/29/19-01/11/20	1012 · Bank of America Gen'l Ckg	29,226.40
				Payroll Taxes for 12/29/19-01/11/20	1012 · Bank of America Gen'l Ckg	11,207.28
			ICMA-RC	457(f) EE Deductions for 12/29/19-01/11/20	1012 · Bank of America Gen'l Ckg	5,415.08
			ICMA-RC	401(a) EE Deductions for 12/29/19-01/11/20	1012 · Bank of America Gen'l Ckg	1,466.59
TOTAL						<u>47,315.35</u>
P7 Bill Pmt -Check	01/13/2020	21911	ACCENT COMPUTER SOLUTIONS, INC.	132497	1012 · Bank of America Gen'l Ckg	
Bill	01/01/2020	132497		Monthly service - January 2020	6052.4 · IT Managed Services	4,018.28
				Overwatch - January 2020	6052.5 · IT Data Backup/Storage	699.00
				Omni Cloud -January 2020	6052.5 · IT Data Backup/Storage	153.00
				Office 365 Business Premium - January 2020	6052.4 · IT Managed Services	170.75
				Image Office Storage (per GB, per month)	6052.5 · IT Data Backup/Storage	812.93
TOTAL						<u>5,853.96</u>
Bill Pmt -Check	01/13/2020	21912	ACWA	ACWA Dues	1012 · Bank of America Gen'l Ckg	
Bill	01/01/2020			ACWA Dues for July-December 2020	1433 · Prepaid Membership Dues	10,592.50
				ACWA Dues for January-June 2020	6111 · Membership Dues	10,592.50
TOTAL						<u>21,185.00</u>
Bill Pmt -Check	01/13/2020	21913	ACWA JOINT POWERS INSURANCE AUTHORITY	0639560	1012 · Bank of America Gen'l Ckg	
Bill	01/03/2020	0639560		Prepayment - February 2020	1409 · Prepaid Life, BAD&D & LTD	296.10
				January 2020	60191 · Life & Disab.Ins Benefits	252.92
TOTAL						<u>549.02</u>
Bill Pmt -Check	01/13/2020	21914	APPLIED COMPUTER TECHNOLOGIES	3132	1012 · Bank of America Gen'l Ckg	
Bill	12/31/2019	3132		Database Consulting Services - December 2019	6052.2 · Applied Computer Technol	3,449.60
TOTAL						<u>3,449.60</u>

CHINO BASIN WATERMASTER
Cash Disbursements For The Month of
January 2020

Type	Date	Num	Name	Memo	Account	Paid Amount
Bill Pmt -Check	01/13/2020	21915	BOWCOCK, ROBERT	Board Member Compensation	1012 · Bank of America Gen'l Ckg	
Bill	12/19/2019	12/19 Board Mtg		12/19/19 Board Meeting	6311 · Board Member Compensation	125.00
TOTAL						125.00
Bill Pmt -Check	01/13/2020	21916	CALIFORNIA GROUNDWATER COALITION	2020 Category 3 Membership Dues	1012 · Bank of America Gen'l Ckg	
Bill	01/01/2020			Jan. - Jun. 2020 Category 3 Membership Dues	6111 · Membership Dues	4,750.00
				Jul. - Dec. 2020 Category 3 Membership Dues	1433 · Prepaid Membership Dues	4,750.00
TOTAL						9,500.00
Bill Pmt -Check	01/13/2020	21917	DE BOOM, NATHAN	Ag Pool Member Compensation	1012 · Bank of America Gen'l Ckg	
Bill	12/04/2019	12/04 Ag Pool Mtg		12/04/19 Special Ag Pool Meeting	8411 · Ag Pool Member Compensation	25.00
				12/04/19 Special Ag Pool Meeting	8470 · Ag Meeting Attend -Special	100.00
Bill	12/12/2019	12/12 Ag Pool Mtg		12/12/19 Ag Pool Meeting	8411 · Ag Pool Member Compensation	25.00
				12/12/19 Ag Pool Meeting	8470 · Ag Meeting Attend -Special	100.00
TOTAL						250.00
Bill Pmt -Check	01/13/2020	21918	ELIE, STEVEN	Board Member Compensation	1012 · Bank of America Gen'l Ckg	
Bill	12/19/2019	12/19 Board Mtg		12/19/19 Board Meeting	6311 · Board Member Compensation	125.00
TOTAL						125.00
P8 Bill Pmt -Check	01/13/2020	21919	EUROFINS EATON ANALYTICAL	L0488767	1012 · Bank of America Gen'l Ckg	
Bill	12/30/2019	L0488767		L0488767	7103.5 · Grdwtr Qual-Lab Svcs	1,600.00
TOTAL						1,600.00
Bill Pmt -Check	01/13/2020	21920	FILIPPI, GINO	Board Member Compensation	1012 · Bank of America Gen'l Ckg	
Bill	12/12/2019	12/12 Ag Pool Mtg		12/12/19 Ag Pool Meeting	6311 · Board Member Compensation	125.00
Bill	12/19/2019	12/19 Board Mtg		12/19/19 Board meeting	6311 · Board Member Compensation	125.00
Bill	12/20/2019	12/20 Admin Mtg		12/20/19 Administrative meeting w/GM	6311 · Board Member Compensation	125.00
TOTAL						375.00
Bill Pmt -Check	01/13/2020	21921	FIRST LEGAL NETWORK LLC	40035871	1012 · Bank of America Gen'l Ckg	
Bill	12/31/2019	40035871		Court filings 12/02,12/04,12/06,12/06 & 12/11	6061.5 · Court Filing Services	462.50
TOTAL						462.50
Bill Pmt -Check	01/13/2020	21922	GEYE, BRIAN	Board Member Compensation	1012 · Bank of America Gen'l Ckg	
Bill	12/11/2019	12/11 OBMP LS8		12/11/19 OBMP LS8	6311 · Board Member Compensation	125.00
Bill	12/19/2019	12/19 CEQA Present		12/19/19 OBMP CEQA Presentation	6311 · Board Member Compensation	125.00
TOTAL						250.00
Bill Pmt -Check	01/13/2020	21923	HUITSING, JOHN	Ag Pool Member Compensation	1012 · Bank of America Gen'l Ckg	
Bill	12/04/2019	12/04 Special Ag Mtg		12/04/19 Special Ag Pool Meeting	8411 · Ag Pool Member Compensation	25.00

CHINO BASIN WATERMASTER
Cash Disbursements For The Month of
January 2020

Type	Date	Num	Name	Memo	Account	Paid Amount
				12/04/19 Special Ag Pool Meeting	8470 · Ag Meeting Attend -Special	100.00
Bill	12/12/2019	12/12 Ag Pool Mtg		12/12/19 Ag Pool Meeting	8411 · Ag Pool Member Compensation	25.00
				12/12/19 Ag Pool Meeting	8470 · Ag Meeting Attend -Special	100.00
TOTAL						250.00
Bill Pmt -Check	01/13/2020	21924	KUHN, BOB	Board Member Compensation	1012 · Bank of America Gen'l Ckg	
Bill	12/05/2019	12/05 ACWA Conf		12/05/19 ACWA Conference	6311 · Board Member Compensation	125.00
Bill	12/12/2019	12/12 Appro Pool Mtg		12/12/19 Appropriative Pool Meeting	6311 · Board Member Compensation	125.00
Bill	12/17/2019	12/17 Exec Committee		12/17/19 Executive Committee Conference Call	6311 · Board Member Compensation	125.00
Bill	12/19/2019	12/19 Board Mtg		1/19/19 Board Meeting	6311 · Board Member Compensation	125.00
TOTAL						500.00
Bill Pmt -Check	01/13/2020	21925	NELSON, ANNA	Employee Reimbursement	1012 · Bank of America Gen'l Ckg	
Bill	12/31/2019			Lunch meetings	6141.3 · Admin Meetings	105.00
				Mileage reimbursement for lunch meeting	6173 · Airfare/Mileage	5.34
TOTAL						110.34
Bill Pmt -Check	01/13/2020	21926	PIERSON, JEFFREY	Board and Ag Pool Member Compensation	1012 · Bank of America Gen'l Ckg	
Bill	12/02/2019	12/02 Admin Mtg		12/02/19 Administrative meeting w/PK	6311 · Board Member Compensation	125.00
Bill	12/04/2019	12/04 Special Ag Mtg		12/04/19 Special Ag Pool Mtg	8470 · Ag Meeting Attend -Special	125.00
Bill	12/11/2019	12/11 OBMP LS8		12/11/2019 OBMP LS8	8470 · Ag Meeting Attend -Special	125.00
Bill	12/12/2019	12/12 Ag Pool Mtg		12/12/19 Ag Pool Mtg	8470 · Ag Meeting Attend -Special	125.00
Bill	12/17/2019	12/17 Board Mtg Prep		12/17/19 Board meeting prep call	6311 · Board Member Compensation	125.00
Bill	12/19/2019	12/19 Board mtg		12/19/19 Board Meeting	6311 · Board Member Compensation	125.00
Bill	12/19/2019	12/19 Advisory Comm		12/19/19 Advisory Committee Meeting	8470 · Ag Meeting Attend -Special	125.00
TOTAL						875.00
Bill Pmt -Check	01/13/2020	21927	PITNEY BOWES GLOBAL FINANCIAL SERVICE 3103651522		1012 · Bank of America Gen'l Ckg	
Bill	01/08/2020	3103651522		Postage meter lease	6044 · Postage Meter Lease	430.63
TOTAL						430.63
Bill Pmt -Check	01/13/2020	21928	R&D PEST SERVICES	0252522	1012 · Bank of America Gen'l Ckg	
Bill	01/07/2020	0252522		Treat office and annex for pest control	6024 · Building Repair & Maintenance	100.00
TOTAL						100.00
Bill Pmt -Check	01/13/2020	21929	RAUCH COMMUNICATION CONSULTANTS, INC VOID: Dec-1908		1012 · Bank of America Gen'l Ckg	
TOTAL						0.00
Bill Pmt -Check	01/13/2020	21930	READY REFRESH BY NESTLE	0023230253	1012 · Bank of America Gen'l Ckg	
Bill	12/31/2019	0023230253		Office Water Bottle - December 2019	6031.7 · Other Office Supplies	84.27
TOTAL						84.27

P9

CHINO BASIN WATERMASTER
Cash Disbursements For The Month of
January 2020

Type	Date	Num	Name	Memo	Account	Paid Amount
Bill	01/13/2020	21931	RR FRANCHISING, INC.	80825	1012 · Bank of America Gen'l Ckg	
Bill	01/01/2020	80825		Monthly service January 2020	6024 · Building Repair & Maintenance	740.00
TOTAL						<u>740.00</u>
Bill	01/13/2020	21932	SPECTRUM BUSINESS	2031978122319	1012 · Bank of America Gen'l Ckg	
Bill	12/31/2019	2031978122319		12/23/19-1/22/20	6053 · Internet Expense	798.61
TOTAL						<u>798.61</u>
Bill	01/13/2020	21933	STANDARD INSURANCE CO.	Policy # 00-649299-0009	1012 · Bank of America Gen'l Ckg	
Bill	12/31/2019	006492990009		Policy # 00-649299-0009	60191 · Life & Disab.Ins Benefits	896.90
TOTAL						<u>896.90</u>
Bill	01/13/2020	21934	STATE COMPENSATION INSURANCE FUND	1970970-19	1012 · Bank of America Gen'l Ckg	
Bill	01/01/2020	1970970-19		Premium 12/26/19-1/26/20	60183 · Worker's Comp Insurance	532.75
TOTAL						<u>532.75</u>
Bill	01/13/2020	21935	TELLEZ-FOSTER, EDGAR	Employee Reimbursement	1012 · Bank of America Gen'l Ckg	
Bill	12/16/2019			Reimbursement for lunch meeting w/IEUA	8312 · Meeting Expenses	40.56
TOTAL						<u>40.56</u>
Bill	01/13/2020	21936	UNION 76	7076-2245-3035-5049	1012 · Bank of America Gen'l Ckg	
Bill	12/31/2019	7076224530355049		December 2019	6175 · Vehicle Fuel	129.87
TOTAL						<u>129.87</u>
Bill	01/13/2020	21937	UNITED HEALTHCARE	052538798620	1012 · Bank of America Gen'l Ckg	
Bill	12/31/2019	052538798620		Dental Insurance Premium - January 2020	60182.2 · Dental & Vision Ins	810.80
TOTAL						<u>810.80</u>
Bill	01/13/2020	21938	VERIZON WIRELESS	9844137884	1012 · Bank of America Gen'l Ckg	
Bill	12/23/2019	9844137884		Acct #642073270-00001	7103.7 · Grdwtr Qual-Computer Svc	100.04
TOTAL						<u>100.04</u>
Bill	01/13/2020	21939	VISION SERVICE PLAN	00-101789-0001	1012 · Bank of America Gen'l Ckg	
Bill	12/31/2019	00101789		Vision Insurance Plan - January 2020	60182.2 · Dental & Vision Ins	93.83
TOTAL						<u>93.83</u>
Bill	01/13/2020	21940	WESTERN MUNICIPAL WATER DISTRICT	Board Member Compensation	1012 · Bank of America Gen'l Ckg	
Bill	12/19/2019	12/19 Board Mtg		12/19/19 Board Meeting attendance - Galleano	6311 · Board Member Compensation	125.00
TOTAL						<u>125.00</u>

CHINO BASIN WATERMASTER
Cash Disbursements For The Month of
January 2020

Type	Date	Num	Name	Memo	Account	Paid Amount
Check	01/15/2020	01/15/2020	Service Charge	Service Charge	1012 - Bank of America Gen'l Ckg	
				Service Charge	6039.1 - Banking Service Charges	621.84
TOTAL						621.84
Bill Pmt -Check	01/16/2020	ACH 011620	ICMA-RC	RHS-011520	1012 - Bank of America Gen'l Ckg	
Bill	01/15/2020	RHS - 011520		Kavounas - RHS as of January 15, 2020	22226.2 - Accd Sick Leave - Kavounas	4,979.09
				Joswiak - RHS as of January 15, 2020	22229.1 - Accd Sick Leave - Joswiak	4,353.03
TOTAL						9,332.12
Bill Pmt -Check	01/16/2020	ACH 011620	PUBLIC EMPLOYEES' RETIREMENT SYSTEM	Payor #3493	1012 - Bank of America Gen'l Ckg	
General Journal	01/10/2020	20/01/06	PUBLIC EMPLOYEES' RETIREMENT SYSTEM	CalPERS Retirement for 12/28/19-01/10/19	2000 - Accounts Payable	303.50
General Journal	01/11/2020	20/01/08	PUBLIC EMPLOYEES' RETIREMENT SYSTEM	CalPERS Retirement for 12/29/19-01/11/20	2000 - Accounts Payable	7,158.21
TOTAL						7,461.71
General Journal	01/17/2020	01/17/2020	ADP, LLC	ADP Tax Service for 12/28/19-549256233	1012 - Bank of America Gen'l Ckg	
				ADP Tax Service for 12/14/19-549256233	1012 - Bank of America Gen'l Ckg	155.50
				ADP Tax Service for 12/23/19-549256233	1012 - Bank of America Gen'l Ckg	149.45
				ADP Tax Service for 12/28/19-549256233	1012 - Bank of America Gen'l Ckg	256.55
				ADP Tax Service for 01/10/20-549256233	1012 - Bank of America Gen'l Ckg	107.10
TOTAL						668.60
Bill Pmt -Check	01/22/2020	21941	BROWNSTEIN HYATT FARBER SCHRECK		1012 - Bank of America Gen'l Ckg	
Bill	12/31/2019	787526		787526	6078 - BHFS Legal - Miscellaneous	17,429.40
				Angelica BK	6078 - BHFS Legal - Miscellaneous	899.55
				Mileage/Parking Expense	8375 - BHFS Legal - Appropriative Pool	24.04
				Mileage/Parking Expense	8475 - BHFS Legal - Agricultural Pool	24.04
				Mileage/Parking Expense	8575 - BHFS Legal - Non-Ag Pool	24.04
Bill	12/31/2019	787527		Personnel matter	6073 - BHFS Legal - Personnel Matters	534.60
Bill	12/31/2019	787528		Audit Response	6078 - BHFS Legal - Miscellaneous	183.15
Bill	12/31/2019	787529		787529	6907.34 - Santa Ana River Water Rights	1,432.35
Bill	12/31/2019	787530		787530	6907.36 - Santa Ana River Habitat	291.60
Bill	12/31/2019	787531		787531	6275 - BHFS Legal - Advisory Committee	980.10
				Mileage/Parking Expense	6275 - BHFS Legal - Advisory Committee	72.12
Bill	12/31/2019	787532		787532	6375 - BHFS Legal - Board Meeting	2,976.75
Bill	12/31/2019	787533		787533	8375 - BHFS Legal - Appropriative Pool	1,425.60
Bill	12/31/2019	787534		787534	8475 - BHFS Legal - Agricultural Pool	1,425.60
Bill	12/31/2019	787535		787535	8575 - BHFS Legal - Non-Ag Pool	1,425.60
Bill	12/31/2019	787536		787536	6071 - BHFS Legal - Court Coordination	1,069.20
Bill	12/31/2019	787537		787537	6907.39 - Recharge Master Plan	89.10
Bill	12/31/2019	787538		787538	6907.45 - OBMP Update	28,662.30
				12/05/19 Delivery/Ground Transportation	6907.45 - OBMP Update	150.00

CHINO BASIN WATERMASTER
Cash Disbursements For The Month of
January 2020

<u>Type</u>	<u>Date</u>	<u>Num</u>	<u>Name</u>	<u>Memo</u>	<u>Account</u>	<u>Paid Amount</u>
				12/19/19 Delivery/Ground Transportation	6907.45 · OBMP Update	150.00
				Mileage/Parking Expense	6907.45 · OBMP Update	72.12
Bill	12/31/2019	787539		787539	6907.47 · 2020 Safe Yield Reset	2,280.15
Bill	12/31/2019	787540		787540	6078.25 · Ely 3 Basin Investigation	194.40
TOTAL						61,815.81
Bill Pmt -Check	01/22/2020	21942	WILDERMUTH ENVIRONMENTAL INC		1012 · Bank of America Gen'l Ckg	
Bill	12/31/2019	2019423		2019423	7510 · PE6&7-IEUA Salinity Mgmt. Plan	3,878.48
Bill	12/31/2019	2019424		2019424	6906.31 · OBMP-Pool, Adv. Board Mtgs	5,830.58
Bill	12/31/2019	2019425		2019425	6906.32 · OBMP-Other General Meetings	4,623.15
Bill	12/31/2019	2019426		2019426	6906.74 · OBMP-Mat'l Phy. Injury Requests	200.60
Bill	12/31/2019	2019427		2019427	6906.71 · OBMP-Data Req.-CBWM Staff	18,996.80
Bill	12/31/2019	2019428		2019428	6906.72 · OBMP-Data Req.-Non CBWM Staff	2,081.79
Bill	12/31/2019	2019429		2019429	6906.23 · SGMA Reporting Requirements	348.30
Bill	12/31/2019	2019430		2019430	6906 · OBMP Engineering Services	775.20
Bill	12/31/2019	2019431		2019431	6906.24 · Compliance-SWRCB	883.20
Bill	12/31/2019	2019432		2019432	6906.26 · 2020 OBMP Update	52,603.53
Bill	12/31/2019	2019433		2019433	6906.73 · OBMP-2020 Safe Yield Recalc	32,111.00
Bill	12/31/2019	209434		2019434	6906.81 · Prepare Annual Reports	1,471.20
Bill	12/31/2019	2019435		2019435	6906.16 · CBEWP-100% IEUA Cost	8,016.75
Bill	12/31/2019	2019436		2019436	7103.3 · Grdwtr Qual-Engineering	8,565.85
Bill	12/31/2019	2019437		2019437	7104.3 · Grdwtr Level-Engineering	11,798.66
Bill	12/31/2019	2019438		2019438	7107.2 · Grd Level-Engineering	2,698.25
Bill	12/31/2019	2019439		2019439	7108.31 · Hydraulic Control - PBHSP	9,232.00
Bill	12/31/2019	2019440		2019440	7202.2 · Engineering Svc	294.40
Bill	12/31/2019	2019441		2019441	7402 · PE4-Engineering	2,170.25
Bill	12/31/2019	2019442		2019442	7402.10 · PE4 - Northwest MZ1 Area Proj.	21,600.90
Bill	12/31/2019	2019443		2019443	7511 · PE6&7-SAWBMPTask Force-50% IEU,	685.80
TOTAL						188,866.69
Bill Pmt -Check	01/22/2020	21943	ACCENT COMPUTER SOLUTIONS, INC.	132610	1012 · Bank of America Gen'l Ckg	
Bill	12/31/2019	132610		Move website hosting	6052.6 · IT Services/Projects	75.00
TOTAL						75.00
Bill Pmt -Check	01/22/2020	21944	APPLEONE	01-5489830	1012 · Bank of America Gen'l Ckg	
Bill	01/15/2020	01-5489830		01/08 to 01/09 Michell De La Cruz	6017 · Temporary Services	456.64
TOTAL						456.64
Bill Pmt -Check	01/22/2020	21945	BANK OF AMERICA	XXXX-XXXX-XXXX-9341	1012 · Bank of America Gen'l Ckg	
Bill	12/31/2019	XXXX-XXXX-XXXX-9341		Backup data for CFO	6054 · Computer Software	2.80
				Buy shoes for Shoes That Fit-money donated	1432 · Prepaid Expenses - Other	25.33

P12

CHINO BASIN WATERMASTER
Cash Disbursements For The Month of
January 2020

Type	Date	Num	Name	Memo	Account	Paid Amount
				Buy shoes for Shoes That Fit-money donated	1432 · Prepaid Expenses - Other	78.72
				Fee-overnighted to Great America Leasing Corp	6042 · Postage - General	39.97
				Miscellaneous office supplies	6031.7 · Other Office Supplies	35.30
				2 year subscription for Compacage software	6054 · Computer Software	448.28
				2019 Staff Holiday Luncheon	6141.3 · Admin Meetings	381.85
				Battery for Ford Expedition	6177 · Vehicle Repairs & Maintenance	134.31
				2019 1099-MISC tax forms	6031.7 · Other Office Supplies	26.26
				PK-reimbursement for expense	6909.1 · OBMP Meetings	13.94
				Lunch for OBMP Update LS8	6909.1 · OBMP Meetings	99.09
				Lunch-staff/legal counsel/consultants-mtg. prep	6909.1 · OBMP Meetings	93.13
				PK meeting w/J. Schatz	8312 · Meeting Expenses	40.06
				PK meeting w/R. Hoerning	8312 · Meeting Expenses	22.98
TOTAL						1,442.02
Bill Pmt -Check	01/22/2020	21946	CORELOGIC INFORMATION SOLUTIONS	82001979	1012 · Bank of America Gen'l Ckg	
Bill	12/31/2019	82001979		82001979	7103.7 · Grdwtr Qual-Computer Svc	62.50
				82001979	7101.4 · Prod Monitor-Computer	62.50
TOTAL						125.00
P 1 3						
Bill Pmt -Check	01/22/2020	21947	CUCAMONGA VALLEY WATER DISTRICT	Rent Expense	1012 · Bank of America Gen'l Ckg	
Bill	01/15/2020			Lease due on February 1, 2020	1422 · Prepaid Rent	7,093.14
TOTAL						7,093.14
Bill Pmt -Check	01/22/2020	21948	DE HAAN, HENRY	Ag Pool Member Compensation	1012 · Bank of America Gen'l Ckg	
Bill	12/04/2019	12/04 Special Ag Mtg		12/04/19 Special Ag Pool Meeting	8411 · Ag Pool Member Compensation	25.00
				12/04/19 Special Ag Pool Meeting	8470 · Ag Meeting Attend -Special	100.00
Bill	12/12/2019	12/12 Ag Pool Mtg		12/12/19 Ag Pool Meeting	8411 · Ag Pool Member Compensation	25.00
				12/12/19 Ag Pool Meeting	8470 · Ag Meeting Attend -Special	100.00
TOTAL						250.00
Bill Pmt -Check	01/22/2020	21949	EUROFINS EATON ANALYTICAL		1012 · Bank of America Gen'l Ckg	
Bill	01/07/2020	L0489715		L0489715	7103.5 · Grdwtr Qual-Lab Svcs	1,256.00
Bill	01/10/2020	L0490517		L0495017	7108.41 · Hydraulic Control - PBHSP	1,050.00
Bill	01/10/2020	L0490516		L0495016	7103.5 · Grdwtr Qual-Lab Svcs	3,904.00
TOTAL						6,210.00
Bill Pmt -Check	01/22/2020	21950	FRONTIER COMMUNICATIONS	909-484-3890-050914-5	1012 · Bank of America Gen'l Ckg	
Bill	01/10/2020	9094843890050914-5		Office fax	6022 · Telephone	155.28
TOTAL						155.28
Bill Pmt -Check	01/22/2020	21951	GREAT AMERICA LEASING CORP.	26298632	1012 · Bank of America Gen'l Ckg	

CHINO BASIN WATERMASTER
Cash Disbursements For The Month of
January 2020

Type	Date	Num	Name	Memo	Account	Paid Amount
Bill	01/17/2020	26298632		Invoice for January 2020	6043.1 · Ricoh Lease Fee	1,590.31
TOTAL						1,590.31
Bill Pmt -Check	01/22/2020	21952	LEGAL SHIELD	111802	1012 · Bank of America Gen'l Ckg	
Bill	01/14/2020	111802		Employee deductions - January 2020	60194 · Other Employee Insurance	51.80
TOTAL						51.80
Bill Pmt -Check	01/22/2020	21953	LOEB & LOEB LLP	1869095	1012 · Bank of America Gen'l Ckg	
Bill	12/31/2019	1869095		Non-Ag Pool Legal Services - December 2019	8567 · Non-Ag Legal Service	3,649.05
TOTAL						3,649.05
Bill Pmt -Check	01/22/2020	21954	PIETERSMA, RONALD	Ag Pool Member Compensation	1012 · Bank of America Gen'l Ckg	
Bill	01/09/2020	1/09 Ag Pool Mtg		01/09/20 Ag Pool Meeting	8411 · Ag Pool Member Compensation	25.00
				01/09/20 Ag Pool Meeting	8470 · Ag Meeting Attend -Special	100.00
TOTAL						125.00
Bill Pmt -Check	01/22/2020	21955	PRAXAIR DISTRIBUTION, INC.	93730082	1012 · Bank of America Gen'l Ckg	
Bill	12/31/2019	93730082		GW Quality supplies	7103.6 · Grdwtr Qual-Supplies	46.38
TOTAL						46.38
Bill Pmt -Check	01/22/2020	21956	PREMIERE GLOBAL SERVICES	28817949	1012 · Bank of America Gen'l Ckg	
Bill	12/31/2019	28817949		Board meeting check call on 11/27	6312 · Meeting Expenses	6.56
				Approp. Pool Strategic Planning call on 11/27	8312 · Meeting Expenses	6.58
				Approp. Pool Strategic Planning call on 11/27	8312 · Meeting Expenses	47.23
				Approp. Pool Strategic Planning call on 12/02	8312 · Meeting Expenses	16.31
				Pool meetings check call on 12/11	8312 · Meeting Expenses	9.63
				Pool meetings check call on 12/11	8412 · Meeting Expenses	9.63
				Pool meetings check call on 12/11	8512 · Meeting Expense	9.64
				OBMP Update LS8 call on 12/11	6909.1 · OBMP Meetings	20.57
				Non-Ag Pool meeting call on 12/12	8512 · Meeting Expense	13.01
				Fee - General	6022 · Telephone	39.00
				Fee - Confidential	6022 · Telephone	39.00
				Approp. Pool Special meeting call on 12/02	8312 · Meeting Expenses	35.13
				Approp. Pool Special meeting call on 12/02	8312 · Meeting Expenses	17.52
				Prep for OBMP Update LS8 call on 12/05	6909.1 · OBMP Meetings	31.69
				Prep for OBMP Update LS8 call on 12/05	6909.1 · OBMP Meetings	19.79
				WM Coordination call on 12/09	6909.1 · OBMP Meetings	24.02
				WM Coordination call on 12/09	6909.1 · OBMP Meetings	6.55
				OBMP Update LS8 call on 12/11	6909.1 · OBMP Meetings	7.34
				CEQA Scoping Workshop prep call on 12/16	6909.1 · OBMP Meetings	27.51
				CEQA Scoping Workshop prep call on 12/16	6909.1 · OBMP Meetings	31.16

P14

CHINO BASIN WATERMASTER
Cash Disbursements For The Month of
January 2020

Type	Date	Num	Name	Memo	Account	Paid Amount
				Board agenda preview call on 12/17	6312 · Meeting Expenses	8.90
				WM Coordination call on 12/23	6909.1 · OBMP Meetings	38.71
				Call shortfalls	6022 · Telephone	78.00
				Service fee	6022 · Telephone	40.17
TOTAL						583.65
Bill Pmt -Check	01/22/2020	21957	STAULA, MARY L	Retiree Medical	1012 · Bank of America Gen'l Ckg	
Bill	01/30/2020			Retiree Medical	60182.4 · Retiree Medical	30.72
TOTAL						30.72
Bill Pmt -Check	01/22/2020	21958	THREE VALLEYS MUNICIPAL WATER DIST	05474	1012 · Bank of America Gen'l Ckg	
Bill	12/31/2019	05474		1,400.8AF @ \$743/AF Order #2019121 TVMWD le	5011 · Replenishment Water	1,040,794.40
TOTAL						1,040,794.40
Bill Pmt -Check	01/22/2020	21959	VERIZON WIRELESS	9845614225	1012 · Bank of America Gen'l Ckg	
Bill	12/31/2019	9845614225		Acct #470810953-00001	6022 · Telephone	335.98
TOTAL						335.98
Bill Pmt -Check	01/22/2020	21960	YUKON DISPOSAL SERVICE	21136525395	1012 · Bank of America Gen'l Ckg	
Bill	01/01/2020	21136525395		January 2020	6024 · Building Repair & Maintenance	135.72
TOTAL						135.72
Bill Pmt -Check	01/22/2020	21961	RON SHELLEY'S AUTOMOTIVE	12311	1012 · Bank of America Gen'l Ckg	
Bill	01/13/2020	12311		Oil change for 2018 F-150	6177 · Vehicle Repairs & Maintenance	78.22
TOTAL						78.22
Bill Pmt -Check	01/22/2020	21962	ULLOA, EUNICE	Board Member Compensation	1012 · Bank of America Gen'l Ckg	
Bill	12/12/2019	12/12 Appro Pool		12/12/19 Appropriative Pool Meeting	6311 · Board Member Compensation	125.00
Bill	12/19/2019	12/19 Board Mtg		12/19/19 Board Meeting	6311 · Board Member Compensation	125.00
TOTAL						250.00
Bill Pmt -Check	01/24/2020	21963	EGOSCUE LAW GROUP, INC.	12581	1012 · Bank of America Gen'l Ckg	
Bill	12/31/2019	12581		Ag Pool Legal Services - December 2019	8467 · Ag Legal & Technical Services	36,975.00
TOTAL						36,975.00
Bill Pmt -Check	01/24/2020	21964	FEENSTRA, BOB	Ag Pool Member Compensation	1012 · Bank of America Gen'l Ckg	
Bill	12/11/2019	12/11 OBMPU LS8		12/11/19 OBMPU LS8	8470 · Ag Meeting Attend -Special	125.00
Bill	12/12/2019	12/12 Ag Pool Mtg		12/12/19 Ag Pool Mtg	8470 · Ag Meeting Attend -Special	125.00
Bill	12/19/2019	12/19 Advisory Comm		12/19/19 Advisory Committee Meeting	8470 · Ag Meeting Attend -Special	125.00
Bill	12/19/2019	12/19 Brd Offc's Chr		12/19/19 Board Officers / Pool Chairs meeting	8470 · Ag Meeting Attend -Special	125.00
Bill	12/19/2019	12/19 Board Mtg		12/19/19 Board meeting	8470 · Ag Meeting Attend -Special	125.00

CHINO BASIN WATERMASTER
Cash Disbursements For The Month of
January 2020

TOTAL	Type	Date	Num	Name	Memo	Account	Paid Amount
							625.00
	Bill Pmt -Check	01/24/2020	21965	JOHN J. SCHATZ	Appropriative Pool Legal Servives	1012 · Bank of America Gen'l Ckg	
	Bill	12/31/2019			December 2019	8367 · Legal Service	10,456.00
					Third Party Expenses	8367 · Legal Service	2,565.00
TOTAL							13,021.00
	Bill Pmt -Check	01/24/2020	21966	MACKLIN MARKETS, INC.	Reimburse Meter Purchase/Installation	1012 · Bank of America Gen'l Ckg	
	Bill	01/21/2020			Reimbursement-meter purchase and installation	7102.65 · Meter-New Meter/Install	1,441.85
TOTAL							1,441.85
	Bill Pmt -Check	01/24/2020	21967	RAUCH COMMUNICATION CONSULTANTS, INC	Dec-1908	1012 · Bank of America Gen'l Ckg	
	Bill	12/31/2019	Dec-1908		AR42 - work completed though Nov. 30, 2019	6061.3 · Rauch	4,067.35
TOTAL							4,067.35
	Bill Pmt -Check	01/24/2020	21968	STANDARD INSURANCE CO.	Policy # 00-649299-0009	1012 · Bank of America Gen'l Ckg	
	Bill	01/22/2020	006492990009		Policy # 00-649299-0009	60191 · Life & Disab.Ins Benefits	854.43
TOTAL							854.43
	Bill Pmt -Check	01/24/2020	21969	STAPLES BUSINESS ADVANTAGE	8057086502	1012 · Bank of America Gen'l Ckg	
	Bill	01/11/2020	8057086502		Miscellaneous office supplies	6031.7 · Other Office Supplies	184.91
					Copy paper	6031.1 · Copy Paper	349.90
TOTAL							534.81
	Bill Pmt -Check	01/24/2020	21970	UNITED HEALTHCARE	052594657616	1012 · Bank of America Gen'l Ckg	
	Bill	01/22/2020	052594657616		Dental Insurance Premium - February 2020	60182.2 · Dental & Vision Ins	810.80
TOTAL							810.80
	Bill Pmt -Check	01/24/2020	21971	VERIZON WIRELESS	9846214439	1012 · Bank of America Gen'l Ckg	
	Bill	01/22/2020	9846214439		Acct #642073270-00001	7103.7 · Grdwtr Qual-Computer Svc	110.08
TOTAL							110.08
	General Journal	01/25/2020	01/25/2020	Payroll and Taxes for 01/12/20-01/25/20	Payroll and Taxes for 01/12/20-01/25/20	1012 · Bank of America Gen'l Ckg	
					Direct Deposits for 01/12/20-01/25/20	1012 · Bank of America Gen'l Ckg	28,640.37
					Payroll Taxes for 01/12/20-01/25/20	1012 · Bank of America Gen'l Ckg	9,621.79
				ICMA-RC	457(f) EE Deductions for 01/12/20-01/25/20	1012 · Bank of America Gen'l Ckg	5,415.08
				ICMA-RC	401(a) EE Deductions for 01/12/20-01/25/20	1012 · Bank of America Gen'l Ckg	1,466.59
TOTAL							45,143.83
	Bill Pmt -Check	01/25/2020	ACH 013020	PUBLIC EMPLOYEES' RETIREMENT SYSTEM	Payor #3493	1012 · Bank of America Gen'l Ckg	
	General Journal	01/25/2020	01/25/2020	PUBLIC EMPLOYEES' RETIREMENT SYSTEM	CalPERS Retirement for 01/12/20-01/25/20	2000 · Accounts Payable	7,813.30

CHINO BASIN WATERMASTER
Cash Disbursements For The Month of
January 2020

Type	Date	Num	Name	Memo	Account	Paid Amount
TOTAL						7,813.30
Bill Pmt -Check	01/28/2020	ACH 012820	PUBLIC EMPLOYEES' RETIREMENT SYSTEM	Payor #3493	1012 - Bank of America Gen'l Ckg	
Bill	01/01/2020	1590280149		Annual Unfunded Accrued Liability-Plan 3299	60180 - Employers PERS Expense	6,655.12
TOTAL						<u>6,655.12</u>
General Journal	01/31/2020	01/31/2020	Wage Works FSA Direct Debits - Jan. 2020	Wage Works FSA Direct Debits - Jan. 2020	1012 - Bank of America Gen'l Ckg	
				Wage Works FSA Direct Debits - Jan. 2020	1012 - Bank of America Gen'l Ckg	516.93
				Wage Works FSA Direct Debits - Jan. 2020	1012 - Bank of America Gen'l Ckg	516.93
				Wage Works FSA Direct Debits - Jan. 2020	1012 - Bank of America Gen'l Ckg	76.25
TOTAL						<u>1,110.11</u>
					Total Disbursements:	<u><u>1,564,300.16</u></u>

P17

THIS PAGE
HAS
INTENTIONALLY
BEEN LEFT
BLANK
FOR PAGINATION



CHINO BASIN WATERMASTER

9641 San Bernardino Road, Rancho Cucamonga, CA 91730
Tel: 909.484.3888 Fax: 909.484.3890 www.cbwm.org

PETER KAVOUNAS, P.E.
General Manager

STAFF REPORT

DATE: March 26, 2020
TO: Board Members
SUBJECT: VISA Check Detail Report - Financial Report B2 (January 31, 2020)
(Consent Calendar Item I.B.2.)

SUMMARY

Issue: Record of VISA credit card payment disbursed for the month of January 2020.

Recommendation: Receive and file VISA Check Detail Report for January 2020 as presented.

Financial Impact: Funds disbursed were included in the FY 2019/20 "Amended" Watermaster Budget.

Future Consideration

Watermaster Board – March 26, 2020: Receive and File (Normal Course of Business)

ACTIONS:

Appropriative Pool – March 12, 2020: Received and filed

Non-Agricultural Pool – March 12, 2020: Moved unanimously to receive and file, without approval

Agricultural Pool – March 12, 2020: Received and filed

Advisory Committee – March 19, 2020: Received and filed

Watermaster Board – March 26, 2020:

*Watermaster's function is to administer and enforce provisions of the Judgment and subsequent orders of the Court,
and to develop and implement an Optimum Basin Management Program*

BACKGROUND

A monthly VISA Check Detail report is provided to keep all members apprised of Watermaster expenditures charged against the General Manager and Chief Financial Officer's Bank of America VISA card.

DISCUSSION

The total cash disbursements during the month of January 2020 was \$1,442.02. The payment was processed in the amount of \$1,442.02 (by check number 21945 dated January 22, 2020). The monthly charges for January 2020 of \$1,442.02 were for routine and customary expenditures and properly documented with receipts.

ATTACHMENTS

1. Financial Report - B2

CHINO BASIN WATERMASTER
 VISA Check Detail Report
 January 2020

Type	Num	Date	Name	Memo	Account	Paid Amount
Bill Pmt -Check	01/22/2020	21945	BANK OF AMERICA	XXXX-XXXX-XXXX-9341	1012 · Bank of America Gen'l Ckg	
Bill	12/31/2019	XXXX-XXXX-XXXX-9341		Backup data for CFO	6054 · Computer Software	2.80
				Buy shoes for Shoes That Fit-money donated	1432 · Prepaid Expenses - Other	25.33
				Buy shoes for Shoes That Fit-money donated	1432 · Prepaid Expenses - Other	78.72
				Fee-overnighted to Great America Leasing Corp	6042 · Postage - General	39.97
				Miscellaneous office supplies	6031.7 · Other Office Supplies	35.30
				2 year subscription for Compacpackage software	6054 · Computer Software	448.28
				2019 Staff Holiday Luncheon	6141.3 · Admin Meetings	381.85
				Battery for Ford Expedition	6177 · Vehicle Repairs & Maintenance	134.31
				2019 1099-MISC tax forms	6031.7 · Other Office Supplies	26.26
				PK-reimbursment for expense	6909.1 · OBMP Meetings	13.94
				Lunch for OBMP Update LS8	6909.1 · OBMP Meetings	99.09
				Lunch-staff/legal counsel/consultants-mtg. prep	6909.1 · OBMP Meetings	93.13
				PK meeting w/J. Schatz	8312 · Meeting Expenses	40.06
				PK meeting w/R. Hoerning	8312 · Meeting Expenses	22.98
TOTAL					Total Disbursements:	<u>1,442.02</u>

P21

THIS PAGE
HAS
INTENTIONALLY
BEEN LEFT
BLANK
FOR PAGINATION



CHINO BASIN WATERMASTER

9641 San Bernardino Road, Rancho Cucamonga, CA 91730
Tel: 909.484.3888 Fax: 909.484.3890 www.cbwm.org

PETER KAVOUNAS, P.E.
General Manager

STAFF REPORT

DATE: March 26, 2020

TO: Board Members

SUBJECT: Combining Schedule of Revenue, Expenses and Changes in Net Assets for the Period July 1, 2019 through January 31, 2020 - Financial Report B3 (January 31, 2020)
(Consent Calendar Item I.B.3.)

SUMMARY

Issue: Record of Revenue, Expenses and Changes in Net Assets for the Period July 1, 2019 through January 31, 2020.

Recommendation: Receive and file Combining Schedule of Revenue, Expenses and Changes in Net Assets for the Period July 1, 2019 through January 31, 2020 as presented.

Financial Impact: Funds disbursed were included in the FY 2019/20 "Amended" Watermaster Budget.

Future Consideration

Watermaster Board – March 26, 2020: Receive and File (Normal Course of Business)

ACTIONS:

Appropriative Pool – March 12, 2020: Received and filed

Non-Agricultural Pool – March 12, 2020: Moved unanimously to receive and file, without approval

Agricultural Pool – March 12, 2020: Received and filed

Advisory Committee – March 19, 2020: Received and filed

Watermaster Board – March 26, 2020:

Watermaster's function is to administer and enforce provisions of the Judgment and subsequent orders of the Court, and to develop and implement an Optimum Basin Management Program

BACKGROUND

A Combining Schedule of Revenue, Expenses and Changes in Net Assets for the period July 1, 2019 through January 31, 2020 is provided to keep all members apprised of the FY 2019/20 cumulative Watermaster revenues, expenditures and changes in net assets for the period listed.

DISCUSSION

The Combining Schedule of Revenue, Expenses and Changes in Net Assets has been created from various financial reports and statements created from Intuit QuickBooks Enterprise Solutions 18.0, the Watermaster accounting system. The Combining Schedule provided balances to the supporting documentation in the Watermaster accounting system as presented.

ATTACHMENTS:

1. Financial Report - B3

CHINO BASIN WATERMASTER
 COMBINING SCHEDULE OF REVENUE, EXPENSES AND CHANGES IN NET ASSETS
 FOR THE PERIOD JULY 1, 2019 THROUGH JANUARY 31, 2020

P25

	WATERMASTER ADMINISTRATION	OPTIMUM BASIN MANAGEMENT	POOL ADMINISTRATION & SPECIAL PROJECTS			GROUNDWATER REPLENISHMENT	LAIF VALUE ADJ.	GASB 75 BEG. NET POSITION	GRAND TOTALS	AMENDED BUDGET 2019-2020
			APPROPRIATIVE POOL	AG POOL	NON-AG POOL					
Administrative Revenues:										
Administrative Assessments			8,030,143		364,536				8,394,678	8,395,297
Interest Revenue			82,524	6,053	632				89,210	75,124
Mutual Agency Project Revenue	171,905								171,905	171,906
Miscellaneous Income	57								57	0
Total Revenues	171,962	-	8,112,667	6,053	365,168	-	-	-	8,655,850	8,642,327
Administrative & Project Expenditures:										
Watermaster Administration	948,401								948,401	1,589,738
Watermaster Board-Advisory Committee	83,986								83,986	234,147
Ag Pool Misc. Expense - Ag Fund				-					-	400
Pool Administration			112,687	224,021	55,905				392,613	798,473
Optimum Basin Mgmt Administration		1,483,652							1,483,652	2,308,840
OBMP Project Costs		1,640,757							1,640,757	3,980,468
Debt Service		526,276							526,276	633,440
Basin Recharge Improvements		-							-	1,634,782
Total Administrative/OBMP Expenses	1,032,387	3,650,685	112,687	224,021	55,905	-	-	-	5,075,686	11,180,288
Net Administrative/OBMP Expenses	(860,425)	(3,650,685)								
Allocate Net Admin Expenses To Pools	860,425		648,920	186,035	25,470				-	
Allocate Net OBMP Expenses To Pools		3,124,409	2,394,148.16	675,539	54,722				-	
Allocate Debt Service to App Pool		526,276	526,276						-	
Allocate Basin Recharge to App Pool		-	-						-	
Agricultural Expense Transfer*			1,085,595	(1,085,595)					-	
Total Expenses			4,767,626	-	136,098	-	-	-	5,075,686	11,180,288
Net Administrative Income			3,345,041	6,053	229,070	-	-	-	3,580,164	(2,537,961)
Other Income/(Expense)										
Replenishment Water Assessments						1,059,430			1,059,430	0
Desalter Replenishment Obligation						61,942			61,942	0
Non-Ag Stored Water Purchases									-	0
Exhibit "G" Non-Ag Pool Water									-	0
RTS Charges from IEUA						(31,147)			(31,147)	0
Interest Revenue						3,016			3,016	0
MWD Water Purchases									-	0
Non-Ag Stored Water Purchases									-	0
Exhibit "G" Non-Ag Pool Water									-	0
MWD Water Purchases									-	0
Groundwater Replenishment						(1,413,794)			(1,413,794)	0
LAIF - Fair Market Value Adjustment									-	0
Other Post-Employment Benefits (OPEB)									-	0
Refund-Excess Reserves			(271,110)						(271,110)	0
Refund-Recharge Debt			(64,564)						(64,564)	0
Funding To/(From) Reserves									-	(225,500)
Net Other Income/(Expense)			(335,674)	-	-	(320,554)	-	-	(656,229)	(225,500)
Net Transfers To/(From) Reserves	2,923,935		3,009,366	6,053	229,070	(320,554)	-	-	2,923,935	(2,312,461)
Net Assets, July 1, 2019	0		7,737,657	505,144	25,310	314,372	16,184	(443,445)	8,155,223	
Net Assets, End of Period			10,747,023	511,197	254,381	(6,182)	16,184	(443,445)	11,079,158	11,079,158
18/19 Assessable Production			75,114.142	21,785.871	3,860.993				100,761.006	
18/19 Production Percentages			74.547%	21.621%	3.832%				100.000%	

*Fund balance transfer as agreed to in the Peace Agreement.

N:\Administration\Meetings - Agendas & Minutes\2020\Staff Reports\03 - March\Board\20200326 - B3 Combining Schedule_January 2020.xlsx\Jul2019-Jan2020

THIS PAGE
HAS
INTENTIONALLY
BEEN LEFT
BLANK
FOR PAGINATION



CHINO BASIN WATERMASTER

9641 San Bernardino Road, Rancho Cucamonga, CA 91730
Tel: 909.484.3888 Fax: 909.484.3890 www.cbwm.org

PETER KAVOUNAS, P.E.
General Manager

STAFF REPORT

DATE: March 26, 2020
TO: Board Members
SUBJECT: Treasurer's Report of Financial Affairs for the Period January 1, 2020 through January 31, 2020 - Financial Report B4 (January 31, 2020)
(Consent Calendar Item I.B.4.)

SUMMARY

Issue: Record of increases or decreases in the cash position, assets and liabilities of Watermaster for the Period of January 1, 2020 through January 31, 2020.

Recommendation: Receive and file Treasurer's Report of Financial Affairs for the Period January 1, 2020 through January 31, 2020 as presented.

Financial Impact: Funds disbursed were included in the FY 2019/20 "Amended" Watermaster Budget.

Future Consideration

Watermaster Board – March 26, 2020: Receive and File (Normal Course of Business)

ACTIONS:

Appropriative Pool – March 12, 2020: Received and filed

Non-Agricultural Pool – March 12, 2020: Moved unanimously to receive and file, without approval

Agricultural Pool – March 12, 2020: Received and filed

Advisory Committee – March 19, 2020: Received and filed

Watermaster Board – March 26, 2020:

Watermaster's function is to administer and enforce provisions of the Judgment and subsequent orders of the Court, and to develop and implement an Optimum Basin Management Program

BACKGROUND

A Treasurer's Report of Financial Affairs for the Period January 1, 2020 through January 31, 2020 is provided to keep all members apprised of the total cash in banks (Bank of America, LAIF, and CalTRUST); cash on deposit in trust with the County of San Bernardino as a result of the Cooperation and Reimbursement Agreement between Chino Basin Watermaster and County of San Bernardino dated May 25, 2017; and cash on hand at the Watermaster office (petty cash) at the end of the period stated. The Treasurer's Report details the change (increase or decrease) in the overall cash position of Watermaster, as well as the changes (increase or decrease) to the assets and liabilities section of the balance sheet. The report also provides a detailed listing of all deposits and/or withdrawals in the California State Treasurer's Local Agency Investment Fund (LAIF) and/or CalTRUST, the most current effective yield as of the last quarter, and the ending balance in LAIF as of the reporting date.

DISCUSSION

The Treasurer's Report of Financial Affairs has been created from various financial reports and statements created from Intuit QuickBooks Enterprise Solutions 18.0, the Watermaster accounting system. The Treasurer's Report provided, balances to the supporting documentation in the Watermaster accounting system, as well as the supporting bank statements.

ATTACHMENTS

1. Financial Report - B4

**CHINO BASIN WATERMASTER
TREASURER'S REPORT OF FINANCIAL AFFAIRS FOR THE PERIOD
JANUARY 1, 2020 THROUGH JANUARY 31, 2020**

Financial Report - B4

DEPOSITORIES:

Cash on Hand - Petty Cash			\$ 500
Bank of America			
Governmental Checking-Demand Deposits	\$ 515,710		
Zero Balance Account - Payroll	-		515,710
Trust Account - County of San Bernardino			845
Local Agency Investment Fund - Sacramento			<u>12,265,879</u>
TOTAL CASH IN BANKS AND ON HAND	1/31/2020		\$ 12,782,934
TOTAL CASH IN BANKS AND ON HAND	12/31/2019		<u>14,284,722</u>
PERIOD INCREASE (DECREASE)			<u>\$ (1,501,788)</u>

CHANGE IN CASH POSITION DUE TO:

Decrease/(Increase) in Assets:			
Accounts Receivable			\$ 40,658
Assessments Receivable			9,106
Prepaid Expenses, Deposits & Other Current Assets			(15,423)
(Decrease)/Increase in Liabilities:			
Accounts Payable			(957,949)
Accrued Payroll, Payroll Taxes & Other Current Liabilities			10,944
Long Term Liabilities			3,525
Transfer to/(from) Reserves			<u>(592,650)</u>
PERIOD INCREASE (DECREASE)			<u>\$ (1,501,788)</u>

SUMMARY OF FINANCIAL TRANSACTIONS:

	Petty Cash	Gov't'l Checking Demand	Zero Balance Account Payroll	Trust Account County of San Bernardino	Local Agency Investment Funds	Totals
Balances as of 12/31/2019	\$ 500	\$ 35,985	\$ -	\$ 845	\$ 14,247,392	\$ 14,284,722
Deposits	-	2,044,025	-	-	43,487	2,087,512
Transfers	-	(190,279)	(124,493)	-	(2,025,000)	(2,339,772)
Withdrawals/Checks	-	(1,374,021)	124,493	-	-	<u>(1,249,528)</u>
Balances as of 1/31/2020	<u>\$ 500</u>	<u>\$ 515,710</u>	<u>\$ -</u>	<u>\$ 845</u>	<u>\$ 12,265,879</u>	<u>\$ 12,782,934</u>
PERIOD INCREASE OR (DECREASE)	\$ -	\$ 479,725	\$ -	\$ -	\$ (1,981,513)	\$ (1,501,788)

P29

**CHINO BASIN WATERMASTER
TREASURER'S REPORT OF FINANCIAL AFFAIRS FOR THE PERIOD
JANUARY 1, 2020 THROUGH JANUARY 31, 2020**

INVESTMENT TRANSACTIONS

Effective Date	Transaction	Depository	Activity	Redeemed	Days to Maturity	Interest Rate(*)	Maturity Yield
1/10/2020	Withdrawal		(525,000)				
1/14/2020	Interest		43,487				
1/28/2020	Withdrawal		(1,500,000)				
TOTAL INVESTMENT TRANSACTIONS			\$ (1,981,513)	\$0			

* The earnings rate for L.A.I.F. is a daily variable rate; 2.29% was the effective yield rate at the Quarter ended December 31, 2019.

**INVESTMENT STATUS
January 31, 2020**

Financial Institution	Principal Amount	Number of Days	Interest Rate	Maturity Date
Local Agency Investment Fund	\$ 12,265,879			
TOTAL INVESTMENTS	\$ 12,265,879			

Funds on hand are sufficient to meet all foreseen and planned Administrative and project expenditures during the next six months.

All investment transactions have been executed in accordance with the criteria stated in Chino Basin Watermaster's Investment Policy.

Respectfully submitted,



Joseph S. Joswiak
Chief Financial Officer
Chino Basin Watermaster



CHINO BASIN WATERMASTER

9641 San Bernardino Road, Rancho Cucamonga, CA 91730
Tel: 909.484.3888 Fax: 909.484.3890 www.cbwm.org

PETER KAVOUNAS, P.E.
General Manager

STAFF REPORT

DATE: March 26, 2020
TO: Board Members
SUBJECT: Budget vs. Actual Report for the Period July 1, 2019 through January 31, 2020 -
Financial Report B5 (January 31, 2020)
(Consent Calendar Item I.B.5.)

SUMMARY

Issue: Record of revenues and expenses of Watermaster for the Period of July 1, 2019 through January 31, 2020.

Recommendation: Receive and file Budget vs. Actual Report for the Period July 1, 2019 through January 31, 2020 as presented.

Financial Impact: Funds disbursed were included in the FY 2019/20 "Amended" Watermaster Budget.

Future Consideration

Watermaster Board – March 26, 2020: Receive and File (Normal Course of Business)

ACTIONS:

Appropriative Pool – March 12, 2020: Received and filed

Non-Agricultural Pool – March 12, 2020: Moved unanimously to receive and file, without approval

Agricultural Pool – March 12, 2020: Received and filed

Advisory Committee – March 19, 2020: Received and filed

Watermaster Board – March 26, 2020:

*Watermaster's function is to administer and enforce provisions of the Judgment and subsequent orders of the Court,
and to develop and implement an Optimum Basin Management Program*

BACKGROUND

A Budget vs. Actual Report for the period July 1, 2019 through January 31, 2020 is provided to keep all members apprised of the total revenues and expenses for the current fiscal year. The expense section is categorized into four distinct sections. Those sections are: General and Administrative Expenses; Optimum Basin Management Program Expenses; Project Expenses; and Other Income/Expenses. The Budget vs. Actual report has been created from Intuit QuickBooks Enterprise Solutions 18.0, the Watermaster accounting system. The Budget vs. Actual report provided, balances to the supporting documentation in the Watermaster accounting system, as well as the supporting bank statements.

DISCUSSION

CURRENT MONTH – JANUARY 2020

Year-To-Date (YTD) for the seven months ending January 31, 2020, all but one category was at or below the projected budget. The category over budget was: (1) Groundwater Quality Monitoring expenses (7103's) over budget by \$2,769 or 1.2% as a result of increased monitoring activities performed by the Watermaster field operations staff during the last seven months. For the majority of the expense categories within the Watermaster budget for FY 2019/20, the individual line-item budgets are divided into 12-monthly amounts and allocated accordingly. As the fiscal year progresses, the category listed above could level out over time and be within the budget levels.

Overall, the Watermaster (YTD) Actual Expenses were \$3,360,823 or 39.8% below the (YTD) Budgeted Expenses of \$8,436,509.

PREVIOUSLY REPORTED ACTIONS (Descending Order)

December 2019:

The Budget Amendment Form A-19-12-01 was approved unanimously by the Board on December 19, 2019. For the accounting month of December 2019, Budget Amendment Form A-19-12-01 was recorded in the amount of \$225,500 under the 2020 OBMP Update - Dodson & Associates expenses (account 6908.1). The additional funding of \$225,500 came from the OBMP Reserve Fund which had an available balance of \$908,044. The new available balance of the OBMP Reserve Fund is now \$682,544 (\$908,044 - \$225,500 = \$682,544). With the addition of the \$225,500 from Budget Amendment Form A-19-12-01, the Approved "Amended" Budget for FY 2019/20 was increased from \$10,954,787.70 to \$11,180,287.70 (which includes the additional "Carry Over" funding of \$2,312,460.70).

August 2019:

There were no Pool, Advisory or Board meetings scheduled for the month of August 2019.

July 2019:

During the month of July 2019, the "Carry Over" funding was calculated. The Total "Carry Over" funding amount of \$2,312,460.70 has been posted to the general ledger accounts. The total amount of \$2,312,460.70 consisted of \$1,634,781.70 from Capital Improvement Projects, \$357,050.00 from OBMP Activities, \$313,129.00 from Engineering Services, and \$7,500.00 from Administration Services. More detailed information is provided regarding this issue under the "Carry Over" Funding section.

The Amended Budget for FY 2019/20 is \$10,924,787.70 which includes \$2,312,460.70 for the prior years "Carry Over" funding. The Original Approved budget for FY 2019/20 of \$8,612,327 was adopted by the Watermaster Board on May 23, 2019 (\$8,612,327 + \$2,312,460.70 = \$10,924,787.70).

SALARIES EXPENSE

CURRENT MONTH – JANUARY 2020

Watermaster's function is to administer and enforce provisions of the Judgment and subsequent orders of the Court, and to develop and implement an Optimum Basin Management Program

As of January 31, 2020, the total (YTD) Watermaster salary expenses were \$55,887 or 4.6% below the (YTD) budgeted amount of \$1,202,489. The overall staffing budget was developed with a staffing level of ten Full-Time Equivalents (FTE's), and staffing is currently at ten Full-Time Equivalents (FTE's).

The Administrative Assistant submitted her written resignation on January 10, 2020. For a portion of January, the Administrative Assistant position duties were being filled by a temporary agency employee. During the same time period, Watermaster staff were evaluating and interviewing possible candidates who were being submitted for evaluation by multiple temporary agencies.

During the same time frame, Anna Nelson, the Watermaster Executive Services Director, reached out to several water agencies in the local area to see if they had any recommendations or suggestions on possible candidates for the open position. From this outreach, a candidate did contact Watermaster and was interviewed for the open position. On January 24, 2020, a conditional offer of employment was issued with the final screening process being successful completion of a background investigation, passing a drug test, and passing a pre-employment physical. The new employee started employment with Watermaster on February 10, 2020.

Watermaster utilizes an in-house database time and attendance system to track and record staff's actual hours worked and records those hours to a specific project or activity. This time and attendance database of captured staff hours and activities is the basis for the bi-weekly payrolls which are processed using an external payroll processing service. Watermaster staff can record time to a large number of activities but the five most used categories are as follows (1) General Administrative activities; (2) Paid Leaves of vacation, sick or holiday; (3) Pools, Advisory or Board Meeting attendance; (4) OBMP activities; and (5) OBMP Implementation Program Elements 1 through 9 activities.

When the FY 2019/20 budget was developed, basic assumptions were used in allocating how staff's time would be spent and on which of the projects or activities. The staffing dollars were then allocated into those specific areas and budgeted on a 1/12 monthly budget. When actual staffing activities vary from the budgeted assumptions, a positive or negative variance can be created. Currently, the allocations are tracking within budget.

The table summarizes the Year-To-Date (YTD) Actual Watermaster salary costs compared to the Year-To-Date (YTD) Budget as of January 31, 2020. Please be advised that the "\$ Over Budget" and the "% of Budget" columns are a comparison of the (YTD) Actual to the (YTD) Budget, not the 12-month Annual Budget. The 12-month Annual Budget column is presented only to provide the data in a full and complete format. The following details are provided:

	<u>Jul '19 - Jan '20</u> <u>Actual</u>	<u>Jul '19 - Jan '20</u> <u>Budget</u>	<u>\$ Over Budget</u>	<u>% of Budget</u>	<u>FY 2019/20</u> <u>Annual Budget</u>
WM Salary Expense					
6011 · WM Staff Salaries	629,927.83	642,557.00	-12,629.17	98.04%	1,084,836.00
6011.1 · WM Staff Salaries - Overtime	10,108.10	0.00	10,108.10	100.0%	0.00
6011.4 · 457(f) NQDC Plan	19,866.88	22,474.00	-2,607.12	88.4%	38,528.00
6017 · Temporary Services	1,128.64	12,250.00	-11,121.36	9.21%	21,000.00
6201 · Advisory Committee - WM Staff Salaries	13,026.19	16,229.00	-3,202.81	80.27%	27,400.00
6301 · Watermaster Board - WM Staff Salaries	21,951.97	25,919.00	-3,967.03	84.7%	43,759.00
8301 · Appropriative Pool - WM Staff Salaries	23,698.47	24,067.00	-368.53	98.47%	40,634.00
8401 · Agricultural Pool - WM Staff Salaries	14,069.41	20,427.00	-6,357.59	68.88%	34,488.00
8501 · Non-Agricultural Pool - WM Staff Salaries	12,177.34	13,994.00	-1,816.66	87.02%	23,626.00
6901 · OBMP - WM Staff Salaries	138,453.02	74,844.00	63,609.02	184.99%	126,360.00
7101.1 · Production Monitor - WM Staff Salaries	39,874.23	45,781.00	-5,906.77	87.1%	77,293.00
7102.1 · In-line Meter - WM Staff Salaries	0.00	10,056.00	-10,056.00	0.0%	16,978.00
7103.1 · Grdwater Quality - WM Staff Salaries	35,822.99	34,149.00	1,673.99	104.9%	57,654.00
7104.1 · Grdwater Level - WM Staff Salaries	36,696.48	34,898.00	1,798.48	105.15%	58,918.00
7107.1 · GrdLevel Monitoring - WM Staff Salaries	711.20	3,594.00	-2,882.80	19.79%	6,072.00
7108.1 · Hydraulic Control - WM Staff Salaries	460.86	2,430.00	-1,969.14	18.97%	4,104.00
7108.11 · Prado Basin - WM Staff Salaries	399.02	3,555.00	-3,155.98	11.22%	6,003.00
7201 · Comp Recharge - WM Staff Salaries	27,246.20	36,636.00	-9,389.80	74.37%	61,853.00
7301 · PE3&5 - WM Staff Salaries	199.52	10,196.00	-9,996.48	1.96%	17,214.00
7401 · PE4 - WM Staff Salaries	2,803.19	6,244.00	-3,440.81	44.89%	10,541.00
7501 · PE6&7 - WM Staff Salaries	598.56	3,359.00	-2,760.44	17.82%	5,671.00
7501.1 · PE 6&7 - WM Staff Salaries (Plume)	0.00	3,207.00	-3,207.00	0.0%	5,415.00
7601 · PE8&9 - WM Staff Salaries	9,740.04	13,516.00	-3,775.96	72.06%	22,818.00
Subtotal WM Staff Costs	1,038,960.14	1,060,382.00	-21,421.86	97.98%	1,791,165.00
60185 · Vacation	41,960.49	47,953.00	-5,992.51	87.5%	82,204.00
60186 · Sick Leave	10,005.71	32,954.00	-22,948.29	30.36%	56,493.00
60187 · Holidays	55,675.21	61,200.00	-5,524.79	90.97%	70,615.00
Subtotal WM Paid Leaves	107,641.41	142,107.00	-34,465.59	75.75%	209,312.00
Total WM Salary Costs	1,146,601.55	1,202,489.00	-55,887.45	95.35%	2,000,477.00

PREVIOUSLY REPORTED ACTIONS (Descending Order)

None

LEGAL SERVICES

BROWNSTEIN HYATT FARBER SCHRECK EXPENSES

CURRENT MONTH – JANUARY 2020

As of January 31, 2020, the total (YTD) Watermaster Legal Services expenses (consolidating the three categories of Watermaster Administrative Legal Services, Pool/Advisory/Board Meeting legal expenses, and OBMP legal expenses) were \$158,979 or 26.6% below the (YTD) budgeted amount of \$598,379.

The Watermaster Legal Services budget was developed jointly by the Watermaster staff and Brownstein Hyatt Farber Schreck staff with specific assumptions regarding the tasks and legal activities that would occur during FY 2019/20. The total legal services budget was developed by multiplying the number of hours that would be required to complete the specific tasks by the hourly rate. The “Approved” budget was adopted for the original amount of \$958,953.

WATERMASTER ADMINISTRATIVE LEGAL SERVICES:

Overall, the Watermaster Administrative Legal Services expense (6070's) as of January 31, 2020, was \$217 or 0.1% below the budgeted amount of \$184,170. The specific items within the Administrative Legal Services expenses (6070's) which were over budget were the Rules and Regulations (6072) which were over budget by \$2,343 or 37.1%; the Miscellaneous (6078) which were over budget by \$102,807 or 181.2%;

and the Ely Basin Investigation (6078.25) which were over budget by \$1,975 or 100%. Please see Note 1 on the following page for a more detailed explanation of the miscellaneous types of expenses (6078).

The specific items within the Administrative Legal Services expenses (6070's) which were under budget were the expenses for Court Coordination expenses (6072) under budget by \$18,662 or 83.5%; Personnel Matters (6073) under budget by \$2,342 or 23.7%; Interagency Issues (6074) under budget by \$20,790 or 100.0%; Party Status Maintenance expenses (6077) under budget by \$10,937 or 100.0%; and Assessment Packages-Updates (6078.13) under budget by \$54,611 or 95.6%.

WATERMASTER POOLS, ADVISORY AND BOARD LEGAL SERVICES:

The Pools, Advisory Committee and the Board meeting legal expenses from BHFS are captured by month within the accounts (6275, 6375, 6375.1, 8375, 8475 and 8575). The legal service costs associated with the Board Workshop(s) are also included as part of this group. Overall, this category of legal expenses as of January 31, 2020 was \$54,120 or 48.9% below the budgeted amount of \$110,588. Normal Brownstein Hyatt Farber Schreck meeting attendance during any given month includes attendance at all three pool meetings, one Advisory Committee meeting and one Board meeting. For the month of August 2019, no Watermaster meetings were held. The legal services budget was developed with the assumption of having eleven months of meetings, intentionally excluding the month of December 2019. For December 2019, meetings were conducted during the month.

OBMP LEGAL SERVICES:

The OBMP legal expenses (accounts 6907.31 through 6907.90) were below the budget for the month. As of January 31, 2020, the category of OBMP legal expenses were \$104,642 or 34.5% below the budgeted amount of \$303,621. The majority of expenses within this OBMP category were under budget (YTD), however, the OBMP Update expenses (6907.45) were over budget by \$103,879 or 164.6%; and the Upper SAR Integrated Model expenses (6907.46) were over budget by \$178 or 100%.

The table listed below summarizes the Brownstein Hyatt Farber Schreck (BHFS) expenses as of January 31, 2020 compared to the Year-To-Date (YTD) budget. Please be advised that the "\$ Over Budget" and the "% of Budget" columns are a comparison of the (YTD) Actual to the (YTD) Budget, not the 12-month Annual Budget. The 12-month Annual Budget column is presented only to provide the data in a full and complete format. The following details are provided:

	Jul '19 - Jan '20 Actual	Jul '19 - Jan '20 Budget	\$ Over Budget	% of Budget	FY 2019/20 Annual Budget
6070 · Watermaster Legal Services					
6071 · BHFS Legal - Court Coordination	3,678.75	22,341.00	-18,662.25	16.47%	38,300.00
6072 · BHFS Legal - Rules & Regulations	8,658.12	6,315.00	2,343.12	137.1%	10,825.00
6073 · BHFS Legal - Personnel Matters	7,557.75	9,900.00	-2,342.25	76.34%	9,900.00
6074 · BHFS Legal - Interagency Issues	0.00	20,790.00	-20,790.00	0.0%	35,640.00
6076 · BHFS Legal - Storage Issues	0.00	0.00	0.00	0.0%	0.00
6077 · BHFS Legal - Party Status Maintenance	0.00	10,937.00	-10,937.00	0.0%	18,750.00
6078 · BHFS Legal - Miscellaneous (Note 1)	159,544.17	56,737.00	102,807.17	281.2%	95,550.00
6078.13 · BHFS - Assessment Packages-Updates	2,539.35	57,150.00	-54,610.65	4.44%	57,150.00
6078.25 · BHFS - Ely # Basin Investigation	1,974.60	0.00	1,974.60	100.0%	0.00
Total 6070 · Watermaster Legal Services	183,952.74	184,170.00	-217.26	99.88%	266,115.00
6275 · BHFS Legal - Advisory Committee	5,715.71	11,880.00	-6,164.29	48.11%	21,780.00
6375 · BHFS Legal - Board Meeting	23,294.63	42,120.00	-18,825.37	55.31%	77,220.00
6375.1 · BHFS Legal - Board Workshop(s)	0.00	12,038.00	-12,038.00	0.0%	12,038.00
8375 · BHFS Legal - Appropriative Pool	9,183.82	14,850.00	-5,666.18	61.84%	27,225.00
8475 · BHFS Legal - Agricultural Pool	9,161.85	14,850.00	-5,688.15	61.7%	27,225.00
8575 · BHFS Legal - Non-Ag Pool	9,112.33	14,850.00	-5,737.67	61.36%	27,225.00
Total BHFS Legal Services	56,468.34	110,588.00	-54,119.66	51.06%	192,713.00
6907.3 · WM Legal Counsel					
6907.31 · Archibald South Plume	0.00	7,655.00	-7,655.00	0.0%	13,125.00
6907.32 · Chino Airport Plume	0.00	7,655.00	-7,655.00	0.0%	13,125.00
6907.33 · Desalter/Hydraulic Control	89.10	13,780.00	-13,690.90	0.65%	23,625.00
6907.34 · Santa Ana River Water Rights	8,891.10	9,495.00	-603.90	93.64%	16,275.00
6907.36 · Santa Ana River Habitat	3,048.30	27,620.00	-24,571.70	11.04%	47,350.00
6907.38 · Reg. Water Quality Cntrl Board	623.70	16,070.00	-15,446.30	3.88%	27,550.00
6907.39 · Recharge Master Plan	5,393.28	12,659.00	-7,265.72	42.6%	21,700.00
6907.40 · Storage Agreements	0.00	19,485.00	-19,485.00	0.0%	33,400.00
6907.41 · Prado Basin Habitat Sustainability	0.00	9,480.00	-9,480.00	0.0%	16,250.00
6907.42 · Safe Yield Recalculation	0.00	0.00	0.00	0.0%	0.00
6907.44 · SGMA Compliance	534.60	6,330.00	-5,795.40	8.45%	10,850.00
6907.45 · OBMP Update	166,993.82	63,115.00	103,878.82	264.59%	108,200.00
6907.46 · Upper SAR Integrated Model	178.20	0.00	178.20	100.0%	0.00
6907.47 · 2020 Safe Yield Reset	13,226.58	63,115.00	-49,888.42	20.96%	108,200.00
6907.48 · Ely Basin Investigation	0.00	28,525.00	-28,525.00	0.0%	28,525.00
6907.90 · WM Legal Counsel - Unanticipated	0.00	18,637.00	-18,637.00	0.0%	31,950.00
Total 6907 · WM Legal Counsel	198,978.68	303,621.00	-104,642.32	65.54%	500,125.00
Total Brownstein, Hyatt, Farber, Schreck Costs	439,399.76	598,379.00	-158,979.24	73.43%	958,953.00

Note 1: The types of legal activities that have been charged against the "Miscellaneous" legal category account 6078 are as follows: (1) Correspondence and discussions with Watermaster staff regarding current issues/topics; (2) Correspondence with Watermaster staff regarding special projects (assessment package, replenishment obligations, annual report, audit report, business plan, etc.); (3) Brownstein's status review of ongoing Watermaster projects and issues; (4) Brownstein's update of the outstanding issues list; (5) Coordination of ongoing Watermaster projects; (6) Review of draft documents and contracts; (7) Review transfer documents; (8) Ground-Level Monitoring Committee reports/meetings; (9) Review process and criteria for SGMA reporting; (10) MVWD SCADA Agreement and installation; (11) Angelica Corporation Bankruptcy matter; (12) NRG/GENON Bankruptcy matter; (13) Pomona extensometer project, CEQA review and compliance; (14) Desalter Replenishment obligations, assessment methodologies, and ongoing issues; (15) Master Cost Sharing Agreement with IEUA; (16) Estimation and adoption of an evaporative loss policy for Recharge; (17) CalMat intervention; (18) Angelica's water rights transfer; (19) Exhibit "G" rate issues; (20) Right of Entry Agreements for various locations; (21) Assessment Packages-Updates and Review; and (22) Miscellaneous legal research on current and pending issues.

PREVIOUSLY REPORTED ACTIONS (Descending Order)
None

OBMP ENGINEERING SERVICES AND LEGAL COSTS

CURRENT MONTH – JANUARY 2020

Watermaster's function is to administer and enforce provisions of the Judgment and subsequent orders of the Court, and to develop and implement an Optimum Basin Management Program

Reviewing in total the OBMP Engineering Services and Legal Costs (consolidating the five categories of OBMP Watermaster Staff and SAWPA, OBMP Engineering Services, OBMP Legal Costs, OBMP Update Costs, and OBMP Other Expenses) for the seven months ending January 31, 2020, the actual expenses of \$1,386,534 were below the budgeted amount of \$1,550,477 by \$163,943 or 10.6%. For a detailed discussion, the following is provided.

For January 31, 2020, the accounts 6901-6903 (Optimum Basin Mgmt. Program) section was above the Year-To-Date (YTD) budget by \$52,249 or 51.6%. Watermaster utilizes an in-house database time and attendance system to record and document staff's actual hours worked and also allocates those hours to a specific project or activity. Watermaster staff time could be charged to Administrative, OBMP, or Implementation Project categories. Recently, Watermaster staff spent more time on specific OBMP related areas as budgeted. As a result, Watermaster staff allocated more actual time to the OBMP project as budgeted, which resulted in an over-budget variance of \$63,609 or 85.4%. The remaining expense was the Santa Ana Watershed Project Authority (SAWPA) FY 2019/20 Basin Monitoring Program Task Force Contribution which was budgeted at \$26,392 and actual expenses were \$11,360 or 43.1% below budget as of January 31, 2020.

For January 31, 2020, the accounts 6906 (Optimum Basin Mgmt. Program Engineering Services) section was above the Year-To-Date (YTD) budget by \$54,058 or 5.9%. The majority of expenses within this OBMP category were under budget (YTD), however, the accounts which were over budget were as follows: the 2019 OBMP Update expenses (6906.26) which were over budget by \$95,500 or 28.5%; the OBMP Data Requests - CBWM Staff expenses (6906.71) which were over budget by \$20,675 or 27.9%; and the OBMP-Safe Yield Recalculation expenses (6906.73) which were over budget by \$79,163 or 39.3%.

Within the category 6907 (Optimum Basin Mgmt. Program Legal Fees) are the remaining Brownstein Hyatt Farber Schreck (BHFS) Watermaster's legal expenses. Within the legal expense category, some individual line item activities were above the budget by \$104,057 while some other line item activities were below the budget by \$208,699. Above the budget line item were the OBMP Update expenses of \$103,879; and the Upper SAR Integrated Model expenses of \$178. The individual legal projects/activities that were below budget for the Year-To-Date (YTD) period were the Archibald South Plume of \$7,655; the Chino Airport Plume of \$7,655; the Desalter/Hydraulic Control of \$13,691; the Santa Ana River Water Rights of \$604; Santa Ana River Habitat of \$24,572; the Regional Water Quality Control Board of \$15,446; the Recharge Master Plan expenses of \$7,266; Storage Agreements of \$19,485; the Prado Basin Habitat Sustainability of \$9,480; SGMA Compliance of \$5,795; the 2020 Safe Yield Reset of \$49,888; the Ely Basin Investigation expenses of \$28,525; and the WM Unanticipated legal expenses of \$18,637. For the seven months ended January 31, 2020, the overall cumulative (YTD) budget was \$303,621 and the actual (BHFS) legal expenses totaled \$198,979 which resulted in an under-budget variance of \$104,642 or 34.5%.

The OBMP Update Costs (6908.1) were below the budget for the month. These expenses relate to the OBMP Update costs for the contract between Tom Dodson and Associates and CBWM to procure environmental review services for the 2020 OBMP Update. This budget was funded through Budget Amendment A-19-12-01 in the amount of \$225,500. Budget Amendment A-19-12-01 was adopted by the Board on December 19, 2019. As of January 31, 2020, this category of expenses was \$165,404 or 73.3% below the budgeted amount of \$225,500.

The OBMP Other Expenses (6909's) were below the budget for the month. These expenses are typically conference calls, meeting expenses, supplies, annual inspection fees, and other miscellaneous type expenses. As of January 31, 2020, this category of expenses was \$203 or 2.7% below the budgeted amount of \$7,625.

Overall, the Optimum Basin Management Program (OBMP) category was \$1,386,534 compared to a (YTD) budget of \$1,550,477 for an under budget of \$163,943 or 10.6% as of January 31, 2020.

The table listed below summarizes the Optimum Basin Management Program (OBMP) expenses as of January 31, 2020 compared to the Year-To-Date (YTD) budget. Please be advised that the "\$ Over Budget"

and the “% of Budget” columns are a comparison of the (YTD) Actual to the (YTD) Budget, not the 12-month Annual Budget. The 12-month Annual Budget column is presented only to provide the data in a full and complete format. The following details are provided:

	Jul '19 - Jan '20 Actual	Jul '19 - Jan '20 Budget	\$ Over Budget	% of Budget	FY 2019/20 Annual Budget
6900 · Optimum Basin Mgmt Plan					
6901 · WM Staff Salaries	138,453.02	74,844.00	63,609.02	184.99%	126,360.00
6903 · OBMP SAWPA Group	15,032.00	26,392.00	-11,360.00	56.96%	26,392.00
Total 6901-6903 · OBMP WM Staff/SAWPA	153,485.02	101,236.00	52,249.02	151.61%	152,752.00
6906 · OBMP Engineering Services					
6906.1 · OBMP - Watermaster Model Update	1,541.70	4,280.00	-2,738.30	36.02%	4,280.00
6906.15 · Integrated Model Mtgs. - IEUA Costs	5,163.60	12,180.00	-7,016.40	42.39%	20,880.00
6906.17 · Planning Study Analysis	5,934.50	6,899.00	-964.50	86.02%	11,826.00
6906.18 · Prado Dam FS/EIS/EIR-50% IEUA	0.00	10,825.00	-10,825.00	0.0%	18,560.00
6906.21 · State of the Basin Report	0.00	0.00	0.00	0.0%	0.00
6906.22 · Water Rights Compliance Reporting	11,386.55	12,054.00	-667.45	94.46%	20,664.00
6906.23 · SGMA Reporting Requirements	1,512.30	7,928.00	-6,415.70	19.08%	13,590.00
6906.24 · Compliance - SB88 and SWRCB	1,085.60	4,924.00	-3,838.40	22.05%	8,444.00
6906.26 · 2019 OBMP Update	430,855.83	335,356.00	95,499.83	128.48%	388,896.00
6906.27 · HCP Meetings/Tech. Review-IEUA Cost	0.00	8,825.00	-8,825.00	0.0%	15,130.00
6906.28 · Agriculture Prod. & Estimation	0.00	13,545.00	-13,545.00	0.0%	23,220.00
6906.31 · OBMP - Pool, Advisory, Board Mtgs.	42,644.70	60,302.00	-17,657.30	70.72%	103,374.00
6906.32 · OBMP - Other General Meetings	39,690.78	49,498.00	-9,807.22	80.19%	84,853.00
6906.71 · OBMP - Data Requests - CBWM Staff	94,738.30	74,063.00	20,675.30	127.92%	126,964.00
6906.72 · OBMP - Data Requests - Non CBWM	19,257.69	29,739.00	-10,481.31	64.76%	50,980.00
6906.73 · OBMP - Safe Yield Recalculation	280,516.07	201,353.00	79,163.07	139.32%	276,608.00
6906.74 · OBMP - Mat'l Phy. Injury Requests	11,328.60	43,737.00	-32,408.40	25.9%	74,977.00
6906.81 · Prepare Annual Reports	9,796.30	15,416.00	-5,619.70	63.55%	15,416.00
6906 · OBMP Engineering Services - Other	11,100.35	21,571.00	-10,470.65	51.46%	36,976.00
Total 6906 · OBMP Engineering Services	966,552.87	912,495.00	54,057.87	105.92%	1,295,638.00
6907 · OBMP Legal Fees					
6907.3 · WM Legal Counsel					
6907.31 · Archibald South Plume	0.00	7,655.00	-7,655.00	0.0%	13,125.00
6907.32 · Chino Airport Plume	0.00	7,655.00	-7,655.00	0.0%	13,125.00
6907.33 · Desalter/Hydraulic Control	89.10	13,780.00	-13,690.90	0.65%	23,625.00
6907.34 · Santa Ana River Water Rights	8,891.10	9,495.00	-603.90	93.64%	16,275.00
6907.36 · Santa Ana River Habitat	3,048.30	27,620.00	-24,571.70	11.04%	47,350.00
6907.38 · Reg. Water Quality Cntrl Board	623.70	16,070.00	-15,446.30	3.88%	27,550.00
6907.39 · Recharge Master Plan	5,393.28	12,659.00	-7,265.72	42.6%	21,700.00
6907.40 · Storage Agreements	0.00	19,485.00	-19,485.00	0.0%	33,400.00
6907.41 · Prado Basin Habitat Sustainability	0.00	9,480.00	-9,480.00	0.0%	16,250.00
6907.42 · Safe Yield Recalculation	0.00	0.00	0.00	0.0%	0.00
6907.44 · SGMA Compliance	534.60	6,330.00	-5,795.40	8.45%	10,850.00
6907.45 · OBMP Update	166,993.82	63,115.00	103,878.82	264.59%	108,200.00
6907.46 · Upper SAR Integrated Model	178.20	0.00	178.20	100.0%	0.00
6907.47 · 2020 Safe Yield Reset	13,226.58	63,115.00	-49,888.42	20.96%	108,200.00
6907.48 · Ely Basin Investigation	0.00	28,525.00	-28,525.00	0.0%	28,525.00
6907.90 · WM Legal Counsel - Unanticipated	0.00	18,637.00	-18,637.00	0.0%	31,950.00
Total 6907 · WM Legal Counsel	198,978.68	303,621.00	-104,642.32	65.54%	500,125.00
Total 6907 · OBMP Legal Fees	198,978.68	303,621.00	-104,642.32	65.54%	500,125.00
6908 · OBMP Updates					
6908.1 · 2020 OBMP Update-Dodson & Assoc.	60,095.90	225,500.00	-165,404.10	26.65%	225,500.00
Total 6908 · OBMP Updates	60,095.90	225,500.00	-165,404.10	26.65%	225,500.00
6909 · OBMP Other Expenses					
6909.1 · OBMP Meetings	2,032.80	875.00	1,157.80	232.32%	1,500.00
6909.3 · Other OBMP Expenses	1,236.00	1,750.00	-514.00	70.63%	2,000.00
6909.6 · OBMP Expenses - Miscellaneous	4,153.00	5,000.00	-847.00	83.06%	5,000.00
6909 · OBMP Other Expenses - Other	0.00	0.00	0.00	0.0%	0.00
Total 6909 · OBMP Other Expenses	7,421.80	7,625.00	-203.20	97.34%	8,500.00
Total 6900 · Optimum Basin Mgmt Plan	1,386,534.27	1,550,477.00	-163,942.73	89.43%	2,182,515.00

Watermaster's function is to administer and enforce provisions of the Judgment and subsequent orders of the Court, and to develop and implement an Optimum Basin Management Program

PREVIOUSLY REPORTED ACTIONS (Descending Order)
None

ENGINEERING SERVICES - OBMP IMPLEMENTATION PROJECTS COSTS
WILDERMUTH ENVIRONMENTAL, INC.

CURRENT MONTH – JANUARY 2020

As of January 31, 2020, the total (YTD) Engineering Services expenses were \$388,560 or 19.2% below the (YTD) budget amount of \$2,022,732. The OBMP Implementation Projects (consolidated accounts 7100's – 7700's) were all under budget of as of January 31, 2020, except for the Groundwater Quality-Engineering expenses (7103.3) which were over budget by \$5,701 or 4.5%; the Groundwater Quality-Laboratory Services expenses (7103.5) which were over budget by \$1,631 or 2.8%; the Hydraulic Control-Laboratory Services expenses (7108.4) which were over budget by \$12,446 or 247.0%; the PE4-Engineering expenses (7402) which were over budget by \$5,642 or 6.7%; the PE6&7 Engineering Services expenses (7502) which were over budget by \$2,255 or 4.2%; and the PE6&7-SAWBMP Task Force-50% IEUA expenses (7511) which were over budget by \$9,487 or 91.4%.

Watermaster does not plan to present any Budget Transfers or Budget Amendments at this time for the Engineering Services.

The third quarter ECAC report is scheduled to be issued early May 2020 for the period July 1, 2019 through March 31, 2020.

The table listed below summarized the Year-To-Date (YTD) Actual Wildermuth Environmental, Inc., (WEI) and other Engineering costs compared to the Year-To-Date (YTD) Budget as of January 31, 2020. Please be advised that the "\$ Over Budget" and the "% of Budget" columns are a comparison of the (YTD) Actual to the (YTD) Budget, not the 12-month Annual Budget. The 12-month Annual Budget column is presented only to provide the data in a full and complete format. The following details are provided:

	Jul '19 - Jan '20 Actual	Jul '19 - Jan '20 Budget	\$ Over Budget	% of Budget	FY 2019/20 Annual Budget
6906 · OBMP Engineering Services - Other	11,100.35	21,571.00	-10,470.65	51.46%	36,976.00
6906.1 · OBMP - Watermaster Model Update	1,541.70	4,280.00	-2,738.30	36.02%	4,280.00
6906.15 · Integrated Model Mtgs-IEUA Cost	5,163.60	12,180.00	-7,016.40	42.39%	20,880.00
6906.17 · Planning Study Analysis	5,934.50	6,899.00	-964.50	86.02%	11,826.00
6906.18 · Prado Dam FS/EIS/EIR-50% IEUA	0.00	10,825.00	-10,825.00	0.0%	18,560.00
6906.21 · State of the Basin Report	0.00	0.00	0.00	0.0%	0.00
6906.22 · Water Rights Compliance Reporting	11,386.55	12,054.00	-667.45	94.46%	20,664.00
6906.23 · SGMA Reporting Requirements	1,512.30	7,928.00	-6,415.70	19.08%	13,590.00
6906.24 · Compliance - SB88 and SWRCB	1,085.60	4,924.00	-3,838.40	22.05%	8,444.00
6906.26 · 2019 OBMP Update	430,855.83	335,356.00	95,499.83	128.48%	388,896.00
6906.27 · HCP Meetings/Technical Review-IEUA Cos	0.00	8,825.00	-8,825.00	0.0%	15,130.00
6906.28 · Agriculture Prod. & Estimation	0.00	13,545.00	-13,545.00	0.0%	23,220.00
6906.31 · OBMP - Pool, Advisory, Board Mtgs.	42,644.70	60,302.00	-17,657.30	70.72%	103,374.00
6906.32 · OBMP - Other General Meetings	39,690.78	49,498.00	-9,807.22	80.19%	84,853.00
6906.71 · OBMP - Data Requests - CBWM Staff	94,738.30	74,063.00	20,675.30	127.92%	126,964.00
6906.72 · OBMP - Data Requests - Non CBWM	19,257.69	29,739.00	-10,481.31	64.76%	50,980.00
6906.73 · OBMP - Safe Yield Recalculation	280,516.07	201,353.00	79,163.07	139.32%	276,608.00
6906.74 · OBMP - Mat'l Physical Injury Requests	11,328.60	43,737.00	-32,408.40	25.9%	74,977.00
6906.76 · County Extraction Well-Modeling	0.00	0.00	0.00	0.0%	0.00
6906.81 · Prepare Annual Reports	9,796.30	15,416.00	-5,619.70	63.55%	15,416.00
6906.90 · OBMP - 2018 RMPU Master Update	0.00	0.00	0.00	0.0%	0.00
7103.3 · Grdwtr Qual-Engineering	132,831.80	127,131.00	5,700.80	104.48%	217,941.00
7103.5 · Grdwtr Qual-Lab Svcs	60,876.00	59,245.00	1,631.00	102.75%	69,045.00
7104.3 · Grdwtr Level-Engineering	81,768.42	114,257.00	-32,488.58	71.57%	195,869.00
7104.8 · Grdwtr Level-Contracted Services	0.00	5,835.00	-5,835.00	0.0%	10,000.00
7104.9 · Grdwtr Level-Capital Equipment	0.00	4,665.00	-4,665.00	0.0%	8,000.00
7107.2 · Grd Level-Engineering	19,187.07	71,151.00	-51,963.93	26.97%	101,021.00
7107.3 · Grd Level-SAR Imagery	12,000.00	63,750.00	-51,750.00	18.82%	85,000.00
7107.6 · Grd Level-Contract Svcs	13,564.51	78,180.00	-64,615.49	17.35%	126,950.00
7107.8 · Grd Level-Capital Equipment	0.00	7,609.00	-7,609.00	0.0%	13,044.00
7108.31 · Hydraulic Control-PBHSP	18,755.05	43,206.00	-24,450.95	43.41%	74,066.00
7108.4 · Hydraulic Control-Lab Svcs	17,484.00	5,038.00	12,446.00	347.04%	8,638.00
7108.41 · Hydraulic Control-PBHSP	2,312.00	8,766.00	-6,454.00	26.38%	15,026.00
7108.6 · Hydraulic Control-Outside Professionals	20,000.00	28,000.00	-8,000.00	71.43%	28,000.00
7109.3 · Recharge & Well - Engineering	8,040.00	14,735.00	-6,695.00	0.0%	25,260.00
7202.2 · Comp Recharge-Engineering Services	6,780.34	27,772.00	-20,991.66	24.41%	47,608.00
7303 · PE3&5-Engineering - Other	0.00	5,925.00	-5,925.00	0.0%	10,160.00
7402 · PE4-Engineering	90,413.43	84,771.00	5,642.43	106.66%	111,036.00
7402.10 · PE4-MZ1 Pomona Project	98,710.34	204,261.00	-105,550.66	48.33%	204,261.00
7403 · PE4-Contract Svcs	0.00	0.00	0.00	0.0%	0.00
7502 · PE6&7-Engineering	56,341.30	54,086.00	2,255.30	104.17%	92,720.00
7510 · PE6&7-IEUA Salinity Mgmt. Plan	8,689.85	77,136.00	-68,446.15	11.27%	77,136.00
7511 · PE6&7-SAWBMP Task Force-50% IEUA	19,864.96	10,378.00	9,486.96	191.41%	17,792.00
7512 · PE6&7-Recomputation WQ-50% IEUA	0.00	14,340.00	-14,340.00	0.0%	24,584.00
7602 · PE8&9-Engineering	0.00	0.00	0.00	0.0%	0.00
Total Engineering Services Costs	1,634,171.94	2,022,732.00	-388,560.06	80.79%	2,858,795.00 *

* Wildermuth and Subcontractor Engineering Budget of \$2,545,666 plus Carryover Funds from FY 2018/19 of \$313,129
Carryover Funds from FY 2018/19 of \$313,129 = \$29,332 (7107.2); \$9,900 (7107.6); \$196,761 (7402.10); and \$77,136 (7510)

PREVIOUSLY REPORTED ACTIONS (Descending Order)

December 2019:

Wildermuth Environmental, Inc. provides Watermaster an Estimated Cost at Completion (ECAC) report each quarter. The purpose of this ECAC report is to update Watermaster on whether or not the Engineering Services budget will be above or below budget at the end of the fiscal year. If the Engineering Services budget is expected to be above budget at fiscal year-end, a Budget Amendment or Budget Transfer Form would need to be approved to ensure funding.

The second ECAC report for the current fiscal year has been provided for the period ending December 31, 2019 and shows a projected under budget at fiscal year-end June 30, 2020 of \$60,446.

The second quarter ECAC report (for the months July 2019 – December 2019) is listed below:

Attachment 1a
Chino Basin Watermaster: Invoice Projections for Engineering Tasks for Fiscal Year 2018/19
As of December 31, 2019

Acct #	Description	Original Budget	Revised Budget	Billed Jul-19	Billed Aug-19	Billed Sep-19	Billed Oct-19	Billed Nov-19	Billed Dec-19	Projected Jan-20
6906	OBMP Engineering	\$ 575,564	\$ 575,564	\$ 31,137	\$ 27,491	\$ 31,283	\$ 30,863	\$ 35,382	\$ 35,211	\$ 63,393
6906.26	2020 OBMP Update	388,896	388,896	97,717	79,904	36,998	58,850	74,228	52,604	20,000
6906.73	2021 Safe Yield Recalculation	276,608	276,608	53,973	53,420	40,271	29,861	30,125	32,111	40,000
6906.15	IEUA - Integrated Model Meetings and Technical	20,880	20,880	9,514	-	813	-	-	-	2,000
6907.16	IEUA - CBP Evaluation and Conceptual Design S	-	-	5,789	1,943	11,842	17,476	1,599	8,017	30,000
6906.27	IEUA - HCP Meetings and Technical Review	15,130	15,130	-	-	-	-	-	-	-
6906.18	OCWD and Army Corps of Engineers Prado Dam	18,560	18,560	-	-	-	-	-	-	9,280
7103.3	GW and SW Quality - Engineering Services	217,941	217,941	19,922	37,873	17,263	17,604	11,204	8,568	27,600
7103.5	GW and SW Quality - Laboratory Services	92,709	92,709	4,532	26,015	26,516	15,784	-	7,810	1,634
7104.3	GW Level - Engineering Services	195,869	195,869	12,723	4,405	16,462	13,364	10,523	11,799	14,240
7104.8	GW Level - Contract Services	10,000	10,000	38	-	-	-	-	-	-
7104.9	GW Level - Capital Services	8,000	8,000	(7)	-	-	1,020	-	-	-
7107.2	Ground Level - Engineering Services	69,937	99,269	11,421	4,069	2,091	2,790	1,956	2,613	9,676
7107.30	Ground Level - SAR Imagery	86,752	86,752	12,000	-	-	-	-	-	18,752
7107.6	Ground Level - Contract Services	117,050	126,950	5,175	-	-	-	-	-	7,000
7107.8	Ground Level - Capital Equipment	13,044	13,044	520	132	69	-	83	85	150
7108.31	IEUA - Prado Basin Habitat Monitoring	74,056	74,056	1,360	1,402	635	1,704	2,060	9,232	32,990
7108.6	IEUA - PBHSP - Outside Pro	28,000	28,000	40,000	-	-	-	-	-	-
7109.3	Recharge & Well Monitoring - Engineering Serv.	25,260	25,260	-	3,010	-	-	5,030	-	-
7202.2	Comp Recharge - Engineering Services	47,608	47,608	1,162	386	1,266	1,624	1,036	284	4,879
7206	GRCC & IEUA - SB88 Specification to Ensure Co	-	-	-	-	7,446	95	80	-	21,800
7303	OBMP - Engineering Services - Desalters	10,160	10,160	-	-	-	-	-	-	847
7402	OBMP - Engineering Services - MZ1	111,038	111,038	20,871	39,892	19,924	3,011	1,205	2,170	1,716
7402.1	OBMP - Engineering Services - Northwest MZ1	7,500	204,281	6,111	15,243	19,947	7,879	17,895	21,601	15,800
7502	OBMP - Engineering Services - WQC	92,720	92,720	-	12,281	38,465	5,595	-	-	-
7510	IEUA - Update Recycled Water Permit - Salinity	-	77,136	3,595	601	4,320	12,634	533	3,878	34,500
7511	IEUA - As requested services to support Waterma	17,792	17,792	-	1,592	1,178	6,162	6,117	686	3,500
7512	IEUA - Triennial Recomputation of Ambient Water	24,584	24,584	-	-	-	-	-	-	-
Totals		\$ 2,545,668	\$ 2,858,795	\$ 337,571	\$ 309,860	\$ 276,808	\$ 226,338	\$ 200,055	\$ 198,677	\$ 359,756

1/21/2020-9:32 AM
2019-20CBWM_Invoice_Summary_ISBM_20200106-Projection Summary



Attachment 1a
Chino Basin Watermaster: Invoice Projections for Engineering Tasks for Fiscal Year 2018/19
As of December 31, 2019

Acct #	Description	Projected Feb-20	Projected Mar-20	Projected Apr-20	Projected May-20	Projected Jun-20	Total Projected	Less IEUA and GRCC Portion of Cost Share			
								Total Projected	Under (Over) Rev. Budget	YTD % Billed Rev. Budget	Projected % Rev. Budget
6906	OBMP Engineering	\$ 49,747	\$ 56,547	\$ 55,857	\$ 52,357	\$ 40,748	\$ 511,032	\$ 511,032	\$ 64,532	33%	89%
6906.26	2020 OBMP Update	20,000	20,000	2,000	2,000	2,000	466,301	466,301	(77,405)	103%	120%
6906.73	2021 Safe Yield Recalculation	20,000	12,000	-	-	-	311,761	311,761	(35,153)	87%	113%
6906.15	IEUA - Integrated Model Meetings and Technical	2,000	2,000	2,000	2,000	2,000	22,327	11,164	9,716	49%	53%
6907.16	IEUA - CBP Evaluation and Conceptual Design S	30,000	25,000	5,000	5,000	5,000	146,666	-	-	n/a	n/a
6906.27	IEUA - HCP Meetings and Technical Review	3,362	3,362	3,362	3,362	3,362	16,810	8,405	6,725	0%	56%
6906.18	OCWD and Army Corps of Engineers Prado Dam	9,280	4,640	-	-	-	23,200	11,600	6,960	0%	63%
7103.3	GW and SW Quality - Engineering Services	21,210	16,930	11,080	4,308	16,034	209,594	209,594	9,347	52%	96%
7103.5	GW and SW Quality - Laboratory Services	-	2,550	3,600	-	1,050	89,491	89,491	3,218	67%	97%
7104.3	GW Level - Engineering Services	12,600	21,800	11,784	13,828	23,628	167,154	167,154	28,715	35%	85%
7104.8	GW Level - Contract Services	5,000	5,000	-	-	-	10,038	10,038	(38)	0%	100%
7104.9	GW Level - Capital Services	-	-	-	12,000	-	13,013	13,013	(5,013)	13%	163%
7107.2	Ground Level - Engineering Services	10,676	12,362	12,063	6,528	11,191	87,436	87,436	11,853	25%	88%
7107.3	Ground Level - SAR Imagery	-	56,000	-	-	-	86,752	86,752	-	14%	100%
7107.6	Ground Level - Contract Services	20,050	29,725	25,000	15,000	25,000	126,950	126,950	-	4%	100%
7107.8	Ground Level - Capital Equipment	1,000	600	150	1,000	600	4,409	4,409	8,635	7%	34%
7108.31	IEUA - Prado Basin Habitat Monitoring	35,540	30,618	20,794	7,790	4,266	148,411	74,206	(140)	22%	100%
7108.6	IEUA - PBHSP - Outside Pro	10,000	-	-	-	-	50,000	25,000	3,000	143%	89%
7109.3	Recharge & Well Monitoring - Engineering Serv.	5,000	-	7,000	3,400	-	23,440	23,440	1,820	32%	93%
7202.2	Comp Recharge - Engineering Services	4,879	2,246	4,879	4,879	2,248	29,780	29,780	17,828	12%	63%
7206.1	GRCC & IEUA - SB88 Specification to Ensure Co	21,800	21,800	21,800	21,800	21,800	138,421	-	-	n/a	n/a
7303	OBMP - Engineering Services - Desalters	847	847	847	847	847	5,082	5,078	5,078	0%	50%
7402	OBMP - Engineering Services - MZ1	7,000	8,000	4,533	5,000	6,000	119,321	119,321	(8,285)	78%	107%
7402.1	OBMP - Engineering Services - Northwest MZ1	16,000	33,426	17,500	15,826	15,032	204,260	204,260	1	43%	100%
7502	OBMP - Engineering Services - WQC	12,000	19,500	7,000	-	-	94,841	94,841	(2,121)	61%	102%
7510	IEUA - Update Recycled Water Permit - Salinity	34,500	34,500	34,500	34,500	35,664	233,746	77,136	-	33%	100%
7511	As requested services to support Watermaster an	3,500	3,000	1,483	1,483	1,483	30,183	30,183	(12,391)	88%	170%
7512	IEUA - Triennial Recomputation of Ambient Water	-	-	-	-	-	-	-	24,584	0%	0%
Totals		\$ 357,990	\$ 422,454	\$ 252,231	\$ 212,907	\$ 217,971	\$ 3,370,420	\$ 2,798,349	\$ 60,446	54%	96%

Note: Billed includes MWH Laboratory invoices paid directly by Watermaster.

1/21/2020-9:32 AM
2019-20CBWM_Invoice_Summary_ISBM_20200106-Projection Summary



Watermaster's function is to administer and enforce provisions of the Judgment and subsequent orders of the Court, and to develop and implement an Optimum Basin Management Program

Watermaster does not plan to present any Budget Transfers or Budget Amendments at this time for the Engineering Services.

The Fiscal Year 2019/20 Progress and Estimated Cost at Completion for the Period July 1, 2019 through December 31, 2019 report from Wildermuth Environmental, Inc. is provided. Please access this link:

<https://cbwm.syncedtool.com/shares/file/d7d10355a19e82/?modal=1>

The third quarter ECAC report is scheduled to be issued early May 2020 for the period July 1, 2019 through March 31, 2020.

September 2019:

The first ECAC report for the current fiscal year has been provided for the period ending September 30, 2019 and shows a projected under budget at fiscal year-end June 30, 2020 of \$48,429.

The first quarter ECAC report (for the months July 2019 – September 2019) is listed below:

Attachment 1a
Chino Basin Watermaster: Invoice Projections for Engineering Tasks for Fiscal Year 2018/19
As of September 30, 2019

Acct #	Description	Original Budget	Revised Budget	Billed Jul 19	Billed Aug 19	Billed Sep 19	Projected Oct 19	Projected Nov 19	Projected Dec 19	Projected Jan 20
6906	OBMP Engineering	\$ 575,564	\$ 575,564	\$ 31,137	\$ 27,491	\$ 31,263	\$ 45,199	\$ 64,356	\$ 49,407	\$ 64,277
6906.26	2020 OSMP Update	388,896	388,896	97,717	79,904	36,998	46,500	81,500	46,500	12,000
6906.73	2021 Safe Yield Recalculation	276,608	276,608	53,973	53,420	40,271	30,000	30,000	40,000	40,000
6906.15	IEUA - Integrated Model Meetings and Technical S	20,880	20,880	9,514	-	813	2,000	2,000	2,000	2,000
6907.16	IEUA - CBP Evaluation and Conceptual Design S	-	-	5,789	1,943	11,842	5,000	5,000	5,000	30,000
6906.27	IEUA - HCP Meetings and Technical Review	15,130	15,130	-	-	-	3,362	3,362	3,362	3,362
6906.18	OCWD and Army Corps of Engineers Prado Dam	18,560	18,560	-	-	-	-	9,280	4,940	9,280
7103.3	GW and SW Quality - Engineering Services	217,941	217,941	19,922	37,873	17,263	16,670	18,010	18,530	11,700
7103.5	GW and SW Quality - Laboratory Services	92,709	92,709	4,532	11,424	24,971	34,393	9,900	1,050	1,634
7104.3	GW Level - Engineering Services	195,869	195,869	12,723	4,405	18,462	14,500	14,200	22,160	13,275
7104.8	GW Level - Contract Services	10,000	10,000	38	-	-	-	-	-	-
7104.9	GW Level - Capital Services	8,000	8,000	(7)	-	-	-	-	-	2,000
7107.2	Ground Level - Engineering Services	69,937	99,269	11,421	4,069	2,091	4,300	4,500	5,000	9,476
7107.30	Ground Level - SAR Imagery	86,752	66,752	12,000	-	-	-	-	-	18,752
7107.6	Ground Level - Contract Services	117,050	126,950	5,175	-	-	-	-	-	7,000
7107.9	Ground Level - Capital Equipment	13,044	13,044	520	132	69	150	1,000	600	150
7108.31	IEUA - Prado Basin Habitat Monitoring	74,066	74,066	1,380	1,402	635	1,640	7,000	26,800	23,690
7108.6	IEUA - PBHSP - Outside Pro	28,000	28,000	40,000	-	-	-	10,000	-	-
7109.3	Recharge & Well Monitoring - Engineering Serv.	25,260	25,260	-	3,010	-	-	4,000	-	-
7202.2	Comp Recharge - Engineering Services	47,608	47,608	1,162	386	1,266	4,879	4,879	2,248	4,879
7206	GRCC & IEUA - SBB8 Specification to Ensure Co	-	-	-	-	7,446	14,569	14,569	14,569	14,569
7303	OBMP - Engineering Services - Desalters	10,160	10,160	-	-	-	-	847	847	847
7402	OBMP - Engineering Services - MZ1	111,036	111,036	20,871	39,892	19,924	2,000	1,000	1,000	2,000
7402.1	OBMP - Engineering Services - Northwest MZ1	7,500	204,261	6,111	15,243	19,947	5,500	21,500	20,500	17,000
7502	OBMP - Engineering Services - WQC	92,720	92,720	-	12,281	38,465	5,600	-	-	2,700
7510	IEUA - Update Recycled Water Permit - Salinity	-	77,136	3,595	601	4,320	25,025	25,025	25,025	25,025
7511	IEUA - As requested services to support Waterma	17,792	17,792	-	1,592	1,178	3,500	4,500	2,000	3,500
7512	IEUA - Triennial Recomputation of Ambient Water	24,584	24,584	-	-	-	-	-	-	-
Total		\$ 2,545,666	\$ 2,858,795	\$ 337,571	\$ 295,069	\$ 275,263	\$ 264,786	\$ 336,427	\$ 291,237	\$ 319,115

11/5/2019-7:43 AM
2019-20CBWM_Invoice_Summary_ISBM_1st Qtr ECAC-Projection Summary



Watermaster's function is to administer and enforce provisions of the Judgment and subsequent orders of the Court, and to develop and implement an Optimum Basin Management Program

Attachment 1a
Chino Basin Watermaster: Invoice Projections for Engineering Tasks for Fiscal Year 2018/19
As of September 30, 2019

Acct #	Description	Projected Feb-20	Projected Mar-20	Projected Apr-20	Projected May-20	Projected Jun-20	Total Projected	Less IEUA and GRCC Portion of Coal Share			
								Total Projected	Under / (Over) Rev. Budget	YTD % Billed Rev. Budget	Projected % Rev. Budget
6906	OBMP Engineering	\$ 59,657	\$ 55,281	\$ 47,967	\$ 40,747	\$ 40,746	\$ 557,244	\$ 557,244	\$ 18,320	16%	97%
6906.26	2020 OBMP Update	4,500	1,500	1,500	1,500	1,500	411,819	411,819	(22,723)	55%	106%
6906.73	2021 Safe Yield Recalculation	5,000	20,000	-	-	-	312,964	312,664	(36,059)	53%	113%
6906.15	IEUA - Integrated Model Meetings and Technical	2,000	2,000	2,000	2,000	2,000	28,327	14,164	6,716	25%	68%
6907.16	IEUA - CBP Evaluation and Conceptual Design S	30,000	25,000	5,000	5,000	5,000	134,574	-	-	n/a	n/a
6906.27	IEUA - HCP Meetings and Technical Review	3,362	3,362	3,362	3,362	3,362	30,258	15,129	1	0%	100%
6906.19	OCWD and Army Corps of Engineers Prado Dam	9,280	4,640	-	-	-	37,120	18,560	-	0%	100%
7103.3	GW and SW Quality - Engineering Services	20,380	15,430	9,060	4,308	15,914	205,059	205,059	12,882	34%	94%
7103.5	GW and SW Quality - Laboratory Services	-	1,050	1,700	-	1,050	91,704	91,704	1,005	44%	99%
7104.3	GW Level - Engineering Services	14,300	20,250	10,834	12,812	22,431	178,352	178,352	17,517	17%	91%
7104.8	GW Level - Contract Services	-	-	-	8,000	-	8,038	8,038	1,962	0%	80%
7104.9	GW Level - Capital Services	-	-	-	11,000	-	12,993	12,993	(4,993)	0%	162%
7107.2	Ground Level - Engineering Services	9,676	12,362	12,199	6,528	9,410	91,032	91,032	8,237	16%	92%
7107.3	Ground Level - SAR Imagery	-	56,000	-	-	-	86,752	86,752	-	14%	100%
7107.6	Ground Level - Contract Services	20,050	29,725	25,000	15,000	25,000	126,950	126,950	-	4%	100%
7107.8	Ground Level - Capital Equipment	1,000	600	150	1,000	600	5,991	5,991	7,053	6%	45%
7108.31	IEUA - Prado Basin Habitat Monitoring	33,090	27,618	18,794	5,790	3,266	151,104	75,552	(1,496)	2%	102%
7108.6	IEUA - PBHSP - Outside Pro	-	-	-	-	-	50,000	25,000	-	71%	89%
7109.3	Recharge & Well Monitoring - Engineering Serv.	4,000	-	7,000	3,400	-	21,410	21,410	3,850	12%	85%
7202.2	Comp Recharge - Engineering Services	4,879	2,248	4,879	4,879	2,248	38,831	38,831	8,777	6%	82%
7206	GRCC & IEUA - SB38 Specification to Ensure Co	14,569	14,569	14,569	14,569	14,569	138,567	-	-	n/a	n/a
7303	OBMP - Engineering Services - Desalters	847	847	847	847	847	6,776	6,776	3,384	0%	67%
7402	OBMP - Engineering Services - MZ1	9,000	7,000	2,533	4,000	5,000	114,219	114,219	(3,183)	73%	103%
7402.1	OBMP - Engineering Services - Northwest MZ1	31,500	26,500	21,000	16,000	3,458	204,260	204,260	1	20%	100%
7502	OBMP - Engineering Services - WQC	12,000	16,000	7,500	-	-	96,546	96,546	(8,826)	55%	104%
7510	IEUA - Update Recycled Water Permit - Salinity	25,025	25,025	25,025	25,025	25,029	233,746	77,136	-	6%	100%
7511	IEUA - As requested services to support Waterma	3,500	3,000	2,000	2,000	2,000	28,770	14,385	3,407	8%	81%
7512	IEUA - Triennial Recomputation of Ambient Wate	-	-	-	-	-	-	24,584	-	0%	0%
Totals		\$ 317,594	\$ 372,006	\$ 222,638	\$ 187,766	\$ 183,430	\$ 3,402,906	\$ 2,810,366	\$ 48,429	30%	98%

Note: Billed includes MWH Laboratory invoices paid directly by Watermaster.

11/5/2019-7:43 AM
2019-20CBWM_Invoice_Summary_ISBM_1st Qtr ECAC-Projection Summary



Watermaster does not plan to present any Budget Transfers or Budget Amendments at this time.

The Fiscal Year 2019/20 Progress and Estimated Cost at Completion for the Period July 1, 2019 through September 30, 2019 report from Wildermuth Environmental, Inc. is provided. Please access this link:

<https://cbwm.syncedtool.com/shares/file/4fb416a3c5c150/?modal=1>

August 2019:

Wildermuth Environmental, Inc. provides Watermaster an Estimated Cost at Completion (ECAC) report each quarter. The purpose of this ECAC report is to update Watermaster on whether or not the Engineering Services budget will be above or below budget at the end of the fiscal year. If the Engineering Services budget is expected to be above budget at fiscal year-end, a Budget Amendment or Budget Transfer Form would need to be approved to ensure funding. The first quarter ECAC report (for the months July 2019 - September 2019) is scheduled to be produced by Wildermuth Environmental, Inc. and distributed to Watermaster during the month of October 2019.

July 2019:

The breakdown of the total Task Order amount of \$2,545,666 for the FY 2019/20 Engineering Services includes direct labor costs for Wildermuth Environmental, Inc. (84.2%) at \$2,144,059 along with other direct charges such as equipment rental, laboratory fees, travel costs, reproduction costs, and outside professional services (15.8%) at \$401,607.

The approved "Original" Engineering Services budget of \$2,545,666 was increased by "Carry Over" funding in the amount of \$313,129 to the "Amended" amount of \$2,858,795 for FY 2019/20 as provided in the Engineering Services Task Order. All of the "Carry Over" funding is for projects or activities that have bridged previous fiscal years and are expected to be completed in the FY 2019/20 timeframe or future years. The Carry-Over amount of \$313,129 from FY 2018/19 to the FY 2019/20 budget are provided in detail as follows:

Watermaster's function is to administer and enforce provisions of the Judgment and subsequent orders of the Court, and to develop and implement an Optimum Basin Management Program

1. 7107.2 Ground-Level - Engineering Services of \$29,332. Wildermuth Environmental, Inc. requested this carryover to support the logistics, data collection, and analysis of the City of Chino Hills long-term pumping and injection tests. This work was delayed based on the City of Chino Hills schedule to conduct the long-term pumping and injection tests in FY 2019/20.
2. 7107.6 Ground-Level - Contract Services of \$9,900. Wildermuth Environmental, Inc. requested this carryover amount for surveying services associated with the long-term pumping test mentioned in item 1 above.
3. 7402.1 OBMP Engineering Services Northwest MZ-1 for \$196,761. Wildermuth Environmental, Inc. requested this carryover budget to support the continued processing and analysis of the spring 2019 ground level surveys. The analysis of the survey data was delayed because the spring 2019 survey data collected by the new surveyor (Guida Surveying, Inc.) needed to be reviewed by the former surveyor (WSP USA) and WEI to ensure consistent data reporting results between the new and former surveyors.
4. 7510 IEUA - Update Recycled Water Permit-Salinity for \$77,136. Wildermuth Environmental, Inc. requested this carryover budget to finalize the 2.5-year project to Updated Recycled Water Permit with IEUA. This work is being cost shared with IEUA and was originally scoped to be finished in FY 2019/20. However, Watermaster assessed their entire share of the budget in FY 2017/18 and FY 2018/19.

PRADO BASIN HABITAT SUSTAINABILITY PROGRAM

Ongoing Costs

Program costs that are ongoing (Ongoing Costs) will be cost-shared between Watermaster and IEUA, split on a 50/50 basis, subject to the following limitation: in each fiscal year, neither Watermaster nor IEUA shall be obligated to reimburse the other for Ongoing Costs that exceed the amount that the reimbursing party has budgeted for Ongoing Costs in that fiscal year, except as agreed upon by both parties in writing or as amended during the fiscal year. The first year expenses (FY 2016/17) to be cost shared were approximately \$300,000, with projected future years (FY 2017/18 and forward) estimated at approximately \$150,000. For the purposes of the agreement, Ongoing Costs are defined as the costs associated with the following Program activities:

1. A Riparian Habitat Monitoring Program, including, but not limited to, the following sub-tasks:
 - a. Design and implement a site-specific vegetation monitoring program with the United States Bureau of Reclamation (USBR) and Orange County Water District, pursuant to which USBR will perform site-specific vegetation surveys.
 - b. Manage and perform custom flight to collect a high resolution air photo of the Prado Basin Region.
 - c. Collect, check, and upload historical air photos and vegetation survey data in the Prado Basin region.
 - d. Collect, check, and upload historical Landsat data in the Prado Basin region.
2. A Climate Monitoring Program, including, but not limited to, the following sub-task:
 - a. Collect, check, and upload climatic data on an annual basis
3. Preparation of the AMP Annual Report (Annual Report), including, but not limited to, the following sub-tasks:
 - a. Water level monitoring, vegetation survey, photo monitoring, landsat data, climate data and analysis of the components.
 - b. Analyze data and prepare an administrative draft of the Annual Report for Watermaster/IEUA.
 - c. Incorporate the Watermaster and IEUA comments and prepare a draft Annual Report for review by the PBHSC.
 - d. Meet with PBHSC to review draft Annual Report.
 - e. Incorporate PBHSC comments and finalize the Annual Report.

Watermaster's function is to administer and enforce provisions of the Judgment and subsequent orders of the Court, and to develop and implement an Optimum Basin Management Program

4. Annual license fees for monitoring wells.
5. Project management and administration activities associated with the Program undertaken by a Party's consultant, including, but not limited to, the following sub-tasks:
 - a. Ad-Hoc Meetings
 - b. Preparation of scope and budget for the Program
 - c. Project administration and financial reporting
6. Other costs required to fulfill the requirements of Peace II Subsequent EIR mitigation measure 4.4-3. Watermaster shall be responsible for the costs associated with the Groundwater Level Monitoring Program, Groundwater Quality Monitoring Program, and Surface Water Monitoring Program.

Watermaster and IEUA shall each have responsibility for its own administrative costs, excluding the tasks and expenses included under Set-Up Costs and Ongoing Costs.

Watermaster and IEUA will meet to review the cost-sharing structure under this agreement and negotiate necessary adjustments in good faith on at least an annual basis.

The Peace II SEIR does not explicitly state a duration for the monitoring and mitigation program. It is logical to assume that the program will last until the drawdown impacts, if any, on the riparian habitat from Peace II activities are fully manifested and not predicated to worsen, and that mitigation measures, if any are required, are fully implemented. This is not a perpetual agreement. Upon termination of the monitoring and any necessary mitigation obligations, the parties may elect to terminate the cost share agreement.

	Wildermuth Environmental, Inc.	50% Billing "TO" IEUA	50% Billing "FROM" IEUA	Costs For Watermaster
Jul. 2019 - Jan. 2020	\$ 37,510.10	\$ (18,755.05)	\$ -	\$ 18,755.05
Totals	\$ 37,510.10	\$ (18,755.05)	\$ -	\$ 18,755.05
	7108.31	7108.31	7108.31	
Maximum Costs	\$ 204,132.00	\$ 102,066.00	\$ 102,066.00	\$ 102,066.00

PREVIOUSLY REPORTED ACTIONS (Descending Order)
None:

OTHER INCOME AND EXPENSE

There were no other significant items to report within the category of Other Income and Expenses for the month ending January 31, 2020.

PREVIOUSLY REPORTED ACTIONS (Descending Order)

July 2019:

Per section VI.D.3 of the Groundwater Storage Program Funding Agreement No. 49960 in the Chino Basin with The Metropolitan Water District of Southern California, the FY 2019/20 annual administrative fee invoice was issued on July 9, 2019 in the amount of \$171,905.17 under invoice number 2019-07-CUP. Payment in the amount of \$171,905.17 was received and deposited on August 22, 2019.

"CARRY OVER" FUNDING
BACKGROUND OF "CARRY OVER" FUNDING

Watermaster's function is to administer and enforce provisions of the Judgment and subsequent orders of the Court, and to develop and implement an Optimum Basin Management Program

CURRENT MONTH – JANUARY 2020

As of January 31, 2020, the total (YTD) amount remaining of the “Carried Over” funding is \$2,150,983.48 (\$2,312,460.70 - \$161,477.22 = \$2,150,983.48).

The following details are provided:

“Carried Over” Expenses At June 30, 2019

			GL Account		
Blomquist Report - Update	\$ 7,500.00	A	6061.6	FY 2017/18	ADMIN
Meter Installation - New Meter Installation	\$ 175,400.00	B	7102.65	FY 2018/19	OBMP
Meter Installation - Calibration and Testing	\$ 181,650.00	C	7102.8	FY 2018/19	OBMP
Ground Level - Engineering Services	\$ 29,332.00	D	7107.2 ²	FY 2018/19	ENG
Ground Level - Contract Services	\$ 9,900.00	E	7107.6 ³	FY 2018/19	ENG
PE4 - Northwest MZ-1 Area Project	\$ 196,761.00	F	7402.1 ⁴	FY 2018/19	ENG
IEUA - Update Recycle Water Permit - Salinity	\$ 77,136.00	G	7510 ⁵	FY 2018/19	ENG
RMPU Amendment (TO #1)	\$ 56,794.57	H	7690.15	FY 2016/17	PROJ
East Declez Basin (TO #1)	\$ 1,171.33	I	7690.16 ¹	FY 2016/17	PROJ
GWR SCADA Upgrades (TO #4)	\$ 7,025.00	J	7690.61	FY 2014/15	PROJ
GWR SCADA Upgrades (TO #4)	\$ 38,675.00	J	7690.61	FY 2015/16	PROJ
Upper Santa Ana River HCP (TO #7)	\$ 15,062.88	K	7690.7	FY 2014/15	PROJ
Upper Santa Ana River HCP (TO #7)	\$ 5,000.00	K	7690.7	FY 2015/16	PROJ
Lower Day Basin RMPU (TO #2)	\$ 238,646.90	L	7690.8	FY 2016/17	PROJ
Funds on Hold for Projects	\$ 1,272,406.02	M	7690.9	FY 2017/18	PROJ
Total Balance, June 30, 2019	\$ 2,312,460.70				

"Carried Over" Balance, July 1, 2019	\$											2,312,460.70
Less: (Invoices Received To Date FY 2019/20)												
Blomquist Report - Update	\$	-	A	6061.6	FY 2017/18	ADMIN						
Meter Installation - New Meter Installation	\$	-	B	7102.65	FY 2018/19	OBMP						
Meter Installation - Calibration and Testing	\$	-	C	7102.8	FY 2018/19	OBMP						
Ground Level - Engineering Services	\$	(26,534.00)	D	7107.2 ²	FY 2018/19	ENG						
Ground Level - Contract Services	\$	(9,900.00)	E	7107.6 ³	FY 2018/19	ENG						
PE4 - Northwest MZ-1 Area Project	\$	(98,710.34)	F	7402.1 ⁴	FY 2018/19	ENG						
IEUA - Update Recycle Water Permit - Salinity	\$	(26,332.88)	G	7510 ⁵	FY 2018/19	ENG						
RMPU Amendment (TO #1)	\$	-	H	7690.15	FY 2016/17	PROJ						
East Declaz Basin (TO #1)	\$	-	I	7690.16 ¹	FY 2016/17	PROJ						
GWR SCADA Upgrades (TO #4)	\$	-	J	7690.61	FY 2014/15	PROJ						
GWR SCADA Upgrades (TO #4)	\$	-	J	7690.61	FY 2015/16	PROJ						
Upper Santa Ana River HCP (TO #7)	\$	-	K	7690.7	FY 2014/15	PROJ						
Upper Santa Ana River HCP (TO #7)	\$	-	K	7690.7	FY 2015/16	PROJ						
Lower Day Basin RMPU (TO #2)	\$	-	L	7690.8	FY 2016/17	PROJ						
Funds on Hold for Projects	\$	-	M	7690.9	FY 2017/18	PROJ						
Updated Balance as of January 31, 2020	\$	2,150,983.48										

¹ Project completed with funds available for (1) reallocation to another project, (2) paydown debt service, (3) maintain as extra funding, or (4) distribution to the Appropriative Pool as a credit through the Assessment invoicing.

² Engineering work not completed in FY 2018/19 to perform ground level surveys for the long-term pumping test.

³ Outside professionals work not completed in FY 2018/19 to perform ground level surveys for the long-term pumping test.

⁴ Work not completed in FY 2018/19 for installation of the Pomona extensometer and monitoring program for the Northwest MZ-1 area.

⁵ Watermaster's portion of the unused FY 2018/19 budget to finalize the 2.5 year project to Update Recycled Water Permit with IEUA.

Updated Balance as of January 31, 2020

Blomquist Report - Update	\$	7,500.00	A	6061.6	FY 2017/18	ADMIN						
Meter Installation - New Meter Installation	\$	175,400.00	B	7102.65	FY 2018/19	OBMP						
Meter Installation - Calibration and Testing	\$	181,650.00	C	7102.8	FY 2018/19	OBMP						
Ground Level - Engineering Services	\$	2,798.00	D	7107.2 ²	FY 2018/19	ENG						
Ground Level - Contract Services	\$	-	E	7107.6 ³	FY 2018/19	ENG						
PE4 - Northwest MZ-1 Area Project	\$	98,050.66	F	7402.1 ⁴	FY 2018/19	ENG						
IEUA - Update Recycle Water Permit - Salinity	\$	50,803.12	G	7510 ⁵	FY 2018/19	ENG						
RMPU Amendment (TO #1)	\$	56,794.57	H	7690.15	FY 2016/17	PROJ						
East Declaz Basin (TO #1)	\$	1,171.33	I	7690.16 ¹	FY 2016/17	PROJ						
GWR SCADA Upgrades (TO #4)	\$	7,025.00	J	7690.61	FY 2014/15	PROJ						
GWR SCADA Upgrades (TO #4)	\$	38,675.00	J	7690.61	FY 2015/16	PROJ						
Upper Santa Ana River HCP (TO #7)	\$	15,062.88	K	7690.7	FY 2014/15	PROJ						
Upper Santa Ana River HCP (TO #7)	\$	5,000.00	K	7690.7	FY 2015/16	PROJ						
Lower Day Basin RMPU (TO #2)	\$	238,646.90	L	7690.8	FY 2016/17	PROJ						
Funds on Hold for Projects	\$	1,272,406.02	M	7690.9	FY 2017/18	PROJ						
Updated Balance as of January 31, 2020	\$	2,150,983.48										

ADMINISTRATION SERVICES:

Unspent funds related to ongoing projects and associated activities from the Administration Services budget from FY 2018/19 totaling \$7,500.00 were "Carried Over" into the current FY 2019/20 budget. These funds were from the Blomquist Report-Update [A] in the amount of \$7,500 in account (6061.6).

OBMP ACTIVITIES:

Unspent funds related to ongoing projects and associated activities from the Agricultural area metering installation efforts budget from FY 2018/19 in several accounts totaling \$357,050 were "Carried Over" into the current FY 2019/20 budget. These funds were from the Meter Installation - New Meter Installation [B] in the amount of \$175,400 in account (7102.65); and Meter Installation - Calibration and Testing [C] in the amount of \$181,650 in account (7102.8). The total amount available is \$357,050 ($\$175,400 + \$181,650 = \$357,050$).

ENGINEERING SERVICES:

Unspent funds related to ongoing projects and associated activities from the Engineering Services budget from FY 2018/19 in several accounts totaling \$313,129 were "Carried Over" into the current FY 2019/20 budget. These funds were from the Ground Level - Engineering Services [D] in the amount of \$29,332 in account (7107.2); Ground Level - Contract Services [E] in the amount of \$9,900 in account (7107.6); PE4 - Northwest MZ-1 Area Project [F] in the amount of \$196,761 in account (7402.1); and PE6&7 - IEUA Salinity Management Plan [G] in the amount of \$77,136 in account (7510). The total amount available is \$313,129 ($\$29,332 + \$9,900 + \$196,761 + \$77,136 = \$313,129$).

COMPLETED PROJECTS WITH FUNDING AVAILABLE:

Several projects were completed during FY 2018/19 or in prior years and have remaining funds available to be either (1) reallocated to other project(s) that need additional funding, (2) keep amounts on reserve for future Capital Improvement Projects, (3) pay down the debt service; or (4) refunded back to the Appropriative Pool when the Assessment package is invoiced. The funding amounts available are as follows: East Declez Basin [I] in the amount of \$1,171.33 (account 7690.16); and GWR SCADA Upgrades (TO#4) [J] in the amount of \$45,700.00 (account 7690.61). The total amount available is \$46,871.33 ($\$1,171.33 + \$45,700.00 = \$46,871.33$).

ONGOING RECHARGE IMPROVEMENT PROJECTS:

The RMPU Amendment-Task Order #1 [H] has a remaining budget from FY 2016/17 of \$56,794.57 in account (7690.15); the Upper Santa Ana River HCP-Task Order #7 [K] has a remaining funded balance of \$20,062.88 in account (7690.7); and the Lower Day Basin RMPU-Task Order #2 [L] has a remaining funded budget balance of \$238,646.90 in account (7690.8). The total funded budget for these combined projects is \$315,504.35 ($\$56,794.57 + \$20,062.88 + \$238,646.90 = \$315,504.35$).

FUNDS ON HOLD FOR PROJECTS:

The "Funds on Hold for Projects" [M] has a remaining budget from FY 2017/18 of \$1,272,406.02 in account (7690.9). These funds can only be allocated from the account if a Budget Transfer document is presented to the Pools, Advisory, and Board for approval and adoption.

As invoices are received from the vendors and booked against these items listed above, the "Carried Over" balance will be reduced throughout the current fiscal year. At June 30, 2020, any remaining balances of the FY 2018/19 and prior years funding (if any), along with any new FY 2019/20 expenses, will then be "Carried Over" into the FY 2020/21 budget.

PREVIOUSLY REPORTED ACTIONS (Descending Order)

July 2019:

Once the FY 2018/19 period as of June 30, 2019 was closed, the amount of unfinished capital projects and related engineering costs was calculated and the "Carry Over" funding amount was added to the current FY 2019/20 budget. The Total "Carry Over" funding amount of \$2,312,460.70 was posted to the accounts as of July 1, 2019. The total amount of \$2,312,460.70 consisted of \$1,634,781.70 from Capital Improvement Projects, \$357,050.00 from OBMP Activities, \$313,129.00 from Engineering Services, and \$7,500.00 from Administration Services ($\$1,634,781.70 + \$357,050.00 + \$313,129.00 + \$7,500.00 = \$2,312,460.70$).

AUDIT FIELD WORK
CURRENT MONTH – JANUARY 2020

No audit field work activity to report for the month.

PREVIOUSLY REPORTED ACTIONS (Descending Order)

November 2019:

FY 2018/19:

The final field work for the period of April 1, 2019 through June 30, 2019 was completed on September 4, 2019. The Annual Financial and Audit Reports were presented to the Watermaster Board by Fedak & Brown LLP at the October 24, 2019 Board meeting. The Annual Financial and Audit Reports for FY 2018/19 were posted to the Watermaster website on October 25, 2019.

August 2019:

FY 2018/19:

The final field work for the period of April 1, 2019 through June 30, 2019 was completed on September 4, 2019. The Annual Financial and Audit Reports are scheduled for presentation to the Watermaster Board by Fedak & Brown LLP at the October 24, 2019 Board meeting. The Annual Financial and Audit Reports for FY 2018/19 are scheduled for posting to the Watermaster website no later than October 31, 2019.

July 2019:

FY 2018/19:

The auditors from the audit firm of Fedak & Brown LLP were at Watermaster on May 28, 2019 for an onsite visit at the Watermaster office. This was the start of the interim field work for the period of July 1, 2018 through March 31, 2019. The final field work for the period of April 1, 2019 through June 30, 2019 has been scheduled for September 3, 2019 and September 4, 2019. The Annual Financial and Audit Reports are scheduled for presentation to the Watermaster Board by Fedak & Brown LLP at the October 24, 2019 Board meeting. The Annual Financial and Audit Reports for FY 2018/19 are scheduled for posting to the Watermaster website no later than October 31, 2019.

FY 2019/20 EXHIBIT "G" NON-AGRICULTURAL POOL SALE OF WATER

CURRENT MONTH – JANUARY 2020

Pursuant to Exhibit "G" of the Restated Judgment, members of the Overlying (Non-Agricultural) Pool may annually transfer water to members of the Appropriative Pool through a Watermaster clearinghouse process. Watermaster purchases water from the Overlying (Non-Agricultural) Pool members, which Watermaster then transfers to the members of the Appropriative Pool based on the prescribed process. Members of the Appropriative Pool purchasing water through the process must complete their payments to Watermaster by June 30 of the fiscal year.

On December 10, 2019, California Speedway Corporation notified Watermaster of the availability of 1,000 acre-feet of water for purchase. The ONAP amended its Pooling Plan which was subsequently court-approved on March 15, 2019, allowing them to set the transfer rate. At its regular meeting on November 14, 2019, the ONAP set a price of \$675.00 per acre-foot for the current fiscal year's transfers.

Watermaster is required to provide a Notice of Availability of each Appropriator's pro-rata share of such water by January 31st of each year. The Notice of Availability was issued on January 28, 2020 which included the Potential Allocation Table allocating the amount of water available to each Appropriator, should each Appropriator wish to purchase its share of the water. Appropriators had until March 2, 2020 (since March 1, 2020 fell on a Sunday this year) to submit their Intent to Purchase forms to notify Watermaster if they were each interested in purchasing their allocation of the water. The Intent to Purchase forms could be returned to Watermaster via email or by U.S. mail.

Only one Appropriator, Niagara Bottling, LLC, submitted their Intent to Purchase form. On or before March 31, 2020, an invoice in the amount of \$675,000.00 will be issued to Niagara Bottling, LLC for the entire amount of 1,000 acre-feet available for purchase. Payment from Niagara Bottling, LLC to Watermaster will be due on or before June 30, 2020. Upon receipt of payment from Niagara Bottling, LLC, and once the payment has cleared the bank, Watermaster will issue payment to California Speedway Corporation in the amount of \$675,000.00.

ASSESSMENT INVOICING
CURRENT MONTH – JANUARY 2020

FY 2019/20 Assessment Package:

To date, all assessment invoice payments have been received. No Assessment activity for the month to report.

PREVIOUSLY REPORTED ACTIONS (Descending Order)

December 2019:

The FY 2019/20 Assessment Package was approved by the Advisory Committee and adopted by the Board on Thursday, November 21, 2019. The Assessment invoices were issued by Watermaster on Thursday, November 21, 2019 with payment due 30-days after invoice date. Payments were due to Watermaster on Monday, December 23, 2019. As past practice, payment could be made to Watermaster by either a wire transfer or check. Per the judgment, late fees could be assessed for any payment not received as of 4:00pm on Monday, December 23, 2019.

As of December 23, 2019, all but one payment had been received. The one late payment from Space Center Mira Loma in the amount of \$8,847.29 was received on January 13, 2020. Per the Judgment, a late payment fee of \$51.03 was assessed on January 13, 2020.

November 2019:

The FY 2019/20 Assessment Package was approved by the Advisory Committee and adopted by the Board on Thursday, November 21, 2019. The Assessment invoices were issued by Watermaster on Thursday, November 21, 2019 with payment due 30-days after invoice date. Payments will be due to Watermaster on Monday, December 23, 2019. As past practice, payment can be made to Watermaster by either a wire transfer or check. Per the judgment, late fees could be assessed for any payment not received as of 4:00pm on Monday, December 23, 2019.

Per the Judgment Section VI, 55 (c) Delinquency. Any delinquent assessment shall bear interest at 10% per annum (or such greater rate as shall equal the average current cost of borrowed funds to the Watermaster) from the due date thereof. Such delinquent assessment and interest may be collected in a show-cause proceeding herein instituted by the Watermaster, in which case the Court may allow Watermaster its reasonable costs of collection, including attorney's fees.

October 2019:

Revised 2014/15 through 2018/19 Assessment Packages:

From June 6, 2019 through August 28, 2019, multiple workshops were held to present and discuss the Revised 2014/15 through 2018/19 Assessment Packages. These Revised Assessment Packages were presented to the three Pool Committees on September 12, 2019. The three Pool Committees unanimously recommended Advisory Committee to approve the Revised 2014/15 through 2018/19 Assessment Packages. On September 19, 2019, the Revised 2014/15 through 2018/19 Assessment Packages were presented to the Advisory Committee where they were unanimously approved. The Watermaster Board approved the Revised 2014/15 through 2018/19 Assessment Packages on September 26, 2019. Invoices were issued on Friday, September 27, 2019 with payment due 30-days after invoice date. Payments were

due to Watermaster on Monday, October 28, 2019. As past practice, payment could be made to Watermaster by either a wire transfer or check. Per the judgment, late fees could be assessed for any payment not received as of 5:00pm on Monday, October 28, 2019.

All payments were received as of October 28, 2019. The Appropriative Pool members who were owed a refund had the option to either receive a refund check or have the refund amount credited against their upcoming FY 2019/20 Assessment invoicing. The refund checks to those Appropriative Pool members who did not want a credit applied against their upcoming FY 2019/20 Assessment invoicing were issued and mailed on November 11, 2019.

FY 2019/20 Assessment Package:

The FY 2019/20 Assessment Package (Draft) was presented at Workshop #1 on Wednesday, October 30, 2019 at 1:30pm. There were no other Workshops scheduled.

The FY 2019/20 Assessment Package was presented to the Appropriative, Non-Agricultural Pool, and Agricultural Pool on Thursday, November 14, 2019. The FY 2019/20 Assessment Package was presented to the Advisory Committee and Board on Thursday, November 21, 2019.

The FY 2019/20 Assessment Package was approved by the Advisory Committee and adopted by the Board on Thursday, November 21, 2019. The Assessment invoices were issued by Watermaster on Thursday, November 21, 2019 with payment due 30-days after invoice date. Payments will be due to Watermaster on Monday, December 23, 2019. As past practice, payment can be made to Watermaster by either a wire transfer or check. Per the judgment, late fees could be assessed for any payment not received as of 4:00pm on Monday, December 23, 2019.

ATTACHMENTS

1. Financial Report - B5

THIS PAGE
HAS
INTENTIONALLY
BEEN LEFT
BLANK
FOR PAGINATION

	1/12th (8.33%) of the Total Budget				7/12th (58.33%) of the Total Budget				100% of the Total Budget			
	For The Month of January 2020				Year-To-Date as of January 31, 2020				Fiscal Year End as of June 30, 2020			
	Actual	Budget	\$ Over(Under)	% of Budget	Actual	Budget	\$ Over(Under)	% of Budget	Projected	Budget	\$ Over(Under)	% of Budget
Income												
4010 · Local Agency Subsidies	0.00	0.00	0.00	0.0%	171,905.17	171,906.00	-0.83	100.0%	171,905.17	171,906.00	-0.83	100.0%
4110 · Admin Asmnts-Approp Pool	0.00	0.00	0.00	0.0%	8,030,142.55	8,043,100.00	-12,957.45	99.84%	8,030,142.55	8,043,100.00	-12,957.45	99.84%
4120 · Admin Asmnts-Non-Agri Pool	0.00	0.00	0.00	0.0%	364,535.88	352,197.00	12,338.88	103.5%	364,535.88	352,197.00	12,338.88	103.5%
4700 · Non Operating Revenues	58.02	0.00	58.02	100.0%	89,266.37	37,562.00	51,704.37	237.65%	139,683.69	75,124.00	64,559.69	185.94%
4900 · Miscellaneous Income	0.00	0.00	0.00	0.0%	0.00	0.00	0.00	0.0%	0.00	0.00	0.00	0.0%
Total Income	58.02	0.00	58.02	100.0%	8,655,849.97	8,604,765.00	51,084.97	100.59%	8,706,267.29	8,642,327.00	63,940.29	100.74%
Gross Profit	58.02	0.00	58.02	100.0%	8,655,849.97	8,604,765.00	51,084.97	100.59%	8,706,267.29	8,642,327.00	63,940.29	100.74%
Expense												
6010 · Admin. Salary/Benefit Costs	91,821.14	100,589.00	-8,767.86	91.28%	652,727.99	682,163.00	-29,435.01	95.69%	1,121,813.70	1,155,864.00	-34,050.30	97.05%
6020 · Office Building Expense	9,691.52	10,267.00	-575.48	94.4%	65,171.98	68,544.00	-3,372.02	95.08%	114,960.92	117,379.00	-2,418.08	97.94%
6030 · Office Supplies & Equip.	3,232.30	7,525.00	-4,292.70	42.95%	15,945.48	57,425.00	-41,479.52	27.77%	60,426.36	69,800.00	-9,373.64	86.57%
6040 · Postage & Printing Costs	2,520.94	4,230.00	-1,709.06	59.6%	19,331.70	28,862.00	-9,530.30	66.98%	43,621.52	47,141.00	-3,519.48	92.53%
6050 · Information Services	11,149.77	14,144.00	-2,994.23	78.83%	83,476.07	98,972.00	-15,495.93	84.34%	166,652.60	169,656.00	-3,003.40	98.23%
6060 · Contract Services	8,694.79	400.00	8,294.79	2,173.7%	31,182.25	49,800.00	-18,617.75	62.62%	48,474.92	51,800.00	-3,325.08	93.58%
6070 · Watermaster Legal Services	32,347.50	17,587.00	14,760.50	183.93%	183,952.74	184,170.00	-217.26	99.88%	303,210.48	266,115.00	37,095.48	113.94%
6080 · Insurance	0.00	0.00	0.00	0.0%	40,511.26	42,926.00	-2,414.74	94.38%	43,011.26	43,426.00	-414.74	99.05%
6110 · Dues and Subscriptions	15,342.50	18,999.00	-3,656.50	80.75%	31,761.95	35,892.00	-4,130.05	88.49%	32,838.90	36,792.00	-3,953.10	89.26%
6140 · WM Admin Expenses	197.20	162.00	35.20	121.73%	1,736.45	1,787.00	-50.55	97.17%	2,928.50	2,950.00	-21.50	99.27%
6150 · Field Supplies	0.00	500.00	-500.00	0.0%	1,007.94	2,200.00	-1,192.06	45.82%	2,365.88	2,550.00	-184.12	92.78%
6170 · Travel & Transportation	1,392.86	1,947.00	-554.14	71.54%	11,619.22	55,031.00	-43,411.78	21.11%	60,452.72	65,170.00	-4,717.28	92.76%
6190 · Training, Conferences, Seminars	0.00	3,155.00	-3,155.00	0.0%	12,620.61	22,085.00	-9,464.39	57.15%	34,741.22	37,857.00	-3,115.78	91.77%
6200 · Advisory Comm - WM Board	3,378.48	4,449.00	-1,070.52	75.94%	18,741.90	28,384.00	-9,642.10	66.03%	40,726.84	49,680.00	-8,953.16	81.98%
6300 · Watermaster Board Expenses	10,427.73	40,332.00	-29,904.27	25.86%	65,244.01	114,516.00	-49,271.99	56.97%	159,632.56	184,467.00	-24,834.44	86.54%
8300 · Appr PI-WM & Pool Admin	18,844.66	16,964.00	1,880.66	111.09%	112,686.96	115,189.00	-2,502.04	97.83%	187,684.60	198,609.00	-10,924.40	94.5%
8400 · Agri Pool-WM & Pool Admin	4,574.21	5,776.00	-1,201.79	79.19%	24,247.52	37,027.00	-12,779.48	65.49%	59,346.62	64,713.00	-5,366.38	91.71%
8467 · Ag Legal & Technical Services	17,550.00	23,000.00	-5,450.00	76.3%	169,087.50	175,000.00	-5,912.50	96.62%	299,575.00	300,000.00	-425.00	99.86%
8470 · Ag Meeting Attend -Special	1,100.00	1,850.00	-750.00	59.46%	9,000.00	12,950.00	-3,950.00	69.5%	18,300.00	22,200.00	-3,900.00	82.43%
8471 · Ag Pool Expense	0.00	0.00	0.00	0.0%	21,686.00	53,500.00	-31,814.00	40.54%	26,686.00	85,000.00	-58,314.00	31.4%
8485 · Ag Pool - Misc. Exp. - Ag Fund	0.00	100.00	-100.00	0.0%	0.00	300.00	-300.00	0.0%	200.00	400.00	-200.00	50.0%
8500 · Non-Ag PI-WM & Pool Admin	7,621.91	10,990.00	-3,368.09	69.35%	55,905.46	73,819.00	-17,913.54	75.73%	115,567.10	127,951.00	-12,383.90	90.32%
9400 · Depreciation Expense	0.00	0.00	0.00	0.0%	0.00	0.00	0.00	0.0%	0.00	0.00	0.00	0.0%
9500 · Allocated G&A Expenditures	-36,008.49	-39,730.00	3,721.51	90.63%	-202,644.26	-278,112.00	75,467.74	72.86%	-333,271.54	-476,762.00	143,490.46	69.9%
6900 · Optimum Basin Mgmt Plan	261,512.90	135,686.00	125,826.90	192.73%	1,386,534.27	1,550,477.00	-163,942.73	89.43%	2,180,042.74	2,182,515.00	-2,472.26	99.89%
9501 · G&A Expenses Allocated-OBMP	21,244.17	10,527.00	10,717.17	201.81%	97,117.42	73,690.00	23,427.42	131.79%	151,746.50	126,325.00	25,421.50	120.12%
7101 · Production Monitoring	7,700.58	6,902.00	798.58	111.57%	40,311.73	46,236.00	-5,924.27	87.19%	65,222.30	78,073.00	-12,850.70	83.54%
7102 · In-line Meter Installation	1,441.85	1,869.00	-427.15	77.15%	1,441.85	369,671.00	-368,229.15	0.39%	2,500.00	378,428.00	-375,928.00	0.66%
7103 · Grdwtr Quality Monitoring	27,170.52	27,467.00	-296.48	98.92%	231,729.27	228,960.00	2,769.27	101.21%	364,117.50	359,100.00	5,017.50	101.4%
7104 · Gdwtr Level Monitoring	18,004.66	24,013.00	-6,008.34	74.98%	118,480.66	166,507.00	-48,026.34	71.16%	225,952.00	284,537.00	-58,585.00	79.41%
7105 · Sur Wtr Qual Monitoring	0.00	0.00	0.00	0.0%	0.00	0.00	0.00	0.0%	0.00	0.00	0.00	0.0%
7106 · Wtr Level Sensors Installation	0.00	0.00	0.00	0.0%	0.00	0.00	0.00	0.0%	0.00	0.00	0.00	0.0%
7107 · Ground Level Monitoring	1,727.21	38,735.00	-37,007.79	4.46%	45,462.78	225,215.00	-179,752.22	20.19%	212,471.14	333,683.00	-121,211.86	63.68%

	1/12th (8.33%) of the Total Budget				7/12th (58.33%) of the Total Budget				100% of the Total Budget			
	For The Month of January 2020				Year-To-Date as of January 31, 2020				Fiscal Year End as of June 30, 2020			
	Actual	Budget	\$ Over(Under)	% of Budget	Actual	Budget	\$ Over(Under)	% of Budget	Projected	Budget	\$ Over(Under)	% of Budget
7108 · Hydraulic Control Monitoring	11,598.52	9,039.00	2,559.52	128.32%	59,410.93	90,995.00	-31,584.07	65.29%	115,624.82	135,837.00	-20,212.18	85.12%
7109 · Recharge & Well Monitoring Prog	0.00	2,105.00	-2,105.00	0.0%	8,040.00	14,735.00	-6,695.00	54.56%	21,080.00	25,260.00	-4,180.00	83.45%
7200 · PE2- Comp Recharge Pgm	5,693.55	15,381.00	-9,687.45	37.02%	742,992.20	1,041,490.00	-298,497.80	71.34%	1,399,597.30	1,425,415.00	-25,817.70	98.19%
7300 · PE3&5-Water Supply/Desaltee	0.00	2,953.00	-2,953.00	0.0%	199.52	20,206.00	-20,006.48	0.99%	25,399.04	34,374.00	-8,974.96	73.89%
7400 · PE4- Mgmt Plan	13,585.61	6,395.00	7,190.61	212.44%	191,926.96	296,735.00	-104,808.04	64.68%	326,682.70	328,338.00	-1,655.30	99.5%
7500 · PE6&7-CoopEfforts/SaltMgmt	4,385.26	12,237.00	-7,851.74	35.84%	85,494.67	162,506.00	-77,011.33	52.61%	187,218.82	223,318.00	-36,099.18	83.84%
7600 · PE8&9-StorageMgmt/Conj Use	0.00	2,049.00	-2,049.00	0.0%	9,740.04	13,721.00	-3,980.96	70.99%	19,480.08	23,168.00	-3,687.92	84.08%
7690 · Recharge Improvement Debt Pymt	0.00	0.00	0.00	0.0%	526,276.00	2,268,221.70	-1,741,945.70	23.2%	2,152,552.00	2,268,221.70	-115,669.70	94.9%
7700 · Inactive Well Protection Prgm	0.00	41.00	-41.00	0.0%	0.00	291.00	-291.00	0.0%	0.00	500.00	-500.00	0.0%
9502 · G&A Expenses Allocated-Projects	14,764.32	29,203.00	-14,438.68	50.56%	105,526.84	204,422.00	-98,895.16	51.62%	181,525.04	350,437.00	-168,911.96	51.8%
Total Expense	592,708.17	567,838.00	24,870.17	104.38%	5,075,685.87	8,436,508.70	-3,360,822.83	60.16%	10,241,158.14	11,180,287.70	-939,129.56	91.6%
Net Ordinary Income	-592,650.15	-567,838.00	-24,812.15	104.37%	3,580,164.10	168,258.30	3,411,907.80	2,127.8%	-1,534,890.85	-2,537,960.70	1,003,069.85	60.48%
Other Income												
4210 · Approp Pool-Replenishment	0.00	0.00	0.00	0.0%	1,096,397.47	0.00	1,096,397.47	100.0%	1,096,397.47	0.00	1,096,397.47	100.0%
4220 · Non-Ag Pool-Replenishment	0.00	0.00	0.00	0.0%	24,974.17	0.00	24,974.17	100.0%	24,974.17	0.00	24,974.17	100.0%
4225 · Interest Income	0.00	0.00	0.00	0.0%	3,015.62	0.00	3,015.62	100.0%	10,000.00	0.00	10,000.00	100.0%
4226 · LAIF Fair Market Value	0.00	0.00	0.00	0.0%	0.00	0.00	0.00	0.0%	0.00	0.00	0.00	0.0%
4600 · Groundwater Sales	0.00	0.00	0.00	0.0%	0.00	0.00	0.00	0.0%	0.00	0.00	0.00	0.0%
4715 · Gain on Sale of Assets	0.00	0.00	0.00	0.0%	0.00	0.00	0.00	0.0%	0.00	0.00	0.00	0.0%
Total Other Income	0.00	0.00	0.00	0.0%	1,124,387.26	0.00	1,124,387.26	100.0%	1,131,371.64	0.00	1,131,371.64	100.0%
Other Expense												
5010 · Groundwater Replenishment	0.00	0.00	0.00	0.0%	1,444,941.71	0.00	1,444,941.71	100.0%	1,444,941.71	0.00	1,444,941.71	100.0%
5100 · Other Water Purchases	0.00	0.00	0.00	0.0%	0.00	0.00	0.00	0.0%	0.00	0.00	0.00	0.0%
9200 · Interest Expense	0.00	0.00	0.00	0.0%	0.00	0.00	0.00	0.0%	0.00	0.00	0.00	0.0%
9251 · Other Post Employment Benefits	0.00	0.00	0.00	0.0%	0.00	0.00	0.00	0.0%	0.00	0.00	0.00	0.0%
9996 · Refund-Excess Reserves-Approp.	0.00	0.00	0.00	0.0%	271,110.41	0.00	271,110.41	100.0%	271,110.41	0.00	271,110.41	100.0%
9997 · Refund-Excess Reserves-NonAg	0.00	0.00	0.00	0.0%	0.00	0.00	0.00	0.0%	0.00	0.00	0.00	0.0%
9998 · Refund-Recharge Debt-Approp.	0.00	0.00	0.00	0.0%	64,564.00	0.00	64,564.00	100.0%	64,564.00	0.00	64,564.00	100.0%
9999 · To/(From) Reserves	0.00	0.00	0.00	0.0%	0.00	-225,500.00	225,500.00	0.0%	0.00	-225,500.00	225,500.00	0.0%
Total Other Expense	0.00	0.00	0.00	0.0%	1,780,616.12	-225,500.00	2,006,116.12	-789.63%	1,780,616.12	-225,500.00	2,006,116.12	-789.63%
Net Other Income	0.00	0.00	0.00	0.0%	-656,228.86	225,500.00	-881,728.86	-291.01%	-649,244.48	225,500.00	-874,744.48	-287.91%
Net Income	-592,650.15	-567,838.00	-24,812.15	104.37%	2,923,935.24	393,756.30	2,530,178.94	742.58%	-2,184,135.33	-2,312,460.70	128,325.37	94.45%

Note: Please see the staff report (Financial Report-B5) for additional detailed information on the account categories.

CHINO BASIN WATERMASTER
Cash Disbursements For The Month of
February 2020

Financial Report - B6
For Informational Purposes Only

Type	Date	Num	Name	Memo	Account	Paid Amount
Bill Pmt -Check	02/04/2020	21972	ACCENT COMPUTER SOLUTIONS, INC.	132993	1012 - Bank of America Gen'l Ckg	
Bill	02/01/2020	132993		Monthly service - February 2020	6052.4 - IT Managed Services	3,920.14
				Overwatch - February 2020	6052.5 - IT Data Backup/Storage	699.00
				Omni Cloud - February 2020	6052.5 - IT Data Backup/Storage	153.00
				Office 365 subscriptions / Business Premium - Feb	6052.4 - IT Managed Services	183.25
				Image Office Storage (per GB, per month)	6052.5 - IT Data Backup/Storage	652.40
TOTAL						5,607.79
Bill Pmt -Check	02/04/2020	21973	CHEF DAVE'S CATERING & EVENT SERVICES	10205	1012 - Bank of America Gen'l Ckg	
Bill	01/23/2020	10205		Lunch for 1/23/20 Watermaster Board meeting	6312 - Meeting Expenses	600.69
TOTAL						600.69
Bill Pmt -Check	02/04/2020	21974	OFFICE TEAM	55186075	1012 - Bank of America Gen'l Ckg	
Bill	01/17/2020	55186075		Week ending 1/17/2020	6017.2 - Office Specialist Services	672.00
TOTAL						672.00
Bill Pmt -Check	02/04/2020	21975	PRINTING RESOURCES	66297	1012 - Bank of America Gen'l Ckg	
Bill	01/24/2020	66297		Nameplates - Robert DeLoach, 2 Member plates	6031.7 - Other Office Supplies	88.16
TOTAL						88.16
Bill Pmt -Check	02/04/2020	21976	READY REFRESH BY NESTLE	0023230253	1012 - Bank of America Gen'l Ckg	
Bill	01/27/2020	0023230253		Office Water Bottle - January 2020	6031.7 - Other Office Supplies	84.13
TOTAL						84.13
Bill Pmt -Check	02/04/2020	21977	RR FRANCHISING, INC.	81714	1012 - Bank of America Gen'l Ckg	
Bill	01/27/2020	81714		Carpet cleaning January 4, 2020	6024 - Building Repair & Maintenance	600.00
TOTAL						600.00
Bill Pmt -Check	02/04/2020	21978	SPECTRUM BUSINESS	231978012320	1012 - Bank of America Gen'l Ckg	
Bill	01/29/2020	2031978012320		1/23/20-2/22/20	6053 - Internet Expense	800.86
TOTAL						800.86
Bill Pmt -Check	02/04/2020	21979	STAPLES BUSINESS ADVANTAGE	8057168318	1012 - Bank of America Gen'l Ckg	
Bill	01/18/2020	8057168318		Miscellaneous office supplies	6031.7 - Other Office Supplies	319.23
				Copy paper - special paper for OBMP newsletter	6031.1 - Copy Paper	193.93
TOTAL						513.16
Bill Pmt -Check	02/04/2020	21980	TOM DODSON & ASSOCIATES	CB271 20-1	1012 - Bank of America Gen'l Ckg	
Bill	01/24/2020	CB271 20-1		November 2019 - OBMP Update PEIR	6908.1 - 2020 OBMP Update-Dodson & Assoc	3,382.50
				December 2019 - OBMP Update PEIR	6908.1 - 2020 OBMP Update-Dodson & Assoc	19,865.00

CHINO BASIN WATERMASTER
Cash Disbursements For The Month of
February 2020

Financial Report - B6
For Informational Purposes Only

Type	Date	Num	Name	Memo	Account	Paid Amount
				January 2020 - OBMP Update PEIR	6908.1 · 2020 OBMP Update-Dodson & Assoc	12,082.50
TOTAL						<u>35,330.00</u>
Bill Pmt -Check	02/04/2020	21981	VISION SERVICE PLAN	00-101789-0001	1012 · Bank of America Gen'l Ckg	
Bill	01/19/2020	00101789		Vision Insurance Premium - February 2020	60182.2 · Dental & Vision Ins	93.83
TOTAL						<u>93.83</u>
Bill Pmt -Check	02/04/2020	21982	YUKON DISPOSAL SERVICE	21136525395	1012 · Bank of America Gen'l Ckg	
Bill	02/01/2020	21136525395		February 2020	6024 · Building Repair & Maintenance	135.72
TOTAL						<u>135.72</u>
Bill Pmt -Check	02/04/2020	ACH 020520	CALPERS	1394905143	1012 · Bank of America Gen'l Ckg	
Bill	01/14/2020	1394905143		Medical Insurance Premiums - February 2020	60182.1 · Medical Insurance	11,018.02
TOTAL						<u>11,018.02</u>
Bill Pmt -Check	02/07/2020	21983	APPLIED COMPUTER TECHNOLOGIES	3134	1012 · Bank of America Gen'l Ckg	
Bill	01/31/2020	3134		Database Consulting - January 2020	6052.2 · Applied Computer Technol	4,229.00
TOTAL						<u>4,229.00</u>
PSG						
Bill Pmt -Check	02/07/2020	21984	BOWCOCK, ROBERT	Board Member Compensation	1012 · Bank of America Gen'l Ckg	
Bill	01/07/2020	1/07 Admin Mtg		1/07/2020 Administrative meeting w/PK	6311 · Board Member Compensation	125.00
Bill	01/16/2020	1/16 Advisory Comm		1/16/2020 Advisory Committee meeting	6311 · Board Member Compensation	125.00
Bill	01/23/2020	1/23 Board Mtg		1/23/2020 Board meeting	6311 · Board Member Compensation	125.00
TOTAL						<u>375.00</u>
Bill Pmt -Check	02/07/2020	21985	DE BOOM, NATHAN	Ag Pool Member Compensation	1012 · Bank of America Gen'l Ckg	
Bill	01/09/2020	1/09 Ag Pool Mtg		1/09/20 Ag Pool Meeting	8411 · Ag Pool Member Compensation	25.00
				1/09/20 Ag Pool Meeting	8470 · Ag Meeting Attend -Special	100.00
TOTAL						<u>125.00</u>
Bill Pmt -Check	02/07/2020	21986	DE HAAN, HENRY	Ag Pool Member Compensation	1012 · Bank of America Gen'l Ckg	
Bill	01/09/2020	1/09 Ag Pool Mtg		1/09/20 Ag Pool Meeting	8411 · Ag Pool Member Compensation	25.00
				1/09/20 Ag Pool Meeting	8470 · Ag Meeting Attend -Special	100.00
TOTAL						<u>125.00</u>
Bill Pmt -Check	02/07/2020	21987	EGOSCUE LAW GROUP, INC.	12620	1012 · Bank of America Gen'l Ckg	
Bill	01/31/2020	12620		Ag Pool Legal Services - January 2020	8467 · Ag Legal & Technical Services	17,550.00
TOTAL						<u>17,550.00</u>
Bill Pmt -Check	02/07/2020	21988	FEENSTRA, BOB	Ag Pool Member Compensation	1012 · Bank of America Gen'l Ckg	
Bill	01/09/2020	1/09 Ag Pool Mtg		1/09/20 Ag Pool Meeting	8411 · Ag Pool Member Compensation	25.00

CHINO BASIN WATERMASTER
Cash Disbursements For The Month of
February 2020

Financial Report - B6
For Informational Purposes Only

<u>Type</u>	<u>Date</u>	<u>Num</u>	<u>Name</u>	<u>Memo</u>	<u>Account</u>	<u>Paid Amount</u>
				1/09/20 Ag Pool Meeting	8470 · Ag Meeting Attend -Special	100.00
Bill	01/23/2020	1/23 Board Meeting		1/23/20 Board Meeting	8411 · Ag Pool Member Compensation	25.00
				1/23/20 Board Meeting	8470 · Ag Meeting Attend -Special	100.00
TOTAL						250.00
Bill Pmt -Check	02/07/2020	21989	FONTANA UNION WATER COMPANY'	Board Member Compensation	1012 · Bank of America Gen'l Ckg	
Bill	01/07/2020	1/07 Admin Mtg		1/07/2020 Admin. Meeting w/GM - Curatalo	6311 · Board Member Compensation	125.00
Bill	01/23/2020	1/23 Board Mtg		1/23/2020 Board Meeting - Curatalo	6311 · Board Member Compensation	125.00
TOTAL						250.00
Bill Pmt -Check	02/07/2020	21990	GEYE, BRIAN	Board Member Compensation	1012 · Bank of America Gen'l Ckg	
Bill	01/16/2020	1/16 RIPCom Mtg		1/16/20 RIPCom Meeting	6311 · Board Member Compensation	125.00
TOTAL						125.00
Bill Pmt -Check	02/07/2020	21991	HR DIRECT / GNEIL	INV8705790	1012 · Bank of America Gen'l Ckg	
Bill	01/31/2020	INV8705790		Poster guard protection for Federal HR Posters - 1	6031.7 · Other Office Supplies	94.81
TOTAL						94.81
PS7	Bill Pmt -Check	02/07/2020	21992	JOHN J. SCHATZ	Appropriative Pool Legal Services	1012 · Bank of America Gen'l Ckg
	Bill	01/31/2020		January 2020	8367 · Legal Service	9,550.00
				Third Party Expenses	8367 · Legal Service	3,820.00
TOTAL						13,370.00
Bill Pmt -Check	02/07/2020	21993	PREMIERE GLOBAL SERVICES	28933725	1012 · Bank of America Gen'l Ckg	
Bill	01/31/2020	28933725		Non-Ag Pool meeting call on 1/09	8512 · Meeting Expense	12.72
				SY discussion call on 1/21	6909.1 · OBMP Meetings	6.56
				SY discussion call on 1/21	6909.1 · OBMP Meetings	6.56
				Fee - General	6022 · Telephone	39.00
				Fee - Confidential	6022 · Telephone	39.00
				WM coordination call on 12/30	6909.1 · OBMP Meetings	6.56
				WM coordination call on 1/06	6909.1 · OBMP Meetings	22.19
				Pool meetings check call on 1/08	8312 · Meeting Expenses	24.15
				Pool meetings check call on 1/08	8412 · Meeting Expenses	24.15
				Pool meetings check call on 1/08	8512 · Meeting Expense	24.16
				Team chat call on 1/10	6909.1 · OBMP Meetings	22.32
				WM coordination call on 1/13	6909.1 · OBMP Meetings	6.58
				WM coordination call on 1/13	6909.1 · OBMP Meetings	33.83
				OBMPU team check call on 1/14	6909.1 · OBMP Meetings	24.28
				WM coordination call on 1/20	6909.1 · OBMP Meetings	23.14
				Board agenda preview call on 1/21	6312 · Meeting Expenses	13.42
				Board agenda preview call on 1/21	6312 · Meeting Expenses	8.91

CHINO BASIN WATERMASTER
Cash Disbursements For The Month of
February 2020

Financial Report - B6
For Informational Purposes Only

Type	Date	Num	Name	Memo	Account	Paid Amount
				Board meeting check call on 1/22	6312 · Meeting Expenses	22.50
				Call Shortfalls	6022 · Telephone	78.00
				Service Fee	6022 · Telephone	33.02
TOTAL						471.05
Bill Pmt -Check	02/07/2020	21994	PURCHASE POWER	8000-9090-0016-8851	1012 · Bank of America Gen'l Ckg	
Bill	01/30/2020	8000909000168851		Postage refill 1/14/2020	6042 · Postage - General	500.00
TOTAL						500.00
Bill Pmt -Check	02/07/2020	21995	RR FRANCHISING, INC.	81961	1012 · Bank of America Gen'l Ckg	
Bill	02/01/2020	81961		February 2020	6024 · Building Repair & Maintenance	740.00
TOTAL						740.00
Bill Pmt -Check	02/07/2020	21996	STAPLES BUSINESS ADVANTAGE	8057249480	1012 · Bank of America Gen'l Ckg	
Bill	01/25/2020	8057249480		Toner cartridge	6031.7 · Other Office Supplies	117.33
TOTAL						117.33
Bill Pmt -Check	02/07/2020	21997	STATE COMPENSATION INSURANCE FUND	1970970-19	1012 · Bank of America Gen'l Ckg	
Bill	02/01/2020	1970970-19		Premium 1/26/20-2/26/20	60183 · Worker's Comp Insurance	532.75
TOTAL						532.75
Bill Pmt -Check	02/07/2020	21998	TELLEZ-FOSTER, EDGAR	Employee Reimbursement	1012 · Bank of America Gen'l Ckg	
Bill	01/31/2020			Reimbursement for Ops staff meeting	6141.3 · Admin Meetings	92.10
TOTAL						92.10
Bill Pmt -Check	02/07/2020	21999	UNION 76	7076-2245-3035-5049	1012 · Bank of America Gen'l Ckg	
Bill	01/31/2020	7076224530355049		January 2020	6175 · Vehicle Fuel	264.64
TOTAL						264.64
Bill Pmt -Check	02/07/2020	22000	WESTERN MUNICIPAL WATER DISTRICT	Board Member Compensation	1012 · Bank of America Gen'l Ckg	
Bill	01/23/2020	1/23 Board Mtg		1/23/2020 Board Meeting attendance - Galleano	6311 · Board Member Compensation	125.00
TOTAL						125.00
General Journal	02/08/2020	02/08/2020	Payroll and Taxes for 01/26/20-02/08/20	Payroll and Taxes for 01/26/20-02/08/20	1012 · Bank of America Gen'l Ckg	
				Direct Deposits for 01/26/20-02/08/20	1012 · Bank of America Gen'l Ckg	30,339.01
				Payroll Taxes for 01/26/20-02/08/20	1012 · Bank of America Gen'l Ckg	10,089.39
			ICMA-RC	457(f) EE Deductions for 01/26/20-02/08/20	1012 · Bank of America Gen'l Ckg	5,415.08
			ICMA-RC	401(a) EE Deductions for 01/26/20-02/08/20	1012 · Bank of America Gen'l Ckg	1,466.59
TOTAL						47,310.07
Bill Pmt -Check	02/14/2020	ACH 021420	PUBLIC EMPLOYEES' RETIREMENT SYSTEM	Payor #3493	1012 · Bank of America Gen'l Ckg	

CHINO BASIN WATERMASTER
Cash Disbursements For The Month of
February 2020

Financial Report - B6
For Informational Purposes Only

Type	Date	Num	Name	Memo	Account	Paid Amount
General Journal	02/08/2020	02/08/2020	PUBLIC EMPLOYEES' RETIREMENT SYSTEM	CalPERS Retirement for 01/26/20-02/08/20	2000 · Accounts Payable	7,813.29
TOTAL						7,813.29
General Journal	02/14/2020	02/14/2020	ADP, LLC	ADP Tax Service for 12/14/19-549256233	1012 · Bank of America Gen'l Ckg	
				ADP Tax Service for 12/14/19-549256233	1012 · Bank of America Gen'l Ckg	149.45
				ADP Tax Service for 01/25/20-551491226	1012 · Bank of America Gen'l Ckg	155.50
TOTAL						304.95
Bill Pmt -Check	02/20/2020	22001	ACWA JOINT POWERS INSURANCE AUTHORITY	0641312	1012 · Bank of America Gen'l Ckg	
Bill	02/11/2020	0641312		Prepayment - March 2020	1409 · Prepaid Life, BAD&D & LTD	230.24
				February 2020	60191 · Life & Disab.Ins Benefits	258.59
TOTAL						488.83
Bill Pmt -Check	02/20/2020	22002	BANK OF AMERICA	XXXX-XXXX-XXXX-9341	1012 · Bank of America Gen'l Ckg	
Bill	01/31/2020	XXXX-XXXX-XXXX-9341		Windscreens for board room microphones	6031.7 · Other Office Supplies	37.95
				Software renewal	6054 · Computer Software	172.99
				Miscellaneous office supplies	6031.7 · Other Office Supplies	372.23
				Miscellaneous office supplies	6031.7 · Other Office Supplies	18.19
				Miscellaneous office supplies	6031.7 · Other Office Supplies	109.03
				Miscellaneous office supplies	6031.7 · Other Office Supplies	29.38
				UPS replacement battery	6055 · Computer Hardware	36.89
				Flowers sent to the family of Arnold Rodriguez	8312 · Meeting Expenses	110.71
				Miscellaneous office supplies	6031.7 · Other Office Supplies	10.42
				Lunch for Board officers/Pool chairs meeting	6312 · Meeting Expenses	45.31
				Lunch for Board officers/Pool chairs meeting	6312 · Meeting Expenses	19.84
				Miscellaneous office supplies	6031.7 · Other Office Supplies	47.42
				UPS replacement battery	6055 · Computer Hardware	50.38
				Pictures of board members & staff for website	6312 · Meeting Expenses	322.94
				Miscellaneous office supplies	6031.7 · Other Office Supplies	96.98
				Miscellaneous office supplies	6031.7 · Other Office Supplies	47.42
				Miscellaneous office supplies	6031.7 · Other Office Supplies	39.00
				Miscellaneous office supplies	6031.7 · Other Office Supplies	17.91
				Miscellaneous office supplies	6031.7 · Other Office Supplies	137.07
				PK meeting w/Bob Bowcock	6312 · Meeting Expenses	28.03
				Ops Staff monthly meeting	6141.3 · Admin Meetings	102.85
				15 year work anniv. clocks for Nakano & Yoo	6031.7 · Other Office Supplies	237.26
				PK meeting w/T. Oneill CDA	8312 · Meeting Expenses	29.00
				PK meeting w/K. Geinger	8312 · Meeting Expenses	19.63
				PK meeting w/C. Fealy, J. Bosler	8312 · Meeting Expenses	36.68
				PK meeting w/J. Scott-Coe	8312 · Meeting Expenses	40.75
TOTAL						2,216.26

P59

CHINO BASIN WATERMASTER
Cash Disbursements For The Month of
February 2020

Financial Report - B6
For Informational Purposes Only

Type	Date	Num	Name	Memo	Account	Paid Amount
Bill Pmt -Check	02/20/2020	22003	CORELOGIC INFORMATION SOLUTIONS	82007293	1012 · Bank of America Gen'l Ckg	
Bill	01/31/2020	82007293		82007293	7103.7 · Grdwtr Qual-Computer Svc	62.50
				82007293	7101.4 · Prod Monitor-Computer	62.50
TOTAL						125.00
Bill Pmt -Check	02/20/2020	22004	ELIE, STEVEN	Board Member Compensation	1012 · Bank of America Gen'l Ckg	
Bill	01/23/2020	1/23 Board Mtg		1/23/20 Board Meeting	6311 · Board Member Compensation	125.00
TOTAL						125.00
Bill Pmt -Check	02/20/2020	22005	FIRST LEGAL NETWORK LLC	40037077	1012 · Bank of America Gen'l Ckg	
Bill	01/31/2020	40037077		Court filing on 1/31/20	6061.5 · Court Filing Services	654.79
TOTAL						654.79
Bill Pmt -Check	02/20/2020	22006	RAUCH COMMUNICATION CONSULTANTS, INC Jan-2004		1012 · Bank of America Gen'l Ckg	
Bill	01/31/2020	Jan-2004		AR42 - work completed through Dec. 31, 2019	6061.3 · Rauch	4,305.00
TOTAL						4,305.00
Bill Pmt -Check	02/20/2020	22007	USA-FACT INC	20721	1012 · Bank of America Gen'l Ckg	
Bill	01/25/2020	20721		Background check -administrative assistant	6016 · New Employee Search Costs	249.67
TOTAL						249.67
Bill Pmt -Check	02/20/2020	22008	VERIZON WIRELESS	9847683664	1012 · Bank of America Gen'l Ckg	
Bill	01/31/2020	9847683664		Acct #470810953-00001	6022 · Telephone	430.86
TOTAL						430.86
Bill Pmt -Check	02/21/2020	22009	WILDERMUTH ENVIRONMENTAL INC		1012 · Bank of America Gen'l Ckg	
Bill	01/31/2020	2020000		2020000	6906.31 · OBMP-Pool, Adv. Board Mtgs	12,672.73
Bill	01/31/2020	2020001		2020001	6906.32 · OBMP-Other General Meetings	5,969.66
Bill	01/31/2020	2020002		2020002	6906.71 · OBMP-Data Req.-CBWM Staff	26,976.30
Bill	01/31/2020	2020003		2020003	6906.72 · OBMP-Data Req.-Non CBWM Staff	613.20
Bill	01/31/2020	2020004		2020004	6906.23 · SGMA Reporting Requirements	1,164.00
Bill	01/31/2020	2020005		2020005	6906 · OBMP Engineering Services	4,041.85
Bill	01/31/2020	2020006		2020006	6906.26 · 2020 OBMP Update	30,554.95
Bill	01/31/2020	2020007		2020007	6906.73 · OBMP-2020 Safe Yield Recalc	40,754.59
Bill	01/31/2020	2020008		2020008	6906.81 · Prepare Annual Reports	258.60
Bill	01/31/2020	2020009		2020009	6906.17 · Planning Study Analysis	5,934.50
Bill	01/31/2020	2020010		2020010	6906.16 · CBEWP-100% IEUA Cost	1,704.50
Bill	01/31/2020	2020011		2020011	7103.3 · Grdwtr Qual-Engineering	20,003.62
Bill	01/31/2020	2020012		2020012	7104.3 · Grdwtr Level-Engineering	11,442.92
Bill	01/31/2020	2020013		2020013	7107.2 · Grd Level-Engineering	1,727.21

CHINO BASIN WATERMASTER
Cash Disbursements For The Month of
February 2020

Financial Report - B6
For Informational Purposes Only

Type	Date	Num	Name	Memo	Account	Paid Amount
Bill	01/31/2020	2020014		2020014	7108.31 · Hydraulic Control - PBHSP	21,097.05
Bill	01/31/2020	2020015		2020015	7202.2 · Engineering Svc	1,011.41
Bill	01/31/2020	2020016		2020016	7206.1 · SB88 Specs-Ensure Compliance	58.80
Bill	01/31/2020	2020017		2020017	7402 · PE4-Engineering	3,341.80
Bill	01/31/2020	2020018		2020018	7402.10 · PE4 - Northwest MZ1 Area Proj.	10,034.33
Bill	01/31/2020	2020019		2020019	7510 · PE6&7-IEUA Salinity Mgmt. Plan	770.50
Bill	01/31/2020	2020020		2020020	7511 · PE6&7-SAWBMPTask Force-50% IEU,	4,131.00
TOTAL						204,263.52
General Journal	02/22/2020	02/22/2020	Payroll and Taxes for 02/09/20-02/22/20	Payroll and Taxes for 02/09/20-02/22/20	1012 · Bank of America Gen'l Ckg	
				Direct Deposits for 02/09/20-02/22/20	1012 · Bank of America Gen'l Ckg	30,095.40
				Payroll Taxes for 02/09/20-02/22/20	1012 · Bank of America Gen'l Ckg	10,250.95
				Payroll Checks for 02/09/20-02/22/20	1012 · Bank of America Gen'l Ckg	1,618.78
			ICMA-RC	457(f) EE Deductions for 02/09/20-02/22/20	1012 · Bank of America Gen'l Ckg	5,415.08
			ICMA-RC	401(a) EE Deductions for 02/09/20-02/22/20	1012 · Bank of America Gen'l Ckg	1,466.59
TOTAL						48,846.80
Bill Pmt -Check	02/25/2020	22010	CUCAMONGA VALLEY WATER DISTRICT	Monthly Office Rent	1012 · Bank of America Gen'l Ckg	
Bill	02/18/2020			Lease due on March 1, 2020	1422 · Prepaid Rent	7,093.14
TOTAL						7,093.14
Bill Pmt -Check	02/25/2020	22011	FRONTIER COMMUNICATIONS	909-484-3890-050914-5	1012 · Bank of America Gen'l Ckg	
Bill	02/10/2020	90948438900509145		Office fax	6022 · Telephone	154.95
TOTAL						154.95
Bill Pmt -Check	02/25/2020	22012	GREAT AMERICA LEASING CORP.	26487894	1012 · Bank of America Gen'l Ckg	
Bill	02/20/2020	26487894		Invoice for January 2020 - standard payment	6043.1 · Ricoh Lease Fee	1,581.74
				Supply freight fee	6043.2 · Ricoh Usage & Maintenance Fee	8.57
				Usage for black images	6043.2 · Ricoh Usage & Maintenance Fee	46.59
TOTAL						1,636.90
Bill Pmt -Check	02/25/2020	22013	HUITSING, JOHN	Ag Pool Member Compensation	1012 · Bank of America Gen'l Ckg	
Bill	01/09/2020	1/09 Ag Pool Mtg		1/09/20 Ag Pool Meeting	8411 · Ag Pool Member Compensation	25.00
				1/09/20 Ag Pool Meeting	8470 · Ag Meeting Attend -Special	100.00
TOTAL						125.00
Bill Pmt -Check	02/25/2020	22014	LEGAL SHIELD	111802	1012 · Bank of America Gen'l Ckg	
Bill	02/18/2020	111802		Employee deductions - February 2020	60194 · Other Employee Insurance	151.45
TOTAL						151.45
Bill Pmt -Check	02/25/2020	22015	LOEB & LOEB LLP	1872926	1012 · Bank of America Gen'l Ckg	

CHINO BASIN WATERMASTER
Cash Disbursements For The Month of
February 2020

Financial Report - B6
For Informational Purposes Only

Type	Date	Num	Name	Memo	Account	Paid Amount
Bill	01/31/2020	1872926		Non-Ag Pool Legal Services - January 2020	8567 · Non-Ag Legal Service	3,959.10
TOTAL						<u>3,959.10</u>
Bill Pmt -Check	02/25/2020	22016	PIERSON, JEFFREY	Board and Ag Pool Member Compensation	1012 · Bank of America Gen'l Ckg	
Bill	01/03/2020	1/03 Admin Mtg		1/03/20 Administrative Meeting w/GM	6311 · Board Member Compensation	125.00
Bill	01/09/2020	1/09 Ag Pool Mtg		1/09/20 Ag Pool Meeting	8411 · Ag Pool Member Compensation	25.00
				1/09/20 Ag Pool Meeting	8470 · Ag Meeting Attend -Special	100.00
Bill	01/16/2020	1/16 Advisory Comm		1/16/20 Advisory Committee Meeting	8411 · Ag Pool Member Compensation	25.00
				1/16/20 Advisory Committee Meeting	8470 · Ag Meeting Attend -Special	100.00
Bill	01/16/2020	1/16 RIPCom Mtg		1/16/20 RIPCom Meeting	8411 · Ag Pool Member Compensation	25.00
				1/16/20 RIPCom Meeting	8470 · Ag Meeting Attend -Special	100.00
Bill	01/21/2020	1/21 Board Exec Comm		1/21/20 Board Executive Committee conference ca	6311 · Board Member Compensation	125.00
Bill	01/23/2020	1/23 Board Mtg		1/23/20 Board Meeting	6311 · Board Member Compensation	125.00
TOTAL						<u>750.00</u>
Bill Pmt -Check	02/25/2020	22017	PIETERSMA, RONALD	Ag Pool Member Compensation	1012 · Bank of America Gen'l Ckg	
Bill	02/13/2020	2/13 Ag Pool Mtg		2/13/20 Ag Pool Meeting	8411 · Ag Pool Member Compensation	25.00
				2/13/20 Ag Pool Meeting	8470 · Ag Meeting Attend -Special	100.00
TOTAL						<u>125.00</u>
Bill Pmt -Check	02/25/2020	22018	PRINTING RESOURCES	Printing Services	1012 · Bank of America Gen'l Ckg	
Bill	02/13/2020	66322		Nameplates - Vanessa Aldaz	6031.7 · Other Office Supplies	30.60
Bill	02/13/2020	66323		Business cards - Vanessa Aldaz	6031.7 · Other Office Supplies	96.44
TOTAL						<u>127.04</u>
Bill Pmt -Check	02/25/2020	22019	STANDARD INSURANCE CO.	Policy # 00-649299-0009	1012 · Bank of America Gen'l Ckg	
Bill	02/21/2020	006492990009		Policy # 00-649299-0009	60191 · Life & Disab.Ins Benefits	891.13
TOTAL						<u>891.13</u>
Bill Pmt -Check	02/25/2020	22020	STAPLES BUSINESS ADVANTAGE	8057424969	1012 · Bank of America Gen'l Ckg	
Bill	02/08/2020	8057414969		"Fee Exempt" stamp for court filings	6031.7 · Other Office Supplies	31.25
TOTAL						<u>31.25</u>
Bill Pmt -Check	02/25/2020	22021	STAULA, MARY L	Retiree Medical	1012 · Bank of America Gen'l Ckg	
Bill	02/29/2020			Retiree Medical	60182.4 · Retiree Medical	30.72
TOTAL						<u>30.72</u>
Bill Pmt -Check	02/25/2020	22022	THREE VALLEYS MUNICIPAL WATER DIST	LB617	1012 · Bank of America Gen'l Ckg	
Bill	02/10/2020	LB617		1/30/20 Leadership Breakfast - JJ, PK, JN	6193.2 · Conference - Registration Fee	75.00
TOTAL						<u>75.00</u>

CHINO BASIN WATERMASTER
Cash Disbursements For The Month of
February 2020

Financial Report - B6
For Informational Purposes Only

Type	Date	Num	Name	Memo	Account	Paid Amount
Bill Pmt -Check	02/25/2020	22023	TOM DODSON & ASSOCIATES	CB271 20-2	1012 - Bank of America Gen'l Ckg	
Bill	01/31/2020	CB271 20-2		Jan. 16- Jan. 31, 2020 - OBMP Update PEIR	6908.1 - 2020 OBMP Update-Dodson & Assoc	24,765.90
TOTAL						24,765.90
Bill Pmt -Check	02/25/2020	22024	UNITED HEALTHCARE	052582722932	1012 - Bank of America Gen'l Ckg	
Bill	02/20/2020	052582722932		Dental Insurance Premium - March 2020	60182.2 - Dental & Vision Ins	683.11
TOTAL						683.11
Bill Pmt -Check	02/25/2020	22025	VANDEN HEUVEL, GEOFFREY	Ag Pool Member Compensation	1012 - Bank of America Gen'l Ckg	
Bill	01/09/2020	1/09 Ag Pool Mtg		1/09/20 Ag Pool meeting	8411 - Ag Pool Member Compensation	25.00
				1/09/20 Ag Pool meeting	8470 - Ag Meeting Attend -Special	100.00
Bill	01/31/2020	12/12/19 Ag Pool Mtg		12/12/19 Ag Pool meeting	8411 - Ag Pool Member Compensation	25.00
				12/12/19 Ag Pool meeting	8470 - Ag Meeting Attend -Special	100.00
Bill	02/13/2020	2/13 Ag Pool Mtg		2/13/20 Ag Pool meeting	8411 - Ag Pool Member Compensation	25.00
				2/13/20 Ag Pool meeting	8470 - Ag Meeting Attend -Special	100.00
TOTAL						375.00
Bill Pmt -Check	02/25/2020	22026	VERIZON WIRELESS	9848285136	1012 - Bank of America Gen'l Ckg	
Bill	02/21/2020	9848285136		Acct #642073270-00001	7103.7 - Grdwtr Qual-Computer Svc	110.06
TOTAL						110.06
Bill Pmt -Check	02/25/2020	ACH 022520	PUBLIC EMPLOYEES' RETIREMENT SYSTEM	Payor #3493	1012 - Bank of America Gen'l Ckg	
Bill	02/01/2020	15938414		Annual Unfunded Accrued Liability-Plan 3299	60180 - Employers PERS Expense	6,655.12
TOTAL						6,655.12
General Journal	02/14/2020	02/14/2020	ADP, LLC	ADP Tax Services	1012 - Bank of America Gen'l Ckg	
				ADP Tax Service for 12/14/19-549256233	1012 - Bank of America Gen'l Ckg	149.45
				ADP Tax Service for 01/25/20-551491226	1012 - Bank of America Gen'l Ckg	155.50
TOTAL						304.95
General Journal	02/27/2020	02/27/2020	ADP, LLC	ADP W-2's for 2019-552024064	1012 - Bank of America Gen'l Ckg	
				ADP W-2's for 2019-552024064	1012 - Bank of America Gen'l Ckg	57.75
TOTAL						57.75
Bill Pmt -Check	02/28/2020	ACH 022820	PUBLIC EMPLOYEES' RETIREMENT SYSTEM	Payor #3493	1012 - Bank of America Gen'l Ckg	
General Journal	02/22/2020	02/22/2020	PUBLIC EMPLOYEES' RETIREMENT SYSTEM	CalPERS Retirement for 02/09/20-02/22/20	2000 - Accounts Payable	8,075.62
TOTAL						8,075.62
					Total Disbursements:	468,193.27

THIS PAGE
HAS
INTENTIONALLY
BEEN LEFT
BLANK
FOR PAGINATION

CHINO BASIN WATERMASTER

I. CONSENT CALENDAR

C. OBMP SEMI-ANNUAL STATUS REPORT 2019-2



CHINO BASIN WATERMASTER

9641 San Bernardino Road, Rancho Cucamonga, CA 91730
Tel: 909.484.3888 Fax: 909.484.3890 www.cbwm.org

PETER KAVOUNAS, P.E.
General Manager

STAFF REPORT

DATE: March 26, 2020

TO: Board Members

SUBJECT: OBMP Semi-Annual Status Report 2019-2 (Consent Calendar Item I.C.)

SUMMARY:

Issue: Watermaster produces the Semi-Annual Optimum Basin Management Program (OBMP) Status Reports. The report for the period July to December 2019 has been drafted.

Recommendation: Adopt the Semi-Annual OBMP Status Report 2019-2, along with filing a copy with the Court, subject to any necessary non-substantive changes.

Financial Impact: The costs of preparing the Semi-Annual OBMP Status Report and filing it with the Court are included in the Watermaster budget.

Future Consideration

Watermaster Board – March 26, 2020: Approval [Discretionary Function]

ACTIONS:

Appropriative Pool – March 12, 2020: Unanimously recommend Advisory Committee to recommend to the Watermaster Board to approve and file with the Court

Non-Agricultural Pool – March 12, 2020: Unanimously recommended its representatives to support at Advisory Committee and Watermaster Board subject to changes they deem appropriate

Agricultural Pool – March 12, 2020: Unanimously recommend Advisory Committee to recommend to the Watermaster Board to approve and file with the Court

Advisory Committee – March 19, 2020: Unanimously recommended Watermaster Board to approve and file with the Court

Watermaster Board – March 26, 2020:

Watermaster's function is to administer and enforce provisions of the Judgment and subsequent orders of the Court, and to develop and implement an Optimum Basin Management Program

BACKGROUND

OBMP Semi-Annual Status Report 2019-2 covers the period from July to December 2019. The report describes work conducted, and the current status of the nine Program Elements of the Optimum Basin Management Program during the six-month period.

DISCUSSION

OBMP Semi-Annual Status Report 2019-2 has been drafted. Once adopted by the Board, the OBMP Semi-Annual Status Report will be filed with the Court.

The item was presented to the three Pool Committees on March 12, 2020. The three Committees unanimously recommended Advisory Committee to recommend to the Watermaster Board to approve the OBMP Semi-Annual Status Report 2019-2 and filing it with the Court subject to any necessary non-substantive changes. The item was then presented to the Advisory Committee on March 19, 2020. The Advisory Committee unanimously recommended Watermaster Board to approve the OBMP Semi-Annual Status Report 2019-2 and filing it with the Court.

ATTACHMENTS

1. OBMP Semi-Annual Status Report 2019-2

Optimum Basin Management Program

Staff Status Report 2019-2: July to December 2019



CHINO BASIN WATERMASTER

Optimum Basin Management Program

Highlighted Activities

- During this reporting period, Watermaster manually measured 380 water levels at about 50 private wells and 12 municipal supply wells throughout the Chino Basin, conducted two quarterly download events at about 135 wells containing pressure transducers, collected 79 groundwater quality samples from 71 wells, and collected 4 surface water quality samples. Groundwater-quality monitoring included the one-time addition for analysis of the emerging compounds PFAS and 1,4-dioxane at 39 monitoring wells.
- Pursuant to a monitoring and mitigation requirement of the Peace II Subsequent Environmental Impact Report (SEIR), Watermaster, the Inland Empire Utilities Agency (IEUA), and the Orange County Water District (OCWD) continued to implement the Prado Basin Habitat Sustainability Program (PBHSP). During this reporting period, Watermaster collected two quarters of surface water and groundwater quality sampling at two PBHSP monitoring well locations and conducted two quarterly downloads of pressure transducers that measure water levels at the 18 PBHSP monitoring wells. And a custom high-resolution air photo was collected on the entire Prado Basin region.
- Pursuant to the *Chino Basin Subsidence Management Plan*, Watermaster continued to implement the Ground-Level Monitoring Program and completed the *2018/19 Annual Report of the Ground-Level Monitoring Committee*, which analyzes and interprets data from the monitoring program and recommends future monitoring and testing activities. During this reporting period, Watermaster completed the fabrication of the extensometer components for the Pomona Extensometer facilities. Installation of the extensometer components is expected to begin in February 2020.
- Watermaster and the IEUA are continuing to implement the 2013 Amendment to the 2010 Recharge Master Plan Update (2013 RMPU) pursuant to the October 2013 Court Order authorizing its implementation. During this reporting period, the contract award for construction of the Lower Day Basin was approved and authorized. The design plans and specifications are in the process of being finalized, and required permits are being obtained for the Wineville/Jurupa/RP3 Basins and Montclair Basins.
- During this reporting period, Watermaster and the IEUA recharged a total of 29,838 acre-feet of water: 4,328 acre-feet of stormwater, 6,834 acre-feet of recycled water, and 18,676 acre-feet of imported water.
- Watermaster staff and consultants completed the 2020 Storage Management Plan (2020 SMP), an update of the SMP currently included in the OBMP Implementation Plan. Watermaster published a final SMP report on December 19, 2019 and is working with the Watermaster Parties and other stakeholders to incorporate it into the 2020 OBMP Update.
- Watermaster's consultant has continued the technical work necessary for the 2020 Safe Yield recalculation pursuant to the OBMP Implementation Plan and the April 28, 2017 Court Order. This recalculation will incorporate the impacts of projected climate change and land subsidence. The schedule calls for the recalculation of Safe Yield by early 2020 and for the Safe Yield reset to be filed with the Court by June 2020.
- Watermaster published the draft 2020 OBMP Update Report, which described (1) the 2020 OBMP Update process, (2) the OBMP goals and new activities for the 2020 OBMP, (3) the status of the OBMP Program Elements and ongoing activities within them, and (4) the recommended 2020 OBMP management plan. The management plan will form the foundation for the Watermaster Parties to develop a 2020 OBMP Implementation Plan and the agreements necessary to implement it. The report is expected to be finalized in 2020.



Optimum Basin Management Program

Program Element 1: Develop and Implement a Comprehensive Monitoring Program

Fundamental to the implementation of the OBMP Program Elements are the monitoring and data collection efforts performed in accordance with Program Element 1, including monitoring basin hydrology, production, recharge, groundwater levels, groundwater quality, and ground level movement. Various monitoring programs have and will continue to be refined over time to satisfy the evolving needs of Watermaster and the IEUA, such as new regulatory requirements and improved data coverage. Monitoring is performed by basin pumpers, Watermaster staff, and other cooperating entities as follows.

Groundwater Level Monitoring

Watermaster's basin-wide groundwater level monitoring supports the periodic reassessment of Safe Yield, the monitoring and management of ground level movement, the analysis of desalter pumping impacts at private wells, the analysis of the implementation of the Peace II Agreement on groundwater levels and riparian vegetation in the Prado Basin, the triennial re-computation of ambient water quality mandated by the Water Quality Control Plan for the Santa Ana River Basin (Basin Plan), and the assessment of Hydraulic Control—a maximum-benefit commitment in the Basin Plan. The data are also used to update and recalibrate Watermaster's computer-simulated groundwater flow model, to understand groundwater flow directions, to compute storage changes, to support interpretations of water quality data, and to identify areas of the basin where recharge and discharge are not in balance.

The current groundwater level monitoring program is comprised of about 1,200 wells. At about 1,000 of these wells, water levels are measured by well owners, which include municipal water agencies, the California Department of Toxic Substances Control (DTSC), the Counties, and various private consulting firms. Watermaster collects these water level data at least semi-annually. At the remaining 200 wells, water levels are measured by Watermaster staff using manual methods once per month or by using pressure transducers that record data once every 15 minutes. These wells are mainly Agricultural Pool wells or dedicated monitoring wells located south of the 60 freeway.

All groundwater level data are checked and uploaded to a centralized database management system that can be accessed online through HydroDaVEsm. During this reporting period, Watermaster measured about 380 water levels at about 50 private wells and 12 municipal supply wells throughout the Chino Basin and conducted two quarterly downloads of 135 pressure transducers installed in private, municipal, and monitoring wells. Additionally, Watermaster compiled all available groundwater-level data from well owners in the basin for the April 2019 to October 2019 period.



Watermaster Staff Measuring Groundwater Level

Groundwater Quality Monitoring

Watermaster initiated a comprehensive groundwater quality monitoring program in which the obtained data may be used for: the biennial State of the Basin report, the triennial ambient water quality update, the demonstration of Hydraulic Control, monitoring nonpoint-source groundwater contamination and plumes associated with point-source discharges, and assessing the overall health of the groundwater basin. Groundwater quality data are also used in conjunction with numerical models to assist Watermaster and other parties in evaluating proposed salinity management and groundwater remediation strategies. The details of the groundwater quality monitoring programs as of fiscal year 2019/20 are described below.

Chino Basin Data Collection (CBDC). Watermaster routinely and proactively collects groundwater quality data from well owners, such as municipal producers and government agencies. Groundwater quality data are also obtained from special studies and monitoring that takes place under the orders of the Santa Ana Regional Water Quality Control Board (Regional Board)—such as for landfills and other groundwater quality investigations, the DTSC, the US Geological Survey (USGS), and others. These data are collected from well owners and monitoring entities at least twice per year. Data is collected for about 800 wells as part of the CBDC program. During this reporting period, Watermaster compiled data collected for the CBDC program for the January to June 2019 period.

Optimum Basin Management Program

Program Element 1: Develop and Implement a Comprehensive Monitoring Program (Continued)

Watermaster Field Groundwater Quality Monitoring Programs. Watermaster continues to sample privately owned wells and its own monitoring wells on a routine basis as follows:

1. *Private Wells.* About 80 private wells, located predominantly in the southern portion of the basin, are sampled at various frequencies based on their proximity to known point-source contamination plumes. Seven wells near contaminant plumes are sampled on an annual basis, and the remaining 72 wells are sampled on a triennial basis.
2. *Watermaster Monitoring Wells.* Watermaster collects groundwater quality samples from a total of 21 multi-nested monitoring wells located throughout the Chino Basin. These nested wells include nine HCMP monitoring well sites constructed to support the demonstration of Hydraulic Control in the southern Chino Basin, nine sites constructed to support the PBHSP in the Prado Basin region, and three sites that fill spatial data gaps near contamination plumes in MZ-3. Each nested well site contains up to four wells in the borehole. Additionally, Watermaster samples one single-casing well in MZ-3. Currently, the HCMP and MZ-3 wells are sampled annually, and the PBHSP wells, at two locations, are sampled quarterly.
3. *Other wells.* Watermaster collects quarterly samples from four near-river wells to characterize the interaction of the Santa Ana River and groundwater. These shallow wells along the Santa Ana River consist of two former USGS National Water Quality Assessment Program wells (Archibald 1 and Archibald 2) and two Santa Ana River Water Company wells (well 9 and inactive well 11).

During this reporting period, Watermaster collected 79 groundwater quality samples from 71 wells and sent to Eurofins Eaton Analytical Laboratory for analysis. At 39 monitoring wells the one-time addition for the analysis of the emerging compounds PFAS and 1,4-dioxane was included as part of the laboratory analysis. All groundwater quality data are checked by Watermaster staff and uploaded to a centralized database management system that can be accessed online through HydroDaVEsm.

Groundwater Production Monitoring

As of the end of this reporting period, there were a total of 483 producing wells, 273 of which were for agricultural uses. The decrease in agricultural wells are mainly attributable to urbanization and development. Many of the remaining active agricultural production wells are metered which Watermaster reads on a quarterly basis. Meter reads and production data are then entered into Watermaster's relational database, which can be accessed online through HydroDaVEsm.

Surface Water Monitoring in the Santa Ana River

Watermaster collects grab water quality samples at two sites along the Santa Ana River (Santa Ana River at River Road and Santa Ana River at Etiwanda) on a quarterly basis. Along with the data collected at the four wells near the Santa Ana River, these data are used to characterize the interaction between the Santa Ana River and nearby groundwater. During this reporting period, Watermaster collected four surface water quality samples.

Prado Basin Habitat Sustainability Program (PBHSP)

Mitigation Measure 4.4-3 from the Peace II SEIR requires that Watermaster and the IEUA, in collaboration with the OCWD, form a committee, the PBHSC, and develop and implement an Adaptive Management Plan for the PBHSP. The PBHSC is open to all interested participants, including the Watermaster Parties, IEUA member agencies, the OCWD, and other interested stakeholders. The objective of the PBHSP is to ensure that riparian habitat in the Prado Basin is not adversely impacted by the implementation of Peace II activities. Currently, the PBHSP consists of a monitoring program and annual reporting on the results of the monitoring program. The monitoring program includes an assessment of the riparian habitat and all factors that could potentially impact the riparian habitat, including those factors affected by Peace II activities, such as changes in groundwater levels. Sixteen monitoring wells at nine sites were constructed in 2015 to support the PBHSP. Two existing wells are also monitored as part of the PBHSP. The PBHSC developed the Adaptive Management Plan of the PBHSP to describe an initial monitoring program and a process to modify the monitoring program and/or implement mitigation strategies, as necessary.



Santa Ana River

Optimum Basin Management Program

Program Element 1: Develop and Implement a Comprehensive Monitoring Program (Continued)

During the reporting period, Watermaster performed the following tasks:

- Conducted the groundwater monitoring program, which included the quarterly download of transducers that measure groundwater levels at 18 PBHSP monitoring wells, and quarterly groundwater quality sampling at four PHBSP monitoring wells in two locations.
- Conducted the surface water monitoring program, which included: the purchase and installation of probes that measure EC, temperature, and level at two surface water sites; quarterly download of probes at the two site; quarterly water quality sampling at two sites; and the collection of surface-water quality and daily discharge data for POTWs and USGS stream gage locations tributary to Prado Basin for water year 2019.
- Collected climatic data near Prado Basin for water year 2019.
- Collected and reviewed the following riparian habitat monitoring data:
 - Normalized Difference Vegetation Index (NDVI) remote sensing data collected from Landsat satellites for water year 2019.
 - Performed a custom flight to collect a high-resolution air photo for 2019 of the Prado Basin region. This was cost shared with the OCWD.

Chino Basin Groundwater Recharge Monitoring Program

Watermaster, the IEUA, the Chino Basin Water Conservation District, and the San Bernardino County Flood Control District jointly sponsor the Chino Basin Groundwater Recharge Program. This is a comprehensive water supply program to enhance water supply reliability and improve groundwater quality in local drinking water wells by increasing the recharge of storm, imported, and recycled waters. The recharge program is regulated under Regional Board Order No. R8-2007-0039 and Monitoring and Reporting Program No. R8-2007-0039.

Watermaster and the IEUA measure the quantity of storm and supplemental water that enters recharge basins using pressure transducers or staff gauges. Staff also collect weekly water quality samples from recharge basins actively recharging recycled water and from lysimeters installed within those recharge basins. Imported water quality data for State Water Project water are obtained from the Metropolitan Water District of Southern California (MWDSC) and recycled water quality data for RP-1 and RP-4 treatment plant effluents are obtained from the IEUA. Combining measured flow data with respective water quality data enables the calculation of the blended water quality of the recharge sources in each recharge basin and the assessment of adequate dilution of recycled water, as required by the recycled water recharge permits held with the Division of Drinking Water (DDW). The recharge measurements are also used to estimate the New Yield to the Chino Basin due to recharge activities.

Monitoring Activities. During this reporting period, the IEUA performed its ongoing monitoring program to measure and record recharge volumes and to collect stormwater quality samples pursuant to its permit requirements. Also, during this reporting period, approximately 149 recharge basin and lysimeter samples were collected for water quality analysis, and 58 recycled water samples were collected for alternative water quality monitoring plans. Monitoring wells located downgradient of the recharge basins were sampled, at a minimum, on a quarterly basis and some monitoring wells were sampled more frequently during the reporting period for a total of 84 samples.

Reporting. Watermaster and the IEUA completed the following compliance reports concerning the recharge program during the reporting period:

- 2Q-2019 Quarterly Report, submitted to the Regional Board – August 2019
- 3Q-2019 Quarterly Report, submitted to the Regional Board – November 2019

Ground Level Monitoring

To address the historical occurrence of land subsidence and ground fissuring in the Chino Basin, Watermaster prepared and submitted a subsidence management plan (known as the MZ-1 Plan) to the Court for approval, and in November 2007, the Court ordered its implementation (see Program Element 4 in this report for more on MZ-1 Plan implementation). The MZ-1 Plan required several monitoring and mitigation measures to minimize or abate the future occurrence of land subsidence and ground fissuring. These

Optimum Basin Management Program

Program Element 1: Develop and Implement a Comprehensive Monitoring Program (Continued)

measures and activities included:

- Continuing the scope and frequency of monitoring within the so-called Managed Area that was conducted during the period when the MZ-1 Plan was being developed.
- Expanding the monitoring of the aquifer system and ground level movement into other areas of MZ-1 and the Chino Basin where data indicate concern for future subsidence and ground fissuring (Areas of Subsidence Concern).
- Monitoring of horizontal strain across the historical zone of ground fissuring.
- Conducting additional testing and monitoring to refine the MZ-1 Guidance Criteria for subsidence management (e.g. the Long-Term Pumping Test).
- Developing alternative pumping plans for the MZ-1 producers impacted by the MZ-1 Plan.
- Constructing and testing a lower-cost cable extensometer facility at Ayala Park.
- Evaluating and comparing ground level surveying and Interferometric Synthetic Aperture Radar (InSAR) and recommending future monitoring protocols for both techniques.
- Conducting an aquifer storage recovery (ASR) feasibility study at a City of Chino Hills production well within the MZ-1 Managed Area (Well 16).

Since the initial MZ-1 Plan was adopted in 2007, Watermaster has conducted the annual Ground Level Monitoring Program (GLMP). The main results of the GLMP are that very little permanent land subsidence has occurred in the MZ-1 Managed Area, indicating that subsidence is being successfully managed in this area, and land subsidence has been occurring in Northwest MZ-1. One concern is that subsidence in Northwest MZ-1 has occurred differentially across the San Jose Fault, following the same pattern of differential subsidence that occurred in the MZ-1 Managed Area during the time of ground fissuring.

Based on these observations, Watermaster determined that the subsidence management plan needed to be updated to include a Subsidence Management Plan for Northwest MZ-1 with the long-term objective of minimizing or abating the occurrence of the differential land subsidence. Thus, Watermaster expanded the GLMP into Northwest MZ-1 and prepared an updated Chino Basin Subsidence Management Plan, which included the Work Plan to Develop a Subsidence Management Plan for Northwest MZ-1 (Work Plan) as an appendix.

During this reporting period, Watermaster undertook the following Chino Basin Subsidence Management Plan activities:

- Continued high-resolution water level monitoring at wells within the Managed Area and within the Areas of Subsidence Concern. All monitoring equipment is inspected at least quarterly and is repaired and/or replaced as necessary. The data collected were checked and analyzed to assess the functionality of the monitoring equipment and for compliance with the Chino Basin Subsidence Management Plan.
- Performed monthly routine maintenance, data collection, and verification at the Ayala Park and Chino Creek extensometer facilities.
- Continued implementation of the Work Plan:
 - Collected, processed, and checked groundwater level data and production data from wells in Northwest MZ-1 on a monthly basis.
 - Cascade Environmental, Inc. (Cascade) drilled and constructed the Pomona Extensometer facility's two dual-nested piezometers. Fabrication of the Pomona Extensometer facilities cable extensometer components were completed in late December 2019. Installation of the cable extensometer components is expected to begin in February 2020.

Optimum Basin Management Program

Program Element 2: Develop and Implement a Comprehensive Recharge Program

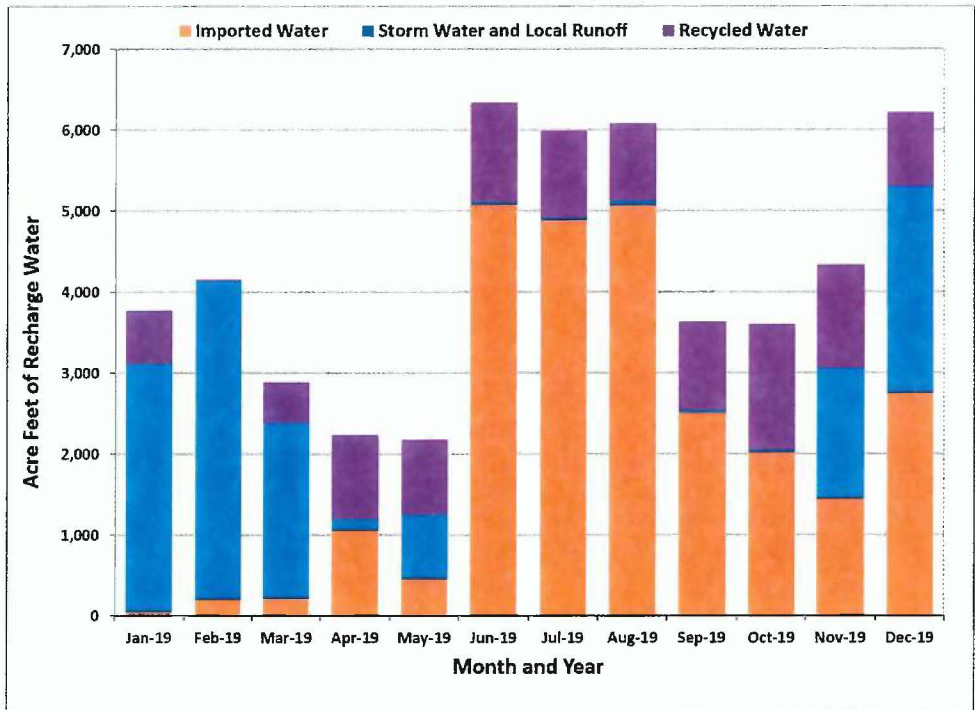
The objectives of the comprehensive recharge program include enhancing the yield of the Chino Basin through the development and implementation of a Recharge Master Plan to improve, expand, and construct recharge facilities that enable the recharge of storm, recycled, and imported waters; ensuring a balance of recharge and discharge in the Chino Basin management zones; and ensuring that sufficient storm and imported waters are recharged to comply with the recycled water dilution requirements in Watermaster and the IEUA's recycled water recharge permits.

Pursuant to Program Element 2 of the OBMP, Watermaster and the IEUA partnered with the San Bernardino County Flood Control District and the Chino Basin Water Conservation District to construct and/or improve eighteen recharge sites. This project is known as the Chino Basin Facilities Improvement Project (CBFIP). The average annual stormwater recharge of the CBFIP facilities is approximately 10,000 acre-feet per year, the supplemental "wet" water recharge capacity is about 56,600 acre-feet per year, and the in-lieu supplemental water recharge capacity ranges from 17,700 to 49,900 acre-feet per year. In addition to the CBFIP facilities, the Monte Vista Water District has five ASR wells with a demonstrated well injection capacity of 5,500 acre-feet per year. The current total supplemental water recharge capacity ranges from 90,310 to 118,310 acre-feet per year, which is greater than the projected supplemental water recharge capacity required by Watermaster.

In 2008, Watermaster began preparing the 2010 Recharge Master Plan Update (2010 RMPU) pursuant to the December 21, 2007 Court Order (the Peace II Agreement) to complete a Recharge Master Plan Update by July 1, 2010. In October 2010, the Court accepted the 2010 RMPU as satisfying the condition and ordered that certain recommendations of the 2010 RMPU be implemented. In November 2011, Watermaster reported its progress to the Court pursuant to the October 2010 Court Order, and in December 2011, the Court issued an order directing Watermaster to continue with its implementation of the 2010 RMPU per its October 2010 order but with a revised schedule. On December 15, 2011, the Watermaster Board moved to:

"approve that within the next year there will be the completion of [a] Recharge Master Plan Update, there will be the development of an Implementation Plan to address balance issues within the Chino Basin subzones, and the development of a Funding Plan, as presented."

This motion led to the development of an update to the 2010 RMPU, and in 2012, Watermaster staff sent out a "call for projects" to the Watermaster Parties, seeking their recommendations for recharge improvement projects that should be considered in the update. The 2013 Amendment to the 2010 Recharge Master Plan Update (2013 RMPU) outlines the recommended projects to be implemented by Watermaster and the IEUA and lays out the implementation and financing plans. The 2013 RMPU report was approved by the Watermaster Board in September 2013 and filed with the Court in October 2013. In December 2013, the Court approved the 2013 RMPU except for Section 5, which dealt with the accounting for new recharge from Municipal Separate Stormwater Sewer Systems; Section 5 was later approved by the Court in April 2014.



In September 2018, Watermaster completed the 2018 Recharge Master Plan Update (2018 RMPU) and submitted it to the Court in October 2018. On December 28, 2018, the Court approved the 2018 RMPU. The next Recharge Master Plan Update will be performed no later than October 2023.

¹The modifier "wet" means actual physical water is being recharged in spreading basins as opposed to the dedication of water from storage or in-lieu recharge.

Optimum Basin Management Program

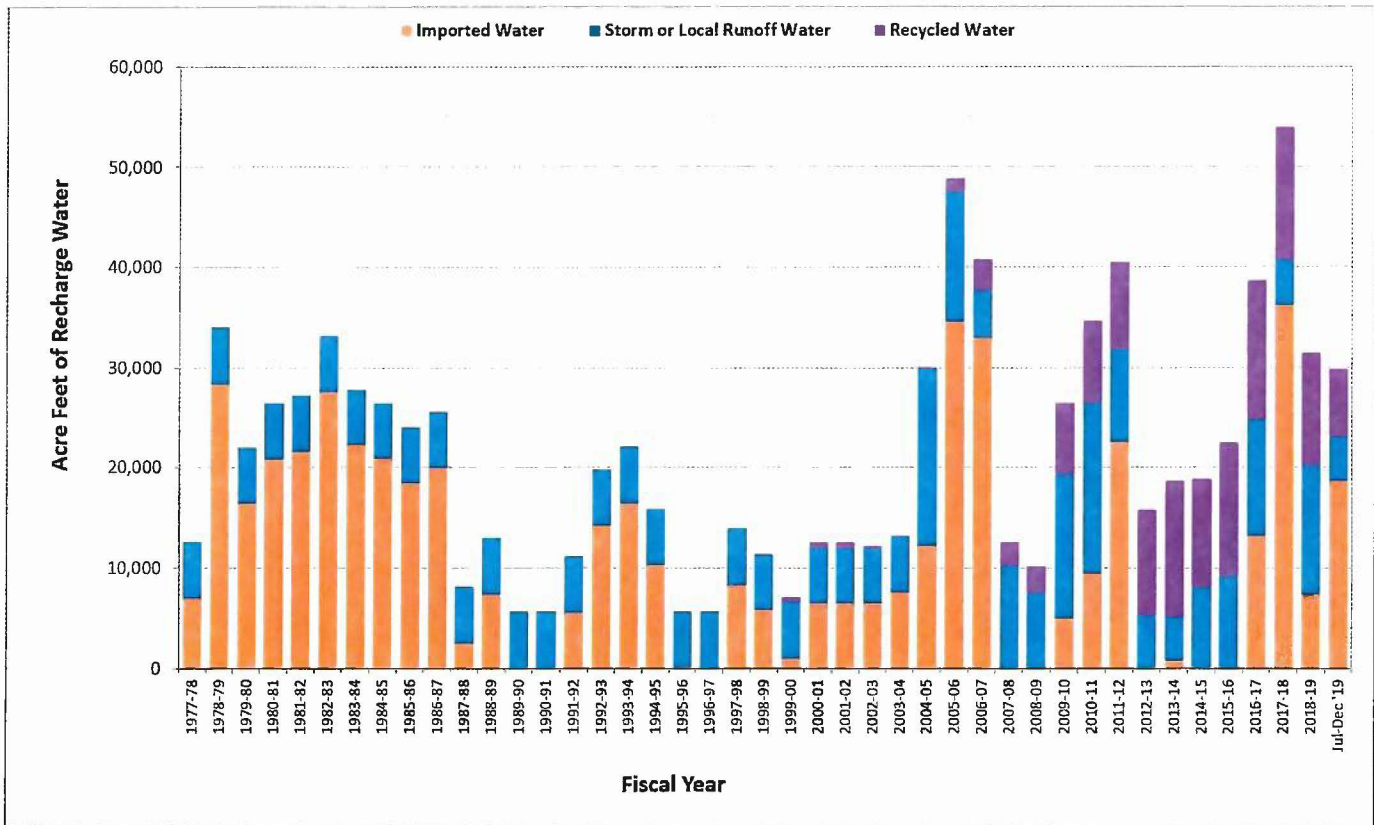
Program Element 2: Develop and Implement a Comprehensive Recharge Program (Continued)

2013 RMPU Implementation. Watermaster and the IEUA are continuing to carry out the October 2013 Court Order, which authorizes them to implement the 2013 RMPU. Construction of the San Sevaine Basin improvements was completed in September 2018 and the construction of the Victoria Basin improvements was completed in December 2018. During this reporting period, the IEUA Board approved and authorized the contract award for the construction of the for Lower Day Basin. The design plans and specifications are being finalized, and required permits are being obtained for the Wineville/Jurupa/RP3 Basins and Montclair Basins.

Additionally, Watermaster and the IEUA continued to develop a series of projects outside of the 2013 RMPU effort that will increase and/or facilitate stormwater and supplemental water recharge and have jointly funded these projects, including monitoring upgrades and habitat conservation. Watermaster’s share of the cost of these projects was included in the budget adopted by Watermaster for fiscal year 2018/19.

The Recharge Improvements Project Committee met quarterly on the progress of implementing the 2013 RMPU Projects and other recharge-related projects.

Recharge for Dilution of Recycled Water. In fiscal year 2009/10, Watermaster and the IEUA’s recharge permit was amended to allow for existing underflow dilution and extended the period for calculating dilution from a running 60-month to a running 120-month period. Additionally, the IEUA has worked with the DDW to obtain approval to increase the allowable recycled water contribution (RWC) at wells to 50 percent. These permit amendments allow for increased recycled water recharge without having to increase the amount of imported and storm waters required for dilution. The IEUA projects its dilution requirements as part of its annual reporting to the DDW. Based on the latest Annual Report (May 2019), the IEUA projects that dilution requirements will be met through 2029 even if no imported water is available for dilution.

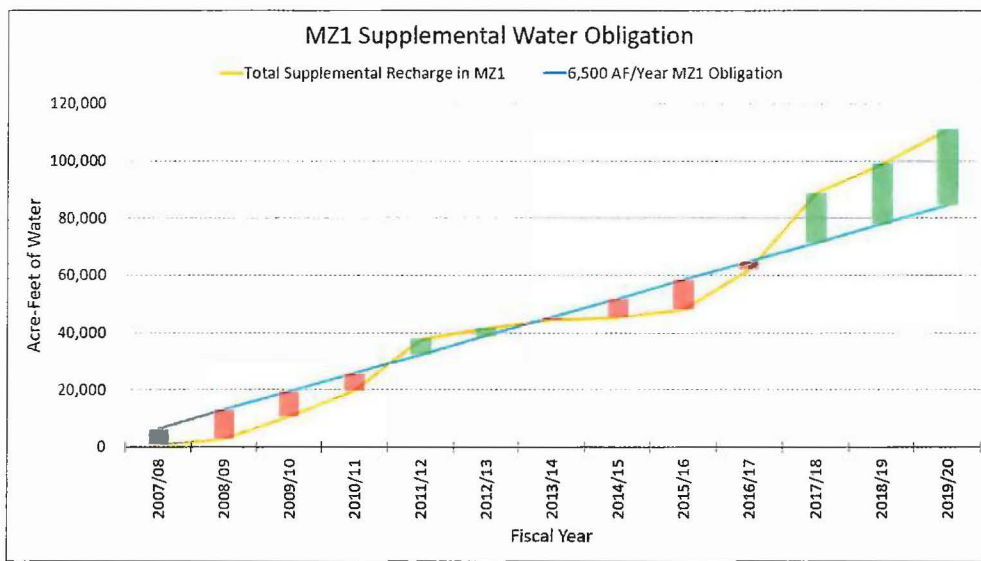


Recharge Activities. During this reporting period, ongoing recycled water recharge occurred in the Brooks, 7th Street, 8th Street, Ely, Turner, RP-3, Declez, Hickory, Banana, and Victoria Basins; stormwater was recharged at 18 recharge basins across all Chino Basin

Optimum Basin Management Program

Program Element 2: Develop and Implement a Comprehensive Recharge Program (Continued)

management zones; and imported water was recharged at the Upland, College Heights, Montclair, Brooks, 7th Street, 8th Street, Ely, Lower Day, Etiwanda, Victoria, San Sevaine, Jurupa, Hickory, and RP3 Basins, and through the Monte Vista Water District's ASR wells. Watermaster and the IEUA recharged a total of 29,838 acre-feet of water: 4,328 acre-feet of stormwater, 6,834 acre-feet of recycled water, and 18,676 acre-feet of imported water.



Balance of Recharge and Discharge in MZ-1. The total amount of supplemental water recharged in MZ-1 since the Peace II Agreement through December 30, 2019 was approximately 111,118 acre-feet, which is about 26,618 acre-feet more than the 84,500 acre-feet required by June 30, 2020 (annual requirement of 6,500 acre-feet). The amount of supplemental water recharged into MZ-1 during the reporting period was approximately 12,035 acre-feet.

Program Element 3: Develop and Implement Water Supply Plan for the Impaired Areas of the Basin; and Program Element 5: Develop and Implement Regional Supplemental Water Program

As stated in the OBMP, “the goal of Program Elements 3 and 5 is to develop a regional, long range, cost effective, equitable, water supply plan for producers in the Chino Basin that incorporates sound basin management.” One element of the water supply plan is the development of a way to replace the decline in groundwater production to prevent significant amounts of degraded groundwater from discharging to the Santa Ana River and violating the Basin Plan. Replacing the decline in agricultural groundwater production will mitigate the reduction of the Safe Yield of the basin and allow for more flexibility in the basin’s supplemental water supplies if the produced groundwater is treated. This is achieved through the operation of the Chino Basin Desalter facilities, which comprise a series of wells and treatment facilities in the southern Chino Basin that are designed to replace the decline in production of the agricultural groundwater producers and to treat and serve this groundwater to various Appropriative Pool members.

The Chino I Desalter Expansion and the Chino II Desalter facilities were completed in February 2006. As currently configured, the Chino I Desalter produces about 13,500 acre-feet of groundwater per year (12.1 million gallons per day [MGD]) at 15 wells (I-1 through I-15). This water is treated through air stripping (volatile organic compound [VOC] removal), ion exchange (nitrate removal), and/or reverse osmosis (for nitrate and TDS removal). The Chino II Desalter produces about 15,800 acre-feet of groundwater per year (14.1 MGD) at eight wells (II-1 through II-4 and II-6 through II-9). This water is treated through ion exchange and/or reverse osmosis. Development and planning continue between the CDA and Watermaster to expand the production and treatment capacity of the Chino Desalters by about 10,500 acre-feet per year (9.5 MGD). More than \$77 million in grant funds have been secured toward this expansion.

The most recently completed expansion project included the construction of five wells for the new Chino Creek Well Field (CCWF); wells I-16, I-17, I-18, I-20, and I-21. These wells were constructed to meet the Hydraulic Control commitment associated with the

Optimum Basin Management Program

Program Element 3: Develop and Implement Water Supply Plan for the Impaired Areas of the Basin; and Program Element 5: Develop and Implement Regional Supplemental Water Program (Continued)

maximum benefit (see the Program Element 7 update in this status report) and provide additional raw water to the Chino I Desalter. Production began at wells I-16 and I-17 in mid-2014 and at wells I-20 and I-21 in early 2016. Production at well I-17 ceased in late 2017 due to 1,2,3-trichloropropane (1,2,3-TCP) concentrations in excess of the newly adopted maximum contaminant level (MCL). Well I-18 is not planned for operation by the CDA due to high concentrations of VOCs.

The current expansion project includes adding three additional desalter wells. Wells II-10, II-11, and II-12 to provide additional raw water to the Chino II Desalter to meet the maximum-benefit commitment to produce a total of 40,000 acre-feet per year from the combined desalter well fields. These wells will also be utilized as part of the remediation action plan to clean up the South Archibald Plume (see the Program Element 6 update in this status report). Construction of wells II-10 and II-11 was completed in late-2015, equipping of the wells was completed in August 2018, and production at the wells commenced soon after.

Construction of well II-12 and a nearby monitoring well began in 2019 and is expected to be completed by 2020. The construction of a dedicated pipeline to convey groundwater from wells II-12, II-10, II-11, and the existing I-11 to the Chino II Desalter is in process. The overall project is anticipated to be operational by 2020.

During this reporting period, the CDA completed the construction of a monitoring well near the proposed location of well II-12.

Program Element 4: Develop and Implement a Comprehensive Groundwater Management Plan for Management Zone 1

Because of the historical occurrence of pumping induced land subsidence and ground fissuring in southwestern Chino Basin (Managed Area), the OBMP required the development and implementation of an Interim Management Plan (IMP) for MZ-1 that would:

- Minimize subsidence and fissuring in the short-term.
- Collect the information necessary to understand the extent, rate, and mechanisms of subsidence and fissuring.
- Formulate a management plan to reduce to tolerable levels or abate future subsidence and fissuring.

From 2001-2005, Watermaster developed, coordinated, and conducted an IMP under the guidance of the MZ-1 Technical Committee (referred to now as the Ground-Level Monitoring Committee or GLMC). The investigation provided enough information for Watermaster to develop Guidance Criteria for the MZ-1 producers in the investigation area that, if followed, would minimize the potential for subsidence and fissuring during the completion of the MZ-1 Plan. The Guidance Criteria included a listing of Managed Wells and their owners subject to the criteria, a map of the so-called Managed Area, and an initial threshold water level (Guidance Level) of 245 feet below the top of the PA-7 well casing. The MZ-1 Summary Report and the Guidance Criteria were adopted by the Watermaster Board in May 2006. The Guidance Criteria formed the basis for the MZ-1 Plan, which was approved by Watermaster in October 2007. The Court approved the MZ-1 Plan in November 2007 and ordered its implementation. Watermaster has implemented the MZ-1 Plan since that time, including the ongoing Ground-Level Monitoring Program (GLMP) called for by the MZ-1 Plan (refer to Program Element 1 update, see above).

The MZ-1 Plan states that if data from existing monitoring efforts in the so-called Areas of Subsidence Concern indicate the potential for adverse impacts due to subsidence, Watermaster will revise the MZ-1 Plan pursuant to the process outlined in Section 3 of the MZ-1 Plan. In early 2015, Watermaster prepared an update to the MZ-1 Plan, which included a name change to the *2015 Chino Basin Subsidence Management Plan* and a *Work Plan to Develop the Subsidence Management Plan for Northwest MZ-1* (Work Plan) as an appendix. The Chino Basin Subsidence Management Plan and the Work Plan were adopted through the Watermaster Pool process in July 2015.

The data, analysis, and reports generated through the implementation of the MZ-1 Plan, Chino Basin Subsidence Management Plan, and Work Plan are reviewed and discussed by the GLMC, which meets on a periodic basis throughout the year. The GLMC is open to all interested participants, including the Watermaster Parties and their consultants. During this reporting period, Watermaster undertook the following data analysis and reporting tasks:

Optimum Basin Management Program

Program Element 4: Develop and Implement a Comprehensive Groundwater Management Plan for Management Zone 1 (Continued)

- Conducted a GLMC meeting on August 22, 2019 to review the planned activities of the Ground Level Monitoring Program for FY 2019/20.
- Conducted a GLMC meeting on September 26, 2019 to review the *draft 2018/19 Annual Report of the Ground-Level Monitoring Committee*.
- Finalized the *2018/19 Annual Report of the Ground-Level Monitoring Committee* and submitted the report to Watermaster in November 2019.

Program Element 6: Develop and Implement Cooperative Programs with the Regional Water Quality Control Board, Santa Ana Region and Other Agencies to Improve Basin Management

Program Elements 6 and 7 are necessary to address the water quality management problems in the Chino Basin. During the development of the OBMP, it was identified that Watermaster did not have sufficient information to determine whether point and non-point sources of groundwater contamination are being adequately addressed, including the various Chino Basin contaminant plumes. With the Regional Board and other agencies, Watermaster has worked to address the following major point source contaminant plumes in the Chino Basin:

South Archibald Plume

In July 2005, the Regional Board prepared draft Cleanup and Abatement Orders (CAOs) for six parties who were tenants on the Ontario Airport with regard to the South Archibald TCE Plume. The draft CAOs required the parties to “submit a work plan and time schedule to further define the lateral and vertical extent of the TCE and related VOCs that are discharging, have been discharged, or threaten to be discharged from the site” and to “submit a detailed remedial action plan, including an implementation schedule, to cleanup or abate the effects of the TCE and related VOCs.” Four of the six parties (Aerojet-General Corporation, The Boeing Company, General Electric, and Lockheed Martin) voluntarily formed a group known as ABGL to work jointly on a remedial investigation. Northrop Grumman declined to participate in the group. The US Air Force, in cooperation with the US Army Corps of Engineers, funded the installation of one of the four clusters of monitoring wells installed by the ABGL Parties.

In 2008, Regional Board staff conducted research pertaining to the likely source of the TCE contamination and identified discharges of wastewater that may have contained TCE to the RP-1 treatment plant and associated disposal areas as a potential source. The Regional Board identified several industries, including some previously identified tenants of the Ontario Airport property, that likely used TCE solvents before and during the early-1970s, and discharged wastes to the Cities of Ontario and Upland’s sewage systems and subsequently to the RP-1 treatment plant and disposal areas. In 2012, an additional Draft CAO was issued by the Regional Board jointly to the City of Ontario, City of Upland, and IEUA as the previous and current operators of the RP-1 treatment plant and disposal area (collectively, the RP-1 Parties). In part, the draft CAOs require that RP-1 Parties “supply uninterrupted replacement water service [...] to all residences south of Riverside Drive that are served by private domestic wells at which TCE has been detected at concentrations at or exceeding 5 µg/L [...]” and to report this information to the Regional Board. In addition, the RP-1 Parties are to “prepare and submit [a] [...] feasibility study” and “prepare, submit and implement the Remedial Action Plan” to mitigate the “effects of the TCE groundwater plume.”

Under the Regional Board’s oversight, the ABGL Parties and/or the RP-1 Parties conducted sampling at private residential wells and taps approximately every two years (2007-2008, 2009, 2011, 2013-2014) in the region where groundwater is potentially contaminated with TCE. By 2014, all private wells and/or taps in the region of the plume had been sampled at least once since 2007. Alternative water systems (tanks) have been installed at residences in the area where well or tap water contains TCE at or above 80% of the MCL for TCE. Residents who declined tank systems are being provided bottled water. Watermaster also routinely samples for water quality at private wells in the area and uses data obtained from this monitoring to delineate the spatial extent of the plume. The most recent characterization of the plume completed by Watermaster was in June 2019 for the *2018 State of the Basin Report*. In October of this reporting period, Watermaster prepared a semi-annual status report on the South Archibald plume for Watermaster Parties.

In July 2015, the RP-1 Parties completed the Draft Feasibility Study Report for the South Archibald Plume (Feasibility Study). The Feasibility Study established cleanup objectives for both domestic water supply and plume remediation and evaluated alternatives to accomplish these objectives. In November 2015, a revised Draft Feasibility Study, Remedial Action Plan, and Responses to Comments

Optimum Basin Management Program

Program Element 6: Develop and Implement Cooperative Programs with the Regional Water Quality Control Board, Santa Ana Region and Other Agencies to Improve Basin Management (Continued)

were completed to address input from the public, the ABGL, and others. In September 2016, the Regional Board issued the Final CAO R8-2016-0016 collectively to the RP-1 Parties and the ABGL Parties. The Final CAO was adopted by all parties in November 2016, thus approving the preferred plume remediation and domestic water supply alternatives identified in the Remedial Action Plan. The parties also reached a settlement agreement that aligns with the Final CAO and authorizes funding to initiate implementation of the plume remediation alternative.

The plume remediation alternative involves the use of existing and proposed CDA production wells and facilities. The RP-1 Parties reached a Joint Facility Development Agreement with the CDA for the implementation of a project designed to remediate the South Archibald Plume. The proposed project, termed the Chino Basin Improvement and Groundwater Clean-up Project, includes the operation of three new CDA desalter wells (II-10, II-11, and II-12) and a dedicated pipeline connecting the three wells and the existing CDA well I-11 to the Desalter II treatment facility. Construction of two of the three wells were completed and became operational in 2018. In July 2018, the Regional Board approved an extension of imposed project deadlines in the Final CAO R8-2016-0016 for the RP-1 Parties. The deadlines included: (1) a well II-12 design report and its construction completed by September 2019 and July 2020 respectively; (2) a dedicated pipeline design report for the remaining portion of the pipeline and its construction completed by December 2018 and April 2020 respectively; and (3) a decarbonator modification design report and its construction completed by July 2019 and February 2020 respectively. During this reporting period: the CDA submitted to the RWQCB the 100% design plan for well II-12 and the 90% design plan for the raw water pipeline; the CDA completed the construction of a monitoring well near the location of well II-12; and the Regional Board provided comments on all of the design plans for well II-12 and the raw water pipeline. In addition, the RP-1 Parties and the CDA continued coordinating with the Regional Board to prepare the *Monitoring and Reporting Plan the Chino Basin Improvement and Groundwater Clean-up Project*.

The domestic water supply alternative for the private residences affected by TCE groundwater contamination is a hybrid between the installation of tank systems for some residences, where water is delivered from the City of Ontario potable supply via truck deliveries, and the installation of a temporary pipeline to connect some residences to the City of Ontario potable water system. The Cities of Ontario and Upland have assumed responsibility for implementing the domestic water supply alternative. In February 2017, the Cities of Ontario and Upland submitted the Domestic Water Supply Work Plan to the Regional Board to outline the approach to monitoring and supplying alternative water supplies for affected residences. During this reporting period the City of Ontario conducted the third annual water supply sampling event at private residences in October and November 2019 pursuant to the Domestic Water Supply Plan.

Chino Airport Plume

In 1990, the Regional Board issued CAO No. 90-134 to the County of San Bernardino, Department of Airports (County) to address groundwater contamination originating from Chino Airport. During 1991 to 1992, ten underground storage tanks and 310 containers of hazardous waste were removed, and 81 soil borings were drilled and sampled on the airport property. From 2003 to 2005, nine onsite monitoring wells were installed and used to collect groundwater quality samples. In 2007, the County conducted its first offsite monitoring effort, and in 2008, the Regional Board issued CAO No. R8-2008-0064, requiring the County to define the lateral and vertical extent of the plume and prepare a remedial action plan. From 2009 to 2012, Tetra Tech, consultant to the County, conducted several off-site plume characterization studies to delineate the areal and vertical extent of the plume and constructed 33 offsite monitoring wells. From 2013 to early-2015, Tetra Tech conducted an extensive investigation of several areas identified for additional characterization of soil and groundwater contamination; at the conclusion of this work, they constructed an additional 33 groundwater monitoring wells on and adjacent to the airport property. In August 2016, the County completed a Draft Feasibility Study to identify remedial action objectives and evaluate remediation alternatives for mitigation. In January 2017, the Regional Board issued CAO R8-2017-0011, which requires the County to prepare a Final Feasibility Study that incorporates comments from the Regional Board and to prepare, submit, and implement a Remedial Action Plan. The County submitted a Final Feasibility Study for Chino Airport on June 6, 2017, and it was approved by the Regional Board on June 7, 2017. On December 18, 2017, the County submitted the *Draft Interim Remedial Action Plan* for public review and comment through April 2018. The preferred remediation alternative is a groundwater pump-and-treat system to provide hydraulic containment and treatment of both the West and the East Plumes, originating from Chino Airport. The system consists of ten extraction wells that combined will produce approximately 900 gallons per minute of groundwater for onsite treatment using carbon adsorption. The system may also utilize CDA wells I-17 and I-18. Once treated, the preferred option is to discharge the treated groundwater to the CDA's Chino-I Desalter influent pipeline via a newly constructed pipeline. Currently the County is in discussions with the CDA to discharge the treated water from the extraction system to the CDA's influent pipeline.

Optimum Basin Management Program

Program Element 6: Develop and Implement Cooperative Programs with the Regional Water Quality Control Board, Santa Ana Region and Other Agencies to Improve Basin Management (Continued)

In late 2018, Watermaster used the Chino Basin groundwater flow model to analyze how increased groundwater production for the remedial solution from the ten new well clusters and CDA wells I-17 and I-18 will affect groundwater levels within the vicinity. Watermaster has commitments to this area to maintain Hydraulic Control and to avoid impacts to the groundwater dependent habitat in the Prado Basin. Watermaster completed the modeling and prepared a technical memorandum to describe the results, which concluded operation of the remedial solution would improve Hydraulic Control in this area.

In 2018, the County constructed five production wells and 12 nearby piezometers at well clusters in both the East and West plumes to conduct aquifer pumping tests. The County also constructed eleven new monitoring wells at five locations to assist with the delineation of the plume. During this reporting, the Regional Board provided response on the *Interim Remedial Action Plan* to the County in September 2019.

The County conducts quarterly and/or annual monitoring events at all 86 of their monitoring wells constructed to date. The conclusions from this monitoring program can be found in reports posted on the Regional Board's GeoTracker website. Watermaster also routinely samples for water quality at private and monitoring wells in the area and uses this and other data obtained from its data collection programs to independently delineate the spatial extent of the plume. Watermaster completed its most recent characterization of the plume in June 2019 for the *2018 State of the Basin Report*. In October of this reporting period, Watermaster prepared a semi-annual status report on the Chino Airport Plume for Watermaster Parties. And, the County submitted, to the Regional Board, a *Semiannual Groundwater Monitoring Report Winter and Spring 2019 Chino Airport Groundwater Assessment, San Bernardino County, California*, and *Work Plan for Installation of Monitoring Wells*.

Other Water Quality Issues

Watermaster continues to track the monitoring programs and mitigation measures associated with other point sources in the Chino Basin, including: Alumax Aluminum Recycling, Alger Manufacturing Facility, the Former Crown Coach Facility, General Electric Test Cell and Flatiron, Former Kaiser Steel Mill, Milliken Landfill, Upland Landfill, and the Stringfellow National Priorities List sites. During this reporting period, Watermaster prepared annual status reports for the GE Test Cell, GE Flatiron, Milliken Landfill, California Institution for Men, Stringfellow Plumes, and the former Kaiser Steel Mill site.

In June 2019, Watermaster completed updated delineations of the extent of the VOC plumes for the GE Test Cell, GE Flatiron, Milliken Landfill, and so-called Pomona VOC Plumes as part of the *2018 Chino Basin OBMP State of the Basin Report*.

Program Element 7: Develop and Implement a Salt Management Program

Maximum Benefit Salinity Management Plan

In January 2004, the Regional Board amended the Basin Plan to incorporate an updated total dissolved solids (TDS) and nitrogen (N) management plan. The Basin Plan amendment includes both "antidegradation" and "maximum benefit" objectives for TDS and nitrate-N for the Chino-North and Cucamonga groundwater management zones (GMZs). The maximum benefit objectives allow for the reuse and recharge of recycled water and the recharge of imported water without mitigation; these activities are an integral part of the OBMP. The application of the maximum-benefit objectives is contingent on Watermaster and the IEUA's implementation of specific projects and requirements termed the maximum-benefit commitments. There are a total of nine commitments, and Watermaster and the IEUA report the status of compliance with each commitment to the Regional Board annually in April. Specific details of the commitments and related activities are described below.

Monitoring Programs. Two of the maximum-benefit commitments are to implement surface and groundwater monitoring programs. On April 15, 2005, the Regional Board adopted resolution R8-2005-0064, approving Watermaster and the IEUA's surface and groundwater monitoring programs. These monitoring programs were conducted pursuant to the 2005 work plan until 2012 when the Basin Plan was amended to remove all references to the specific monitoring locations and sampling frequencies required for groundwater and surface water monitoring. The Basin Plan amendment allows for the monitoring programs to be modified over time on a go-forward basis, subject to the approval of the Executive Officer of the Regional Board. The Basin Plan amendment was approved by the Regional Board on February 12, 2012 and by the State Office of Administrative Law on December 6, 2012. In the place of specific monitoring requirements, the Basin Plan amendment required that Watermaster and the IEUA submit a new surface water monitoring program work plan by February 25, 2012 and a new groundwater monitoring program work plan by December 31, 2013. In February 2012, Watermaster and the IEUA submitted, and the Regional Board approved, the new surface water

Optimum Basin Management Program

Program Element 7: Develop and Implement a Salt Management Program (Continued)

monitoring program work plan. In December 2013, Watermaster and the IEUA submitted an updated *Maximum Benefit Monitoring Program Work Plan* (Work Plan) for approval, describing: the questions to be answered by the monitoring program, the methods that will be employed to address each question, the monitoring and data collection that will be performed to implement the methods, and a reporting schedule. The Work Plan was adopted by the Regional Board in April 2014. The monitoring pursuant to the Work Plan is incorporated as part of the groundwater level, groundwater quality, and surface water monitoring programs described in Program Element 1. During this reporting period, Watermaster continued implementing the monitoring programs (see Program Element 1 for details).

Hydraulic Control and Chino Desalters. One of the main maximum-benefit commitments is to achieve and maintain “Hydraulic Control” of the Chino Basin through the operation of the Chino Basin Desalters to protect downstream beneficial uses of the Santa Ana River. The Chino Basin Desalters are required to replace the diminishing agricultural production that previously prevented the outflow of high TDS and nitrate groundwater. Hydraulic Control is defined by the Basin Plan as the elimination of groundwater discharge from the Chino-North GMZ to the Santa Ana River or its reduction to a *de minimus* level. In October 2011, the Regional Board indicated that groundwater discharge from the Chino-North GMZ to the Prado Basin surface water management zone (PBMZ) in an amount less than 1,000 acre-feet per year is considered *de minimus*. Watermaster and the IEUA have demonstrated that complete Hydraulic Control has been achieved at and east of Chino-I Desalter Well 20. The construction and operation of the CCWF (see Program Element 5), which began in 2010, is intended to achieve Hydraulic Control, per the definition above, in the area west of Chino-I Desalter Well 5. And, the 2014 Work Plan states that Watermaster and the IEUA will recalibrate the Chino Basin groundwater flow model every five years and use it to estimate groundwater discharge from the Chino-North GMZ to the PBMZ (i.e. annual underflow past the CCWF) to determine whether Hydraulic Control has been achieved.



Chino Desalter Well CDA II-10

In February 2016, the CCWF commenced full-scale operation with production at wells I-16, I-17, I-20, and I-21. In late 2017, pumping from the CCWF well field declined because well I-17 ceased operation due to the presence of 1,2,3-TCP at concentrations in excess of the newly adopted MCL. In 2020, Watermaster will use its updated and recalibrated groundwater model to estimate the volume of groundwater discharge from the Chino-North GMZ to the PBMZ under the reduced pumping conditions.

Future agricultural groundwater production in the southern part of the basin is expected to continue to decline, necessitating future expansion of the desalters to sustain Hydraulic Control. In a letter dated January 23, 2014, the Regional Board required that by May 31, 2014, Watermaster and the IEUA submit a plan detailing how Hydraulic Control will be sustained in the future as agricultural production in the southern region of Chino-North continues to decrease—specifically, how the Chino Basin Desalters will achieve the required total groundwater production level of 40,000 acre-feet per year. On June 30, 2015, Watermaster and the IEUA submitted a final plan and schedule for the construction and operation of three new desalter wells (II-10, II-11, and II-12). During this reporting period, Watermaster coordinated with the CDA to track the construction progress of the desalter expansion facilities. A full status report on the desalter expansion facilities is described in Program Element 3.

Recycled Water Recharge. The maximum benefit commitments require Watermaster and the IEUA to construct and operate expanded facilities for the recharge of storm and recycled waters and to report on the quality of the individual and combined sources of water used for recharge. Commitment number 7 requires that the use of recycled water for artificial recharge be limited to the amount that can be blended on a volume-weighted basis with other sources of recharge to achieve five-year running average concentrations of no more than the maximum-benefit objectives (420 mg/l for TDS and 5 mg/l for nitrate-nitrogen). This data is compiled and analyzed each year for reporting to the Regional Board. During this reporting period, Watermaster and the IEUA continued their monitoring programs to collect the data required for analysis and reporting to the Regional Board. As of December 2018, the five-year volume-weighted TDS and nitrate-nitrogen concentrations of these three recharge sources were 281 and 2.0 mg/l, respectively. The five-year running averages have never exceeded the Basin Plan limits. The averages as of December 2019 will be computed and reported to the Regional Board in April 2020.

Optimum Basin Management Program

Program Element 7: Develop and Implement a Salt Management Program (Continued)

Recycled Water Quality. Commitment number 6 requires that recycled water quality be managed to ensure that the agency-wide, 12-month running average wastewater effluent quality does not exceed 550 mg/l and 8 mg/l for TDS and total inorganic nitrogen (TIN), respectively. Watermaster and the IEUA must submit a plan and schedule to the Regional Board for the implementation of measures to ensure long-term compliance with these limits when either the 12-month running average IEUA agency-wide effluent TDS concentration exceeds 545 mg/l for three consecutive months or the TIN concentration exceeds 8 mg/l in any one month. During 2015, a historical high 12-month running average IEUA agency-wide effluent TDS concentration of 534 mg/l was calculated for three consecutive months: June, July, and August. This 12-month running average IEUA agency-wide effluent TDS concentration of 534 mg/l was only 11 mg/l below the trigger. In Winter 2015, the increasing trend reversed, and by December 2016, the 12-month running average IEUA agency-wide effluent TDS concentration decreased to 504 mg/l. Through analysis of water supply and wastewater data, Watermaster and the IEUA concluded that drought conditions have a meaningful impact on the short-term TDS concentration of the water supplies available to IEUA agencies and that future droughts similar to the 2012-2016 period could lead to short-term exceedances of the 12-month running average IEUA agency-wide effluent TDS. For this reason, in October 2016, Watermaster and the IEUA petitioned the Regional Board to consider modifying the TDS compliance metric for recycled water to a longer-term averaging period. The Regional Board agreed that an evaluation of the compliance metric was warranted and directed Watermaster and the IEUA to develop a technical scope of work to support the adoption of a longer-term averaging period. The proposed technical scope of work to support a Basin Plan amendment to revise the recycled water compliance metric was submitted to the Regional Board for approval in May 2017, and after approval, the work began in September 2017. During this reporting period, a workshop to review the initial modeling results with Regional Board staff was held in October 2019. During the workshop several changes to the assumptions used in the modeling work were discussed and ultimately directed to proceed. A schedule to complete the technical work (based on the revised assumptions) and the Basin Plan amendment will be finalized in early 2020.

Ambient Groundwater Quality. Commitment number 9 requires that Watermaster and the IEUA recompute ambient TDS and nitrate concentrations for the Chino Basin and Cucamonga GMZs every three years (due by June 30). The recomputation of ambient water quality is performed for the entire Santa Ana River Watershed, and the technical work is contracted, managed, and directed by the Santa Ana Watershed Project Authority's (SAWPA) Basin Monitoring Program Task Force (Task Force). Watermaster and the IEUA have participated in each triennial, watershed-wide ambient water quality determination as members of the Task Force. The most recently completed recomputation, covering the 20-year period from 1996 to 2015, was completed in September 2017. During this reporting period, SAWPA continued the work to perform the 2018 recomputation, covering the 20-year period from 1999 to 2018. As in past efforts, the Watermaster and IEUA are participating in the watershed-wide effort. The work is scheduled to be completed by the June 30, 2020 deadline.

Program Element 8: Develop and Implement a Groundwater Storage Management Program; and Program Element 9: Develop and Implement a Storage and Recovery Program

Groundwater storage is critical to the Chino Basin stakeholders. The OBMP outlines Watermaster's commitments to investigate the technical and management implications of Local Storage Agreements, improve related policies and procedures, and then revisit all pending Local Storage Agreement applications.

The existing Watermaster/IEUA/MWDSC/Three Valleys Municipal Water District Dry Year Yield (DYY) program is the only Storage and Recovery Program that is being implemented in the Chino Basin. By April 30, 2011, all DYY program construction projects and a full "put" and "take" cycle had been completed, leaving the DYY storage account with a zero balance. Another DYY cycle began in June 2017. By December 31, 2019, the volume of groundwater in the DYY program account was 49,477 acre-feet.

Safe Yield Recalculation

The Basin's Safe Yield was initially set by the Judgment at 140,000 acre-feet per year. The Safe Yield was based on the hydrology for the period of 1965 through 1974. Pursuant to the Judgment, the Chino Basin Safe Yield is to be recalculated periodically but not for at least ten years following 1978.

Pursuant to the OBMP Implementation Plan and Watermaster's Rules and Regulations, in year 2010/11 and every ten years thereafter, Watermaster is to recalculate the Safe Yield. The 2011 Safe Yield recalculation began in 2011 and after significant technical and legal process, on April 28, 2017, the Court issued a final order, resetting the Safe Yield to 135,000 acre-feet per year.

Optimum Basin Management Program

Program Element 8: Develop and Implement a Groundwater Storage Management Program; and Program Element 9: Develop and Implement a Storage and Recovery Program (Continued)

In July 2018, Watermaster's Engineer began the technical work necessary for the Safe Yield recalculation for 2020 pursuant to the OBMP Implementation Plan utilizing the approved methodology in the April 28, 2017 Court Order. The Engineer has compiled the necessary data, updated and recalibrated the groundwater-flow model of the basin, and is currently using the model to recalculate the Safe Yield for the period 2020-2030. This recalculation will address the impacts of projected climate change and land subsidence. The schedule calls for recalculation of Safe Yield in early 2020 and for the Safe Yield reset to be filed with Court by June 2020.

Groundwater Storage Management

Addendum to PEIR. The OBMP storage management plan was temporarily revised in March 2017. The original OBMP storage management program consists of managing groundwater production, replenishment, recharge, and storage such that the total storage within the basin would range from a low of 5,300,000 acre-feet to a high of 5,800,000 acre-feet. The following storage related definitions are included in the OBMP Implementation Plan:

- **Operational Storage Requirement** – The Operational Storage Requirement is the storage or volume in the Chino Basin that is necessary to maintain the Safe Yield. (Note: this is an average value with the storage oscillating around this value due to dry and wet periods in precipitation. The Operational Storage Requirement was estimated in the development of the OBMP to be about 5.3 million acre-feet. This storage value was set at the estimated storage in the basin in 1997.)
- **Safe Storage** – Safe Storage is an estimate of the maximum storage in the basin that will not cause significant water quality and high groundwater related problems. (Note: safe storage was estimated in the development of the OBMP to be about 5.8 million acre-feet.)
- **Safe Storage Capacity** – Safe Storage Capacity is the difference between Safe Storage and the Operational Storage Requirement. The allocation and use of storage space in excess of the Safe Storage Capacity will preemptively require mitigation: mitigation must be defined, and resources must be committed to mitigation prior to allocation and use.

Water occupying the Safe Storage Capacity includes Local Storage Account Water, Carryover Water, and water anticipated to be stored in future groundwater storage programs. This storage management program was evaluated in the OBMP programmatic environmental impact report (PEIR) in 2000.

Subsequent to the OBMP PEIR, Watermaster and the Watermaster Parties developed revisions to the OBMP based on: new monitoring and borehole data collected since 1998, an improved hydrogeologic conceptualization of the basin, new numerical models that have improved the understanding of basin hydrology since 2000, and the need to expand the Chino Basin Desalters (desalters) to the 40,000 acre-feet per year of groundwater production required in the OBMP Implementation Plan. These investigations included a recalculation of the total water in storage in the basin, based on the improved hydrogeologic understanding. The total storage in the Chino Basin for 2000 was estimated to be about 5,935,000 acre-feet.

The Peace II Agreement was negotiated by the Watermaster Parties to implement, among other things, the expansion of the desalters, the dedication of 400,000 acre-feet of groundwater in storage to desalter replenishment, and changes in the Judgment to implement the Peace II Agreement. However, there was no change to the storage management plan in the OBMP Implementation Plan even though the revised storage estimated for 2000 was greater than the Safe Storage, and the implementation of the Peace II Agreement would result in 400,000 acre-feet of new controlled overdraft. The IEUA completed and subsequently adopted a supplemental environmental impact report for the Peace II Agreement in 2010.

There is a significant difference in what is known today regarding storage management and basin conditions compared to what was known in 2000 when the OBMP storage management plan was developed and evaluated in the PEIR. Watermaster and the IEUA proposed a temporary change in the Safe Storage Capacity, increasing it from 500,000 acre-feet to 600,000 acre-feet for the period July 1, 2017 through June 30, 2021. On March 15, 2017, the IEUA adopted an addendum to the 2000 PEIR, increasing the Safe Storage Capacity from 500,000 acre-feet to 600,000 acre-feet for the period July 1, 2017 through June 30, 2021. This temporary increase in Safe Storage Capacity was found to not cause material physical injury (MPI) and/or loss of Hydraulic Control, and it will provide Watermaster, with assistance from the parties, time to develop a new storage management plan and agreements to implement it.

Optimum Basin Management Program

Program Element 8: Develop and Implement a Groundwater Storage Management Program; and Program Element 9: Develop and Implement a Storage and Recovery Program (Continued)

Storage Framework Investigation. Watermaster staff, at the direction of the Watermaster Board, began an investigation to assess the groundwater basin response to the planned use of Managed Storage (storage space used by the Watermaster Parties that includes carryover, excess carryover, and local supplemental waters) and potential Storage and Recovery programs. In the prior reporting period, Watermaster updated its modeling tools and planning projections and subsequently completed an assessment of potential MPI for the Watermaster Parties' use of Managed Storage. In this work, it was determined that with the Watermaster Parties' projected future water use and pumping, the Parties would likely use up to 700,000 acre-feet of storage space for Managed Storage and the use of that storage space would not result in MPI through 2050. Watermaster staff evaluated the use of storage space in the range of 700,000 acre-feet to 1,000,000 acre-feet for potential Storage and Recovery programs. The results of this assessment were presented in three workshops in January, March, and May 2018. Watermaster staff documented this work in a draft report that was distributed to the Watermaster Parties in August 2018. Subsequently, Watermaster presented the entirety of the work at a September 2018 workshop, addressed all of the Watermaster Parties' comments, and submitted a final report to the Watermaster in October 2018.

2020 Storage Management Plan. During this reporting period, Watermaster staff and consultants started the process to develop the 2020 Storage Management Plan (2020 SMP) to update the SMP that is currently included in the OBMP implementation plan. Watermaster prepared a white paper that outlines the need and requirements of the 2020 SMP and presented it to the Watermaster Parties and other interested stakeholders in June 2019. Watermaster and its Engineer published a final SMP report on December 19, 2019 and are working with the Watermaster Parties and other stakeholders to have the SMP incorporated into the 2020 OBMP Update.



Storage Management Plan Workshop #2, July 2019

2020 OBMP Update

OBMP implementation began in 2000. By 2019, many of the projects and management programs envisioned in the 2000 OBMP have been implemented.

The understanding of the hydrology and hydrogeology of the Chino Basin has improved since 2000, and new water-management issues have been identified that necessitate that the OBMP be adapted to protect the collective interests of the Watermaster Parties and their water supply reliability. For these reasons, the Watermaster Parties are preparing a 2020 OBMP Update to set the framework for the next 20 years of basin-management activities.

During 2019, Watermaster convened a collaborative stakeholder process to prepare the 2020 OBMP Update, similar to that the process employed for the development of the 2000 OBMP. A series of eight stakeholder "Listening Sessions" were held by the Watermaster to obtain information, ideas, and feedback from the Chino Basin stakeholders to define their issues needs and wants, their collective goals for the 2020 OBMP Update, the impediments to achieving the goals, and the management actions required to remove the impediments.

The final 2020 OBMP Scoping Report (Scoping Report) was published in November 2019 to document the results of the first four Listening Sessions. The Scoping Report summarized (1) the need to update the OBMP, (2) the issues, needs, and wants of the stakeholders, (3) the goals for the 2020 OBMP Update, and (4) the recommended scope of work to implement seven stakeholder-defined basin-management activities that could be included in the 2020 OBMP Update.

Through the listening session process, it became apparent that the 2000 OBMP goals remain unchanged, and the nine Program Elements (PEs) defined in the 2000 OBMP are still relevant today as the overarching program elements of a basin management program. Each of the seven activities in the Scoping Report had objectives and tasks that were directly related to one or more of the 2000 OBMP PEs. Based on this finding, the nine PEs defined in the 2000 OBMP are being retained for the 2020 OBMP Update. Each of the seven activities were mapped to one of the existing PEs.

Optimum Basin Management Program

Program Element 8: Develop and Implement a Groundwater Storage Management Program; and Program Element 9: Develop and Implement a Storage and Recovery Program (Continued)

In December 2019, the Watermaster published the draft 2020 OBMP Update Report, which described (1) the 2020 OBMP Update process, (2) the OBMP goals and new activities for the 2020 OBMP Update, (3) the status of the OBMP PEs and ongoing activities within them, and (4) the recommended 2020 OBMP management plan – inclusive of ongoing and new activities. The management plan will form the foundation for the Watermaster Parties to develop a 2020 OBMP Implementation Plan and the agreements necessary to implement it.

During 2020, the 2020 OBMP Update Report will be finalized and the Watermaster will convene a series of “Drafting Sessions” with the Watermaster Parties to develop a 2020 OBMP Implementation Plan Update and an agreement to implement it. Additionally, the Watermaster and IEUA (as the lead agency) are preparing new environmental documentation for the OBMP Update. The updated PEIR will better support decision-making, investment, and grant applications for ongoing and new management actions under the OBMP.



THIS PAGE
HAS
INTENTIONALLY
BEEN LEFT
BLANK
FOR PAGINATION

CHINO BASIN WATERMASTER

I. CONSENT CALENDAR

D. SGMA REPORTING FOR WATER YEAR 2019



CHINO BASIN WATERMASTER

9641 San Bernardino Road, Rancho Cucamonga, Ca 91730
Tel: 909.484.3888 Fax: 909.484.3890 www.cbwm.org

PETER KAVOUNAS, P.E.
General Manager

STAFF REPORT

DATE: March 26, 2020
TO: Board Members
SUBJECT: SGMA Reporting for Water Year 2019 (Consent Calendar Item I.D.)

SUMMARY

Issue: Pursuant to the SGMA, Water Code Section 10720.8(f), the Chino Basin Watermaster is required to submit specific data, information and reports to the Department of Water Resources (DWR) by April 1, 2020.

Recommendation: Approve and direct staff to file the information/reports with the DWR.

Financial Impact: None

Future Consideration

Watermaster Board – March 26, 2020: Approve with direction to file the information/reports with the DWR [WM Duties and Powers].

ACTIONS:

Appropriative Pool – March 12, 2020: Unanimously recommended Advisory Committee to recommend Board approval
Non-Agricultural Pool – March 12, 2020: Unanimously recommended its representatives to support at Advisory Committee and Watermaster Board subject to changes they deem appropriate

Watermaster's function is to administer and enforce provisions of the Judgment and subsequent orders of the Court, and to develop and implement an Optimum Basin Management Program

Agricultural Pool – March 12, 2020: Unanimously recommended Advisory Committee to recommend Board approval
Advisory Committee – March 19, 2020: Unanimously recommended Board approval
Watermaster Board – March 26, 2020:

BACKGROUND

California Water Code Section 10720.8(a) identifies 26 adjudicated areas, including the Chino Basin, which are exempt from the requirements of the SGMA except for the reporting requirements listed in Water Code Section 10720.8(f). A Watermaster or local agency within an adjudicated area listed under Water Code 10720.8(a) is required to report the following:

- (1) *By April 1, 2016, submit to the department a copy of a governing final judgement, or other judicial order or decree, and amendments entered before April 1, 2016.*
- (2) *Within 90 days of entry by court, submit to the department a copy of any amendment made and entered by the court to the governing final judgment or other judicial order or decree on or after April 1, 2016.*
- (3) *By April 1, 2016, and annually thereafter, submit to the department a report containing the following information to the extent available for the portion of the basin subject to the adjudication:*
 - (A) *Groundwater elevation data unless otherwise submitted pursuant to Section 10932.*
 - (B) *Annual aggregated data identifying groundwater extraction for the preceding water year.*
 - (C) *Surface water supply used for or available for use for groundwater recharge or in-lieu use*
 - (D) *Total water use*
 - (E) *Change in groundwater storage*
 - (F) *The annual report submitted to the court.*

DISCUSSION

Pursuant to Water Code 10720.8(f), the Chino Basin Watermaster submitted items (1), (2), and (3) listed above by April 1, 2016. Item (3) information was submitted for water years 2015 through 2018. The submittal of water year 2019 information by April 1, 2020 is the fifth such submittal by the Chino Basin Watermaster to the DWR for Water Code 10720.8(a) item (3).

The DWR has implemented an on-line submission system, which is accessible with secure login credentials, to facilitate the transmittal of all the required data and reports for adjudicated basins pursuant to the SGMA. The online system, called the *Adjudicated Basin Annual Reporting System*, consists of a specialized reporting template to populate all the required information and to upload supporting documents and reports. The attached Memorandum, prepared by Wildermuth Environmental Inc (WEI) explicitly describes the information and reports that will be submitted by the Chino Basin Watermaster to the DWR's *Adjudicated Basin Annual Reporting System* by April 1, 2020.

The item was considered by the three Pools and was unanimously recommended for Advisory Committee to recommend Board approval and filing. The Advisory Committee considered the item and unanimously recommended Board approval.

ATTACHMENTS

1. Memorandum: Chino Basin Watermaster submittal of the water year 2019 reporting requirements for adjudicated basins pursuant to the Sustainable Groundwater Management Act

THIS PAGE
HAS
INTENTIONALLY
BEEN LEFT
BLANK
FOR PAGINATION



TECHNICAL MEMORANDUM

March 6, 2020

TO: Chino Basin Watermaster

FROM: Wildermuth Environmental Inc.

RE: Chino Basin Watermaster submittal of the water year 2019 reporting requirements for adjudicated basins pursuant to the Sustainable Groundwater Management Act Request for Information

Pursuant to the Sustainable Groundwater Management Act (SGMA) requirements for adjudicated basins, as described in California Water Code (CWC) Section 10720.8(f), the Chino Basin Watermaster (Watermaster) is preparing to submit information pursuant to the annual reporting requirements for Chino Basin for water year 2019 (October 1, 2018 to September 30, 2019). The water year 2019 submittal is the fifth submittal by the Watermaster to the California Department of Water Resources (DWR). The SGMA requires that the following six categories of data be submitted to the DWR by April 1 of each year: (A) groundwater elevation data, unless otherwise submitted pursuant to Section 10932¹; (B) annual aggregated data identifying total groundwater extractions for the preceding water year; (C) surface water supply used, or available for use, for groundwater recharge or in-lieu use; (D) total water use; (E) change in groundwater storage; and (F) the Watermaster's annual report submitted to the Court.

The annual reporting data are submitted to the DWR using its Adjudicated Basin Annual Reporting System—a password-secured, online submission system accessible at <http://sgma.water.ca.gov/adjudbasins>. The DWR Adjudicated Basin Annual Reporting System facilitates the submission of all reporting requirements for adjudicated basins and consists of a standardized reporting template to enter all the required information pursuant to the SGMA legislation, including the ability to upload supporting documents and reports. The standardized reporting template includes sections to upload specific required information for reporting under the SGMA legislation, as well as sections for including optional information.

This memorandum describes the information that will be submitted to the DWR using the Adjudicated Basin Annual Reporting System on behalf of the Watermaster to satisfy the water

¹ CWC Section 10932 requires reporting of groundwater levels for the California State Groundwater Elevation Monitoring (CASGEM) Program.



year 2019 reporting requirements for the Chino Basin. If the information and/or reports proposed for submittal to the DWR are not required, it is specified in this memorandum.

Water Data for Water Year 2019

The following Chino Basin water year 2019 data and digital documents will be submitted. The DWR Adjudicated Basin Annual Reporting System language is in ***bold italics*** and the information for submittal is shown in regular text. All volume data are reported in acre-feet (AF).

(A) Groundwater elevation data unless otherwise submitted pursuant to Section 10932.

Is water level data submitted to the CASGEM Program? Yes

Does the watermaster collect or receive additional groundwater levels? Yes

Does the watermaster measure groundwater levels? Yes

(B) Annual aggregated data identifying groundwater extraction for the preceding water year

Total Groundwater Extraction (AF): 136,148

Groundwater extraction by water use sector (if available):

The submittal of this information is optional; the following information will be submitted:

<i>Sector</i>	<i>Volume (AF)</i>	<i>Explanation</i>
<i>Urban</i>	117,546	Appropriative Pool (Pool 3)
<i>Agricultural</i>	15,299	Agricultural Pool (Pool 1)
<i>Other Sector</i>	3,303	Non-Agricultural Pool (Pool 2)

(C) Surface water supply used for or available for use for groundwater recharge or in-lieu use.

Surface Water Supply (AF): 157,170

Method used to determine: The submittal of this information is optional; the following information will be submitted:

The value reported represents total surface water used for direct consumption and for groundwater recharge. Imported water and recycled water deliveries to recharge basins are metered and recorded daily. Storm water and urban runoff recharge volumes are measured by stage sensors in the recharge basins. Imported water, recycled water, and local surface water amounts used for direct consumption are provided by the individual parties in the Chino Basin. For parties that have service areas not entirely within the Chino Basin adjudicated boundary, the proportion of the surface water supply used for consumption inside the Chino Basin adjudicated



boundary is not quantified. The portion of the reported volumes that were used for recharge, were recharged entirely within the Chino Basin adjudicated boundary.

Water available for recharge or in-lieu use by source type (if available):

The submittal of this information is optional; the following information will be submitted:

Source Type	Volume (AF)	Explanation
Local Surface Deliveries	38,421	This includes 12,817 AF of storm water and urban runoff for groundwater recharge, and 25,604 AF of native surface water for direct consumption.
State Water Project Deliveries	90,503	This includes 19,810 AF for groundwater recharge, and 70,693 AF for direct consumption.
Recycled Water	28,245	This includes 10,379 AF for groundwater recharge, and 17,866 AF for non-potable reuse.

(D) Total Water Use (report water use in the basin as data is available and/or as reported in the annual report)

Total Water Use (AF): 335,466

Method used to determine: The submittal of this information is optional; the following information will be submitted:

Total water use data includes water used for direct consumption and for groundwater recharge. Data were obtained from Watermaster records, and/or collected from the parties in the Chino Basin. The total water use represents the sum of total water use by parties to the Chino Basin Judgment. Many of the Chino Basin appropriative pool parties have service areas that extend outside the Chino Basin adjudicated boundary. The proportion of the total water use for direct consumption that is used inside the Chino Basin adjudicated boundary is not quantified by Watermaster.

Total water use is reported using the pre-defined categories by the DWR under the **Water use met by source type** below, and is apportioned as follows: **Groundwater** is groundwater produced from the Chino Basin and other basins for direct use; **Surface water** is imported State Water Project water and native surface water used for direct use; **Recycled or reused water** is recycled water used for direct use; and **Other** is water used for groundwater recharge which includes storm water and urban runoff, imported State Water Project water, and recycled water.



Water Use met by source type:

The submittal of this information is optional; the following information will be submitted:

<i>Type</i>	<i>Volume (AF)</i>
<i>Groundwater</i>	178,296
<i>Surface water</i>	96,297
<i>Recycled or reused water</i>	17,866
<i>Other</i>	43,006

(E) Annual change in groundwater storage

Change in storage (AF): +15,662

Method used to determine: The submittal of this information is optional; the following information will be submitted:

The change in storage over the period of October 1, 2018 through September 30, 2019 was estimated using the Chino Basin groundwater model.

Time period for change: Start date: 10/1/2018 **End date:** 9/30/2019

(F) The annual report submitted to the court

Start date: 7/1/2018 **End date:** 6/30/2019

Please submit an electronic (PDF preferred) copy of your annual report:

Watermaster published the Annual Report for fiscal year 2018/2019 since the last SGMA annual reporting requirements for the Chino Basin were submitted on April 1, 2019. The Chino Basin Watermaster 42nd Annual Report for fiscal year 2018/2019 is submitted herein and covers the period of July 2018 through June 2019.

Please submit additional reports or documents:

The submittal of this information is optional. This memorandum will be submitted along with the data and information described above. Additional Chino Basin Watermaster engineering and legal reports are available for public download on Watermaster's website at www.cbwm.org

CHINO BASIN WATERMASTER

I. CONSENT CALENDAR

- E. APPLICATION: WATER TRANSACTION
PERMANENT TRANSFER OF 24.0 AF FROM SOUTHERN SERVICE
COMPANY TO ANG II (MULTI) LLC**



CHINO BASIN WATERMASTER

9641 San Bernardino Road, Rancho Cucamonga, CA 91730
Tel: 909.484.3888 Fax: 909.484.3890 www.cbwm.org

PETER KAVOUNAS, P.E.
General Manager

STAFF REPORT

DATE: March 26, 2020
TO: Board Members
SUBJECT: Application: Water Transaction – Southern Service Company to ANG II (Multi) LLC
(Consent Calendar Item I.E.)

SUMMARY:

Issue: The permanent transfer of 24.0 acre-feet of water from Southern Service Company dba Blue Seal Linen to ANG II (Multi) LLC. This is a permanent transfer based on transfer of land ownership by Grant Deed dated March 25, 2010. This transfer is contingent on ANG II (Multi) LLC's successful intervention into the Overlying (Non-Agricultural) Pool.

Recommendation: Approve the proposed transaction.

Financial Impact: None

Future Consideration

Watermaster Board – March 26, 2020: Approval (within Watermaster powers and duties).

ACTIONS:

Appropriative Pool – February 13, 2020: Unanimously recommended Advisory Committee to recommend to the Watermaster Board to approve.

Non-Agricultural Pool – February 13, 2020: Unanimously recommended its representatives to support at Advisory Committee and Watermaster Board subject to changes they deem necessary.

Agricultural Pool – February 13, 2020: Unanimously recommended Advisory Committee to recommend to the Watermaster Board to approve.

Advisory Committee – March 19, 2020: Unanimously recommended to the Watermaster Board to approve.

Watermaster Board – March 26, 2020:

Watermaster's function is to administer and enforce provisions of the Judgment and subsequent orders of the Court, and to develop and implement an Optimum Basin Management Program

BACKGROUND

Southern Service Co., dba Blue Seal Linen (“Southern Service”) is identified in Exhibit “D” to the 1978 Judgment as a party holding Overlying Non-Agricultural Rights, with a share of Safe Yield of 18.789 acre - feet per year. Watermaster was informed that Angelica Corporation purchased Southern Service in the early 1980s, and since at least 2003, Watermaster has received payments for the assessments on this right from various Angelica entities (e.g., Angelica Corporation, Angelica Textile Services, Angelica Rentals).

In April 2017, Watermaster was served with court filings in the case entitled *In re: Angelica Corporation, et al.*, a Chapter 11 bankruptcy proceeding pending in the United States Bankruptcy Court, Southern District of New York (Case No. 17-10870). The debtors in the bankruptcy proceeding were identified as Clothesline Holdings, Inc., Angelica Corporation, Angelica Textile Services, Inc.-NY, Royal Institutional Services, Inc. and Angelica Textile Services, Inc.-CA. The filings initially received identified Watermaster as a utility provider to the debtor entities and stated Angelica Corporation’s intention to sell all of its assets to 9W Halo Holdings LP.

At that time, Angelica believed that it was the owner of the Southern Service water rights. Following discussions with Watermaster, the debtors worked to incorporate language into the bankruptcy order approving the sale of Angelica’s assets to 9W Halo Holdings LP to ensure Watermaster retained jurisdiction over the water rights and any transfer thereto. The bankruptcy court approved the sale of Angelica’s assets to 9W Halo Holdings LP in June 2017 and the sale of the assets closed on June 30, 2017.

In July 2017, 9W Halo Western OpCo L.P. (“9W Halo”) submitted applications to Watermaster to approve the transfer of Angelica’s water rights to 9W Halo. 9W Halo also submitted a request to intervene in the Judgment. The filing of an intervention request was approved by the Watermaster Board in July 2017. The transfer was considered by the Pool Committees in July 2017, and by the Advisory Committee and Watermaster in September 2017.

While the Board approved the transfer at that time, the transfer was suspended after it was brought to Watermaster’s attention that Angelica may not have been record owner of the Southern Service rights. Watermaster’s legal counsel thereafter corresponded with counsel for 9W Halo regarding this concern and, over the course of 2018 and 2019, both 9W Halo and Watermaster conducted further investigation into the matter. The filing of 9W Halo’s intervention request with the Court was deferred pending the outcome of the investigation.

Based upon 9W Halo’s own investigation and documents submitted by 9W Halo and ANG II (Multi) LLC (“ANG II”), Watermaster is informed of the following:

- On March 25, 2010, Southern Service transferred the property located at 300 E. Commercial Street, Pomona, California 91767 and its interest in the Southern Service water rights under the Judgment to ANG II.
- Also on March 25, 2010, ANG II leased the property, including the right to use ANG II’s water right under the Judgment, to Angelica Textile Services, Inc. As amended, the lease agreement runs through January 31, 2030. 9W Halo is the successor to Angelica Textile Services, Inc. under this lease.
- Watermaster was not notified of either of these transfers.
- On December 30, 2014, Southern Service filed a Domestic Stock Corporation Certificate of Dissolution with the California Secretary of State.

On January 2, 2020, ANG II submitted a letter requesting intervention in the Judgment and applications for two transfers pertaining to the right granted Southern Service in the Judgment — a permanent transfer of

the Southern Service right to ANG II and a temporary transfer of the right (through January 31, 2030) from ANG II to 9W Halo.

ANG II has requested intervention into the Overlying (Non-Agricultural) Pool for the purpose of accepting the Transfer of the Southern Service water rights. ANG II intends to be a member of the Overlying (Non-Agricultural) Pool– and will therefore hold Carryover and Storage accounts with Watermaster within the Pool.

The Court approved the Peace Agreement, the Implementation Plan and the goals and objectives identified in the OBMP Phase I Report on July 13, 2000, and ordered Watermaster to proceed in a manner consistent with the Peace Agreement. Under the Peace Agreement, Watermaster approval is required for applications to store, recapture, recharge, or transfer water, as well as for applications for credits or reimbursements, and storage and recovery programs.

Where there is no material physical injury, Watermaster must approve the transaction. Where the request for Watermaster approval is submitted by a party to the Judgment, there is a rebuttable presumption that most of the transactions do not result in Material Physical Injury to a party to the Judgment or the Basin (Storage and Recovery Programs do not have this presumption).

The date of this application is January 2, 2020. Notice of the transaction was transmitted electronically and mailed on February 7, 2020 along with the materials submitted by the requestors.

DISCUSSION

Beyond confirmation of the source of the water to be transferred (Supplemental Water or Excess Carryover), Watermaster will evaluate the eventual disposition of the transferred water (e.g. production, storage, etc.) at the end of the production year and account for the same consistent with the Watermaster Guidance Documents.

Water transactions occur each year and are included as production by the respective entity (if produced) in any relevant analyses conducted by Wildermuth Environmental pursuant to the Peace Agreement and the Rules & Regulations. There is no indication additional analysis regarding this transaction is necessary at this time. As part of the OBMP Implementation Plan, continued measurement of water levels and the installation of extensometers are planned. Based on no real change in the available data, we cannot conclude that the proposed water transaction will cause material physical injury to a party or to the Basin.

All three Pool Committees unanimously recommended Advisory Committee approval at their February 13, 2020 meetings. The Advisory Committee unanimously recommended Board approval of the transaction at its March 19, 2020 meeting.

ATTACHMENTS

1. Consolidated Forms 3, 4 & 5
2. Notice Forms

THIS PAGE
HAS
INTENTIONALLY
BEEN LEFT
BLANK
FOR PAGINATION

Consolidated Forms 3, 4 & 5

CONSOLIDATED WATER TRANSFER FORMS:
FORM 3: APPLICATION FOR SALE OR TRANSFER OF RIGHT TO PRODUCE WATER FROM STORAGE
FORM 4: APPLICATION OR AMENDMENT TO APPLICATION TO RECAPTURE WATER IN STORAGE
FORM 5: APPLICATION TO TRANSFER ANNUAL PRODUCTION RIGHT OR SAFE YIELD

FISCAL YEAR 2019 - 2020

DATE REQUESTED: January 2, 2020

AMOUNT REQUESTED: 24 Acre-Feet

TRANSFER FROM (SELLER / TRANSFEROR):		TRANSFER TO (BUYER / TRANSFEREE):	
<u>Southern Service Co. dba Blue Seal Linen</u>		<u>ANG II (Multi) LLC</u>	
Name of Party		Name of Party	
<u>N/A</u>		<u>c/o W. P. Carey Inc., 50 Rockefeller Plaza</u>	
Street Address		Street Address	
<u>N/A</u>		<u>New York</u> <u>NY</u> <u>10020</u>	
City	State	City	State
<u>N/A</u>			Zip Code
Telephone		<u>(212) 492-1195</u>	
<u>N/A</u>		Telephone	
Facsimile		Facsimile	

Have any other transfers been approved by Watermaster between these parties covering the same fiscal year? Yes No

PURPOSE OF TRANSFER:

- Pump when other sources of supply are curtailed
- Pump to meet current or future demand over and above production right
- Pump as necessary to stabilize future assessment amounts
- Other, explain Permanent transfer based on transfer of land ownership by Grant Deed dated March 25, 2010

WATER IS TO BE TRANSFERRED FROM:

- Annual Production Right (Appropriative Pool) or Operating Safe Yield (Non-Agricultural Pool)
- Storage
- Annual Production Right / Operating Safe Yield first, then any additional from Storage
- Other, explain Permanent transfer

WATER IS TO BE TRANSFERRED TO:

- Annual Production Right / Operating Safe Yield (common)
- Storage (rare)
- Other, explain Permanent transfer

IS THE 85/15 RULE EXPECTED TO APPLY? (If yes, all answers below must be "yes.") Yes No
Is the Buyer an 85/15 Party? Yes No
Is the purpose of the transfer to meet a current demand over and above production right? Yes No
Is the water being placed into the Buyer's Annual Account? Yes No

IF WATER IS TO BE TRANSFERRED FROM STORAGE:

N/A _____ N/A _____
Projected Rate of Recapture Projected Duration of Recapture

METHOD OF RECAPTURE (e.g. pumping, exchange, etc.):

N/A _____

PLACE OF USE OF WATER TO BE RECAPTURED:

N/A _____

LOCATION OF RECAPTURE FACILITIES (IF DIFFERENT FROM REGULAR PRODUCTION FACILITIES):

N/A _____

WATER QUALITY AND WATER LEVELS

Are the Parties aware of any water quality issues that exist in the area? Yes No

If yes, please explain:

What are the existing water levels in the areas that are likely to be affected?

None, as operations at 300 E. Commercial St, Pomona CA, will be the same pre-transfer and post-transfer

MATERIAL PHYSICAL INJURY

Are any of the recapture wells located within Management Zone 1? Yes No

Is the Applicant aware of any potential Material Physical Injury to a party to the Judgment or the Basin that may be caused by the action covered by the application? Yes No


If yes, what are the proposed mitigation measures, if any, that might reasonably be imposed to ensure that the action does not result in Material Physical Injury to a party to the Judgment or the Basin?

SAID TRANSFER SHALL BE CONDITIONED UPON:

- (1) Transferee shall exercise said right on behalf of Transferor under the terms of the Judgment, the Peace Agreement, the Peace II Agreement, and the Management Zone 1 Subsidence Management Plan for the period described above. The first water produced in any year shall be that produced pursuant to carry-over rights defined in the Judgment. After production of its carry-over rights, if any, the next (or first if no carry-over rights) water produced by Transferee from the Chino Basin shall be that produced hereunder.
- (2) Transferee shall put all waters utilized pursuant to said Transfer to reasonable beneficial use.
- (3) Transferee shall pay all Watermaster assessments on account of the water production hereby Transferred.
- (4) Any Transferee not already a party must Intervene and become a party to the Judgment.

ADDITIONAL INFORMATION ATTACHED

Yes No

By: CPA:17 Limited Partnership, its sole member
By: CPA17 Merger Sub LLC, its general and limited partner
By: 

Seller / Transferor Representative Signature

Buyer / Transferee Representative Signature

N/A -- Dissolved Effective December 30, 2014
Seller / Transferor Representative Name (Printed)

Christopher D. Hayes, Executive Director
Buyer / Transferee Representative Name (Printed)

TO BE COMPLETED BY WATERMASTER STAFF:

DATE OF WATERMASTER NOTICE: _____

DATE OF APPROVAL FROM APPROPRIATIVE POOL: _____

DATE OF APPROVAL FROM NON-AGRICULTURAL POOL: _____

DATE OF APPROVAL FROM AGRICULTURAL POOL: _____

HEARING DATE, IF ANY: _____

DATE OF ADVISORY COMMITTEE APPROVAL: _____

DATE OF BOARD APPROVAL: _____

THIS PAGE
HAS
INTENTIONALLY
BEEN LEFT
BLANK
FOR PAGINATION

CHINO BASIN WATERMASTER

NOTICE

OF

APPLICATION(S)

RECEIVED FOR

WATER TRANSACTIONS – ACTIVITIES

Date of Notice:

February 7, 2020

This notice is to advise interested persons that the attached application(s) will come before the Watermaster Board on or after 30 days from the date of this notice.

TRANSFER OF WATER

A party to the Judgment has submitted a proposed transfer of water for Watermaster approval. Unless contrary evidence is presented to Watermaster that overcomes the rebuttable presumption provided in Section 5.3(b)(iii) of the Peace Agreement, Watermaster must find that there is “no material physical injury” and approve the transfer. Watermaster staff is not aware of any evidence to suggest that this transfer would cause material physical injury and hereby provides this notice to advise interested persons that this transfer will come before the Watermaster Board on or after 30 days from the date of this notice. The attached staff report will be included in the meeting package at the time the transfer begins the Watermaster process (comes before Watermaster).

NOTICE OF APPLICATION(S) RECEIVED

Date of Application: **January 2, 2020** Date of this notice: **February 7, 2020**

Please take notice that the following Application has been received by Watermaster:

- Notice of Sale or Transfer – The permanent transfer of 24.0 acre-feet of water from Southern Service Company dba Blue Seal Linen to ANG II (Multi) LLC. This is a permanent transfer based on transfer of land ownership by Grant Deed dated March 25, 2010. This transfer is contingent on ANG II (Multi) LLC’s successful intervention into the Overlying (Non-Agricultural) Pool.

This *Application* will first be considered by each of the respective pool committees on the following dates:

Appropriative Pool:	February 13, 2020
Non-Agricultural Pool:	February 13, 2020
Agricultural Pool:	February 13, 2020

This *Application* will be scheduled for consideration by the Advisory Committee *no earlier than thirty days from the date of this notice and a minimum of twenty-one calendar days* after the last pool committee reviews it.

After consideration by the Advisory Committee, the *Application* will be considered by the Board.

Unless the *Application* is amended, parties to the Judgment may file *Contests* to the *Application* with Watermaster *within seven calendar days* of when the last pool committee considers it. Any *Contest* must be in writing and state the basis of the *Contest*.

Watermaster address:

Chino Basin Watermaster
9641 San Bernardino Road
Rancho Cucamonga, CA 91730

Tel: (909) 484-3888
Fax: (909) 484-3890

CHINO BASIN WATERMASTER

I. CONSENT CALENDAR

- F. APPLICATION: WATER TRANSACTION
24.0 AF FROM ANG II (MULTI) LLC TO 9W HALO
WESTERN OPCO LP**



CHINO BASIN WATERMASTER

9641 San Bernardino Road, Rancho Cucamonga, CA 91730
Tel: 909.484.3888 Fax: 909.484.3890 www.cbwm.org

PETER KAVOUNAS, P.E.
General Manager

STAFF REPORT

DATE: March 26, 2020
TO: Board Members
SUBJECT: Application: Water Transaction –ANG II (Multi) LLC to 9W Halo Western OpCo, LP
(Consent Calendar Item I.F.)

SUMMARY:

Issue: The transfer of 24.0 acre-feet of Operating Safe Yield from ANG II (Multi) LLC to 9W Halo Western OpCo, L.P. This transfer is contingent on ANG II (Multi) LLC's successful intervention into the Overlying (Non-Agricultural) Pool.

Recommendation: Approve the proposed transaction.

Financial Impact: None

Future Consideration

Watermaster Board – March 26, 2020: Approval (within Watermaster powers and duties).

ACTIONS:

Appropriative Pool – February 13, 2020: Unanimously recommended Advisory Committee to recommend to the Watermaster Board to approve.

Non-Agricultural Pool – February 13, 2020: Unanimously recommended its representatives to support at Advisory Committee and Watermaster Board subject to changes they deem necessary.

Agricultural Pool – February 13, 2020: Unanimously recommended Advisory Committee to recommend to the Watermaster Board to approve.

Advisory Committee – March 19, 2020: Unanimously recommended to the Watermaster Board to approve.

Watermaster Board – March 26, 2020:

Watermaster's function is to administer and enforce provisions of the Judgment and subsequent orders of the Court, and to develop and implement an Optimum Basin Management Program

BACKGROUND

Southern Service Co., dba Blue Seal Linen (“Southern Service”) is identified in Exhibit “D” to the 1978 Judgment as a party holding Overlying Non-Agricultural Rights, with a share of Safe Yield of 18.789 acre-feet per year. Watermaster was informed that Angelica Corporation purchased Southern Service in the early 1980s, and since at least 2003, Watermaster has received payments for the assessments on this right from various Angelica entities (e.g., Angelica Corporation, Angelica Textile Services, Angelica Rentals).

In April 2017, Watermaster was served with court filings in the case entitled *In re: Angelica Corporation, et al.*, a Chapter 11 bankruptcy proceeding pending in the United States Bankruptcy Court, Southern District of New York (Case No. 17-10870). The debtors in the bankruptcy proceeding were identified as Clothesline Holdings, Inc., Angelica Corporation, Angelica Textile Services, Inc.-NY, Royal Institutional Services, Inc. and Angelica Textile Services, Inc.-CA. The filings initially received identified Watermaster as a utility provider to the debtor entities and stated Angelica Corporation’s intention to sell all of its assets to 9W Halo Holdings LP.

At that time, Angelica believed that it was the owner of the Southern Service water rights. Following discussions with Watermaster, the debtors worked to incorporate language into the bankruptcy order approving the sale of Angelica’s assets to 9W Halo Holdings LP to ensure Watermaster retained jurisdiction over the water rights and any transfer thereto. The bankruptcy court approved the sale of Angelica’s assets to 9W Halo Holdings LP in June 2017 and the sale of the assets closed on June 30, 2017.

In July 2017, 9W Halo Western OpCo L.P. (“9W Halo”) submitted applications to Watermaster to approve the transfer of Angelica’s water rights to 9W Halo. 9W Halo also submitted a request to intervene in the Judgment. The filing of an intervention request was approved by the Watermaster Board in July 2017. The transfer was considered by the Pool Committees in July 2017, and by the Advisory Committee and Watermaster in September 2017.

While the Board approved the transfer at that time, the transfer was suspended after it was brought to Watermaster’s attention that Angelica may not have been record owner of the Southern Service rights. Watermaster’s legal counsel thereafter corresponded with counsel for 9W Halo regarding this concern and, over the course of 2018 and 2019, both 9W Halo and Watermaster conducted further investigation into the matter. The filing of 9W Halo’s intervention request with the Court was deferred pending the outcome of the investigation.

Based upon 9W Halo’s own investigation and documents submitted by 9W Halo and ANG II (Multi) LLC (“ANG II”), Watermaster is informed of the following:

- On March 25, 2010, Southern Service transferred the property located at 300 E. Commercial Street, Pomona, California 91767 and its interest in the Southern Service water rights under the Judgment to ANG II.
- Also on March 25, 2010, ANG II leased the property, including the right to use ANG II’s water right under the Judgment, to Angelica Textile Services, Inc. As amended, the lease agreement runs through January 31, 2030. 9W Halo is the successor to Angelica Textile Services, Inc. under this lease.
- Watermaster was not notified of either of these transfers.
- On December 30, 2014, Southern Service filed a Domestic Stock Corporation Certificate of Dissolution with the California Secretary of State.

On January 2, 2020, ANG II submitted a letter requesting intervention in the Judgment and applications for two transfers pertaining to the right granted Southern Service in the Judgment — a permanent transfer of

the Southern Service right to ANG II and a temporary transfer of the right (through January 31, 2030) from ANG II to 9W Halo.

ANG II has requested intervention into the Overlying (Non-Agricultural) Pool for the purpose of accepting the Transfer of the Southern Service water rights. ANG II intends to be a member of the Overlying (Non-Agricultural) Pool– and will therefore hold Carryover and Storage accounts with Watermaster within the Pool.

Pursuant to their lease, 9W Halo will operate the historical Angelica Corporation site in Pomona, California, which overlies the Chino Basin and is appurtenant to the historical production and use of overlying groundwater production rights (APN: 8337-029-002 & 8337-029-003; APN 8337-029-001; APN: 8337-029-005; APN: 8337-029-04). Upon successful intervention, 9W Halo intends to use the overlying rights in a manner consistent with Restated Judgment and current practices as approved through the Chino Basin Watermaster process and the San Bernardino Superior Court. 9W Halo has indicated that it will meter and report its overlying uses of overlying rights in a manner consistent with the Judgment and current practices as approved through the Chino Basin Watermaster process and the Court.

The Court approved the Peace Agreement, the Implementation Plan and the goals and objectives identified in the OBMP Phase I Report on July 13, 2000, and ordered Watermaster to proceed in a manner consistent with the Peace Agreement. Under the Peace Agreement, Watermaster approval is required for applications to store, recapture, recharge, or transfer water, as well as for applications for credits or reimbursements, and storage and recovery programs.

Where there is no material physical injury, Watermaster must approve the transaction. Where the request for Watermaster approval is submitted by a party to the Judgment, there is a rebuttable presumption that most of the transactions do not result in Material Physical Injury to a party to the Judgment or the Basin (Storage and Recovery Programs do not have this presumption).

The date of this application is January 2, 2020. Notice of the transaction was transmitted electronically and mailed on February 7, 2020 along with the materials submitted by the requestors.

DISCUSSION

Beyond confirmation of the source of the water to be transferred (Supplemental Water or Excess Carryover), Watermaster will evaluate the eventual disposition of the transferred water (e.g. production, storage, etc.) at the end of the production year and account for the same consistent with the Watermaster Guidance Documents.

Water transactions occur each year and are included as production by the respective entity (if produced) in any relevant analyses conducted by Wildermuth Environmental pursuant to the Peace Agreement and the Rules & Regulations. There is no indication additional analysis regarding this transaction is necessary at this time. As part of the OBMP Implementation Plan, continued measurement of water levels and the installation of extensometers are planned. Based on no real change in the available data, we cannot conclude that the proposed water transaction will cause material physical injury to a party or to the Basin.

All three Pool Committees unanimously recommended Advisory Committee approval at their February 13, 2020 meetings. The Advisory Committee unanimously recommended Board approval of the transaction at its March 19, 2020 meeting.

ATTACHMENTS

1. Consolidated Forms 3, 4 & 5
2. Notice Forms

THIS PAGE
HAS
INTENTIONALLY
BEEN LEFT
BLANK
FOR PAGINATION

CONSOLIDATED WATER TRANSFER FORMS:
FORM 3: APPLICATION FOR SALE OR TRANSFER OF RIGHT TO PRODUCE WATER FROM STORAGE
FORM 4: APPLICATION OR AMENDMENT TO APPLICATION TO RECAPTURE WATER IN STORAGE
FORM 5: APPLICATION TO TRANSFER ANNUAL PRODUCTION RIGHT OR SAFE YIELD

FISCAL YEAR 2019 - 2020

DATE REQUESTED: January 2, 2020

AMOUNT REQUESTED: 24 Acre-Feet

TRANSFER FROM (SELLER / TRANSFEROR):	TRANSFER TO (BUYER / TRANSFEREE):
<u>ANG II (Multi) LLC</u>	<u>9W Halo Western OpCo L.P.</u>
Name of Party	Name of Party
<u>c/o W. P. Carey Inc., 50 Rockefeller Plaza</u>	<u>1105 Lakewood Parkway, Suite 210</u>
Street Address	Street Address
<u>New York</u> <u>NY</u> <u>10020</u>	<u>Alpharetta</u> <u>GA</u> <u>30009</u>
City State Zip Code	City State Zip Code
<u>(212) 492-1195</u>	<u>(678) 823-4100</u>
Telephone	Telephone
	<u>(678) 823-4165</u>
Facsimile	Facsimile

Have any other transfers been approved by Watermaster between these parties covering the same fiscal year? Yes No

PURPOSE OF TRANSFER:

- Pump when other sources of supply are curtailed
- Pump to meet current or future demand over and above production right
- Pump as necessary to stabilize future assessment amounts
- Other, explain Lease of land to which water right is appurtenant as of March 25, 2010

WATER IS TO BE TRANSFERRED FROM:

- Annual Production Right (Appropriative Pool) or Operating Safe Yield (Non-Agricultural Pool)
- Storage
- Annual Production Right / Operating Safe Yield first, then any additional from Storage
- Other, explain _____

WATER IS TO BE TRANSFERRED TO:

- Annual Production Right / Operating Safe Yield (common)
- Storage (rare)
- Other, explain _____

IS THE 85/15 RULE EXPECTED TO APPLY? (If yes, all answers below must be "yes.") Yes No
Is the Buyer an 85/15 Party? Yes No
Is the purpose of the transfer to meet a current demand over and above production right? Yes No
Is the water being placed into the Buyer's Annual Account? Yes No

IF WATER IS TO BE TRANSFERRED FROM STORAGE:	
N/A Projected Rate of Recapture	N/A Projected Duration of Recapture
METHOD OF RECAPTURE (e.g. pumping, exchange, etc.):	
N/A	
PLACE OF USE OF WATER TO BE RECAPTURED:	
N/A	
LOCATION OF RECAPTURE FACILITIES (IF DIFFERENT FROM REGULAR PRODUCTION FACILITIES):	
N/A	

WATER QUALITY AND WATER LEVELS

Are the Parties aware of any water quality issues that exist in the area? Yes No

If yes, please explain:

What are the existing water levels in the areas that are likely to be affected?

None, as operations at 300 E. Commercial St, Pomona CA, will be the same pre-transfer and post-transfer

MATERIAL PHYSICAL INJURY

Are any of the recapture wells located within Management Zone 1? Yes No

Is the Applicant aware of any potential Material Physical Injury to a party to the Judgment or the Basin that may be caused by the action covered by the application? Yes No

If yes, what are the proposed mitigation measures, if any, that might reasonably be imposed to ensure that the action does not result in Material Physical Injury to a party to the Judgment or the Basin?

SAID TRANSFER SHALL BE CONDITIONED UPON:

- (1) Transferee shall exercise said right on behalf of Transferor under the terms of the Judgment, the Peace Agreement, the Peace II Agreement, and the Management Zone 1 Subsidence Management Plan for the period described above. The first water produced in any year shall be that produced pursuant to carry-over rights defined in the Judgment. After production of its carry-over rights, if any, the next (or first if no carry-over rights) water produced by Transferee from the Chino Basin shall be that produced hereunder.
- (2) Transferee shall put all waters utilized pursuant to said Transfer to reasonable beneficial use.
- (3) Transferee shall pay all Watermaster assessments on account of the water production hereby Transferred.
- (4) Any Transferee not already a party must Intervene and become a party to the Judgment.

ADDITIONAL INFORMATION ATTACHED

Yes No

By: CPA:17 Limited Partnership, its sole member
By: CPA17 Merge Sub LLC, its general and limited partner
By:

Seller / Transferor Representative Signature

Buyer / Transferee Representative Signature

Christopher D. Hayes, Executive Director
Seller / Transferor Representative Name (Printed)

John Partridge
Buyer / Transferee Representative Name (Printed)

TO BE COMPLETED BY WATERMASTER STAFF:

DATE OF WATERMASTER NOTICE: _____

DATE OF APPROVAL FROM APPROPRIATIVE POOL: _____

DATE OF APPROVAL FROM NON-AGRICULTURAL POOL: _____

DATE OF APPROVAL FROM AGRICULTURAL POOL: _____

HEARING DATE, IF ANY: _____

DATE OF ADVISORY COMMITTEE APPROVAL: _____

DATE OF BOARD APPROVAL: _____

SAID TRANSFER SHALL BE CONDITIONED UPON:

- (1) Transferee shall exercise said right on behalf of Transferor under the terms of the Judgment, the Peace Agreement, the Peace II Agreement, and the Management Zone 1 Subsidence Management Plan for the period described above. The first water produced in any year shall be that produced pursuant to carry-over rights defined in the Judgment. After production of its carry-over rights, if any, the next (or first if no carry-over rights) water produced by Transferee from the Chino Basin shall be that produced hereunder.
- (2) Transferee shall put all waters utilized pursuant to said Transfer to reasonable beneficial use.
- (3) Transferee shall pay all Watermaster assessments on account of the water production hereby Transferred.
- (4) Any Transferee not already a party must Intervene and become a party to the Judgment.

ADDITIONAL INFORMATION ATTACHED

Yes No

Seller / Transferor Representative Signature

Seller / Transferor Representative Name (Printed)

John Partridge

Digitally signed by John Partridge
DN: cn=John Partridge, o=Angelica, ou=VP &
Treasurer, email=jpartridge@angelica.com, c=US
Date: 2020.01.02 12:46:14 -0500

Buyer / Transferee Representative Signature

John Partridge
Buyer / Transferee Representative Name (Printed)

TO BE COMPLETED BY WATERMASTER STAFF:

DATE OF WATERMASTER NOTICE: _____

DATE OF APPROVAL FROM APPROPRIATIVE POOL: _____

DATE OF APPROVAL FROM NON-AGRICULTURAL POOL: _____

DATE OF APPROVAL FROM AGRICULTURAL POOL: _____

HEARING DATE, IF ANY: _____

DATE OF ADVISORY COMMITTEE APPROVAL: _____

DATE OF BOARD APPROVAL: _____

CHINO BASIN WATERMASTER

NOTICE

OF

APPLICATION(S)

RECEIVED FOR

WATER TRANSACTIONS – ACTIVITIES

Date of Notice:

February 7, 2020

This notice is to advise interested persons that the attached application(s) will come before the Watermaster Board on or after 30 days from the date of this notice.

TRANSFER OF WATER

A party to the Judgment has submitted a proposed transfer of water for Watermaster approval. Unless contrary evidence is presented to Watermaster that overcomes the rebuttable presumption provided in Section 5.3(b)(iii) of the Peace Agreement, Watermaster must find that there is “no material physical injury” and approve the transfer. Watermaster staff is not aware of any evidence to suggest that this transfer would cause material physical injury and hereby provides this notice to advise interested persons that this transfer will come before the Watermaster Board on or after 30 days from the date of this notice. The attached staff report will be included in the meeting package at the time the transfer begins the Watermaster process (comes before Watermaster).

NOTICE OF APPLICATION(S) RECEIVED

Date of Application: **January 2, 2020** Date of this notice: **February 7, 2020**

Please take notice that the following Application has been received by Watermaster:

- Notice of Sale or Transfer – The transfer of 24.0 acre-feet of Operating Safe Yield from ANG II (Multi) LLC to 9W Halo Western OpCo, L.P. This transfer is contingent on ANG II (Multi) LLC’s successful intervention into the Overlying (Non-Agricultural) Pool.

This *Application* will first be considered by each of the respective pool committees on the following dates:

Appropriative Pool:	February 13, 2020
Non-Agricultural Pool:	February 13, 2020
Agricultural Pool:	February 13, 2020

This *Application* will be scheduled for consideration by the Advisory Committee *no earlier than thirty days from the date of this notice and a minimum of twenty-one calendar days* after the last pool committee reviews it.

After consideration by the Advisory Committee, the *Application* will be considered by the Board.

Unless the *Application* is amended, parties to the Judgment may file *Contests* to the *Application* with Watermaster *within seven calendar days* of when the last pool committee considers it. Any *Contest* must be in writing and state the basis of the *Contest*.

Watermaster address:

Chino Basin Watermaster	Tel: (909) 484-3888
9641 San Bernardino Road	Fax: (909) 484-3890
Rancho Cucamonga, CA 91730	

CHINO BASIN WATERMASTER

- I. CONSENT CALENDAR**
- G. FISCAL YEAR 2019/20 EXHIBIT "G" PHYSICAL SOLUTION TRANSFERS**



CHINO BASIN WATERMASTER

9641 San Bernardino Road, Rancho Cucamonga, Ca 91730
Tel: 909.484.3888 Fax: 909.484.3890 www.cbwm.org

PETER KAVOUNAS, P.E.
General Manager

STAFF REPORT

DATE: March 26, 2020
TO: Board Members
SUBJECT: FY 2019-2020 Exhibit "G" Physical Solution Transfers (Consent Calendar Item I.G.)

SUMMARY

Issue: Pursuant to Exhibit "G" of the Restated Judgment, members of the Overlying (Non-Agricultural) Pool may annually transfer water to members of the Appropriative Pool through a Watermaster clearinghouse process. Watermaster purchases water from the Overlying (Non-Agricultural) Pool members, which Watermaster then transfers to the members of the Appropriative Pool based on the prescribed process. Members of the Appropriative Pool purchasing water through the process must complete their payments to Watermaster by June 30 of the fiscal year.

Recommendation: 1) Find that California Speedway Corporation is in compliance with the Restated Judgment, Exhibit "G" ¶9(g), authorizing 2019-2020 Exhibit "G" Physical Solution Transfers, 2) Approve levy of assessments and subsequent payments for same.

Financial Impact: Watermaster functions as a pass-through for the payments for transferred water. There is no financial impact as a result of this action.

Future Consideration
Watermaster Board – March 26, 2020: Approval [Within WM Duties and Powers]

ACTIONS:
Watermaster Board – March 26, 2020

Watermaster's function is to administer and enforce provisions of the Judgment and subsequent orders of the Court, and to develop and implement an Optimum Basin Management Program

BACKGROUND

Pursuant to the Restated Judgment, Exhibit "G" and as amended by Court Order on March 15, 2019, members of the Overlying (Non-Agricultural) Pool may annually make available water for sale to Watermaster and thence to members of the Appropriative Pool. By December 31st of each year, the members of the Overlying (Non-Agricultural) Pool shall notify Watermaster of the amount of water each Party shall make available in its individual discretion for purchase by the Appropriators. Watermaster is required to provide a Notice of Availability of each Appropriator's pro-rata share of such water by January 31st of each year.

Each member of the Appropriative Pool is afforded the right to purchase its pro-rata share of the water made available from the Overlying (Non-Agricultural) Pool, based on its combined total share of Operating Safe Yield and the previous year's actual Production by each party. If any member of the Appropriative Pool fails to commit to their allocated share by March 1 of each year, its share of the Overlying (Non-Agricultural) Pool water is made available to all other members of the Appropriative Pool according to the same proportions. Each member of the Appropriative Pool shall complete its payment for its share of water made available by June 30 of each year. Both water and payment for the same are funneled through Watermaster.

Exhibit "G" provides that the right of any member of the Overlying (Non-Agricultural) Pool to transfer water in accordance with this mechanism is dependent upon Watermaster making a finding that the member of the Overlying (Non-Agricultural) Pool is using recycled water where it is both physically available and appropriate for the designated end use in lieu of pumping groundwater, and that each member of the Appropriative Pool shall only be eligible to purchase water pursuant to this mechanism if the party is: (i) current on all their assessments; and (ii) in compliance with the OBMP.

DISCUSSION

The Restated Judgment as amended by the March 15, 2019 Court Order states:

(a) By December 31 of each year, the members of the Overlying (Non-Agricultural) Pool shall notify Watermaster of the amount of water each member shall make available in their individual discretion for purchase by the Appropriators. The -- Pool Committee of the Overlying (Non-Agricultural) Pool may, by affirmative action of its members from time to time, establish a price for such water or a method pursuant to which such price will be established. By January 31 of each year, Watermaster shall provide a Notice of Availability of each Appropriator's pro-rata share of such water;

(b) Except as they may be limited by paragraph 9(e) below, each member of the Appropriative Pool will have, in their discretion, a right to purchase its pro-rata share of the supply made available from the Overlying (Non-Agricultural) Pool at the price at which the water is being offered. Each Appropriative Pool member's prorata share of the available supply will be based on each Producer's combined total share of Operating Safe Yield and the previous year's actual Production by each party;

(c) If any member of the Appropriative Pool fails to irrevocably commit to their allocated share by March 1 of each year, its share of the Overlying (Non-Agricultural) Pool water will be made available to all other members of the Appropriative Pool according to the same proportions as described in 9(b) above and at the price at which the water is being offered. Each member of die Appropriative Pool shall complete its payment for its share of water made available by June 30 of each year.

At its regular meeting on November 14, 2019, the Overlying (Non-Agricultural) Pool set a price of \$675.00 per acre-foot for the current fiscal year's transfers.

On November 15, 2019 Watermaster requested that members of the Overlying (Non-Agricultural) Pool interested in making water available for purchase pursuant to Paragraph 9 of Exhibit "G" notify Watermaster of available water by December 31, 2019. On December 10, 2019, California Speedway Corporation notified Watermaster of the availability of 1,000 acre-feet of water for purchase.

On January 28, 2020 Watermaster issued a Notice of Availability showing the allocation of the amount of water available to each Appropriator, per the prescribed formula, and the associated cost. Consistent with the provisions of Paragraph 9, the Notice provided the Appropriators until March 1, 2020 to notify Watermaster of their interest in purchasing their allocations of the available water, as well as the maximum amount of water they were interested in purchasing, should other members of Pool not wish to purchase their allocated shares. Since March 1 fell on a Sunday this year, forms were accepted through March 2, 2020.

On March 2, 2020, Arrowhead Mountain Spring Water Company submitted its Intent to Purchase form and committed to purchasing its full 1.9 acre-feet allocation and all additional volume of up to 1,000 acre-feet. (Attachment 1). No other Appropriator expressed interest in purchasing water. The final purchase allocation is shown on the attached spreadsheet (Attachment 2).

According to Watermaster's records, each member of the Appropriative Pool wishing to purchase water is eligible to do so pursuant to the criteria that it be (i) current on all assessments; and (ii) in compliance with the OBMP. Additionally, pursuant to the information available to Watermaster, California Speedway Corporation is using recycled water in lieu of pumping groundwater where available.

ATTACHMENTS

1. March 2, 2020 Intent to Purchase Form Submitted by Arrowhead Mountain Spring Water Co. for Commitment to Purchase 1,000 Acre-Feet
2. Purchase Allocation Among Appropriators of Water Made Available for Transfer by Non-Agricultural Pool Parties According to Restated Judgment, Exhibit "G" in FY 2019-20

THIS PAGE
HAS
INTENTIONALLY
BEEN LEFT
BLANK
FOR PAGINATION



APPROPRIATIVE POOL PARTY
INTENT TO PURCHASE
EXHIBIT "G" NON-AGRICULTURAL POOL WATER

Arrowhead

Name of Appropriative Pool Party

3/2/2020

Date Submitted

The Restated Judgment, Exhibit "G" as amended by the March 15, 2019 Court Order states:

9(a) By December 31 of each year, the members of the Overlying (Non-Agricultural) Pool shall notify Watermaster of the amount of water each member shall make available in their individual discretion for purchase by the Appropriators. The Pool Committee of the Overlying (Non-Agricultural) Pool may, by affirmative action of its members from time to time, establish a price for such water or a method pursuant to which such price will be established. By January 31 of each year, Watermaster shall provide a Notice of Availability of each Appropriator's pro-rata share of such water;

9(b) Except as they may be limited by paragraph 9(e) below, each member of the Appropriative Pool will have, in their discretion, a right to purchase its pro-rata share of the supply made available from the Overlying (Non-Agricultural) Pool at the price at which the water is being offered. Each Appropriative Pool member's pro-rata share of the available supply will be based on each Producer's combined total share of Operating Safe Yield and the previous year's actual Production by each party;

9(c) If any member of the Appropriative Pool fails to irrevocably commit to their allocated share by March 1 of each year, its share of the Overlying (Non-Agricultural) Pool water will be made available to all other members of the Appropriative Pool according to the same proportions as described in 9(b) above and at the price at which the water is being offered. Each member of the Appropriative Pool shall complete its payment for its share of water made available by June 30 of each year.

(1) Does Party wish to purchase Exhibit "G" Non-Agricultural Pool water?
NOTE: The current price is \$675 / AF.

YES NO

(2) If "YES" to (1), does Party wish to purchase its full share of the allocation, as stated in the Notice of Availability?

YES NO

(3) If "NO" to (2), what is the amount that Party would like to purchase?

_____ acre-feet

(4) Does Party wish to purchase more than its allocation, if available?

YES NO

(5) If "YES" to (4), what is the maximum amount that Party is interested in purchasing?
(Up to total amount made available in the Notice of Availability.)

1,000 acre-feet

(6) If purchasing water, in which account is it to be placed?
(The 85/15 Rule may apply if the water is being purchased to offset overproduction.)

Annual Local Storage

By not returning this form to Watermaster by March 1, Party indicates that it does not wish to purchase water.

By signing below, Party commits to purchase up to the maximum amount of water specified above, and to complete associated payments by June 30.

[Signature]

Representative Signature

Kevin Sage

Representative Name (Printed)

Signed forms may be returned electronically to Watermaster via email to Anna Truong Nelson (ATruongNelson@cbwm.org) or by U.S. mail.

THIS PAGE
HAS
INTENTIONALLY
BEEN LEFT
BLANK
FOR PAGINATION

Actual Allocation for the Purchase of the Exhibit "G" Non-Ag Pool Water 2020

The Restated Judgment, Exhibit "G" as amended by the March 15, 2019 Court Order states:

9(a) By December 31 of each year, the members of the Overlying (Non-Agricultural) Pool shall notify Watermaster of the amount of water each member shall make available in their individual discretion for purchase by the Appropriators. The Pool Committee of the Overlying (Non-Agricultural) Pool may, by affirmative action of its members from time to time, establish a price for such water or a method pursuant to which such price will be established. By January 31 of each year, Watermaster

9(b) Except as they may be limited by paragraph 9(e) below, each member of the Appropriative Pool will have, in their discretion, a right to purchase its pro-rata share of the supply made available from the Overlying (Non-Agricultural) Pool at the price at which the water is being offered. Each Appropriative Pool member's pro-rata share of the available supply will be based on each Producer's combined total share of Operating Safe Yield and the previous year's actual Production by each

9(c) If any member of the Appropriative Pool fails to irrevocably commit to their allocated share by March 1 of each year, its share of the Overlying (Non-Agricultural) Pool water will be made available to all other members of the Appropriative Pool according to the same proportions as described in 9(b) above and at the price at which the water is being offered. Each member of the Appropriative Pool shall complete its payment for its share of water made available by June 30 of each year.

Non-Ag Water Made Available By:		
Party	Volume Made Available (AF)	Payment @ \$675.00 per AF
CA Speedway Corporation	1,000,000	\$ 675,000.00
Total	1,000,000	\$ 675,000.00

1st Iteration Additional Amount Available To Be Reallocated:
(= Total [B] - Total [D])
998.100 Acre-Feet

2nd Iteration Additional Amount Available To Be Reallocated:
(= Total [B] - Total [J])
- Acre-Feet

3rd Iteration Additional Amount Available To Be Reallocated:
(= Total [B] - Total [O])
- Acre-Feet

Party	1,000,000 Potential Allocation (From Notice)	Maximum Amount Stated On Form	Amount of Original Potential Allocation Requested	Maximum Additional Amount Requested	Original Potential Allocation (If Purchasing Additional)	1st Iteration			Total Amount After Iteration	Original Potential Allocation (If Purchasing Additional)	2nd Iteration			Total Amount After Iteration	Original Potential Allocation (If Purchasing Additional)	3rd Iteration			Total Amount After Iteration	Cost for Each Party's Allocation @ \$675.00 per AF
						Percent Of Potential Allocation	Available Allocation Amount For This Iteration	Reallocation Actual Amount (Up To Maximum)			Percent Of Potential Allocation	Available Allocation Amount For This Iteration	Reallocation Actual Amount (Up To Maximum)			Percent Of Potential Allocation	Available Allocation Amount For This Iteration	Reallocation Actual Amount (Up To Maximum)		
Arrowhead Mtn Spring Water Co	1.900	1,000.000	1.900	998.100	1.900	100.000%	998.100	998.100	1,000.000	-			1,000.000	-			1,000.000	\$ 675,000.00		
CalMat Co.	-	-	-	-	-				-	-			-	-			-	\$ -		
Chino Hills, City Of	29.506	-	-	-	-				-	-			-	-			-	\$ -		
Chino, City Of	45.871	-	-	-	-				-	-			-	-			-	\$ -		
Cucamonga Valley Water District	97.066	-	-	-	-				-	-			-	-			-	\$ -		
Desalter Authority	-	-	-	-	-				-	-			-	-			-	\$ -		
Fontana Union Water Company	58.285	-	-	-	-				-	-			-	-			-	\$ -		
Fontana Water Company	66.313	-	-	-	-				-	-			-	-			-	\$ -		
Fontana, City Of	-	-	-	-	-				-	-			-	-			-	\$ -		
Golden State Water Company	3.750	-	-	-	-				-	-			-	-			-	\$ -		
Jurupa Community Services District	108.855	-	-	-	-				-	-			-	-			-	\$ -		
Marygold Mutual Water Company	12.297	-	-	-	-				-	-			-	-			-	\$ -		
Monte Vista Irrigation Company	6.170	-	-	-	-				-	-			-	-			-	\$ -		
Monte Vista Water District	87.140	-	-	-	-				-	-			-	-			-	\$ -		
NCL Co, LLC	-	-	-	-	-				-	-			-	-			-	\$ -		
Niagara Bottling, LLC	11.204	-	-	-	-				-	-			-	-			-	\$ -		
Nicholson Trust	0.035	-	-	-	-				-	-			-	-			-	\$ -		
Norco, City Of	1.840	-	-	-	-				-	-			-	-			-	\$ -		
Ontario, City Of	211.340	-	-	-	-				-	-			-	-			-	\$ -		
Pomona, City Of	174.424	-	-	-	-				-	-			-	-			-	\$ -		
San Antonio Water Company	16.244	-	-	-	-				-	-			-	-			-	\$ -		
San Bernardino County Shtg Prk	0.072	-	-	-	-				-	-			-	-			-	\$ -		
Santa Ana River Water Company	11.865	-	-	-	-				-	-			-	-			-	\$ -		
Upland, City Of	41.306	-	-	-	-				-	-			-	-			-	\$ -		
West End Consolidated Water Company	8.640	-	-	-	-				-	-			-	-			-	\$ -		
West Valley Water District	5.875	-	-	-	-				-	-			-	-			-	\$ -		
Total	1,000.000	1,000.000	1.900	998.100	1.900	100.000%	998.100	998.100	1,000.000	-	0.000%	-	-	1,000.000	-	0.000%	-	1,000.000	\$ 675,000.00	

[A]	[B]	[C]	[D]	[E]	[F]	[G]	[H]	[I]	[J]	[K]	[L]	[M]	[N]	[O]	[P]	[Q]	[R]	[S]	[T]	[U]
	As Provided On CBWM Notice To Parties	As Stated On Form By Party	Copied From [B] If Purchasing Water	= [C] - [D]	Copied From [B] If Purchasing Water	Party's [F] Divided By Total [F]	= Iteration Amount Available * [G]	[H] or [E], Whichever Is Lesser	= [D] + [I]	Copied From [B] If Purchasing Water	Party's [K] Divided By Total [K]	= Iteration Amount Available * [L]	[M] or ([C] - [J]), Whichever Is Lesser	= [J] + [N]	Copied From [B] If Purchasing Water	Party's [P] Divided By Total [P]	= Iteration Amount Available * [Q]	[R] or ([C] - [O]), Whichever Is Lesser	= [O] + [S]	= [T] * \$/AF Cost

THIS PAGE
HAS
INTENTIONALLY
BEEN LEFT
BLANK
FOR PAGINATION

CHINO BASIN WATERMASTER

II. BUSINESS ITEMS

A. WATERMASTER WORK CONTINUITY DURING NATIONWIDE RESPONSE TO COVID-19 PANDEMIC



CHINO BASIN WATERMASTER

9641 San Bernardino Road, Rancho Cucamonga, CA 91730
Tel: 909.484.3888 Fax: 909.484.3890 www.cbwm.org

PETER KAVOUNAS, P.E.
General Manager

STAFF REPORT

DATE: March 26, 2020

TO: Board Members

SUBJECT: Watermaster Work Continuity During Nationwide Response to COVID-19 Pandemic
(Business Item II.A.)

SUMMARY:

Issue: The nationwide response to the COVID-19 pandemic has created circumstances that warrant discussion of Watermaster work continuity.

Recommendation: Discuss and, if necessary, provide direction to staff.

Financial Impact: There is no financial impact associated with this recommendation.

Future Consideration

Watermaster Board – March 26, 2020: Possible direction to staff [Normal Course of Business]

ACTIONS:

Watermaster Board – March 26, 2020:

*Watermaster's function is to administer and enforce provisions of the Judgment and subsequent orders of the Court,
and to develop and implement an Optimum Basin Management Program*

BACKGROUND

Many of the Appropriative Pool (AP) parties are utilities that need to continue to operate during the emergency response to the COVID-19 pandemic, while at the same time protecting the health and safety of their staff. The following action was reported following the Confidential Session of a Special meeting of the AP on March 19, 2020:

The Appropriative Pool requests that Watermaster suspend for at least 30 days its activities relating to Safe Yield Reset, Storage Management Plan, Optimum Basin Management Plan Update (with the exception of CEQA), Ag Pool Contest and basin storage evacuation plan because of the COVID-19 National Emergency that is diverting and causing the suspension of public resources, including the closure this week of the San Bernardino Superior Court that exercise jurisdiction over Watermaster as an arm of the Court.

DISCUSSION

Some of the work referenced in the AP motion is within the powers and duties of Watermaster and has defined externally-imposed timeframes and due dates, which remain unchanged (e.g. Safe Yield Recalculation, water transactions, contests, budgeting), while there is some of the work that, even though is within the powers and duty of the Watermaster, depends on the input and collaboration of the parties (e.g. developing an agreement to adopt a storage management plan).

The Safe Yield recalculation effort is nearing completion. Stakeholders have been engaged in the model calibration and the planning scenario development, and we anticipate the Engineer's Technical Memorandum documenting the resulting computation to be distributed at the end of March, and then brought forth to the Board, after consideration by the Pool and Advisory Committees.

In deference to the parties who are being impacted by the response to the pandemic Watermaster staff intends to postpone the next scheduled Drafting Session aimed at developing agreement among the parties to adopt the Storage Management Plan developed in 2019. Since the circumstances are changing daily it is difficult to predict exactly when would be a suitable date for the Drafting Session. Consequently, the Drafting Session scheduled for March 30, 2020, will be postponed to a date to be determined later. Further orders from state, federal and local agencies – including the San Bernardino Superior Court may have a direct bearing on resource management generally and Watermaster specifically. Staff intends to update the Board and stakeholders of information relevant to resource management within the basin.

Delays in the development of adoption of the Storage Management Plan could create complications (see Business Item II.B). We believe that stakeholders are keenly attuned to the challenges, and intend to work diligently toward timely adoption of the Storage Management Plan so water held in storage is properly managed and accounted for to avoid harm to the parties and in conformity with our contractual obligations.

Watermaster staff, Legal Counsel, and Engineer perform a variety of tasks in carrying out the function of Watermaster. While some of the work is operational in nature (water level reading, water quality sample collection), the majority of the work is technical, legal, and administrative.

Watermaster has continuously adopted practices to increase efficiency and reduce cost, focusing on adopting technology that allows work to be done remotely. As a result Watermaster staff, attorneys, and consultants have been able to implement all measures necessary to continue performing the function of Watermaster, while at the same time protecting the health of employees and prevent the spread of the virus.

Staff is prepared to further discuss the above, as well as any other aspect of the work the Board may wish to examine.

CHINO BASIN WATERMASTER

II. BUSINESS ITEMS

B. NOTICE OF POTENTIAL STORAGE LIMITATION



CHINO BASIN WATERMASTER

9641 San Bernardino Road, Rancho Cucamonga, CA 91730
Tel: 909.484.3888 Fax: 909.484.3890 www.cbwm.org

PETER KAVOUNAS, P.E.
General Manager

STAFF REPORT

DATE: March 26, 2020
TO: Board Members
SUBJECT: Notice of Potential Storage Limitation (Business Item II.B.)

SUMMARY:

Issue: The parties' cumulative stored water accounts are approaching the Basin's Safe Storage Capacity, as temporarily increased by the 2017 PEIR addendum, identified in the Optimum Basin Management Program Implementation Plan.

Recommendation: Authorize staff to issue the Notice.

Financial Impact: There is no financial impact associated with this action.

Future Consideration

Watermaster Board – March 26, 2020: Approval [Within WM Duties and Powers]

ACTIONS:

Appropriative Pool – March 12, 2020: Offered Advice and Assistance
Non-Agricultural Pool – March 12, 2020: Offered Advice and Assistance
Agricultural Pool – March 12, 2020: Offered Advice and Assistance
Advisory Committee – March 19, 2020: Offered Advice and Assistance
Watermaster Board – March 26, 2020:

Watermaster's function is to administer and enforce provisions of the Judgment and subsequent orders of the Court, and to develop and implement an Optimum Basin Management Program

BACKGROUND

In 2000, the management of the Chino Basin pursuant to the Optimum Basin Management Program Implementation Plan was the subject of the Final Program Environmental Impact Report for the Optimum Basin Management Program (PEIR). The PEIR analyzed the impacts of storage of water within the Basin within the 500,000 acre-feet Safe Storage Capacity, as defined within the OBMP Implementation Plan.

In 2017, the Inland Empire Utilities Agency ("IEUA") adopted Addendum No. 1 to the Optimum Basin Management Program Project, which found that the Safe Storage Capacity could be expanded to 600,000 acre-feet of managed storage through June 2021 without additional impacts to the Basin ("Temporary Safe Storage Capacity").

The Metropolitan Water District of Southern California ("MWD"), the Inland Empire Utilities Agency, Three Valleys Municipal Water District, and Watermaster have entered into a contract titled Dry Year Yield Program (DYYP). Under the provisions of the contract MWD has the right to put up to 25,000 acre-feet of water per year in the program, up to a maximum of 100,000 acre-feet.

Through June 30, 2019, approximately 549,240 acre-feet of the Temporary Safe Storage Capacity are occupied by water of the Parties and water stored by MWD pursuant to the DYYP. MWD has "put" an additional 17,350 acre-feet in the DYYP since July 1, 2019, bringing the balance of the DYYP to approximately 65,065 acre-feet.

DISCUSSION

Based on the parties' projections of pumping in production year 2019/20, and the remaining contractual obligation to accommodate MWD, Watermaster anticipates the volume occupied by the parties and the DYYP will increase in production 2020/21 and reach approximately 590,000 acre-feet and possibly as high as 595,000 acre-feet.

At present the water in storage is projected to approach the Temporary Safe Storage Capacity of 600,000 acre-feet. Watermaster and the parties need to develop a plan for orderly evacuation of water from storage for amounts that exceed the Temporary Safe Storage Capacity, and Watermaster is asking the parties for input in developing such a plan. Beyond June 30, 2021 the Safe Storage Capacity would revert to 500,000 acre-feet, creating an even greater need to evacuate storage.

On March 26, 2020 Watermaster staff will present the attached Draft Notice (Attachment 1) to the Watermaster Board, with the recommendation to authorize serving the Notice on the parties.

The Watermaster Parties have developed a draft Storage Management Plan, pursuant to which the OBMP Implementation Plan's Safe Storage Capacity concept would be replaced by a First Managed Storage Band comprising 800,000 acre-feet. IEUA has initiated the CEQA review process of this Storage Management Plan such that it would be completed by June 30, 2020. Upon the agreement of the parties to amend the Peace Agreement in order to include the Storage Management Plan within the OBMP Implementation Plan, the Court could order Watermaster to implement the Plan and up to 800,000 acre-feet of storage space would be available for use, providing enough storage capacity to accommodate the parties' storage needs, including DYYP, in the future.

On March 12, 2020 the Draft Notice was presented to the Pools for advice and assistance. The City of Chino's legal counsel commented that the Notice as written is too vague, ill-advised, and an inappropriate warning to the parties that have a right to storage in the Basin. No other advice was offered during the Pool meetings.

On March 19, 2020 the Draft Notice was presented to the Advisory Committee for advice and assistance. Advice was offered by various members of the Advisory Committee: the City of Ontario representative

requested more detail on the “orderly plan for evacuation of storage” mentioned in the Notice, and advised that there might be several options available to the parties; the City of Pomona representative commented that Watermaster staff should commence developing a plan for evacuation of storage sooner rather than later; the City of Chino Hills representative advised that Watermaster staff should coordinate closely with MWD to understand their future plans regarding DYY “put”; and, the Monte Vista Water District representative advised that development of a plan for evacuation of storage should be considered in light the ongoing nationwide emergency response to the corona virus pandemic.

Watermaster staff and counsel have considered the advice offered during the Pool and Advisory Committee meetings and recommend proceeding issuing the notice as drafted.

ATTACHMENTS

1. Draft Notice of Potential Limitation on Local Storage

THIS PAGE
HAS
INTENTIONALLY
BEEN LEFT
BLANK
FOR PAGINATION

NOTICE OF POTENTIAL LIMITATION ON LOCAL STORAGE

Pursuant to sections 5.2(b)(x) and 5.2(b)(xi) of the Peace Agreement and sections 8.2(h) and 8.2(i) of the Watermaster Rules & Regulations, the Watermaster Board provides this notice that the total quantity of stored water in the Basin in excess of 600,000 acre-feet (AF) is subject to limitation by Watermaster and the exercise of its discretion.

In accordance with contractual obligations among the Metropolitan Water District of Southern California ("MWD"), the Inland Empire Utilities Agency, Three Valleys Municipal Water District, and Watermaster, MWD may require Watermaster to accept delivery of 25,000 AF per annum to be placed into storage up to a maximum capacity of 100,000 AF. When this stored water is combined with the cumulative quantity of existing and projected managed storage, it may cause the total volume of stored water to exceed 600,000 AF.

Consequently, prior to May 1, 2020, Watermaster will coordinate with parties to the Judgment to develop an orderly plan to facilitate and potentially require the parties removing water from storage by reasonable means in an amount sufficient to enable Watermaster to fulfill its contractual obligations as to recharge and storage of imported water by MWD.

DRAFT

THIS PAGE
HAS
INTENTIONALLY
BEEN LEFT
BLANK
FOR PAGINATION

CHINO BASIN WATERMASTER

II. BUSINESS ITEMS

C. FIRST AMENDMENT TO TASK ORDER NO. 1 UNDER MASTER AGREEMENT REGARDING THE MANAGEMENT OF COLLABORATIVE PROJECTS (SALINITY MANAGEMENT)



CHINO BASIN WATERMASTER

9641 San Bernardino Road, Rancho Cucamonga, CA 91730
Tel: 909.484.3888 Fax: 909.484.3890 www.cbwm.org

PETER KAVOUNAS, P.E.
General Manager

STAFF REPORT

DATE: March 26, 2020

TO: Board Members

SUBJECT: First Amendment to Task Order No. 1 Under Master Agreement Regarding the Management of Collaborative Projects (Salinity Management) (Business Item II.C.)

SUMMARY:

Issue: Increased TDS concentrations during the drought may have consequences in the recycled water recharge permits from the Regional Board, a Salinity Management study is necessary to maintain the recycled water recharge programs. The Regional Board consultation process has taken longer than expected and has requested additional work product that was unanticipated when the parties entered into the Task Order No. 1.

Recommendation: Approve the amendment to the Task Order as presented and authorize the General Manager to execute the agreement on behalf of Watermaster subject to any necessary non-substantive changes.

Financial Impact:

The total increase for Watermaster costs to complete the project is \$97,925. A budget amendment will be required to cover the \$33,776 for the remainder of the FY 19/20 and the remaining project costs of \$59,076 and \$43,186 for contingency and environmental review will be budgeted for FY 20/21

Future Consideration

Watermaster Board – March 26, 2020: Approve and authorize GM to sign [Advisory Committee Approval Required]

ACTIONS:

Appropriative Pool – March 12, 2020: Unanimously recommended Advisory Committee Approval

Non-Agricultural Pool – March 12, 2020: Unanimously recommended its representatives to support at Advisory Committee and Watermaster Board subject to changes they deem appropriate

Agricultural Pool – March 12, 2020: Unanimously recommended Advisory Committee Approval

Advisory Committee – March 19, 2020: Unanimously approved

Watermaster Board – March 26, 2020:

Watermaster's function is to administer and enforce provisions of the Judgment and subsequent orders of the Court, and to develop and implement an Optimum Basin Management Program

BACKGROUND

In 2004, The Regional Board amended the Basin Plan to incorporate the maximum benefit SNMP for the Chino Basin to incorporate numerically higher, maximum-benefit-based TDS and nitrate objectives for the Chino-North groundwater management zone. The maximum benefit objectives created assimilative capacity for TDS and increased the nitrate objective to enable the cost-efficient, maximum reuse of recycled water for irrigation and recharge. The SNMP includes nine maximum benefit commitments that Watermaster and the IEUA must implement to obtain continued access to the maximum-benefit objectives. Maximum benefit commitment number 6, specifies that:

“Within 60 days after the IEUA 12-month running average effluent concentration (measured as an average for all IEUA wastewater treatment facilities) for TDS exceeds 545 mg/L for 3 consecutive months, or the 12-month running average total inorganic nitrogen (TIN) concentration (measured as an average for all IEUA wastewater treatment facilities) exceeds 8 mg/L in any month, the IEUA shall submit to the Regional Board a plan and time schedule for implementation of measures to insure that the 12-month running average agency wastewater effluent quality does not exceed 550 mg/L and 8 mg/L for TDS and TIN, respectively. The Plan and schedule are to be implemented upon Regional Board approval.”

In 2015, the TDS concentration in recycled water produced by the IEUA approached, but did not reach the regulatory limits that would require the IEUA and Watermaster to submit a plan and schedule to manage recycled water TDS concentrations. Although the TDS concentration declined from the 2015 peak before exceeding the regulatory limit, it was an important indicator that the TDS concentration of recycled water is likely to approach or exceed the discharge limitation and trigger the planning for recycled water quality improvements during the next prolonged dry period. Given the potential cost of implementing recycled water quality improvements for what might only be short-term exceedances of the 12-month running average limitation, the IEUA and Watermaster are interested in modifying the recycled water permits and the Basin Plan to allow for a longer-term averaging period for TDS concentrations.

To obtain approval from the Regional Board for the Basin Plan modifications, and any associated permit modifications, the IEUA and Watermaster must perform a detailed evaluation of the TDS and nitrate concentration impacts to Chino Basin groundwater. The objective of the evaluation is to compare the relative water quality and economic impacts of the existing and proposed regulatory compliance strategies. Watermaster and IEUA entered into Task Order 1 in September 2017.

DISCUSSION

The project work began in September 2017. Since that time, the project team -i.e. staff from WEI, Watermaster and IEUA- have been meeting frequently to review interim project deliverables and plan next steps. The project team has also coordinated closely with the Regional Board staff throughout the development of the technical work in support of the Basin Plan Amendment, and frequently reported on the progress of the work to the parties during Pool meetings.

Through several meetings and discussions amongst the project team and with the Regional Board over the October 2019 through January 2020 period, it was identified that several changes to the scope of work are required to complete the project. These changes are outlined in Attachment 2 to this staff report.

The item was presented to three pools and was unanimously recommended for Advisory Committee approval. The Advisory Committee unanimously approved.

ATTACHMENTS

1. First Amendment to Task Order No. 1 Under Master Agreement for Collaborative Projects (Salinity Management)
2. Exhibit B: Request to Amend the Budget and Schedule to Support the Basin Plan Amendment to Update the Maximum Benefit Salt and Nutrient Management Plan for the Chino Basin

THIS PAGE
HAS
INTENTIONALLY
BEEN LEFT
BLANK
FOR PAGINATION

**FIRST AMENDMENT
to
TASK ORDER NO. 1
BASIN PLAN AMENDMENT
under the
MASTER AGREEMENT
REGARDING THE MANAGEMENT OF COLLABORATIVE PROJECTS
between
INLAND EMPIRE UTILITIES AGENCY
and
CHINO BASIN WATERMASTER**

This First Amendment to Task Order No. 1 is made and entered into as of the __ day of March, 2020 by and between the Inland Empire Utilities Agency (“IEUA”) and the Chino Basin Watermaster (“Watermaster”) (each a “Party” and collectively, the “Parties”).

RECITALS

A. Task Order No. 1 (“Task Order”) for the Basin Plan Amendment was executed by IEUA and Watermaster, effective September 28, 2017.

B. IEUA and Watermaster wish to amend the Task Order to include additional technical and environmental consulting services necessary for the completion of the Basin Plan Amendment contemplated in the Task Order, as detailed in **Exhibit B**.

NOW THEREFORE IT IS AGREED TO AMEND THE TASK ORDER AS FOLLOWS:

1. Section 2 of the Task Order titled “SCOPE” shall be amended as reflected below:

To obtain approval from the Regional Board for permit and Basin Plan modifications, the IEUA and Watermaster must perform a detailed evaluation of the TDS concentration impacts to Basin groundwater. Such an evaluation is referred to by the Regional Board as an Antidegradation Analysis. The objective of the analysis is to compare the relative water quality and economic impacts of the existing and proposed regulatory compliance strategies.

The scope of work encompassed by this Task Order is attached hereto as **Exhibit A and Exhibit B**, as well as any environmental review that is necessary to complete the projects contemplated by this Amendment to Task Order No. 1.

2. Section 5 of the Task Order titled “BUDGET AND COST ALLOCATION” shall be amended to read:

Unless the scope of work is changed and an increase is authorized by the Parties, the total

projected cost for the activities to be undertaken pursuant to this Task Order is nine hundred eighteen thousand nine hundred and nine dollars (\$918,909) (“Budget”). The Parties agree that the Budget is shared as shown in the table below. The Budget shown below is shared equally, except for the portion specific to nitrogen and the associated portion of contingency, which IEUA will solely bear. Watermaster will bear no costs with respect to the nitrogen portions of the project. The Parties shall budget, pursuant to their own budget mechanism, such that each is able to expend the amounts shown in the Fiscal Years shown in the table below, or as amended to this Task Order.

Description	Original Budget	Amended Budget	Difference
Salinity Basin Plan Amendment	\$408,000	\$603,909	\$195,909
Nitrogen Modeling & Evaluation	\$229,000	\$229,000	\$0
Environmental	\$20,000	\$20,000	\$0
Contingency	\$66,000	\$66,000	\$0
Total	\$723,000	\$918,909	\$195,909

Entity	Fiscal Year 2017/18	Fiscal Year 2018/19	Fiscal Year 2019/2020	Fiscal Year 2020/2021
Watermaster	\$106,981	\$31,042	\$110,912	\$102,262
IEUA	\$217,204	\$63,024	\$159,160	\$128,323
Total	\$324,186	\$94,066	\$270,072	\$230,585

- Section 6 of the Task Order titled “TOTAL BUDGETED COST” shall be amended to read:

The Parties agree to pay their respective portion of the total costs. The Parties shall not be required to pay more than \$918,909 (“Total Budgeted Cost”).

- Section 7 of the Task Order titled “MAXIMUM COSTS TO WATERMASTER” shall be amended to read:

The costs to be required of Watermaster under this Agreement shall not exceed its share of the Total Budgeted Cost, as shown in Section 5 above, or \$351,197.

- Section 8 of the Task Order titled “MAXIMUM COSTS TO IEUA” shall be amended to read:

The costs to be required of IEUA under this Agreement shall not exceed its share of the Total Budgeted Cost, as shown in Section 5 above, or \$567,712.

ALL OTHER PROVISIONS SHALL REMAIN UNCHANGED.

IN WITNESS WHEREOF, the Parties hereby have caused this Amendment to be entered as of the

day and year first written above.

INLAND EMPIRE UTILITIES AGENCY:

CHINO BASIN WATERMASTER:

SHIVAJI DESHMUKH
General Manager

(DATE)

PETER KAVOUNAS
General Manager

(DATE)

THIS PAGE
HAS
INTENTIONALLY
BEEN LEFT
BLANK
FOR PAGINATION



February 7, 2020

Inland Empire Utilities Agency
Attn: Joshua Aguilar
PO Box 9020
Chino Hills, CA 91709

Chino Basin Watermaster
Attn: Edgar Tellez Foster
9641 San Bernardino Road
Rancho Cucamonga, CA 91730

Subject: *Request to Amend the Budget and Schedule to Support the Basin Plan Amendment to Update the Maximum Benefit Salt and Nutrient Management Plan for the Chino Basin*

Dear Mr. Aguilar and Dr. Tellez Foster,

Pursuant to our recent discussions, WEI has prepared this change order request to amend the scope of work and budget for the WEI project to support a Basin Plan amendment to update the Maximum Benefit Salt and Nutrient Management Plan (maximum benefit SNMP) for the Chino Basin. The original scope of work and budget for the Basin Plan amendment project were described in the enclosed June 26, 2017 letter proposal.

The project work began in September 2017. Since that time the project team—e.g. staff from WEI, Watermaster, and the IEUA—have been meeting frequently to review interim project deliverables and plan next steps. The project team has also coordinated closely with Regional Board staff throughout the development of the technical work in support of the Basin Plan amendment. Through several meetings and discussions amongst the project team and with the Regional Board over the October 2019 through January 2020 period, it was identified that several changes to the scope of work are required to complete the project. This letter describes the project objectives and tasks, the work completed to date, the required revisions to the scope of work, and the revised cost and schedule to complete the project.

Background and Project Objectives

In 2004, The Regional Board amended the Basin Plan to incorporate the maximum benefit SNMP for the Chino Basin to incorporate numerically higher, maximum-benefit-based TDS and nitrate objectives for the Chino-North groundwater management zone. The maximum benefit objectives created assimilative capacity for TDS and increased the nitrate objective to enable the cost-efficient, maximum reuse of recycled water for irrigation and recharge. The SNMP includes nine maximum benefit commitments that Watermaster and the IEUA must implement to obtain continued access to the maximum-benefit objectives. Maximum benefit commitment number 6, specifies that:

“Within 60 days after the IEUA 12-month running average effluent concentration (measured as an average for all IEUA wastewater treatment facilities) for TDS exceeds 545 mg/L for 3 consecutive months, or the 12-month running average total inorganic nitrogen (TIN) concentration (measured as an average for all IEUA wastewater treatment facilities) exceeds 8

mg/L in any month, the IEUA shall submit to the Regional Board a plan and time schedule for implementation of measures to insure that the 12-month running average agency wastewater effluent quality does not exceed 550 mg/L and 8 mg/L for TDS and TIN, respectively. The Plan and schedule are to be implemented upon Regional Board approval.”

In 2015, the TDS concentration in recycled water produced by the IEUA approached, but did not reach the regulatory limits that would require the IEUA and Watermaster to submit a plan and schedule to manage recycled water TDS concentrations. Although the TDS concentration declined from the 2015 peak before exceeding the regulatory limit, it was an important indicator that the TDS concentration of recycled water is likely to approach or exceed the discharge limitation and trigger the planning for recycled water quality improvements during the next prolonged dry period. Given the potential cost of implementing recycled water quality improvements for what might only be short-term exceedances of the 12-months running average limitation, the IEUA and Watermaster are interested in modifying the recycled water permits and the Basin Plan to allow for a longer-term averaging period for TDS concentrations.

To obtain approval from the Regional Board for the Basin Plan modifications, and any associated permit modifications, the IEUA and Watermaster must perform a detailed evaluation of the TDS and nitrate concentration impacts to Chino Basin groundwater. The objective of the evaluation is to compare the relative water quality and economic impacts of the existing and proposed regulatory compliance strategies. The objectives of the WEI scope of work to support the Basin Plan amendment are: to develop and use updated modeling tools to evaluate the TDS and nitrate concentrations of the Chino Basin, to define alternative salinity management scenarios and perform an antidegradation analysis, to use the results to develop a regulatory compliance strategy that includes a longer-term average period for recycled water TDS concentrations, to support the negotiation of a final compliance strategy with the Regional Board, and to provide required assistance to the Regional Board to prepare a Basin Plan amendment.

Scope of Work and Progress to Date

The scope of work to support the Basin Plan amendment was broken down into nine tasks, as follows:

- Task 1 - Develop Planning Data
- Task 2 - Develop Planning Scenarios
- Task 3 - Develop Solute Transport Model Based on the 2017 Chino Basin Watermaster Model and Evaluate Baseline Planning Scenario
- Task 4 - Evaluate Planning Scenarios
- Task 5 - Develop Salinity Management Proposal
- Task 6 - Provide Support to IEUA/ Watermaster in Communicating the Salinity Management Proposal to Their Stakeholders
- Task 7 - Provide Technical Support to IEUA/ Watermaster in Negotiating the Salinity Management Proposal with the Regional Board
- Task 8 - Support Development of a Basin Plan Amendment to Formalize the Salinity Management Proposal
- Task 9 - Meetings and Project Management

The task objectives, subtasks, and deliverables were described in the enclosed June 26, 2017 proposal.

The estimated cost to complete the project based on the 2017 proposal was \$636,626 and it was anticipated that it would take 24 months to complete the project.

The following is the summary of the work completed by WEI over the period of September 2017 through December 2019:

- Completed the development of the proposed technical approach and planning assumptions and technical approach for approval by the Regional Board.
- Completed the development of the planning data.
- Completed the development of the vadose zone initial TDS and nitrate conditions based on loading from 1978 through 2017 and the aquifer initial TDS and nitrate concentrations based on 2012-2017 water quality conditions.
- Completed the development of computer codes for four models and a process to automate the integration and running of them.
- Completed the design of the proposed baseline planning scenario.
- Documented the planning data, technical approach, initial conditions, and computer codes in draft sections of the technical report.
- Used the models to run and analyze a baseline scenario (Scenario BPA-1a) based on the approved technical approach and assumptions. Documented the results in tables and charts and reviewed them with Watermaster and IEUA.
- Based on the model results of Scenario BPA-1, used the models to run and analyze the baseline scenario under an alternative assumption for the fate and transport of TDS and nitrate in the Vadose Zone (Scenario BPA-1b). Documented the results in tables and charts and reviewed them with Watermaster and IEUA.
- Prepared an alternative methodology to address the fate and transport of TDS and nitrate in the vadose zone based on the results of Scenarios BPA-1a and -1b. Prepared a presentation to explain the need for the alternative methodology for review with the Regional Board.
- Prepared for and led four project status and technical review meetings with the Regional Board on February 22, 2018; May 31, 2018; December 10, 2018; and October 3, 2019.
- Per the request and direction of IEUA and Watermaster, began work to update the planning projections initially developed for the project to comport with the projections being used for the Watermaster's 2020 SMP and the IEUA's Chino Basin Project.
- Participated in regular project progress conference calls and meetings with the project team.

Table 1, attached, summarizes the project costs invoiced to Watermaster as of December 31, 2019 and the allocation of the total costs to Watermaster and the IEUA per Task Order 1. A total of \$443,814 has been invoiced for work performed under Tasks 1, 2, 3, 4, and 9. Work has not yet begun on Tasks 5, 6, 7 or 8.

Required Revisions to the Project Scope of Work

Several changes to the scope of work have been identified as required to complete the project. The changes are based on the preliminary results of the technical work performed to date, additional work requested by the Regional Board, and additional work requested by the IEUA and Watermaster. The changes to the scope of work for each task are described below.

Task 1 - Develop Planning Data. The initial planning data developed, documented, and used to design and run the models for baseline scenarios BPA-1a and -1b was based on the water supply plans and data compiled in late 2017 and early 2018. Recently, Watermaster and the IEUA have performed planning studies that contain updated water supply plans of the parties and other new information: the Watermaster's 2020 Storage Management Plan (2020 SMP) and the IEUA's Chino Basin Project (CBP). Because the 2020 SMP, CPB, and this Basin Plan amendment project are all subject to CEQA review within the next year, IEUA has requested that the planning data for the Basin Plan amendment be updated to (1) reflect the water supply plans of the parties included in the 2020 SMP and CBP and (2) incorporate a revised methodology to project the future TDS concentrations of State Water Project water that is consistent with new information being used to support the CBP.

Additionally, the Regional Board has requested the development of a technical memorandum to document how the Basin Plan amendment project will account for climate change, noting that the memo will be required for Regional Board and State Board approval of the Basin Plan amendment.

The subtasks to complete Task 1 are:

- A. Revise estimate the TDS/N Concentrations for SWP water based on December 11, 2019 meeting to review technical approaches and document in a technical memorandum
- B. Evaluate technical approaches to incorporating climate change into the planning projections and document selected approach in a technical memorandum
- C. Update pumping and recycled water reuse projections for the parties and IEUA recycled recharge to match the 2020 SMP planning projections and document in a technical memorandum
- D. Update projected POTW surface water discharges (volume, TDS/N) in the model domain to reflect planning projections reported in 2019 Wasteload Allocation Model Summary Report
- E. Update Sections 2 and 3 of the final project report with updated planning data

Task 2 - Develop Planning Scenarios. Since the development of the original scope of work, additional concepts for managing salinity in the Basin have been developed, several of these are articulated as part of the CBP. It is prudent to reconsider which salinity management alternatives should be evaluated for the project, however, it is only necessary to evaluate some of the alternatives to capture the range of TDS and nitrate impacts to the Chino Basin. The universe of expanded alternatives will be described in a technical memorandum and WEI will recommend three alternatives for evaluation. WEI will present the recommendation to the project team and Watermaster and the IEUA will select the final alternatives for analysis. The subtasks to complete Task 2 are:

- A. Define the universe of salinity management alternatives to comply with maximum benefit and describe how to implement selected alternatives for the model analysis.
- B. Present them to IEUA/Watermaster and select three alternatives to evaluate in Task 4
- C. Document selected planning scenarios in a technical memorandum

Task 3 - Develop Solute Transport Model Based on the 2017 Chino Basin Watermaster Model and Evaluate Baseline Planning Scenario. One of the key components of the technical work to characterize the TDS and nitrate impacts of Watermaster and IEUA's recycled water programs and salinity management activities is to simulate the fate and transport of TDS and nitrate in the unsaturated zone of the aquifer (vadose zone). This approach was required by the Regional Board and is the first time it has been required of any discharger in the Santa Ana River watershed.

WEI, in close coordination with the Regional Board, developed a proposed approach to simulate the reduction in TDS and nitrate mass that occurs in the vadose zone. After running the models for Scenario BPA-1a, it was evident that the vadose zone assumption developed was not reasonable and that a

sensitivity analysis of the basin response to the assumption was required. WEI ran Scenario BPA-1b (under Task 4) to test an alternative assumption. The results of BPA-1a and -1b were summarized in tables and charts and reviewed them with Watermaster and IEUA. WEI then prepared an alternative methodology to address the fate and transport of TDS and nitrate in the vadose zone based on the results of Scenarios BPA-1a and -1b. The need for the alternative methodology was reviewed with the Regional Board and the Regional Board concurred that the original assumption was not plausible and that developing a single assumption is not reasonable. Thus, the Regional Board approved an approach to run additional sensitivity studies on the vadose zone assumptions and to characterize the TDS and nitrate impacts of the salinity management alternatives as a range based on the uncertainty of the assumption. A final alternative of the baseline scenario—Scenario BPA-1c—will need to be run. Additionally, the Regional Board requested that the sensitivity of the model results be tested and documented for other model assumptions including: the TDS concentration of subsurface inflows, the TDS concentration of SWP water, and the TDS of other non-Chino Basin water supplies.

Prior to running Scenario BPA-1c, Scenarios BPA-1a and -1b must be rerun to reflect the changes in the planning data required in Task 1.

The subtasks to complete Task 3 are:

- A. Re-run Scenario 1A and 1B with updated assumptions for SWP TDS and POTW discharges
- B. Run Scenario 1C with vadose zone loss assumption of 15% per direction of Regional Board staff in November 2019
- C. Test sensitivity of model results to three input data assumptions
- D. Summarize 3.A through 3.C in tables and charts and (1) review with IEUA and Watermaster and (2) review with Regional Board
- E. Update Sections 3 and 4 of the project technical report to reflect new results produced in tasks 3.A through 3.C

Task 4 - Evaluate Planning Scenarios. The original scope of work anticipated that three planning alternatives would be run. Thus far, one alternative version of the baseline scenario (Scenario BPA-1b) was run and evaluated. To complete the work, up to three salinity management alternatives will still need to be evaluated and compared. The scope of work for running these alternatives has not changed. If in Task 2, in evaluating the range of potential salinity management alternatives, it is identified that it is not necessary to use the model to evaluate three alternatives to capture the range of water quality impacts, the scope of Task 4 could be reduced to evaluating two salinity management alternatives.

The subtasks to complete Task 4 are:

- A. Simulate Planning Scenario BPA-2 with the flow and transport model
- B. Summarize results of the Scenario BPA-2 in tables and charts and review with IEUA/Watermaster staff
- C. Repeat Tasks 4.A and 4.B for remaining two planning scenarios
- D. Document evaluation of planning scenarios in project technical report

Task 5 - Develop Salinity Management Proposal. There are no changes to the scope of Task 5. The subtasks to complete Task 5 are:

- A. Develop draft Salinity Management Proposal, including updated Maximum Benefit Commitments
- B. Review draft proposal with IEUA/Watermaster Staff
- C. Finalize proposal for formal submittal to Regional Board

Task 6 - Provide Support to IEUA/ Watermaster in Communicating the Salinity Management Proposal to Their Stakeholders. There are no changes to the scope of Task 6. The subtasks to complete Task 6 are:

- A. Summarize salinity management proposal in a Microsoft PowerPoint Presentation
- B. Attend up to four meetings to present the proposal to stakeholders

Task 7 - Provide Technical Support to IEUA/ Watermaster in Negotiating the Salinity Management Proposal with the Regional Board. There are no changes to the scope of Task 7. The subtasks to complete Task 7 are:

- A. Attend up to four meetings with Regional Board Staff when Task 5.C is complete
- B. Prepare updates to the Salinity Management Proposal based on Regional Board feedback
- C. Finalize Salinity Management Proposal

Task 8 - Support Development of a Basin Plan Amendment to Formalize the Salinity Management Proposal. Since the development of the project proposal, the Regional Board has determined that the Basin Plan amendment will be subject to the State Board’s peer review process and thus a full Substitute Environmental Document (SED) and economic analysis will be required. The original scope of work assumed that only an SED checklist would be required. The SED is the Regional Board’s substitute CEQA process. The SED will be prepared by a CEQA sub-consultant.

The subtasks to complete Task 8 are:

- A. Support CEQA consultant in preparing the SED
- B. Support the Regional Board in applying for the State Board's peer review process
- C. Prepare Staff Report, Economic Analysis, and other supporting documentation for the Basin Plan amendment at the request of Regional Board staff

Task 9 - Meetings and Project Management. There is no change to the scope of work, other than to extend the duration of the project management activities to comport with the new schedule to complete the project by December 31, 2020. The subtasks to complete Task 9 are:

- A. Biweekly conference calls with IEUA/Watermaster
- B. Monthly project management activities

Fee Estimate

Table 2, attached, includes a work breakdown structure and fee estimate to characterize the labor effort and cost to complete the nine project tasks based on the revised scope of work and subtasks listed above. Table 2 also shows the original estimated labor effort and approved budget, the total costs invoiced to date, the cost to complete the remaining work, and the revised total project costs. The costs are summarized in the table below.

Original Approved Budget (1)	Billed to Date as of December 31, 2020 (2)	Cost to Complete Project in 2020 (3)	Revised Project Costs = (2) + (3)
\$636,626	\$443,814	\$388,722	\$832,535

The increased cost to complete the project is \$195,909 based on the rate schedule contained in the 2019 contract between Watermaster and WEI.

Schedule

Based on the labor effort and the time required for reviewing work products and negotiating with the Regional Board, it is estimated that the remaining project duration will be about 12 months, a completion date of December 31, 2020. Table 3 summarizes the scheduled completion month of each project task. This schedule will be highly dependent on the ability to secure meetings with Regional Boards staff to review interim deliverables. Thus far, the difficulties in scheduling meetings with the Regional Board have contributed to schedule delays. To avoid delays, WEI will work with Regional Board staff to pre-schedule all project check-ins.

Note that even if WEI's work is completed by December 2020, it should be expected that it will take the Regional Board a minimum of an additional six months to complete the peer review process and formally adopt the Basin Plan amendment.

Per our discussion at the January 21, 2020 coordination meeting, WEI is continuing work on the project to ensure we are able to meet the project schedule. If you have any questions on the scope, schedule, and deliverables of the project please let us know. We look forward to continuing our work with you on this important and timely project.

Very truly yours,

Wildermuth Environmental, Inc.



Samantha S. Adams
Vice President, Principal Scientist



Mark Wildermuth, PE
President, Principal Engineer

Enclosures: Tables 1, 2 and 3; June 26, 2017 Proposal

Table 1
Work to Support the Basin Plan Amendment to Update the Maximum Benefit
Salt and Nutrient Management Plan for the Chino Basin
Project Costs Invoiced as of December 31, 2019

Task	Contract Budget	Billed to Date	Budget Remaining
T1 - Develop Planning Data	\$60,722.00	\$60,720.03	\$1.97
T2 - Develop Planning Scenarios	\$16,818.00	\$15,416.73	\$1,401.27
T3 - Develop Solute Transport Model Based on the 2017 Chino Basin Watermaster Model and Evaluate Baseline Planning Scenario	\$304,185.00	\$305,763.42	-\$1,578.42
T4 - Evaluate Planning Scenarios (Antidegradation Analysis)	\$140,239.00	\$29,679.56	\$110,559.44
T5 - Develop Salinity Management Proposal	\$17,184.00	\$0.00	\$17,184.00
T6 - Provide Support to IEUA/ Watermaster in Communicating the Salinity Management Proposal to Their Stakeholders	\$8,820.00	\$0.00	\$8,820.00
T7 - Provide Technical Support to IEUA/ Watermaster in Negotiating the Salinity Management Proposal with the Regional Board	\$28,842.00	\$0.00	\$28,842.00
T8 - Support Development of a Basin Plan Amendment to Formalize the Salinity Management Proposal	\$21,800.00	\$0.00	\$21,800.00
T9 - Project Management	\$38,016.00	\$32,234.32	\$5,781.68
Totals	\$636,626.00	\$443,814.06	\$192,811.94

Allocation of Project Billings per Task Order No. 1 -- Basin Plan Amendment	IEUA	Watermaster	Total
Percent Share of Project Cost (including additionally budgeted contingency and environmental review)	67%	33%	100%
Allocation of Current Billings	\$2,598.58	\$1,279.90	\$3,878.48
Allocation of Total Billings to Date	\$297,355.42	\$146,458.64	\$443,814.06

Table 2
Work Breakdown Structure and Line-Item Cost Estimate to Complete
the Basin Plan Amendment to Update the Maximum Benefit Salt and Nutrient Management Plan for the Chino Basin

Description	Labor (person days)										Other Direct Costs	Original Approved Budget	Billed to Date as of December 31, 2020	Cost to Complete Project in 2020	Revised Project Costs	
	Staff								Task Repetition Multiplier	Total Labor						
	Principal Engineer III	Principal Scientist II	Principal GW Modeler	Principal SW Modeler	Senior Scientist II	Staff Scientist/Engineer II	Tech Editor/Admin	Person Days		Labor Cost						
										Sub-Task						Task
											Travel, Printing, Subs	(1)	(2)	(3)	= (2) + (3)	
Task 1 - Develop Planning Data																
<i>2017-2019 Original budget estimate for all Task 1 subtasks in June 2017 Project Proposal</i>																
<i>2020 Remaining Work to Complete Develop Planning Data</i>																
A.	3.0	8.8		3.0	13.8	10.0	0.5	1	39.0		\$60,722	\$0				
B.	1.8	1.0			6.5		0.8	1	10.0		\$17,114	\$0			\$17,114	
C.	5.0	1.0	1.0					1	7.0		\$14,912	\$0			\$14,912	
D.	1.5	0.5						1	2.0		\$4,296	\$0			\$4,296	
E.	0.3	0.3						1	0.5		\$1,064	\$0			\$1,064	
	0.5	2.0				2.0	0.5	1	5.0		\$8,388	\$0			\$8,388	
												\$16,818	\$15,417	\$6,908	\$22,325	
Task 2 Develop Planning Scenarios																
<i>2017-2019 Original budget estimate for all Task 2 subtasks in June 2017 Project Proposal</i>																
<i>2020 Remaining Work to Complete Develop Planning Scenarios</i>																
A.	2.3	4.5	0.0	0.0	1.5	1.0	0.5	1	9.8		\$16,818	\$0				
B.	0.5	0.8						1	1.3		\$2,650	\$0			\$2,650	
C.	0.4	0.8						1	1.1		\$2,379	\$0			\$2,379	
	0.3	0.5				0.1	0.1	1	1.0		\$1,879	\$0			\$1,879	
												\$304,185	\$305,763	\$61,886	\$367,649	
Task 3 Develop Solute Transport Model Based on the 2017 Chino Basin Watermaster Model and Evaluate Baseline Planning Scenario																
<i>2017-2019 Original budget estimate for all Task 3 subtasks in June 2017 Project Proposal</i>																
<i>2020 Remaining Work to Complete Develop Solute Transport Model Based on the 2017 Chino Basin Watermaster Model and Evaluate Baseline Planning Scenario</i>																
A.	22.1	17.8	45.5	30.5	0.0	68.5	2.5	1	186.9		\$303,441	\$744				
B.	0.5	0.0	7.0					1	7.5		\$14,972	\$0			\$14,972	
C.			2.0					1	2.0		\$3,968	\$0			\$3,968	
D.	0.5	0.5	6.5			1.0		1	8.5		\$16,328	\$0			\$16,328	
E.	0.5	0.8	2.0			4.0		1	7.3		\$11,834	\$200			\$12,034	
	1.0	3.0	1.0			2.0	1.5	1	8.5		\$14,584	\$0			\$14,584	

Table 2
Work Breakdown Structure and Line-Item Cost Estimate to Complete
the Basin Plan Amendment to Update the Maximum Benefit Salt and Nutrient Management Plan for the Chino Basin

Description	Labor (person days)										Other Direct Costs	Original Approved Budget	Billed to Date as of December 31, 2020	Cost to Complete Project in 2020	Revised Project Costs	
	Staff								Task Repetition Multiplier	Total Labor						
	Principal Engineer III	Principal Scientist II	Principal GW Modeler	Principal SW Modeler	Senior Scientist II	Staff Scientist/Engineer II	Tech Editor/Admin	Person Days		Labor Cost						
										Sub-Task						Task
											Travel, Printing, Subs	(1)	(2)	(3)	= (2) + (3)	
Task 4 Evaluate Planning Scenarios (Antidegradation Analysis)																
<i>2017-2019 Original budget estimate for all Task 4 subtasks in June 2017 Project Proposal</i>																
2020	Remaining Work to Complete Evaluate Planning Scenarios (Antidegradation Analysis)															
A.	Simulate Planning Scenario BPA-2 with the flow and transport models															
A.1	Update Scenario BPA-1C to incorporate features of the planning scenario															
A.2	Run flow and MT3D models for BPA-2															
B.	Summarize results of the Scenario BPA-2 in tables and charts and review with IEUA/Watermaster staff															
C.	Repeat Tasks 4.A and 4.B for remaining two planning scenarios															
D.	Document evaluation of planning scenarios in project technical report															
												\$140,239	\$29,680	\$118,920	\$148,599	
Task 5 Develop Salinity Management Proposal																
<i>2017-2019 Original budget estimate for all Task 3 subtasks in June 2017 Project Proposal</i>																
2020	Remaining Work to Complete Develop Salinity Management Proposal :															
A.	Develop draft Salinity Management Proposal and updated Maximum Benefit Commitments															
B.	Review draft proposal with IEUA/Watermaster Staff															
C.	Finalize proposal for formal submittal to Regional Board															
												\$17,184	\$0	\$18,877	\$18,877	
Task 6 Provide Support to IEUA/ Watermaster in Communicating the Salinity Management Proposal to Their Stakeholders																
<i>2017-2019 Original budget estimate for all Task 3 subtasks in June 2017 Project Proposal</i>																
2020	Remaining Work to Complete Provide Support to IEUA/ Watermaster in Communicating the Salinity Management Proposal to Their Stakeholders :															
A.	Summarize salinity management proposal in a Microsoft PowerPoint Presentation															
B.	Attend up to four meetings to present the proposal to stakeholders															
												\$8,820	\$0	\$9,868	\$9,868	
Task 7 Provide Technical Support to IEUA/ Watermaster in Negotiating the Salinity Management Proposal with the Regional Board																
<i>2017-2019 Original budget estimate for all Task 3 subtasks in June 2017 Project Proposal</i>																
2020	Remaining Work to Complete Provide Support to IEUA/ Watermaster in Negotiating the Salinity Management Proposal with the Regional Board :															
A.	Attend up to four meetings with Regional Board Staff when Task 5.C is complete															
B.	Prepare updates to the Salinity Management Proposal based on Regional Board feedback															
C.	Finalize Salinity Management Proposal															
												\$28,842	\$0	\$31,730	\$31,730	

Table 2
Work Breakdown Structure and Line-Item Cost Estimate to Complete
the Basin Plan Amendment to Update the Maximum Benefit Salt and Nutrient Management Plan for the Chino Basin

Description	Labor (person days)										Other Direct Costs	Original Approved Budget (1)	Billed to Date as of December 31, 2020 (2)	Cost to Complete Project in 2020 (3)	Revised Project Costs = (2) + (3)	
	Staff								Task Repetition Multiplier	Total Labor						Travel, Printing, Subs
	Principal Engineer III	Principal Scientist II	Principal GW Modeler	Principal SW Modeler	Senior Scientist II	Staff Scientist/Engineer II	Tech Editor/Admin	Person Days		Labor Cost						
									Sub-Task	Task						
Task 8 Support Development of a Basin Plan Amendment to Formalize the Salinity Management Proposal												\$21,800	\$0	\$72,715	\$72,715	
<i>2017-2019 Original budget estimate for all Task 3 subtasks in June 2017 Project Proposal</i>	0.5	6.0	0.0	0.0	2.0	1.0	0.5	1	10.0	\$16,800		\$5,000				
2020 Remaining Work to Complete Support Development of a Basin Plan Amendment to Formalize the Salinity Management Proposal :																
A. Support CEQA consultant in preparing the SED	0.8	3.0	1.0			2.0		1	6.8	\$12,482		\$28,000		\$40,482		
B. Prepare Staff Report, Economic Analysis, and other supporting documentation for the Basin Plan amendment at the request of Regional Board staff	1.5	6.0	1.0		2.0	4.0	2.0	1	16.5	\$28,276		\$0		\$28,276		
C. Support the Regional Board in applying for the State Board's peer review process	0.3	0.5	0.5			1.0		1	2.3	\$3,882		\$75		\$3,957		
Task 9 Project Management												\$38,016	\$32,234	\$22,044	\$54,278	
<i>2017-2019 Original budget estimate for all Task 3 subtasks in June 2017 Project Proposal</i>	6.0	12.0	0.0	0.0	0.0	3.0	0.0	1	21.0	\$38,016		\$0				
2020 Remaining Work to Complete Project Management :																
A. Biweekly conference calls with IEUA/Watermaster	0.06	0.13						24	4.5	\$9,516		\$0		\$9,516		
B. Monthly project management activities		0.5						12	6.0	\$12,528		\$0		\$12,528		
Total Tasks 1 through 9												\$636,626	\$443,814	\$388,722	\$832,535	

THIS PAGE
HAS
INTENTIONALLY
BEEN LEFT
BLANK
FOR PAGINATION

Revised Schedule To Complete the Maximum Benefit SNMP Basin Plan Amendment

Tasks and Subtasks	Estimated Task Completion Date
Task 1 - Develop Planning Data (subtasks A through E)	February 2020
Task 2 - Develop Planning Scenarios (Subtasks A through C)	March 2020
Task 3 - Develop Solute Transport Model Based on the 2017 Chino Basin Watermaster Model and Evaluate Baseline Planning Scenario	April 2020
<i>A. Re-run Scenario 1A and 1B with updated assumptions for SWP TDS and POTW discharges</i>	<i>March 2020</i>
<i>B. Run Scenario 1C with vadose zone loss assumption of 15% per direction of Regional Board staff in November 2019</i>	<i>March 2020</i>
<i>C. Test sensitivity of model results to three input data assumptions</i>	<i>March 2020</i>
<i>D. Summarize 3.A through 3.C in tables and charts and (1) review with IEUA and Watermaster and (2) review with Regional Board</i>	<i>April 2020</i>
<i>E. Update Sections 3 and 4 of the project technical report to reflect new results produced in tasks 3.A through 3.C</i>	<i>April 2020</i>
Task 4 - Evaluate Planning Scenarios (Antidegradation Analysis)	June 2020
<i>A. Simulate Planning Scenario BPA-2 with the flow and transport models</i>	<i>April 2020</i>
<i>B. Summarize results of the Scenario BPA-2 in tables and charts and review with IEUA/Watermaster staff</i>	<i>May 2020</i>
<i>C. Repeat Tasks 4.A and 4.B for remaining two planning scenarios</i>	<i>June 2020</i>
<i>D. Document evaluation of planning scenarios in project technical report</i>	<i>June 2020</i>
Task 5 - Develop Salinity Management Proposal (subtasks A through C)	August 2020
Task 6 - Provide Support to IEUA/ Watermaster in Communicating the Salinity Management Proposal to Their Stakeholders (Subtasks A through B)	October 2020
Task 7 - Provide Technical Support to IEUA/ Watermaster in Negotiating the Salinity Management Proposal with the Regional Board (Subtasks A through C)	October 2020
Task 8 - Support Development of a Basin Plan Amendment to Formalize the Salinity Management Proposal	December 2020
<i>A. Prepare Substitute Environmental Document (SED)</i>	<i>December 2020</i>
<i>B. Prepare Staff Report, Economic Analysis, and other supporting documentation for the Basin Plan amendment at the request of Regional Board staff</i>	<i>December 2020</i>
<i>C. Support the Regional Board in applying for the State Board's peer review process</i>	<i>December 2020</i>
Task 9 - Project Management	December 2020

THIS PAGE
HAS
INTENTIONALLY
BEEN LEFT
BLANK
FOR PAGINATION



March 6, 2017
Revised June 26, 2017

Inland Empire Utilities Agency
Attn: Sylvie Lee
PO Box 9020
Chino Hills, CA 91709

Chino Basin Watermaster
Attn: Peter Kavounas
9641 San Bernardino Road
Rancho Cucamonga, CA 91730

Subject: *Scope of Work and Cost Estimate to Support the Update of the IEUA's Recycled Water Permits and the Maximum Benefit Salinity Management Plan for the Chino Basin*

Dear Ms. Lee and Mr. Kavounas,

Pursuant to your request, WEI has prepared this proposal to support the update of the (1) Inland Empire Utilities Agency's (IEUA) recycled water discharge and reuse permit, (2) the joint IEUA and Watermaster groundwater recharge permit and (3) the joint IEUA and Watermaster Maximum Benefit Salinity Management Plan for the Chino Basin (e.g. the maximum benefit commitments) contained in the Water Quality Control Plan for the Santa Ana River Basin (Basin Plan). This proposal provides a brief overview of the regulatory framework and project objectives, and details the scope of work, fee estimate, schedule, and key staff resources assigned to the project.

Background and Project Objectives

The IEUA owns and operates four treatment facilities that treat wastewater to tertiary standards prior to being recharged in the Chino Basin to support groundwater supply augmentation, directly reused for irrigation or discharged to streams and channels that are tributary to the Prado Basin Reservoir on the Santa Ana River. The discharge, reuse, and recharge of recycled water by the IEUA are regulated under two permits held with the Santa Ana Regional Water Quality Control Board (Regional Board). Regional Board Order R8-2015-0036 (NPDES No. CA 8000409)¹ regulates the discharge and direct reuse of recycled water. Order R8-2007-0039² (as amended by R8-2009-0057³) regulates the recharge of recycled water for indirect potable reuse, and is a joint permit held by the IEUA and Watermaster. Additionally,

¹ Order No. R8-2015-0036 and NPDES No. CA 8000409 - WASTE DISCHARGE REQUIREMENTS AND MASTER RECLAMATION PERMIT FOR INLAND EMPIRE UTILITIES AGENCY REGIONAL WATER RECYCLING FACILITIES – SURFACE WATER DISCHARGES AND RECYCLED WATER USE.

² Order No. R8-2007-0039 – Water Recycling Requirements for Inland Empire Utilities Agency and Chino Basin Watermaster – Chino Basin Recycled Water Groundwater Recharge Program – Phase I and Phase II Projects in San Bernardino County

³ Order No. R8-2009-0057 Amending Order No. R8-2007-0039, Water Recycling Requirements for Inland Empire Utilities Agency and Chino Basin Watermaster – Chino Basin Recycled Water Groundwater Recharge Program – Phase I and Phase II Projects in San Bernardino County

the reuse of recycled water is regulated by the Basin Plan as part of the maximum benefit commitments for the Chino Basin⁴.

The permits specify limitations for total dissolved solids (TDS) and nitrogen concentrations, along with limitations for many other chemical constituents. The TDS limitation of recycled water is characterized as follows in these permits:

“The 12-month flow weighted running average TDS constituent concentration and mass emission rates shall not exceed 550 mg/L ... This limitation may be met on an agency-wide basis using flow weighted averages of the discharges from the Discharger’s RP-1, RP-4, RP-5, and CCWRF...”

The Basin Plan, specifically maximum benefit commitment number 9, specifies that:

“Within 60 days after the IEUA 12-month running average effluent concentration (measured as an average for all IEUA wastewater treatment facilities) for TDS exceeds 545 mg/L for 3 consecutive months, or the 12-month running average total inorganic nitrogen (TIN) concentration (measured as an average for all IEUA wastewater treatment facilities) exceeds 8 mg/L in any month, the IEUA shall submit to the Regional Board a plan and time schedule for implementation of measures to insure that the 12-month running average agency wastewater effluent quality does not exceed 550 mg/L and 8 mg/L for TDS and TIN, respectively. The Plan and schedule are to be implemented upon Regional Board approval.”

In 2015, the 12-month running average TDS concentration in recycled water produced by the IEUA approached the 545 mg/L metric that would require the IEUA and Watermaster to submit a plan and schedule to manage recycled water TDS concentrations. Research performed by the IEUA found that the primary driver for the increasing TDS concentration in its recycled water was an increase in the TDS concentration of the water supplies used by its member agencies. The increase may also be, in part, due to an increase of the TDS waste increment resulting from indoor water conservation.

Although the 12-month running average TDS concentration declined from the 2015 peak before the three-consecutive-month trigger, it was an important indicator that the TDS concentration of recycled water is likely to approach or exceed the discharge limitation and trigger the planning for recycled water quality improvements during the next prolonged dry period, or even sooner. Given the potential cost of implementing recycled water quality improvements for what might only be short-term exceedances of the 12-months running average limitation, the IEUA and Watermaster are interested in modifying the recycled water permits and the Basin Plan to allow for a longer-term averaging period for TDS concentrations.

To obtain approval from the Regional Board for these permit and Basin Plan modifications, the IEUA and Watermaster must perform a detailed evaluation of the TDS concentration impacts to Chino Basin groundwater. Such an evaluation is termed by the Regional Board as an Antidegradation Analysis. The objective of the analysis is to compare the relative water quality and economic impacts of the existing and proposed regulatory compliance strategies. The IEUA and Watermaster last performed an

⁴ See Table 5-8a and pages 5-49 in the Basin Plan located here:

http://www.waterboards.ca.gov/rwqcb8/water_issues/programs/basin_plan/docs/2016/Chapter_5_February_2016.pdf

antidegradation analysis in June 2009, to support R8-2009-057, which amended R8-2007-039 to change the recycled water contribution averaging period from a 60-month to a 120-month period.

The IEUA has already engaged with Regional Board staff to discuss the requested modifications to the TDS concentration limitations contained in the recycled water permits and the Basin Plan. The Regional Board is supportive of the concept and has indicated that the IEUA and Watermaster should proceed with the required demonstrations.

On May 30, 2017 Watermaster, IEUA and WEI met to discuss adding the analysis of nitrate concentrations in the Chino Basin to the salinity management scope of work. The rationales for adding nitrate to the scope of work include: (1) as a condition of updating the IEUA permits and the Basin Plan, the Regional Board has requested that Watermaster and the IEUA commit to developing TDS and nitrate concentration projections for the Chino Basin every six years, similar to the requirements of the Cooperative Agreement and (2) the IEUA has indicated interest in addressing recycled water compliance for the groundwater recharge program as it relates to nitrate impacts at specific recharge sites and on a basin-scale to support their planning efforts. The TDS and nitrate (TDS/N) concentration projections can either be performed concurrently or the nitrate concentration projections can be performed in the year following the completion of the TDS projections. Performing the TDS/N concentration projections concurrently will reduce the overall cost of the work, provide more timely information for IEUA's recycled water planning activities related to nitrate compliance, and ensure that all recommended changes to the IEUA permits and Basin Plan based on the results of the work can be made all at once.

The objectives of the following scope of work to support the permit and Basin Plan modifications are: to develop and use updated modeling tools to evaluate the TDS/N concentrations of the Chino Basin, to define planning scenarios and perform an antidegradation analysis, to use the results to develop a regulatory compliance strategy that includes a longer-term average period for recycled water TDS concentrations, to develop a regulatory compliance strategy for nitrate, to support the negotiation of a final compliance strategies with the Regional Board, and to provide required assistance to the Regional Board to prepare a Basin Plan amendment. IEUA and Watermaster can also use the TDS/N projections to develop an understanding of how current and planned basin management activities will impact TDS and nitrate concentrations in the Basin, to plan for future water supply and wastewater treatment plant improvements, and to periodically inform the Regional Board of projected changes in TDS and nitrate concentrations and efforts to manage them.

Scope of Work

The scope of work to support the update of the IEUA NPDES Permit and the Maximum Benefit Salinity Management Plan for the Chino Basin is broken down into nine tasks, as follows. The tasks and subtasks are also listed in the attached Table 1, which details the labor effort, in person-days, required to perform each subtask.

Task 1 Develop Planning Data

The objective of this task is to collect, process, and analyze the planning data required to prepare a range of plausible water management scenarios for the Chino Basin that can be evaluated to assess their relative impacts to TDS/N concentrations in the basin. This data includes agency water supply sources, the associated TDS/N concentrations of each supply source, and their supply plans based on wet, dry, and normal conditions. The data will be collected from IEUA staff and Watermaster databases and compiled into tables and charts that characterize the individual and collective water supply plans and the range of existing and potential future TDS/N concentrations for each supply source. The planning data will be verified with the Chino Basin water supply agencies to ensure accuracy. The planning data,

once verified, will be documented in a task memorandum and submitted to the IEUA and Watermaster. The subtasks are:

- 1.1. Collect Water Supply, TDS/N, and Waste Increment Data from IEUA, and Others as Necessary
- 1.2. Develop Water Supply Plans for Dry, Wet and Other Conditions and Confirm Accuracy with Agencies
- 1.3. Estimate TDS/N Concentrations in Local Supplies
- 1.4. Estimate the TDS/N Concentrations for SWP Water Based on Historical TDS/N and associated SWP Allocations and Most Recent SWP Delivery Reliability Report
- 1.5. Evaluate TDS/N Waste Increment and Develop Future Projection of It
- 1.6. Collect, Compile and Validate Projected Surface Water Discharge and TDS/N data for Discharges in the Model Domain (Riverside Narrows, Temescal Wash, other SAR Tributaries, POTWs, and Recharge) for the Planning Period
- 1.7. Document Planning Data in a Tech Memo

Task 2 Develop Planning Scenarios

The objectives of this task are to clearly articulate the TDS/N management challenge; describe the factors that can impact the TDS/N concentration in the water supply, groundwater, and wastewater; and develop a range of plausible water management planning scenarios based on historical hydrologic conditions. A total of four scenarios will be developed (baseline and three planning variants) and a series of performance metrics will be defined to evaluate the scenarios. The work performed for this task will be documented in a task memorandum and submitted to the IEUA and Watermaster. The subtasks are:

- 2.1. Articulate the TDS/N Management Challenge and the Drivers of TDS/N Concentration Changes Over Time
- 2.2. Develop Four Plausible Planning Scenarios Based on Historical Dry Periods that Can Be Identified in Local Data and in the Planning Hydrology in the SWP Delivery Reliability Report
- 2.3. Develop Performance Metrics for Scenario Evaluation
- 2.4. Document Planning Scenarios in a Tech Memo

Task 3 Develop Solute Transport Model Based on the 2017 Chino Basin Watermaster Model and Evaluate Baseline Planning Scenario

The objective of this task is to develop a water quality modeling projection tool that will enable the development of TDS/N concentrations projections for the Chino Basin and to apply the tool to develop a TDS/N concentration projection for the baseline planning scenario. WEI proposes to develop an MT3D-based numerical solute transport model⁵ that is based on the 2017 Chino Basin Watermaster Model (this is the latest version). WEI proposes to build this model for forward projections only and defer a formal calibration of it to a later time. A properly constructed uncalibrated TDS/N model can be used to test the impacts of different TDS/N management strategies on the relative rate of future TDS/N concentration changes. For example, an uncalibrated model can be used to reasonably compare the rate of TDS/N concentration degradation in the basin from a range of permit discharge limitations, as proposed in this scope of work.

This task will produce TDS/N concentration projections for the baseline scenario, which will be summarized in tabular and graphical formats for review and discussion with the IEUA and Watermaster.

⁵ Zheng, C. 1990. MT3D, A Modular Three-Dimensional Transport Model for Simulation of Advection, Dispersion and Chemical Reactions of Contaminants in Groundwater Systems, Report to the U.S. Environmental Protection Agency Robert S. Kerr Environmental Research Laboratory, Ada, Oklahoma.

After review, all the work performed for this task will be documented in a task memorandum and submitted to the IEUA and Watermaster. The following are the subtasks. Table 1 provides a breakdown of each step within these subtasks.

- 3.1. Develop 2017 Initial Conditions in the Saturated and Vadose Zones
- 3.2. Develop TDS/N Concentrations for Each Recharge and Discharge Component for the Planning Period
- 3.3. Run Baseline Scenario Simulations and Sensitivity Analysis
- 3.4. Document Evaluation Tool in a Tech Memo

This task could be expanded to include calibration of the model, but at substantially more cost. A calibrated model would improve confidence in the result and could then be used for more precise planning of future facilities required for salinity management.

Task 4 Evaluate Planning Scenarios

The objectives of this task are to use the water quality model developed in Task 3 to evaluate the planning scenarios defined in Task 2. This task will produce a series of projected TDS/N concentration time-histories for the Chino Basin groundwater management zones for the Chino Basin that can be compared to the results of the baseline scenario evaluated Task 3.⁶ And, this information will be used to support the antidegradation analysis required by the Regional Board. If during Tasks 2 or 3, it is identified that no regulatory compliance strategies need to be modified for nitrate compliance, then no planning scenarios will need to be developed for nitrate.

This task will be performed in a step-wise process as the results of each planning scenario will inform how the subsequent scenario is run and evaluated. The process will be to run one planning scenario, summarize the results in charts and tables, evaluate it based on the performance metrics defined in Task 2, and review it with the IEUA and Watermaster. Based on the review of the results, the next planning scenario will be modified as appropriate and simulated. The work performed in this task will be documented in a task memorandum and submitted to the IEUA and Watermaster. The subtasks are:

- 4.1. Simulate First Planning Scenario with the Transport Model
- 4.2. Summarize Results of the Scenario Based on Performance Metrics
- 4.3. Review Scenario Results with IEUA/Watermaster Staff
- 4.4. Repeat Tasks 4.1 Through 4.3 for Remaining Planning Scenarios
- 4.5. Document Evaluation of Planning Scenarios in a Tech Memo

Task 5 Develop Salinity Management Proposal

The objective of this task is to prepare and document a salinity management proposal to the Regional Board that will enable the IEUA to modify its TDS discharge limitation to include a long-term averaging period and any necessary modifications to the nitrate management plan based on the results of the work performed in Tasks 3 and 4. The proposal will describe the salinity management challenges, the antidegradation analysis to characterize the TDS/N concentration projections for a series of planning

⁶ Other interesting issues could be explored since the water quality model will produce estimates of groundwater flow and associated TDS concentrations at the model cell level and surface water discharge and its associated TDS concentrations at discrete points in the Santa Ana River and its lowland tributaries. For example, how does a change in the TDS concentration averaging period affect the TDS concentration in the rising groundwater to the Santa Ana River and the Santa Ana River discharge at Prado dam?

scenarios, the recommended TDS discharge limitation, and any revisions to the maximum-benefit salinity management program (e.g. the maximum benefit commitments).

A draft proposal will be prepared and submitted to the IEUA and Watermaster for review and comment. An updated draft will be prepared based on comments received for submittal to the Regional Board. The subtasks are:

- 5.1. Develop Draft Salinity Management Proposal and Update Maximum Benefit Commitments
- 5.2. Review Draft Proposal with IEUA/Watermaster Staff
- 5.3. Finalize Proposal for Formal Submittal to Regional Board

Task 6 Provide Support to IEUA/ Watermaster in Communicating the Salinity Management Proposal to Their Stakeholders

The objectives of this task are to prepare a summary presentation to document the salinity management proposal and attend meetings to assist IEUA and Watermaster Staff in communicating the proposal to their stakeholders. This could include Watermaster process meetings, IEUA Board meetings, and Basin Monitoring Program Task Force Meetings. The subtasks are:

- 6.1. Summarize Salinity Management Proposal in a Microsoft PowerPoint Presentation
- 6.2. Attend up to Four Meetings to Present the Proposal to Stakeholders

Task 7 Provide Technical Support to IEUA/ Watermaster in Negotiating the Salinity Management Proposal with the Regional Board

The objective of this task is to attend meetings with the Regional Board to present the Salinity Management Proposal, and its associated technical demonstrations, in support of the IEUA's permit negotiation process. Based on experience, we estimate that up to four meetings may be necessary to complete the negotiation. Based on input from the Regional Board, the Salinity Management Proposal will need to be updated to address their comments and concerns. Performing such updates is included as part of this task. Once a final strategy is agreed upon between the IEUA, Watermaster and the Regional Board, the Salinity Management Proposal will be finalized. The subtasks are:

- 7.1. Attend up to Four Meetings with Regional Board Staff
- 7.2. Prepare Updates to the Salinity Management Proposal Based on Regional Board Feedback
- 7.3. Finalize Salinity Management Proposal

Task 8 Support Development of a Basin Plan Amendment to Formalize the Salinity Management Proposal

The objective of this task is to support the Regional Board staff's efforts to prepare a Basin Plan amendment to incorporate any updates to the Maximum Benefit Salinity Management Plan. This work includes performing the Substitute Environmental Document (SED), writing a staff report, preparing the amendment language, documenting the administrative record, and other miscellaneous support tasks. WEI will work with Tom Dodson and Associates to prepare the SED checklist in support of the amendment. The subtasks are:

- 8.1. Prepare SED Checklist
- 8.2. Prepare Staff Report and Other Supporting Documentation for the Basin Plan Amendment at the Request of Regional Board Staff

Task 9 Meetings and Project Management

The objective of this task is to perform project management functions, including participating in bi-weekly conference calls on project status with the IEUA and Watermaster, maintaining a project ftp site, scheduling staff resources, managing the project schedule and budget, and working with the IEUA and Watermaster staff to resolve any challenges that arise.

Fee Estimate and Schedule

Table 1 is a detailed work breakdown structure (WBS) and fee estimate to perform the scope of work described herein. The WBS shows the labor and other direct charges at the task and subtask level. The total estimated cost to perform the work is \$636,624 based on the rate schedule contained in the 2016 Contract between Watermaster and WEI. Based on the labor effort and the time required for reviewing work products and negotiating with the Regional Board, it is estimated that the project duration will be about 24 months.

If during Tasks 2 or 3, it is identified that no changes to permitting or compliance strategies for nitrogen are necessary, then the only nitrate concentration projection required for the scope of work will be the baseline projection. In this case, the total cost of performing Task 4 would be reduced by about \$58,000, thus reducing the total cost to about \$578,635. This would also reduce the project schedule by about three months.

WEI is ready to begin work immediately and we would be pleased to work through and fine-tune the scope, schedule and deliverables of the project with you at your earliest convenience. Please call me at 949.600.7527 if you have any questions regarding this proposal. We look forward to working with you on this important and timely project.

Very truly yours,

Wildermuth Environmental, Inc.



Samantha Adams
Vice President, Principal Scientist



Mark Wildermuth, PE
President, Principal Engineer

Enclosures: Table 1

cc:

Joshua Aguilar and Bonita Fan/IEUA
Edgar Tellez Foster/Watermaster

THIS PAGE
HAS
INTENTIONALLY
BEEN LEFT
BLANK
FOR PAGINATION

Table 1
Work Breakdown Structure and Line-Item Cost Estimate
to Support the Update of the IEUA's Recycled Water Permits and the Maximum Benefit Salinity Management Plan for the Chino Basin

Description	Labor (person days)										Other Direct Costs					Total Project Costs				
	Staff								Task Repetition Multiplier	Total Labor			Travel	Printing	CEQA Consultant	Total ODCs		Sub-Task	Task	
	Principal Engineer III	Principal Scientist I	Principal GW Modeler	Principal SW Modeler	Senior Scientist II	Staff Scientist/Engineer II	Tech Editor/Admin	Person Days		Cost		Sub-Task				Task	Sub-Task			Task
										Sub-Task	Task									
Task 6 Provide Support to IEUA/ Watermaster in Communicating the Salinity Management Proposal to Their Stakeholders																				
6.1 Summarize Salinity Management Proposal in a Microsoft PowerPoint Presentation		0.5					0.5	1	1	\$1,528								\$0	\$1,528	
6.2 Attend up to Four Meetings to Present the Proposal to Stakeholders		0.8					0.3	4	4	\$7,048			\$244				\$244	\$7,292		
Task 7 Provide Technical Support to IEUA/ Watermaster in Negotiating the Salinity Management Proposal with the Regional Board																				
7.1 Attend up to Four Meetings with Regional Board Staff	0.3	1.0						4	5	\$9,448			\$220				\$220	\$9,668		
7.2 Prepare Updates to the Salinity Management Proposal Based on Regional Board Feedback	1.0	3.0	3.0		1.0	1.0	1.0	1	10	\$16,824							\$0	\$16,824		
7.3 Finalize Salinity Management Proposal	0.3	0.5			0.3	0.3	0.3	1	2	\$2,350							\$0	\$2,350		
Task 8 Support Development of a Basin Plan Amendment to Formalize the Salinity Management Proposal																				
8.1 Prepare SED Checklist		1.0						1	1	\$1,856							\$5,000	\$6,856		
8.2 Prepare Staff Report and Other Supporting Documentation for the Basin Plan Amendment at the Request of Regional Board Staff	0.5	5.0			2.0	1.0	0.5	1	9	\$14,944							\$0	\$14,944		
Task 9 Project Management																				
9.1 Biweekly Conference Calls with IEUA/Watermaster	0.13	0.13						48	12	\$23,280							\$0	\$23,280		
9.2 Maintain Project ftp Site							0.13	24	3	\$3,600							\$0	\$3,600		
9.3 Monthly Project Management Activities		0.3						24	6	\$11,136							\$0	\$11,136		
Total Tasks 1 through 9	47	74	77	47	22	109	7		381	\$629,674	\$629,674	\$950	\$1,000	\$5,000	\$6,950	\$6,950	\$636,624	\$636,624		

Notes:

THIS PAGE
HAS
INTENTIONALLY
BEEN LEFT
BLANK
FOR PAGINATION