

CHINO BASIN WATERMASTER



NOTICE OF MEETING

Thursday, April 22, 2021

11:00 a.m. – Watermaster Board Meeting

***MEETING AVAILABLE BY REMOTE ACCESS ONLY
(SEE AGENDA FOR DETAILS)***

*Watermaster's function is to administer and enforce provisions of the Judgment and subsequent orders of the Court,
and to develop and implement an Optimum Basin Management Program*

CHINO BASIN WATERMASTER

Thursday, April 22, 2021

11:00 a.m. – Watermaster Board Meeting

AGENDA

**CHINO BASIN WATERMASTER
WATERMASTER BOARD MEETING**

11:00 a.m. – April 22, 2021

Mr. Jim Curatalo – Chair

Mr. Jeff Pierson – Vice-Chair

Meeting Available by Remote Access Only*

Click on this [link](#) to access by PC/Smart Device

OR

Conference Call: (224) 501-3412

Code: 596-147-005

AGENDA

CALL TO ORDER

FLAG SALUTE

ROLL CALL

PUBLIC COMMENTS

AGENDA - ADDITIONS/REORDER

I. CONSENT CALENDAR

Note: All matters listed under the Consent Calendar are considered to be routine and non-controversial and will be acted upon by one motion in the form listed below. There will be no separate discussion on these items prior to voting unless any members, staff, or the public requests specific items be discussed and/or removed from the Consent Calendar for separate action.

A. MINUTES

Approve as presented:

1. Minutes of the Watermaster Board Meeting held March 25, 2021 *(Page 1)*

B. FINANCIAL REPORTS

Receive and file as presented:

1. Cash Disbursements for the month of February 2021 *(Page 7)*
2. Watermaster VISA Check Detail for the month of February 2021 *(Page 19)*
3. Combining Schedule for the Period July 1, 2020 through February 28, 2021 *(Page 22)*
4. Treasurer's Report of Financial Affairs for the Period February 1, 2021 through February 28, 2021 *(Page 25)*
5. Budget vs. Actual Report for the Period July 1, 2020 through February 28, 2021 *(Page 29)*
6. Cash Disbursements for March 2021 (Information Only) *(Page 55)*

II. BUSINESS ITEMS

NONE

III. REPORTS/UPDATES

A. LEGAL COUNSEL

1. San Bernardino County Superior Court Emergency Order
2. March 26, 2021 Hearing
3. April 30, 2021 Hearing
4. Kaiser Permanente Lawsuit

B. ENGINEER

1. Maximum Benefit Annual Report
2. 2020 State of the Basin: Production and Recharge
3. Physical Storage Changes vs Managed Storage Changes

C. CHIEF FINANCIAL OFFICER

1. Status Report: Fiscal Year 2021/22 Budget

D. GENERAL MANAGER

1. Status Report: Peace Agreement Amendment (PE8)
2. Annual Meeting with the RWQCB
3. Diversion Permits Annual Progress Reports
4. FY 2020/21 Second Organization Performance Report (*Page 66*)
5. Other

IV. INFORMATION

1. Ground-Level Monitoring Committee Semi-Annual Status Report (*Page 69*)
2. Chino Airport and South Archibald Plumes Semi-Annual Status Reports (*Page 74*)

V. BOARD MEMBER COMMENTS

VI. OTHER BUSINESS

VII. CONFIDENTIAL SESSION - POSSIBLE ACTION

Pursuant to Article II, Section 2.6, of the Watermaster Rules & Regulations, a Confidential Session may be held during the Watermaster Board meeting for the purpose of discussion and possible action.

1. Tentative Ruling re Appropriative Pool Members' Motion re Overlying (Agricultural) Pool Expenses
2. General Manager Performance Evaluation

VIII. FUTURE MEETINGS AT WATERMASTER*

04/22/21	Thu	11:00 a.m.	Watermaster Board
05/13/21	Thu	9:00 a.m.	Appropriative Pool Committee
05/13/21	Thu	11:00 a.m.	Non-Agricultural Pool Committee
05/13/21	Thu	1:30 p.m.	Agricultural Pool Committee
05/20/21	Thu	9:00 a.m.	Advisory Committee
05/27/21	Thu	11:00 a.m.	Watermaster Board

* Due to the pandemic, and for the safeguarding of all, Watermaster meetings will continue to be held remotely until further notice.

ADJOURNMENT

CHINO BASIN WATERMASTER

I. CONSENT CALENDAR

A. MINUTES

1. Board Meeting held March 25, 2021

DRAFT MINUTES
CHINO BASIN WATERMASTER
WATERMASTER BOARD MEETING

March 25, 2021

The Watermaster Board meeting was held via GoToMeeting (conference call and web meeting) on March 25, 2021.

WATERMASTER BOARD MEMBERS PRESENT ON CALL

James Curatalo, Chair	Fontana Union Water Company
Jeff Pierson, Vice-Chair	Agricultural Pool – Crops
Bob Kuhn, Secretary/Treasurer	Three Valleys Municipal Water District
Bob Bowcock	CalMat Co.
Steve Elie	Inland Empire Utilities Agency
Betty Folsom	Jurupa Community Services District
Don Galleano	Western Municipal Water District
Paul Hofer	Agricultural Pool – Crops
Peter Rogers	City of Chino Hills

WATERMASTER STAFF PRESENT ON CALL

Peter Kavounas	General Manager
Joseph Joswiak	Chief Financial Officer
Edgar Tellez Foster	Water Resources Mgmt. and Planning Dir.
Anna Nelson	Executive Services Director/Board Clerk
Justin Nakano	Water Resources Technical Manager
Frank Yoo	Water Resources Senior Associate
Janine Wilson	Senior Accountant
Vanessa Aldaz	Administrative Assistant

WATERMASTER CONSULTANTS PRESENT ON CALL

Brad Herrema	Brownstein Hyatt Farber Schreck, LLP
Scott Slater	Brownstein Hyatt Farber Schreck, LLP
Andy Malone	West Yost
Mark Wildermuth	West Yost

OTHERS PRESENT ON CALL

Gino Filippi	Agricultural Pool – Crops
Bob Feenstra	Agricultural Pool – Dairy
Pete Hall	Agricultural Pool – State of CA – CIM/CDCR
Gregor Larabee	Agricultural Pool – State of CA – DOJ
Brian Geye	California Speedway Corporation
Amanda Coker	City of Chino
Dave Crosley	City of Chino
Eunice Ulloa	City of Chino
Daniel Bobadilla	City of Chino Hills
Ron Craig	City of Chino Hills
Scott Burton	City of Ontario
Courtney Jones	City of Ontario
Christopher Quach	City of Ontario
Chris Diggs	City of Pomona
Steven Ledbetter	City of Upland
Braden Yu	City of Upland
Steven Raughley	County of San Bernardino
Luis Cetina	Cucamonga Valley Water District
Eduardo Espinoza	Cucamonga Valley Water District
Praseetha Krishnan	Cucamonga Valley Water District

Randall Reed
Jiwon Seung
Ben Lewis
Joshua Aguilar
Christiana Daisy
Shivaji Deshmukh
Sylvie Lee
Christina Valencia
Justin Scott-Coe
Justin Scott-Coe
Bill Schwartz
Frederic Fudacz
Brian Lee
John Lopez
David De Jesus
Timothy Kellett
Matthew Litchfield
Steven Ledbetter
Mike Gardner
Craig Miller

Cucamonga Valley Water District
Cucamonga Valley Water District
Golden State Water Company
Inland Empire Utilities Agency
Inland Empire Utilities Agency
Inland Empire Utilities Agency
Inland Empire Utilities Agency
Inland Empire Utilities Agency
Inland Empire Utilities Agency
Monte Vista Irrigation Company
Monte Vista Water District
Monte Vista Water District
Nossaman LLP
San Antonio Water Company
Santa Ana River Water Company
Three Valleys Municipal Water District
Three Valleys Municipal Water District
Three Valleys Municipal Water District
West End Consolidated Water Company
Western Municipal Water District
Western Municipal Water District

CALL TO ORDER

Chair Curatalo called the Watermaster Board meeting to order at 11:00 a.m.

FLAG SALUTE

ROLL CALL

(0:02:35) Ms. Nelson conducted the roll call and announced that a quorum was present.

PUBLIC COMMENTS

None

AGENDA – ADDITIONS/REORDER

None

I. CONSENT CALENDAR

Note: All matters listed under the Consent Calendar are considered to be routine and non-controversial and will be acted upon by one motion in the form listed below. There will be no separate discussion on these items prior to voting unless any members, staff, or the public requests specific items be discussed and/or removed from the Consent Calendar for separate action.

A. MINUTES

Approve as presented:

1. Minutes of the Watermaster Board Meeting held February 25, 2021

B. FINANCIAL REPORTS

Receive and file as presented:

1. Cash Disbursements for the month of January 2021
2. Watermaster VISA Check Detail for the month of January 2021
3. Combining Schedule for the Period July 1, 2020 through January 31, 2021
4. Treasurer's Report of Financial Affairs for the Period January 1, 2021 through January 31, 2021
5. Budget vs. Actual Report for the Period July 1, 2020 through January 31, 2021

6. Cash Disbursements for February 2021 (Information Only)

C. OBMP SEMI-ANNUAL STATUS REPORT 2020-2

Adopt the Semi-Annual OBMP Status Report 2020-2, and direct staff to file a copy with the Court, subject to any necessary non-substantive changes.

D. SGMA REPORTING FOR WATER YEAR 2020

Approve and direct staff to file the information/reports with the DWR.

(0:04:53) A roll call vote was taken.

Motion by Vice-Chair Pierson, seconded by Mr. Peter Rogers, and passed by unanimous roll call vote as attached to these minutes

Moved to approve the Consent Calendar as presented.

II. BUSINESS ITEMS

NONE

III. REPORTS/UPDATES

A. LEGAL COUNSEL REPORT

1. San Bernardino County Superior Court Emergency Order
2. March 26, 2021 Hearing
3. Kaiser Permanente Lawsuit

(0:06:52) Mr. Slater gave a report. A discussion ensued.

B. ENGINEER

1. GLMC/PBHSC Scope and Budget Process – FY 2021/2022

(0:18:03) Mr. Malone gave a report.

C. CHIEF FINANCIAL OFFICER

1. Fiscal Year 2021/22 Budget Schedule

(0:19:29) Mr. Joswiak gave a report. A discussion ensued.

D. GENERAL MANAGER

1. Status Report: Peace Agreement Amendment (PE8)
2. Status Report: Local Storage Limitation Solution – Addendum
3. Status Report: Exhibit G Physical Solution Transfers
4. Chino Basin Optimum Management
5. Response to the AP Request for Recommendations in re: Advisory Committee Role in the Budget Process
6. Other

(0:43:50) Mr. Kavounas gave a report on the first two items and introduced Ms. Nelson, who gave a report on Item 3, Status Report: Exhibit G Physical Solution Transfers. A discussion ensued.

(0:48:20) Mr. Kavounas continued with Items 4 and 5 of the General Manager Report. Further discussion ensued.

(1:17:20) Under Item 6, Other, Mr. Kavounas discussed an article from the Los Angeles Times that had been previously distributed to the Board, *Will March Rain Help California Winter Drought Conditions?* State Water Project allocation was reduced from 10% to 5% and it highlights the significance of storage management in the Chino Basin.

IV. BOARD MEMBER COMMENTS

(1:19:46) Mr. Hofer commented on the Agricultural Pool's concerns regarding the Budget.

(1:21:50) Chair Curatalo encouraged earnest communication to rebuild trust amongst the stakeholders.

V. OTHER BUSINESS

None.

VI. CONFIDENTIAL SESSION - POSSIBLE ACTION

Pursuant to Article II, Section 2.6, of the Watermaster Rules & Regulations, a Confidential Session may be held during the Watermaster Board meeting for the purpose of discussion and possible action.

None

ADJOURNMENT

Chair Curatalo adjourned the Watermaster Board meeting at 12:36 p.m.

Secretary: _____

Approved: _____

Attachments:

1. 20210325 Roll Call Vote Outcome for the Consent Calendar

Attachment 1 to 20210325 Watermaster Board Minutes

March 25, 2021 Watermaster Board Meeting Roll Call Vote Outcome

Member	Alternate	Consent Calendar
Bowcock, Bob		yes
Elie, Steve		yes
Folsom, Betty		yes
Galleano, Don		yes
Hofer, Paul		yes
Kuhn, Bob, Secretary/Treasurer		yes
Pierson, Jeff, Vice-Chair		yes
Rogers, Peter		yes
Curatalo, James, Chair		yes
	OUTCOME:	Passed Unanimously

CHINO BASIN WATERMASTER

I. CONSENT CALENDAR

B. FINANCIAL REPORTS

1. Cash Disbursements for the month of February 2021
2. Watermaster VISA Check Detail for the month of February 2021
3. Combining Schedule for the Period July 1, 2020 through February 28, 2021
4. Treasurer's Report of Financial Affairs for the Period February 1, 2021 through February 28, 2021
5. Budget vs. Actual Report for the Period July 1, 2020 through February 28, 2021
6. Cash Disbursements for March 2021 (Information Only)



CHINO BASIN WATERMASTER

9641 San Bernardino Road, Rancho Cucamonga, CA 91730
Tel: 909.484.3888 Fax: 909.484.3890 www.cbwm.org

PETER KAVOUNAS, P.E.
General Manager

STAFF REPORT

DATE: April 22, 2021
TO: Board Members
SUBJECT: Cash Disbursement Report - Financial Report B1 (February 28, 2021)
(Consent Calendar Item I.B.1.)

SUMMARY

Issue: Record of Cash Disbursements for the month of February 2021.

Recommendation: Receive and file Cash Disbursements for February 2021 as presented.

Financial Impact: Funds disbursed were included in the FY 2020/21 "Amended" Watermaster Budget.

Future Consideration

Watermaster Board – April 22, 2021: Receive and File (Normal Course of Business)

ACTIONS:

Appropriative Pool – April 8, 2021: Receive and file

Non-Agricultural Pool – April 8, 2021: Moved unanimously to receive and file, without approval

Agricultural Pool – April 8, 2021: Receive and file

Advisory Committee – April 15, 2021: Meeting was cancelled, item was not presented

Watermaster Board – April 22, 2021:

Watermaster's function is to administer and enforce provisions of the Judgment and subsequent orders of the Court, and to develop and implement an Optimum Basin Management Program

BACKGROUND

A monthly cash disbursement report is provided to keep all members apprised of Watermaster expenditures.

DISCUSSION

Total cash disbursements during the month of February 2021 were \$366,342.78.

The most significant expenditure during the month was to Brownstein Hyatt Farber Schreck in the amount of \$91,276.31 (check number 22699 dated February 24, 2021).

ATTACHMENTS

1. Financial Report – B1

CHINO BASIN WATERMASTER
Cash Disbursements For The Month of
February 2021

Type	Date	Num	Name	Memo	Account	Paid Amount
Bill Pmt -Check	02/03/2021	ACH 020321	CALPERS	1394905143	1012 · Bank of America Gen'l Ckg	
Bill	02/01/2021	1394905143		Medical Insurance Premiums - Feb.2021	60182.1 · Medical Insurance	11,326.80
TOTAL						11,326.80
Bill Pmt -Check	02/04/2021	22649	APPLIED COMPUTER TECHNOLOGIES	3255	1012 · Bank of America Gen'l Ckg	
Bill	01/31/2021	3255		Database Consulting - January 2021	6052.2 · Applied Computer Technol	3,850.00
TOTAL						3,850.00
Bill Pmt -Check	02/04/2021	22650	BOWCOCK, ROBERT	Board Member Compensation	1012 · Bank of America Gen'l Ckg	
Bill	01/28/2021	1/28 Board Meeting		1/28/21 Board Meeting	6311 · Board Member Compensation	125.00
TOTAL						125.00
Bill Pmt -Check	02/04/2021	22651	BURRTEC WASTE INDUSTRIES, INC.	N2111751937	1012 · Bank of America Gen'l Ckg	
Bill	02/01/2021	N2111751937		January 2021 - customer #21136525395	6024 · Building Repair & Maintenance	135.72
TOTAL						135.72
Bill Pmt -Check	02/04/2021	22652	DE BOOM, NATHAN	Ag Pool Member Compensation	1012 · Bank of America Gen'l Ckg	
Bill	01/14/2021	1/14 Ag Pool Mtg		1/14/21 Ag Pool Meeting	8411 · Ag Pool Member Compensation	25.00
				1/14/21 Ag Pool Meeting	8470 · Ag Meeting Attend -Special	100.00
TOTAL						125.00
Bill Pmt -Check	02/04/2021	22653	ELIE, STEVEN	Board Member Compensation	1012 · Bank of America Gen'l Ckg	
Bill	01/28/2021	1/28 Board Mtg		1/28/21 Board Meeting	6311 · Board Member Compensation	125.00
TOTAL						125.00
Bill Pmt -Check	02/04/2021	22654	EMPOWER LAB	1708	1012 · Bank of America Gen'l Ckg	
Bill	01/31/2021	1708		Empower Lab - January 2021	6193 · Employee Training	1,075.00
TOTAL						1,075.00
Bill Pmt -Check	02/04/2021	22655	FILIPPI, GINO	Ag Pool Member Compensation	1012 · Bank of America Gen'l Ckg	
Bill	01/14/2021	1/14 Ag Pool Mtg		1/14/21 Ag Pool Meeting	8411 · Ag Pool Member Compensation	25.00
				1/14/21 Ag Pool Meeting	8470 · Ag Meeting Attend -Special	100.00
Bill	01/21/2021	1/21 Advisory Comm		1/21/21 Advisory Committee Meeting	8411 · Ag Pool Member Compensation	25.00
				1/21/21 Advisory Committee Meeting	8470 · Ag Meeting Attend -Special	100.00
Bill	01/28/2021	1/28 Board Mtg		1/28/21 Board Meeting	8411 · Ag Pool Member Compensation	25.00
				1/28/21 Board Meeting	8470 · Ag Meeting Attend -Special	100.00
TOTAL						375.00
Bill Pmt -Check	02/04/2021	22656	FOLSOM, BETTY	Board Member Compensation	1012 · Bank of America Gen'l Ckg	

CHINO BASIN WATERMASTER
Cash Disbursements For The Month of
February 2021

Type	Date	Num	Name	Memo	Account	Paid Amount
Bill	01/26/2021	1/26 Admin Mtg		1/26/21 Admin. meeting w/PK and C. Berch	6311 · Board Member Compensation	125.00
Bill	01/28/2021	1/28 Board Meeting		1/28/21 Board Meeting	6311 · Board Member Compensation	125.00
TOTAL						250.00
Bill Pmt -Check	02/04/2021	22657	FONTANA UNION WATER COMPANY'	Board member Compensation	1012 · Bank of America Gen'l Ckg	
Bill	01/19/2021	1/19 Board Officers		1/19/21 Board Officers conf. call - Curatalo	6311 · Board Member Compensation	125.00
Bill	01/22/2021	1/22 Board Officers		1/22/21 Board Officers conf. call - Curatalo	6311 · Board Member Compensation	125.00
Bill	01/26/2021	1/26 Agenda Prep		1/26/21 Board agenda prep call - Curatalo	6311 · Board Member Compensation	125.00
Bill	01/28/2021	1/28 Board Mtg		1/28/21 Board meeting - Curatalo	6311 · Board Member Compensation	125.00
TOTAL						500.00
Bill Pmt -Check	02/04/2021	22658	JOHN J. SCHATZ	AP Pool Legal Services	1012 · Bank of America Gen'l Ckg	
Bill	12/31/2020			AP Legal Services - December 2020	8367 · Legal Service	15,654.00
TOTAL						15,654.00
Bill Pmt -Check	02/04/2021	22659	NELSON, ANNA	Employee Reimbursement	1012 · Bank of America Gen'l Ckg	
Bill	02/03/2021			Tuition reimbursement-AN	6193 · Employee Training	156.00
TOTAL						156.00
Bill Pmt -Check	02/04/2021	22660	POWERS ELECTRIC PRODUCTS CO.	Equipment	1012 · Bank of America Gen'l Ckg	
Bill	02/03/2021	73199		Replacement sounding probes	7104.9 · Grdwtr Level-Capital Equip	284.84
TOTAL						284.84
Bill Pmt -Check	02/04/2021	22661	PREMIERE GLOBAL SERVICES	30280339	1012 · Bank of America Gen'l Ckg	
Bill	01/31/2021	30280339		Fee - General	6022 · Telephone	39.00
				Fee - Confidential	6022 · Telephone	39.00
				Board Officers call on 1/19	6312 · Meeting Expenses	6.91
				Board Officers call on 1/22	6312 · Meeting Expenses	9.66
				Call Shortfalls	6022 · Telephone	78.00
				Service Fee	6022 · Telephone	18.31
TOTAL						190.88
Bill Pmt -Check	02/04/2021	22662	RAUCH COMMUNICATION CONSULTANTS, INC	Jan-2104	1012 · Bank of America Gen'l Ckg	
Bill	12/31/2020	Jan-2104		AR43 - work completed through Dec. 31, 2020	6061.3 · Rauch	5,693.75
TOTAL						5,693.75
Bill Pmt -Check	02/04/2021	22663	ROGERS, PETER	Board Member Compensation	1012 · Bank of America Gen'l Ckg	
Bill	01/28/2021	1/28 Board Meeting		1/28/21 Board Meeting	6311 · Board Member Compensation	125.00
TOTAL						125.00

CHINO BASIN WATERMASTER
Cash Disbursements For The Month of
February 2021

Type	Date	Num	Name	Memo	Account	Paid Amount
Bill Pmt -Check	02/04/2021	22664	RR FRANCHISING, INC.	96056	1012 · Bank of America Gen'l Ckg	
Bill	02/01/2021	96056		Monthly service - February 2021	6024 · Building Repair & Maintenance	915.00
TOTAL						915.00
Bill Pmt -Check	02/04/2021	22665	SPECTRUM BUSINESS	2031978012321	1012 · Bank of America Gen'l Ckg	
Bill	01/23/2021	2031978012321		1/23/21-2/22/21 Service	6053 · Internet Expense	804.52
TOTAL						804.52
Bill Pmt -Check	02/04/2021	22666	STAPLES BUSINESS ADVANTAGE	8061058370	1012 · Bank of America Gen'l Ckg	
Bill	01/23/2021	8061058370		Miscellaneous office supplies	6031.7 · Other Office Supplies	72.18
TOTAL						72.18
Bill Pmt -Check	02/04/2021	22667	STATE COMPENSATION INSURANCE FUND	1970970-20	1012 · Bank of America Gen'l Ckg	
Bill	02/01/2021	1970970-20		Premium 1/26/21 - 2/26/21	60183 · Worker's Comp Insurance	514.25
TOTAL						514.25
Bill Pmt -Check	02/04/2021	22668	UNION 76	7076-2245-3035-5049	1012 · Bank of America Gen'l Ckg	
Bill	01/31/2021	7076224530355049		January 2021	6175 · Vehicle Fuel	118.49
TOTAL						118.49
General Journal	02/06/2021	02/06/2021	Payroll and Taxes for 01/24/21-02/06/21	Payroll and Taxes for 01/24/21-02/06/21	1012 · Bank of America Gen'l Ckg	
				Direct Deposits for 01/24/21-02/06/21	1012 · Bank of America Gen'l Ckg	31,701.43
				Payroll Taxes for 01/24/21-02/06/21	1012 · Bank of America Gen'l Ckg	11,798.36
			ICMA-RC	457(f) EE Deductions for 01/24/21-02/06/21	1012 · Bank of America Gen'l Ckg	5,755.08
			ICMA-RC	401(a) EE Deductions for 01/24/21-02/06/21	1012 · Bank of America Gen'l Ckg	1,640.32
TOTAL						50,895.19
Bill Pmt -Check	02/09/2021	22669	EGOSCUE LAW GROUP, INC.	Mediation - January 2021	1012 · Bank of America Gen'l Ckg	
Bill	01/31/2021	January 2021		Pay from Special Ag Pool Fund	8485 · Ag Pool - Misc. Expense-Ag Fund	11,412.50
TOTAL						11,412.50
Bill Pmt -Check	02/09/2021	22670	ACWA JOINT POWERS INSURANCE AUTHORITY	0662011	1012 · Bank of America Gen'l Ckg	
Bill	02/08/2021	0662011		Prepayment - March 2021	1409 · Prepaid Life, BAD&D & LTD	225.12
				February 2021	60191 · Life & Disab.Ins Benefits	243.86
TOTAL						468.98
Bill Pmt -Check	02/09/2021	22671	BANK OF AMERICA	XXXX-XXXX-XXXX-9341	1012 · Bank of America Gen'l Ckg	
Bill	01/31/2021	XXXX-XXXX-XXXX-9341		Miscellaneous office supplies	6031.7 · Other Office Supplies	61.53
				Miscellaneous office supplies	6031.7 · Other Office Supplies	139.14
				Miscellaneous office supplies	6031.7 · Other Office Supplies	250.69

CHINO BASIN WATERMASTER
Cash Disbursements For The Month of
February 2021

Type	Date	Num	Name	Memo	Account	Paid Amount
				Miscellaneous office supplies	6031.7 · Other Office Supplies	81.84
				Miscellaneous office supplies	6031.7 · Other Office Supplies	12.82
				Miscellaneous office supplies	6031.7 · Other Office Supplies	63.68
				Fee for transcripts 12/11/20 snd 01/08/21	6046 · Legal Publications/Services	486.78
				Miscellaneous office supplies	6031.7 · Other Office Supplies	81.25
				Miscellaneous office supplies	6031.7 · Other Office Supplies	31.09
				Postage for 1099's to vendors	6042 · Postage - General	21.86
				Miscellaneous office supplies	6031.7 · Other Office Supplies	3.08
				Miscellaneous office supplies	6031.7 · Other Office Supplies	5.95
				Miscellaneous office supplies	6031.7 · Other Office Supplies	93.42
				Miscellaneous office supplies	6031.7 · Other Office Supplies	7.48
				New charge for plan change to GoToMeeting	6022 · Telephone	152.59
TOTAL						1,493.20
Bill Pmt -Check	02/09/2021	22672	CORELOGIC INFORMATION SOLUTIONS	82065580	1012 · Bank of America Gen'l Ckg	
Bill	01/31/2021	82065580		January 2021	7103.7 · Grdwtr Qual-Computer Svc	62.50
				82065580	7101.4 · Prod Monitor-Computer	62.50
TOTAL						125.00
Bill Pmt -Check	02/09/2021	22673	FIRST LEGAL NETWORK LLC	40045726	1012 · Bank of America Gen'l Ckg	
Bill	01/31/2021	40045726		Court filings for January 2021	6061.5 · Court Filing Services	605.76
TOTAL						605.76
Bill Pmt -Check	02/09/2021	22674	GEYE, BRIAN	Non-Ag. Pool Member Compensation	1012 · Bank of America Gen'l Ckg	
Bill	01/14/2021	1/14 Non Ag Pool Mtg		1/14/21 Non Ag Pool Meeting	8511 · Non-Ag Pool Member Compensation	125.00
Bill	01/21/2021	1/21 Advisory Comm		1/21/21 Advisory Committee Meeting	8511 · Non-Ag Pool Member Compensation	125.00
Bill	01/28/2021	1/28 Board Mtg		1/28/21 Board Meeting	8511 · Non-Ag Pool Member Compensation	125.00
TOTAL						375.00
Bill Pmt -Check	02/09/2021	22675	HUITSING, JOHN	Ag Pool Member Compensation	1012 · Bank of America Gen'l Ckg	
Bill	01/14/2021	1/14 Ag Pool Mtg		1/14/21 Ag Pool meeting	8411 · Ag Pool Member Compensation	25.00
				1/14/21 Ag Pool meeting	8470 · Ag Meeting Attend -Special	100.00
TOTAL						125.00
Bill Pmt -Check	02/09/2021	22676	KUHN, BOB	Board Member Compensation	1012 · Bank of America Gen'l Ckg	
Bill	01/05/2021	1/05 Exec Comm		1/05/21 Executive Committee meeting	6311 · Board Member Compensation	125.00
Bill	01/14/2021	1/14 Appro Pool Mtg		1/14/21 Appropriative Pool meeting	6311 · Board Member Compensation	125.00
Bill	01/19/2021	1/19 Exec Comm		1/19/21 Executive Committee meeting	6311 · Board Member Compensation	125.00
Bill	01/21/2021	1/21 Advisory Comm		1/21/21 Advisory Committee meeting	6311 · Board Member Compensation	125.00
Bill	01/26/2021	1/26 Exec Comm		1/26/21 Executive Committee meeting	6311 · Board Member Compensation	125.00

CHINO BASIN WATERMASTER
Cash Disbursements For The Month of
February 2021

Type	Date	Num	Name	Memo	Account	Paid Amount
Bill	01/28/2021	1/28 Board Meeting		1/28/21 Board meeting	6311 · Board Member Compensation	125.00
TOTAL						750.00
Bill Pmt -Check	02/09/2021	22677	EASTVALE DEVELOPMENT - PIERSON	Ag and Board Member Compensation	1012 · Bank of America Gen'l Ckg	
Bill	01/06/2021	1/06 Mtg w/Ag Chair		1/06/21 Meeting w/Ag Pool Chair	8411 · Ag Pool Member Compensation	25.00
				1/06/21 Meeting w/Ag Pool Chair	8470 · Ag Meeting Attend -Special	100.00
Bill	01/08/2021	1/08 Court Hearing		1/08/21 Court Hearing	6311 · Board Member Compensation	125.00
Bill	01/08/2021	1/08 Mtg w/Ag Chair		1/08/21 Meeting w/Ag Pool Chair	8411 · Ag Pool Member Compensation	25.00
				1/08/21 Meeting w/Ag Pool Chair	8470 · Ag Meeting Attend -Special	100.00
Bill	01/11/2021	1/11 OAP call		1/11/21 Call with Ag Pool	8411 · Ag Pool Member Compensation	25.00
				1/11/21 Call with Ag Pool	8470 · Ag Meeting Attend -Special	100.00
Bill	01/14/2021	1/14 call w/Ag Chair		1/14/21 Call w/Ag Pool Chair	8411 · Ag Pool Member Compensation	25.00
				1/14/21 Call w/Ag Pool Chair	8470 · Ag Meeting Attend -Special	100.00
Bill	01/14/2021	1/14 Ag Pool Mtg		1/14/21 Ag Pool meeting	8411 · Ag Pool Member Compensation	25.00
				1/14/21 Ag Pool meeting	8470 · Ag Meeting Attend -Special	100.00
Bill	01/18/2021	1/18 call Bd Vice Ch		1/18/21 conference call w/Board Vice Chair	6311 · Board Member Compensation	125.00
Bill	01/19/2021	1/19 Exec Comm		1/19/21 Executive Committee meeting	6311 · Board Member Compensation	125.00
Bill	01/21/2021	1/21 call w/Ag Chair		1/21/21 Call w/Ag Pool Chair	8411 · Ag Pool Member Compensation	25.00
				1/21/21 Call w/Ag Pool Chair	8470 · Ag Meeting Attend -Special	100.00
Bill	01/21/2021	1/21 Advisory Comm		1/21/21 Advisory Committee meeting	8411 · Ag Pool Member Compensation	25.00
				1/21/21 Advisory Committee meeting	8470 · Ag Meeting Attend -Special	100.00
Bill	01/21/2021	1/21 RIPComm Mtg		1/21/21 RIPComm meeting	8411 · Ag Pool Member Compensation	25.00
				1/21/21 RIPComm meeting	8470 · Ag Meeting Attend -Special	100.00
Bill	01/22/2021	1/22 Board Officers		1/22/21 Board officers meeting	6311 · Board Member Compensation	125.00
Bill	01/26/2021	1/26 Board Officers		1/26/21 Board officers meeting	6311 · Board Member Compensation	125.00
Bill	01/28/2021	1/28 Board Mtg		1/28/21 Board meeting	6311 · Board Member Compensation	125.00
Bill	01/28/2021	1/28 call w/Ag Chair		1/28/21 Call w/Ag Pool Chair	8411 · Ag Pool Member Compensation	25.00
				1/28/21 Call w/Ag Pool Chair	8470 · Ag Meeting Attend -Special	100.00
Bill	01/29/2021	1/29 call w/Ag Chair		1/29/21 Call w/Ag Pool Chair	8411 · Ag Pool Member Compensation	25.00
				1/29/21 Call w/Ag Pool Chair	8470 · Ag Meeting Attend -Special	100.00
TOTAL						2,000.00
Bill Pmt -Check	02/09/2021	22678	PURCHASE POWER	8000-9090-0016-8851	1012 · Bank of America Gen'l Ckg	
Bill	01/31/2021	8000909000168851		Postage refill - 1/08/21	6042 · Postage - General	500.00
TOTAL						500.00
Bill Pmt -Check	02/09/2021	22679	SKILLPATH SEMINARS	8118547	1012 · Bank of America Gen'l Ckg	
Bill	02/05/2021	8118547		VA - All Access Pass	6193 · Employee Training	399.00
TOTAL						399.00

CHINO BASIN WATERMASTER
Cash Disbursements For The Month of
February 2021

Type	Date	Num	Name	Memo	Account	Paid Amount
Bill Pmt -Check	02/11/2021	ACH 021121	PUBLIC EMPLOYEES' RETIREMENT SYSTEM	Payor #3493	1012 · Bank of America Gen'l Ckg	
General Journal	02/06/2021	02/06/2021	PUBLIC EMPLOYEES' RETIREMENT SYSTEM	CalPERS Retirement for 01/24/21-02/06/21	2000 · Accounts Payable	8,956.20
TOTAL						8,956.20
Bill Pmt -Check	02/09/2021	22680	WESTERN MUNICIPAL WATER DISTRICT	Board Member Compensation	1012 · Bank of America Gen'l Ckg	
Bill	01/08/2021	1/08 Court Hearing		1/08/21 Court Hearing - Galleano	6311 · Board Member Compensation	125.00
Bill	01/28/2021	1/28 Board Mtg		1/28/21 Board meeting - Galleano	6311 · Board Member Compensation	125.00
TOTAL						250.00
General Journal	02/12/2021	02/21/2021	ADP, LLC	ADP Tax Service for 01/23/21-573946349	1012 · Bank of America Gen'l Ckg	
				ADP Tax Service for 01/09/21-573946349	1012 · Bank of America Gen'l Ckg	155.50
				ADP Tax Service for 01/23/21-573946349	1012 · Bank of America Gen'l Ckg	167.60
TOTAL						323.10
Check	02/16/2021	02/16/2021	Service Charge	Service Charge	1012 · Bank of America Gen'l Ckg	
				Service Charge	6039.1 · Banking Service Charges	1,198.79
TOTAL						1,198.79
Bill Pmt -Check	02/18/2021	22681	CUCAMONGA VALLEY WATER DISTRICT	Office Lease	1012 · Bank of America Gen'l Ckg	
Bill	02/16/2021			Lease due on March 1, 2021	1422 · Prepaid Rent	7,213.72
TOTAL						7,213.72
Bill Pmt -Check	02/18/2021	22682	FRONTIER COMMUNICATIONS	909-484-3890-050914-5	1012 · Bank of America Gen'l Ckg	
Bill	02/17/2021	90948438900509145		Office fax	6022 · Telephone	168.36
TOTAL						168.36
Bill Pmt -Check	02/18/2021	22683	GREAT AMERICA LEASING CORP.	28765620	1012 · Bank of America Gen'l Ckg	
Bill	02/15/2021	28765620		Invoice for January 2021 - standard payment	6043.1 · Ricoh Lease Fee	1,481.41
				Supply freight fee	6043.2 · Ricoh Usage & Maintenance Fee	8.57
TOTAL						1,489.98
Bill Pmt -Check	02/18/2021	22684	LEGAL SHIELD	111802	1012 · Bank of America Gen'l Ckg	
Bill	02/11/2021	111802		Employee deductions - February 2021	60194 · Other Employee Insurance	177.35
TOTAL						177.35
Bill Pmt -Check	02/18/2021	22685	LOEB & LOEB LLP	1932455	1012 · Bank of America Gen'l Ckg	
Bill	01/31/2021	1932455		Non-Ag Legal Services - January 2021	8567 · Non-Ag Legal Service	4,048.20
TOTAL						4,048.20
Bill Pmt -Check	02/18/2021	22686	SAN BERNARDINO COUNTY FLOOD CONTROL P-12012057		1012 · Bank of America Gen'l Ckg	

CHINO BASIN WATERMASTER
Cash Disbursements For The Month of
February 2021

Financial Report - B1

Type	Date	Num	Name	Memo	Account	Paid Amount
Bill	01/28/2021	P-12012057		Annual inspection fee for 2021	6909.3 · Other OBMP Expenses	1,488.00
TOTAL						1,488.00
Bill Pmt -Check	02/18/2021	22687	STAULA, MARY L	Retiree Medical	1012 · Bank of America Gen'l Ckg	
Bill	02/28/2021			Retiree Medical	60182.4 · Retiree Medical	19.24
TOTAL						19.24
Bill Pmt -Check	02/18/2021	22688	TOM DODSON & ASSOCIATES	CB271 21-1	1012 · Bank of America Gen'l Ckg	
Bill	02/17/2021	CB271 21-1		January 2021 - OBMP Update PEIR	6908.1 · 2020 OBMP Update-Dodson & Assoc	16,845.00
TOTAL						16,845.00
Bill Pmt -Check	02/18/2021	22689	UNITED HEALTHCARE	052587601843	1012 · Bank of America Gen'l Ckg	
Bill	02/15/2021	052587601843		Dental Insurance - March 2021	60182.2 · Dental & Vision Ins	805.17
TOTAL						805.17
Bill Pmt -Check	02/18/2021	22690	VANDEN HEUVEL, GEOFFREY	Ag Pool Member Compensation	1012 · Bank of America Gen'l Ckg	
Bill	01/14/2021	1/14/21 Ag Pool Mtg		1/14/21 Ag Pool Meeting	8411 · Ag Pool Member Compensation	25.00
				1/14/21 Ag Pool Meeting	8470 · Ag Meeting Attend -Special	100.00
Bill	02/11/2021	11/12/20 Ag Pool Mtg		11/12/20 Ag Pool Meeting	8411 · Ag Pool Member Compensation	25.00
				11/12/20 Ag Pool Meeting	8470 · Ag Meeting Attend -Special	100.00
Bill	02/11/2021	12/08/20 Ag Pool Mtg		12/08/20 Ag Pool Meeting	8411 · Ag Pool Member Compensation	25.00
				12/08/20 Ag Pool Meeting	8470 · Ag Meeting Attend -Special	100.00
Bill	02/11/2021	2/11/21 Ag Pool Mtg		2/11/21 Ag Pool Meeting	8411 · Ag Pool Member Compensation	25.00
				2/11/21 Ag Pool Meeting	8470 · Ag Meeting Attend -Special	100.00
TOTAL						500.00
Bill Pmt -Check	02/18/2021	22691	VERIZON WIRELESS	9872659817	1012 · Bank of America Gen'l Ckg	
Bill	02/15/2021	9872659817		Acct #470810953-00001	6022 · Telephone	316.79
TOTAL						316.79
Bill Pmt -Check	02/18/2021	22692	WAXIE SANITARY SUPPLY	VOID: 798056600	1012 · Bank of America Gen'l Ckg	
TOTAL						0.00
Bill Pmt -Check	02/18/2021	22693	WAXIE SANITARY SUPPLY	798056600	1012 · Bank of America Gen'l Ckg	
Bill	02/11/2021	79805660		Air Purifiers qty of 3 - COVID-19	6038 · Other Office Equipment	1,480.84
TOTAL						1,480.84
Bill Pmt -Check	02/18/2021	22694	EGOSCUE LAW GROUP, INC.	Ag Pool Legal Services	1012 · Bank of America Gen'l Ckg	
Bill	12/31/2020	December 2020		Pay from Ag Pool Special Fund - Dec. 2020	8467 · Ag Legal & Technical Services	30,494.00
Bill	01/31/2021	January 2021		Pay from Ag Pool Special Fund - Jan. 2021	8467 · Ag Legal & Technical Services	12,375.00

CHINO BASIN WATERMASTER
Cash Disbursements For The Month of
February 2021

Type	Date	Num	Name	Memo	Account	Paid Amount
TOTAL						42,869.00
General Journal	02/20/2021	02/20/2021	Payroll and Taxes for 02/07/21-02/20/21	Payroll and Taxes for 02/07/21-02/20/21	1012 · Bank of America Gen'l Ckg	
				Direct Deposits for 02/07/21-02/20/21	1012 · Bank of America Gen'l Ckg	31,324.33
				Payroll Taxes for 02/07/21-02/20/21	1012 · Bank of America Gen'l Ckg	10,975.72
			ICMA-RC	457(f) EE Deductions for 02/07/21-02/20/21	1012 · Bank of America Gen'l Ckg	5,759.32
			ICMA-RC	401(a) EE Deductions for 02/07/21-02/20/21	1012 · Bank of America Gen'l Ckg	1,648.79
TOTAL						49,708.16
Bill Pmt -Check	02/23/2021	ACH 022321	PUBLIC EMPLOYEES' RETIREMENT SYSTEM	Payor #3493	1012 · Bank of America Gen'l Ckg	
Bill	02/01/2021	16317260		Annual Unfunded Accrued Liability-Plan 3299	60180 · Employers PERS Expense	7,622.21
TOTAL						7,622.21
Bill Pmt -Check	02/24/2021	22695	RON SHELLEY'S AUTOMOTIVE	Maintenance For Vehicles	1012 · Bank of America Gen'l Ckg	
Bill	01/11/2021	11612		Maintenance for 2019 F-150	6177 · Vehicle Repairs & Maintenance	102.27
Bill	01/12/2021	11615		Maintenance for 2005 Ford Expedition	6177 · Vehicle Repairs & Maintenance	82.64
Bill	01/13/2021	12311		Maintenance for 2018 F-150	6177 · Vehicle Repairs & Maintenance	78.22
TOTAL						263.13
Bill Pmt -Check	02/24/2021	22696	STANDARD INSURANCE CO.	Policy # 00-649299-0009	1012 · Bank of America Gen'l Ckg	
Bill	02/23/2021	006492990009		Policy # 00-649299-0009	60191 · Life & Disab.Ins Benefits	915.07
TOTAL						915.07
Bill Pmt -Check	02/24/2021	22697	VERIZON WIRELESS	9873264509	1012 · Bank of America Gen'l Ckg	
Bill	02/23/2021	9873264509		Acct #642073270-00001	7103.7 · Grdwtr Qual-Computer Svc	58.03
TOTAL						58.03
Bill Pmt -Check	02/24/2021	22698	WAXIE SANITARY SUPPLY	NF1WL-00	1012 · Bank of America Gen'l Ckg	
Bill	02/23/2021	NF1WL-00		Air Purifier qty of 1 - COVID-19	6038 · Other Office Equipment	718.34
TOTAL						718.34
Bill Pmt -Check	02/24/2021	22699	BROWNSTEIN HYATT FARBER SCHRECK		1012 · Bank of America Gen'l Ckg	
Bill	01/31/2021	833398		833398	6078 · BHFS Legal - Miscellaneous	25,107.00
Bill	01/31/2021	833399		833399	6275 · BHFS Legal - Advisory Committee	2,128.50
Bill	01/31/2021	833400		833400	6375 · BHFS Legal - Board Meeting	4,513.50
Bill	01/31/2021	833401		833401	8375 · BHFS Legal - Appropriative Pool	1,584.00
Bill	01/31/2021	833402		833402	8475 · BHFS Legal - Agricultural Pool	1,584.00
Bill	01/31/2021	833403		833403	8575 · BHFS Legal - Non-Ag Pool	1,584.00
Bill	01/31/2021	833404		833404	6071 · BHFS Legal - Court Coordination	5,620.50
				Filing Fee - Pierson	6071 · BHFS Legal - Court Coordination	94.00

CHINO BASIN WATERMASTER
Cash Disbursements For The Month of
February 2021

Type	Date	Num	Name	Memo	Account	Paid Amount
				Filing Fee - Wilson	6071 · BHFS Legal - Court Coordination	94.00
				Filing Fee - Herrema	6071 · BHFS Legal - Court Coordination	94.00
				Filing Fee - Bowcock	6071 · BHFS Legal - Court Coordination	94.00
				Filing Fee - Wildermuth	6071 · BHFS Legal - Court Coordination	94.00
Bill	01/31/2021	833405		833405	6077 · BHFS Legal - Party Status Maint	247.50
Bill	01/31/2021	833406		833406	6907.39 · Recharge Master Plan	1,441.50
Bill	01/31/2021	833407		833407	6907.45 · OBMP Update	36,341.50
				Transportation Services - 01/08/21	6907.45 · OBMP Update	150.00
				Research Costs	6907.45 · OBMP Update	81.52
Bill	01/31/2021	833408		833408	6078.25 · Ely 3 Basin Investigation	9,522.00
				Appearance Fee - Sandler	6078.25 · Ely 3 Basin Investigation	94.00
				Appearance Fee - Herrema	6078.25 · Ely 3 Basin Investigation	94.00
				Appearance Fee - Sandler	6078.25 · Ely 3 Basin Investigation	94.00
				Appearance Fee - Herrema	6078.25 · Ely 3 Basin Investigation	94.00
				Research - Westlaw	6078.25 · Ely 3 Basin Investigation	316.43
				Federal Express Charges	6078.25 · Ely 3 Basin Investigation	50.40
				Filing Fee	6078.25 · Ely 3 Basin Investigation	134.34
				Research - Lexis Nexus	6078.25 · Ely 3 Basin Investigation	23.62
TOTAL						91,276.31
Bill Pmt -Check	02/25/2021	ACH 022521	PUBLIC EMPLOYEES' RETIREMENT SYSTEM	Payor #3493	1012 · Bank of America Gen'l Ckg	
General Journal	02/20/2021	02/20/2021	PUBLIC EMPLOYEES' RETIREMENT SYSTEM	CalPERS Retirement for 02/07/21-02/20/21	2000 · Accounts Payable	8,986.84
TOTAL						8,986.84
General Journal	02/25/2021	02/25/2021	ADP, LLC	ADP Tax Service for 12/31/20-574537943	1012 · Bank of America Gen'l Ckg	
				ADP Tax Service for 12/31/20-574537943	1012 · Bank of America Gen'l Ckg	63.00
TOTAL						63.00
Bill Pmt -Check	02/25/2021	22700	ACCENT COMPUTER SOLUTIONS, INC.	141766	1012 · Bank of America Gen'l Ckg	
Bill	03/01/2021	141766		Monthly Services - March 2021	6052.4 · IT Managed Services	3,920.14
				Overwatch - March 2021	6052.5 · IT Data Backup/Storage	699.00
				OmniCloud - March 2021	6052.5 · IT Data Backup/Storage	170.00
				Office 365 Subscriptions - March 2021	6052.4 · IT Managed Services	204.75
				Image office storage (per GB, per month)	6052.5 · IT Data Backup/Storage	795.86
TOTAL						5,789.75
General Journal	02/28/2021	02/28/2021	Wage Works FSA Direct Debits - Jan. 2021	Wage Works FSA Direct Debits - Jan. 2021	1012 · Bank of America Gen'l Ckg	
				Wage Works FSA Direct Debits - Jan. 2021	1012 · Bank of America Gen'l Ckg	572.32
				Wage Works FSA Direct Debits - Jan. 2021	1012 · Bank of America Gen'l Ckg	572.32
				Wage Works FSA Direct Debits - Jan. 2021	1012 · Bank of America Gen'l Ckg	81.50

CHINO BASIN WATERMASTER
Cash Disbursements For The Month of
February 2021

Type	Date	Num	Name	Memo	Account	Paid Amount
TOTAL						1,226.14
					Total Disbursements:	<u><u>366,342.78</u></u>



CHINO BASIN WATERMASTER

9641 San Bernardino Road, Rancho Cucamonga, CA 91730
Tel: 909.484.3888 Fax: 909.484.3890 www.cbwm.org

PETER KAVOUNAS, P.E.
General Manager

STAFF REPORT

DATE: April 22, 2021
TO: Board Members
SUBJECT: VISA Check Detail Report - Financial Report B2 (February 28, 2021)
(Consent Calendar Item I.B.2.)

SUMMARY

Issue: Record of VISA credit card payment disbursed for the month of February 2021.

Recommendation: Receive and file VISA Check Detail Report for February 2021 as presented.

Financial Impact: Funds disbursed were included in the FY 2020/21 "Amended" Watermaster Budget.

Future Consideration

Watermaster Board – April 22, 2021: Receive and File (Normal Course of Business)

ACTIONS:

Appropriative Pool – April 8, 2021: Receive and file

Non-Agricultural Pool – April 8, 2021: Moved unanimously to receive and file, without approval

Agricultural Pool – April 8, 2021: Receive and file

Advisory Committee – April 15, 2021: Meeting was cancelled, item was not presented

Watermaster Board – April 22, 2021:

*Watermaster's function is to administer and enforce provisions of the Judgment and subsequent orders of the Court,
and to develop and implement an Optimum Basin Management Program*

BACKGROUND

A monthly VISA Check Detail report is provided to keep all members apprised of Watermaster expenditures charged against the General Manager and Chief Financial Officer's Bank of America VISA card.

DISCUSSION

The total cash disbursements during the month of February 2021 was \$1,493.20. The payment was processed in the amount of \$1,493.20 (by check number 22671 dated February 9, 2021). The monthly charges for February 2021 of \$1,493.20 were for routine and customary expenditures and properly documented with receipts.

ATTACHMENTS

1. Financial Report – B2

CHINO BASIN WATERMASTER
VISA Check Detail Report
February 2021

Type	Num	Date	Name	Memo	Account	Paid Amount
Bill Pmt -Check	02/09/2021	22671	BANK OF AMERICA	XXXX-XXXX-XXXX-9341	1012 · Bank of America Gen'l Ckg	
Bill	01/31/2021	XXXX-XXXX-XXXX-9341		Miscellaneous office supplies	6031.7 · Other Office Supplies	61.53
				Miscellaneous office supplies	6031.7 · Other Office Supplies	139.14
				Miscellaneous office supplies	6031.7 · Other Office Supplies	250.69
				Miscellaneous office supplies	6031.7 · Other Office Supplies	81.84
				Miscellaneous office supplies	6031.7 · Other Office Supplies	12.82
				Miscellaneous office supplies	6031.7 · Other Office Supplies	63.68
				Fee for transcripts 12/11/20 and 01/08/21	6046 · Legal Publications/Services	486.78
				Miscellaneous office supplies	6031.7 · Other Office Supplies	81.25
				Miscellaneous office supplies	6031.7 · Other Office Supplies	31.09
				Postage for 1099's to vendors	6042 · Postage - General	21.86
				Miscellaneous office supplies	6031.7 · Other Office Supplies	3.08
				Miscellaneous office supplies	6031.7 · Other Office Supplies	5.95
				Miscellaneous office supplies	6031.7 · Other Office Supplies	93.42
				Miscellaneous office supplies	6031.7 · Other Office Supplies	7.48
				New charge for plan change to GoToMeeting	6022 · Telephone	152.59
					Total Disbursements:	\$1,493.20

TOTAL



CHINO BASIN WATERMASTER

9641 San Bernardino Road, Rancho Cucamonga, CA 91730
Tel: 909.484.3888 Fax: 909.484.3890 www.cbwm.org

PETER KAVOUNAS, P.E.
General Manager

STAFF REPORT

DATE: April 22, 2021
TO: Board Members
SUBJECT: Combining Schedule of Revenue, Expenses and Changes in Net Assets for the Period July 1, 2020 through February 28, 2021 - Financial Report B3 (February 28, 2021) (Consent Calendar Item I.B.3.)

SUMMARY

Issue: Record of Revenue, Expenses and Changes in Net Assets for the Period July 1, 2020 through February 28, 2021.

Recommendation: Receive and file Combining Schedule of Revenue, Expenses and Changes in Net Assets for the Period July 1, 2020 through February 28, 2021 as presented.

Financial Impact: Funds disbursed were included in the FY 2020/21 "Amended" Watermaster Budget.

Future Consideration

Watermaster Board – April 22, 2021: Receive and File (Normal Course of Business)

ACTIONS:

Appropriative Pool – April 8, 2021: Receive and file

Non-Agricultural Pool – April 8, 2021: Moved unanimously to receive and file, without approval

Agricultural Pool – April 8, 2021: Receive and file

Advisory Committee – April 15, 2021: Meeting was cancelled, item was not presented

Watermaster Board – April 22, 2021:

Watermaster's function is to administer and enforce provisions of the Judgment and subsequent orders of the Court, and to develop and implement an Optimum Basin Management Program

BACKGROUND

A Combining Schedule of Revenue, Expenses and Changes in Net Assets for the period July 1, 2020 through February 28, 2021 is provided to keep all members apprised of the FY 2020/21 cumulative Watermaster revenues, expenditures and changes in net assets for the period listed.

DISCUSSION

The Combining Schedule of Revenue, Expenses and Changes in Net Assets has been created from various financial reports and statements created from Intuit QuickBooks Enterprise Solutions 21.0, the Watermaster accounting system. The Combining Schedule provided balances to the supporting documentation in the Watermaster accounting system as presented.

ATTACHMENTS:

1. Financial Report – B3

CHINO BASIN WATERMASTER
COMBINING SCHEDULE OF REVENUE, EXPENSES AND CHANGES IN NET ASSETS
FOR THE PERIOD JULY 1, 2020 THROUGH FEBRUARY 28, 2021

Financial Report - B3

	WATERMASTER ADMINISTRATION	OPTIMUM BASIN MANAGEMENT	POOL ADMINISTRATION & SPECIAL PROJECTS			AP ESCROW ACCOUNT	GROUNDWATER REPLENISHMENT	LAIF VALUE ADJ.	GASB 75 BEG. NET POSITION	GRAND TOTALS	AMENDED BUDGET 2020-2021
			APPROPRIATIVE POOL	AG POOL	NON-AG POOL						
Administrative Revenues:											
Administrative Assessments			8,933,741		369,221					9,302,963	9,302,939
Interest Revenue			25,212	1,485	380					27,078	130,813
Mutual Agency Project Revenue	173,102									173,102	176,203
Miscellaneous Income	42									42	0
Total Revenues	173,145	-	8,958,953	1,485	369,602	-	-	-	-	9,503,185	9,609,955
Administrative & Project Expenditures:											
Watermaster Administration	1,263,593									1,263,593	1,637,557
Watermaster Board-Advisory Committee	155,901									155,901	237,438
Ag Pool Misc. Expense - Ag Fund ¹				8,450						8,450	400
Ag Pool Legal Services - Ag Fund ²				91,957						91,957	-
Pool Administration			231,078	290,793	60,337					582,208	1,143,674
Optimum Basin Mgmt Administration		932,989								932,989	2,121,839
OBMP Project Costs		2,078,662								2,078,662	4,787,906
Debt Service		534,496								534,496	534,496
Basin Recharge Improvements		-								-	1,693,292
Total Administrative/OBMP Expenses	1,419,494	3,546,146	231,078	290,793	60,337	-	-	-	-	5,648,254	12,156,603
Net Administrative/OBMP Expenses	(1,246,349)	(3,546,146)									
Allocate Net Admin Expenses To Pools	1,246,349		913,947	285,500	46,901						
Allocate Net OBMP Expenses To Pools		3,011,650	2,223,442	689,877	98,332						
Allocate Debt Service to App Pool		534,496	534,496								
Allocate Basin Recharge to App Pool		-	-								
Agricultural Expense Transfer*			1,266,169	(1,266,169)							
Total Expenses	5,169,132	100,407	205,570	-	-	-	-	-	-	5,648,254	12,156,603
Net Administrative Income			3,789,821	(98,921)	164,032					3,854,931	(2,546,648)
Other Income/(Expense)											
Replenishment Water Assessments							1,495,550			1,495,550	0
Desalter Replenishment Obligation							-			-	0
Exhibit "G" Non-Ag Pool Water										-	0
RTS Charges from IEUA							(44,475)			(44,475)	0
Interest Revenue							-			-	0
MWD Water Purchases										-	0
Non-Ag Stored Water Purchases										-	0
Exhibit "G" Non-Ag Pool Water										-	0
Groundwater Replenishment							(1,466,888)			(1,466,888)	0
LAIF - Fair Market Value Adjustment										-	0
Gain on Sale of Assets										-	0
Other Post-Employment Benefits (OPEB)										-	0
Prior Year Adjustment - Ag Pool Expense			165,695	(165,695)						-	0
AP Special Assessment - Ag Pool Exp.			(165,695)	4,625		161,070				-	0
AP Escrow Account - Interest Earned						123				123	0
Refund-Excess Reserves			(127,582)		(5,084)					(132,666)	0
Refund-Recharge Debt			(107,164)							(107,164)	0
Funding To/(From) Reserves										-	0
Net Other Income/(Expense)			(234,746)	(161,070)	(5,084)	161,193	(15,812)			(255,519)	0
Net Transfers To/(From) Reserves	3,599,412		3,555,075	(259,992)	158,948	161,193	(15,812)			3,599,412	(2,546,648)
	0										
Net Assets, July 1, 2020			7,673,531	515,498	107,781	0	(3,460)	43,169	(443,445)	7,893,075	
Net Assets, End of Period			11,228,606	255,507	266,729	161,193	(19,272)	43,169	(443,445)	11,492,487	11,492,487
19/20 Assessable Production			69,918,990	21,841,407	3,588,067					95,348,464	
19/20 Production Percentages			73.330%	22.907%	3.763%					100.000%	

*Fund balance transfer as agreed to in the Peace Agreement.

Note ¹ - Agricultural Pool 50% Mediation Services

N:\Administration\Meetings - Agendas & Minutes\2021\Staff Reports\04 - April\Board\20210422 - B3 Combining Schedule_February 2021.xlsx | Note ² - Agricultural Pool Legal Services for Dec. 2020 through Jan. 2021



CHINO BASIN WATERMASTER

9641 San Bernardino Road, Rancho Cucamonga, CA 91730
Tel: 909.484.3888 Fax: 909.484.3890 www.cbwm.org

PETER KAVOUNAS, P.E.
General Manager

STAFF REPORT

DATE: April 22, 2021
TO: Board Members
SUBJECT: Treasurer's Report of Financial Affairs for the Period February 1, 2021 through February 28, 2021 - Financial Report B4 (February 28, 2021)
(Consent Calendar Item I.B.4.)

SUMMARY

Issue: Record of increases or decreases in the cash position, assets and liabilities of Watermaster for the Period of February 1, 2021 through February 28, 2021.

Recommendation: Receive and file Treasurer's Report of Financial Affairs for the Period February 1, 2021 through February 28, 2021 as presented.

Financial Impact: Funds disbursed were included in the FY 2020/21 "Amended" Watermaster Budget.

Future Consideration

Watermaster Board – April 22, 2021: Receive and File (Normal Course of Business)

ACTIONS:

Appropriative Pool – April 8, 2021: Receive and file

Non-Agricultural Pool – April 8, 2021: Moved unanimously to receive and file, without approval

Agricultural Pool – April 8, 2021: Receive and file

Advisory Committee – April 15, 2021: Meeting was cancelled, item was not presented

Watermaster Board – April 22, 2021:

Watermaster's function is to administer and enforce provisions of the Judgment and subsequent orders of the Court, and to develop and implement an Optimum Basin Management Program

BACKGROUND

A Treasurer's Report of Financial Affairs for the Period February 1, 2021 through February 28, 2021 is provided to keep all members apprised of the total cash in banks (Bank of America, LAIF, and CalTRUST); cash on deposit in trust with the County of San Bernardino as a result of the Cooperation and Reimbursement Agreement between Chino Basin Watermaster and County of San Bernardino dated May 25, 2017; and cash on hand at the Watermaster office (petty cash) at the end of the period stated. The Treasurer's Report details the change (increase or decrease) in the overall cash position of Watermaster, as well as the changes (increase or decrease) to the assets and liabilities section of the balance sheet. The report also provides a detailed listing of all deposits and/or withdrawals in the California State Treasurer's Local Agency Investment Fund (LAIF) and/or CalTRUST, the most current effective yield as of the last quarter, and the ending balance in LAIF as of the reporting date.

DISCUSSION

The Treasurer's Report of Financial Affairs has been created from various financial reports and statements created from Intuit QuickBooks Enterprise Solutions 21.0, the Watermaster accounting system. The Treasurer's Report provided, balances to the supporting documentation in the Watermaster accounting system, as well as the supporting bank statements.

ATTACHMENTS

1. Financial Report – B4

**CHINO BASIN WATERMASTER
TREASURER'S REPORT OF FINANCIAL AFFAIRS FOR THE PERIOD
FEBRUARY 1, 2021 THROUGH FEBRUARY 28, 2021**

Financial Report - B4

DEPOSITORIES:

Cash on Hand - Petty Cash			\$	500
Bank of America				
Governmental Checking-Demand Deposits	\$	106,126		
Zero Balance Account - Payroll		-		106,126
Restricted Funds - AP Escrow				161,193
Trust Account - County of San Bernardino				845
Local Agency Investment Fund - Sacramento				12,843,561
TOTAL CASH IN BANKS AND ON HAND		2/28/2021		\$ 13,112,225
TOTAL CASH IN BANKS AND ON HAND		1/31/2021		13,395,236

PERIOD INCREASE (DECREASE) \$ (283,011)

CHANGE IN CASH POSITION DUE TO:

Decrease/(Increase) in Assets:			\$	
Accounts Receivable				4,022
Assessments Receivable				(66,683)
Prepaid Expenses, Deposits & Other Current Assets				39
(Decrease)/Increase in Liabilities				
Accounts Payable				118,628
Accrued Payroll, Payroll Taxes & Other Current Liabilities				50,403
Long Term Liabilities				2,397
Transfer to/(from) Reserves				(391,816)

PERIOD INCREASE (DECREASE) \$ (283,011)

SUMMARY OF FINANCIAL TRANSACTIONS:

	Petty Cash	Govt'l Checking Demand	Zero Balance Account Payroll	Restricted Funds AP Escrow	Trust Account County of San Bernardino	Local Agency Investment Funds	Totals
Balances as of 1/31/2021	\$ 500	\$ 389,162	\$ -	\$ 161,168	\$ 845	\$ 12,843,561	\$ 13,395,236
Deposits	-	83,307	-	25	-	-	83,332
Transfers	-	(140,306)	(86,186)	-	-	-	(226,492)
Withdrawals/Checks	-	(226,036)	86,186	-	-	-	(139,850)
Balances as of 2/28/2021	\$ 500	\$ 106,126	\$ -	\$ 161,193	\$ 845	\$ 12,843,561	\$ 13,112,225
PERIOD INCREASE OR (DECREASE)	\$ -	\$ (283,036)	\$ -	\$ 25	\$ -	\$ -	\$ (283,011)

**CHINO BASIN WATERMASTER
TREASURER'S REPORT OF FINANCIAL AFFAIRS FOR THE PERIOD
FEBRUARY 1, 2021 THROUGH FEBRUARY 28, 2021**

Financial Report - B4

INVESTMENT TRANSACTIONS

Effective Date	Transaction	Depository	Activity	Redeemed	Days to Maturity	Interest Rate(*)	Maturity Yield
-							
TOTAL INVESTMENT TRANSACTIONS			\$ -	\$0			

* The earnings rate for L.A.I.F. is a daily variable rate; 0.63% was the effective yield rate at the Quarter ended December 31, 2020.

**INVESTMENT STATUS
February 28, 2021**

<u>Financial Institution</u>	<u>Principal Amount</u>	<u>Number of Days</u>	<u>Interest Rate</u>	<u>Maturity Date</u>
Local Agency Investment Fund	\$ 12,843,561			
TOTAL INVESTMENTS	\$ 12,843,561			

Funds on hand are sufficient to meet all foreseen and planned Administrative and project expenditures during the next six months.

All investment transactions have been executed in accordance with the criteria stated in Chino Basin Watermaster's Investment Policy.

Respectfully submitted,



Joseph S. Joswiak
Chief Financial Officer
Chino Basin Watermaster



CHINO BASIN WATERMASTER

9641 San Bernardino Road, Rancho Cucamonga, CA 91730
Tel: 909.484.3888 Fax: 909.484.3890 www.cbwm.org

PETER KAVOUNAS, P.E.
General Manager

STAFF REPORT

DATE: April 22, 2021
TO: Board Members
SUBJECT: Budget vs. Actual Report for the Period July 1, 2020 through February 28, 2021 -
Financial Report B5 (February 28, 2021)
(Consent Calendar Item I.B.5.)

SUMMARY

Issue: Record of revenues and expenses of Watermaster for the Period of July 1, 2020 through February 28, 2021.

Recommendation: Receive and file Budget vs. Actual Report for the Period July 1, 2020 through February 28, 2021 as presented.

Financial Impact: Funds disbursed were included in the FY 2020/21 "Amended" Watermaster Budget.

Future Consideration

Watermaster Board – April 22, 2021: Receive and File (Normal Course of Business)

ACTIONS:

Appropriative Pool – April 8, 2021: Receive and file

Non-Agricultural Pool – April 8, 2021: Moved unanimously to receive and file, without approval

Agricultural Pool – April 8, 2021: Receive and file

Advisory Committee – April 15, 2021: Meeting was cancelled, item was not presented

Watermaster Board – April 22, 2021:

*Watermaster's function is to administer and enforce provisions of the Judgment and subsequent orders of the Court,
and to develop and implement an Optimum Basin Management Program*

BACKGROUND

A Budget vs. Actual Report for the period July 1, 2020 through February 28, 2021 is provided to keep all members apprised of the total revenues and expenses for the current fiscal year. The expense section is categorized into four distinct sections. Those sections are: General and Administrative Expenses; Optimum Basin Management Program Expenses; Project Expenses; and Other Income/Expenses. The Budget vs. Actual report has been created from Intuit QuickBooks Enterprise Solutions 21.0, the Watermaster accounting system. The Budget vs. Actual report provided, balances to the supporting documentation in the Watermaster accounting system, as well as the supporting bank statements.

DISCUSSION

CURRENT MONTH – FEBRUARY 2021

Year-To-Date (YTD) for the eight months ending February 28, 2021, all but five categories were at or below the projected budget. The categories over budget were the following: (1) Watermaster Legal Services (6070's) over budget by \$250,943 or 182.7% as a result of increased activities in the areas of court coordination (results of the numerous court hearing); unbudgeted expenses for the Ely 3 Basin Investigation; and miscellaneous legal expenses during the last eight months; (2) Advisory Committee Expenses (6200's) over budget by \$8,390 or 25.1% as a result of increased Watermaster staff time allocated to the Advisory Committee activities; (3) Appropriative Pool Administrative expenses (8300's) over budget by \$7,649 or 3.4% as a result of increased Watermaster staff time allocated to the Appropriative Pool activities; (4) Agricultural Meeting Attendance expenses (8470) over budget by \$7,975 or 53.9% as a result of increased meeting activity by the Agricultural Pool; and (5) Agricultural Pool Miscellaneous Expense - Ag Pool Fund expenses (8485) over budget by \$8,150 or 2,716.7%. Please note that while account 8485 is presented as part of the overall Watermaster budget, the expenses booked into this account are directly charged to the Agricultural Pool's Special Fund, not charged against the Watermaster's general fund. Please see Financial Report B-3 for more information regarding the Ag Pool's Special Fund accounting.

For the majority of the expense categories within the Watermaster budget for FY 2020/21, the individual line-item budgets are divided into 12-monthly amounts and allocated accordingly. As the fiscal year progresses, the category listed above could level out over time and be within the budget levels.

There are no Budget Transfers or Budget Amendments being proposed for FY 2020/21 at the current time. As the fiscal year continues, it may be required that one or both of these actions be submitted.

Overall, the Watermaster (YTD) Actual Expenses were \$3,800,611 or 40.2% below the (YTD) Budgeted Expenses of \$9,448,865.

PREVIOUSLY REPORTED ACTIONS (Descending Order)

December 2020:

There were no Pool, Advisory or Board meetings scheduled for the month of December 2020.

August 2020:

As a result of action taken by the Agricultural Pool at their September 3, 2020 Special Pool Meeting, the FY 2020/21 "Approved" budget for account 8467 (Agricultural Pool Legal Services) was increased from \$300,000 to \$500,000. This action increased the "Amended" FY 2020/21 budget from \$9,007,955 to \$9,207,955.

Budget Amendment (Form A-20-09-01) in the amount of \$267,000 was unanimously approved by the Advisory Committee on September 17, 2020 and unanimously adopted by the Board on September 24, 2020. This action increased the overall "Amended" FY 2020/21 budget from \$9,207,955 to \$9,474,955.

Watermaster's function is to administer and enforce provisions of the Judgment and subsequent orders of the Court, and to develop and implement an Optimum Basin Management Program

The three budget accounts increased were (1) the 2020 OBMP Update-Engineering expenses (6906.26) increased by an additional amount of \$182,000; (2) the 2020 OBMP Update-BHFS expenses (6907.45) increased by an additional amount of \$25,000; and (3) the 2020 OBMP Update-Dodson & Associates expenses (6908.1) increased by an additional amount of \$60,000.

July 2020:

During the month of July 2020, the "Carry Over" funding was calculated. The Total "Carry Over" funding amount of \$2,546,648.17 has been posted to the general ledger accounts. The total amount of \$2,546,648.17 consisted of \$1,693,292.20 from Capital Improvement Projects, \$430,584.49 from Engineering Services; \$375,271.48 from OBMP Activities, and \$47,500.00 from Administration Services. More detailed information is provided regarding this issue under the "Carry Over" Funding section.

The Amended Budget for FY 2020/21 is \$11,554,603.17 which includes \$2,546,648.17 for the prior years "Carry Over" funding. The Original Approved budget for FY 2020/21 of \$9,007,955 was adopted by the Watermaster Board on May 21, 2020 ($\$9,007,955 + \$2,546,648.17 = \$11,554,603.17$).

SALARIES EXPENSE

CURRENT MONTH – FEBRUARY 2021

As of February 28, 2021, the total (YTD) Watermaster salary expenses were \$43,539 or 3.1% below the (YTD) budgeted amount of \$1,401,763. The overall staffing budget was developed with a staffing level of ten Full-Time Equivalents (FTE's), and staffing is currently at ten Full-Time Equivalents (FTE's).

Watermaster utilizes an in-house database time and attendance system to track and record staff's actual hours worked and records those hours to a specific project or activity. This time and attendance database of captured staff hours and activities is the basis for the bi-weekly payrolls which are processed using an external payroll processing service. Watermaster staff can record time to a large number of activities but the five most used categories are as follows (1) General Administrative activities; (2) Paid Leaves of vacation, sick or holiday; (3) Pools, Advisory or Board Meeting attendance; (4) OBMP activities; and (5) OBMP Implementation Program Elements 1 through 9 activities.

When the FY 2020/21 budget was developed, basic assumptions were used in allocating how staff's time would be spent and on which of the projects or activities. The staffing dollars were then allocated into those specific areas and budgeted on a 1/12 monthly budget. When actual staffing activities vary from the budgeted assumptions, a positive or negative variance can be created.

Currently the following actual allocations are tracking above the projected allocations due to Watermaster staff spending more time in these activities as follows: WM Staff Salaries for Administration (account 6011) above budget by \$8,002 or 1.1%; Advisory Committee (account 6201) above budget by \$11,894 or 61.9%; Watermaster Board (account 6301) above budget by \$12,906 or 42.2%; Appropriative Pool (account 8301) above budget by \$25,221 or 88.8%; OBMP (account 6901) above budget by \$41,244 or 45.0%; Groundwater Level (account 7104.1) above budget by \$13,934 or 34.1%; Comprehensive Recharge (account 7201) above budget by \$15,165 or 45.1%; and PE 6&7 (account 7501) above budget by \$4,184 or 106.0%.

The table summarizes the Year-To-Date (YTD) Actual Watermaster salary costs compared to the Year-To-Date (YTD) Budget as of February 28, 2021. Please be advised that the "\$ Over Budget" and the "% of Budget" columns are a comparison of the (YTD) Actual to the (YTD) Budget, not the 12-month Annual Budget. The 12-month Annual Budget column is presented only to provide the data in a full and complete format. The following details are provided:

	Jul '20 - Feb '21 Actual	Jul '20 - Feb '21 Budget	\$ Over Budget	% of Budget	FY 2020/21 Annual Budget
WM Salary Expense					
6011 · WM Staff Salaries	756,380.15	748,378.00	8,002.15	101.07%	1,118,265.00
6011.1 · WM Staff Salaries - Overtime	5,426.53	8,000.00	-2,573.47	67.83%	12,000.00
6011.4 · 457(f) NQDC Plan	21,827.36	23,324.00	-1,496.64	93.58%	34,986.00
6017 · Temporary Services	0.00	14,000.00	-14,000.00	0.0%	21,000.00
6201 · Advisory Committee - WM Staff Salaries	31,103.47	19,209.00	11,894.47	161.92%	28,703.00
6301 · Watermaster Board - WM Staff Salaries	43,521.21	30,615.00	12,906.21	142.16%	45,747.00
8301 · Appropriative Pool - WM Staff Salaries	53,618.23	28,397.00	25,221.23	188.82%	42,433.00
8401 · Agricultural Pool - WM Staff Salaries	20,488.00	24,150.00	-3,662.00	84.84%	36,085.00
8501 · Non-Agricultural Pool - WM Staff Salaries	13,422.93	16,611.00	-3,188.07	80.81%	24,821.00
6901 · OBMP - WM Staff Salaries	132,835.02	91,591.00	41,244.02	145.03%	136,861.00
7101.1 · Production Monitor - WM Staff Salaries	28,513.28	58,967.00	-30,453.72	48.36%	88,113.00
7102.1 · In-line Meter - WM Staff Salaries	0.00	6,790.00	-6,790.00	0.0%	10,145.00
7103.1 · Grdwater Quality - WM Staff Salaries	29,204.61	40,066.00	-10,861.39	72.89%	59,868.00
7104.1 · Grdwater Level - WM Staff Salaries	54,778.79	40,845.00	13,933.79	134.11%	61,033.00
7107.1 · GrdLevel Monitoring - WM Staff Salarie	0.00	4,489.00	-4,489.00	0.0%	6,708.00
7108.1 · Hydraulic Control - WM Staff Salaries	0.00	2,829.00	-2,829.00	0.0%	4,227.00
7108.11 · Prado Basin - WM Staff Salaries	0.00	4,274.00	-4,274.00	0.0%	6,387.00
7201 · Comp Recharge - WM Staff Salaries	48,759.96	33,595.00	15,164.96	145.14%	50,200.00
7301 · PE3&5 - WM Staff Salaries	0.00	11,836.00	-11,836.00	0.0%	17,686.00
7401 · PE4 - WM Staff Salaries	336.07	7,238.00	-6,901.93	4.64%	10,815.00
7501 · PE6&7 - WM Staff Salaries	8,131.48	3,947.00	4,184.48	206.02%	5,898.00
7501.1 · PE 6&7 - WM Staff Salaries (Plume)	0.00	3,882.00	-3,882.00	0.0%	5,800.00
7601 · PE8&9 - WM Staff Salaries	15,711.77	15,759.00	-47.23	99.7%	23,547.00
Subtotal WM Staff Costs	1,264,058.86	1,238,792.00	25,266.86	102.04%	1,851,328.00
60185 · Vacation	22,852.98	57,925.00	-35,072.02	39.45%	86,888.00
60186 · Sick Leave	4,445.32	38,199.00	-33,753.68	11.64%	57,299.00
60187 · Holidays	66,866.43	66,847.00	19.43	100.03%	71,622.00
Subtotal WM Paid Leaves	94,164.73	162,971.00	-68,806.27	57.78%	215,809.00
Total WM Salary Costs	1,358,223.59	1,401,763.00	-43,539.41	96.89%	2,067,137.00

PREVIOUSLY REPORTED ACTIONS (Descending Order)
None

LEGAL SERVICES
BROWNSTEIN HYATT FARBER SCHRECK EXPENSES

CURRENT MONTH – FEBRUARY 2021

As of February 28, 2021, the total (YTD) Watermaster Legal Services expenses (consolidating the three categories of Watermaster Administrative Legal Services, Pool/Advisory/Board Meeting legal expenses, and OBMP legal expenses) were \$32,298 or 4.8% below the (YTD) budgeted amount of \$669,406.

The Watermaster Legal Services budget was developed jointly by the Watermaster staff and Brownstein Hyatt Farber Schreck staff with specific assumptions regarding the tasks and legal activities that would occur during FY 2020/21. The total legal services budget was developed by multiplying the number of hours that would be required to complete the specific tasks by the hourly rate. The “Approved” budget was adopted for the original amount of \$963,853. Budget Amendment (Form A-20-09-01) which was approved in September 2020 increased the budget from \$963,853 to \$988,853, an increase of \$25,000.

WATERMASTER ADMINISTRATIVE LEGAL SERVICES:

Overall, the Watermaster Administrative Legal Services expense (6070's) as of February 28, 2021 was \$250,943 or 182.7% above the budgeted amount of \$137,345. The specific items within the Administrative Legal Services expenses (6070's) which were over budget were the Court Coordination expenses (6071)

Watermaster's function is to administer and enforce provisions of the Judgment and subsequent orders of the Court, and to develop and implement an Optimum Basin Management Program

over budget by \$85,530 or 335.0%; Miscellaneous (6078) which were over budget by \$156,560 or 245.8%; and the Ely Basin Investigation (6078.25) which were over budget by \$47,819 or 100%. Please see Note 1 on the following page for a more detailed explanation of the miscellaneous types of expenses (6078).

The specific items within the Administrative Legal Services expenses (6070's) which were under budget were the expenses for Rules and Regulations (6072) under budget by \$7,217 or 100%; Personnel Matters (6073) under budget by \$1,537 or 15.5%; Interagency Issues (6074) under budget by \$20,790 or 100.0%; and Party Status Maintenance expenses (6077) under budget by \$6,452 or 89.2%.

WATERMASTER POOLS, ADVISORY AND BOARD LEGAL SERVICES:

The Pools, Advisory Committee and the Board meeting legal expenses from BHFS are captured by month within the accounts (6275, 6375, 6375.1, 8375, 8475 and 8575). The legal service costs associated with the Board Workshop(s) are also included as part of this group. Overall, this category of legal expenses as of February 28, 2021 was \$40,645 or 32.0% below the budgeted amount of \$127,013. Normal Brownstein Hyatt Farber Schreck meeting attendance during any given month includes attendance at all three pool meetings, one Advisory Committee meeting and one Board meeting.

The legal services budget was developed with the assumption of having eleven months of meetings, intentionally excluding the month of December 2020. For December 2020, no meetings were conducted during the month, as anticipated.

OBMP LEGAL SERVICES:

The OBMP legal expenses (accounts 6907.31 through 6907.90) were below the budget for the month. As of February 28, 2021, the category of OBMP legal expenses were \$242,596 or 59.9% below the budgeted amount of \$405,048. The majority of expenses within this OBMP category were under budget (YTD), however, the OBMP Update expenses (6907.45) were over budget by \$53,687 or 55.3%.

The table listed below summarizes the Brownstein Hyatt Farber Schreck (BHFS) expenses as of February 28, 2021 compared to the Year-To-Date (YTD) budget. Please be advised that the "\$ Over Budget" and the "% of Budget" columns are a comparison of the (YTD) Actual to the (YTD) Budget, not the 12-month Annual Budget. The 12-month Annual Budget column is presented only to provide the data in a full and complete format. The following details are provided:

	Jul '20 - Feb '21 Actual	Jul '20 - Feb '21 Budget	\$ Over Budget	% of Budget	FY 2020/21 Annual Budget
6070 · Watermaster Legal Services					
6071 · BHFS Legal - Court Coordination	111,062.00	25,532.00	85,530.00	434.99%	38,300.00
6072 · BHFS Legal - Rules & Regulations	0.00	7,217.00	-7,217.00	0.0%	10,825.00
6073 · BHFS Legal - Personnel Matters	8,362.80	9,900.00	-1,537.20	84.47%	9,900.00
6074 · BHFS Legal - Interagency Issues	0.00	23,760.00	-23,760.00	0.0%	35,640.00
6076 · BHFS Legal - Storage Issues	0.00	0.00	0.00	0.0%	0.00
6077 · BHFS Legal - Party Status Maintenance	782.10	7,234.00	-6,451.90	10.81%	10,850.00
6078 · BHFS Legal - Miscellaneous (Note 1)	220,261.70	63,702.00	156,559.70	345.77%	95,550.00
6078.13 · BHFS - Assessment Packages-Updates	0.00	0.00	0.00	0.0%	0.00
6078.25 · BHFS - Ely # Basin Investigation	47,819.20	0.00	47,819.20	100.0%	0.00
Total 6070 · Watermaster Legal Services	388,287.80	137,345.00	250,942.80	282.71%	201,065.00
6275 · BHFS Legal - Advisory Committee	10,682.10	13,860.00	-3,177.90	77.07%	21,780.00
6375 · BHFS Legal - Board Meeting	48,079.35	49,140.00	-1,060.65	97.84%	77,220.00
6375.1 · BHFS Legal - Board Workshop(s)	0.00	12,038.00	-12,038.00	0.0%	12,038.00
8375 · BHFS Legal - Appropriative Pool	9,291.15	17,325.00	-8,033.85	53.63%	27,225.00
8475 · BHFS Legal - Agricultural Pool	9,825.75	17,325.00	-7,499.25	56.71%	27,225.00
8575 · BHFS Legal - Non-Ag Pool	8,489.25	17,325.00	-8,835.75	49.0%	27,225.00
Total BHFS Legal Services	86,367.60	127,013.00	-40,645.40	68.0%	192,713.00
6907.3 · WM Legal Counsel					
6907.31 · Archibald South Plume	0.00	8,749.00	-8,749.00	0.0%	13,125.00
6907.32 · Chino Airport Plume	0.00	8,749.00	-8,749.00	0.0%	13,125.00
6907.33 · Desalter/Hydraulic Control	0.00	30,149.00	-30,149.00	0.0%	45,225.00
6907.34 · Santa Ana River Water Rights	7,191.45	10,851.00	-3,659.55	66.28%	16,275.00
6907.36 · Santa Ana River Habitat	0.00	31,566.00	-31,566.00	0.0%	47,350.00
6907.38 · Reg. Water Quality Cntrl Board	0.00	28,900.00	-28,900.00	0.0%	43,350.00
6907.39 · Recharge Master Plan	1,843.80	21,700.00	-19,856.20	8.5%	32,550.00
6907.40 · Storage Agreements	0.00	51,133.00	-51,133.00	0.0%	76,700.00
6907.41 · Prado Basin Habitat Sustainability	44.55	10,834.00	-10,789.45	0.41%	16,250.00
6907.42 · Safe Yield Recalculation	0.00	0.00	0.00	0.0%	0.00
6907.44 · SGMA Compliance	89.10	7,234.00	-7,144.90	1.23%	10,850.00
6907.45 · OBMP Update	150,820.07	97,133.00	53,687.07	155.27%	133,200.00
6907.46 · Upper SAR Integrated Model	89.10	0.00	89.10	100.0%	0.00
6907.47 · 2020 Safe Yield Reset	2,374.20	57,733.00	-55,358.80	4.11%	86,600.00
6907.48 · Ely Basin Investigation	0.00	19,017.00	-19,017.00	0.0%	28,525.00
6907.90 · WM Legal Counsel - Unanticipated	0.00	21,300.00	-21,300.00	0.0%	31,950.00
Total 6907 · WM Legal Counsel	162,452.27	405,048.00	-242,595.73	40.11%	595,075.00
Total Brownstein, Hyatt, Farber, Schreck Costs	637,107.67	669,406.00	-32,298.33	95.18%	988,853.00

Note 1: The types of legal activities that have been charged against the "Miscellaneous" legal category account 6078 are as follows: (1) Correspondence and discussions with Watermaster staff regarding current issues/topics; (2) Correspondence with Watermaster staff regarding special projects (assessment package, replenishment obligations, annual report, audit report, business plan, etc.); (3) Brownstein's status review of ongoing Watermaster projects and issues; (4) Brownstein's update of the outstanding issues list; (5) Coordination of ongoing Watermaster projects; (6) Review of draft documents and contracts; (7) Review transfer documents; (8) Ground-Level Monitoring Committee reports/meetings; (9) Review process and criteria for SGMA reporting; (10) MVWD SCADA Agreement and installation; (11) Angelica Corporation Bankruptcy matter; (12) NRG/GENON Bankruptcy matter; (13) Pomona extensometer project, CEQA review and compliance; (14) Desalter Replenishment obligations, assessment methodologies, and ongoing issues; (15) Master Cost Sharing Agreement with IEUA; (16) Estimation and adoption of an evaporative loss policy for Recharge; (17) CalMat intervention; (18) Angelica's water rights transfer; (19) Exhibit "G" rate issues; (20) Right of Entry Agreements for various locations; (21) Assessment Packages-Updates and Review; (22) Ag Pool Contest; (23) Payment of Ag Legal Fees; (24) Ag Invoices; and (25) Miscellaneous legal research on current and pending issues.

PREVIOUSLY REPORTED ACTIONS (Descending Order)

September 2020:

Budget Amendment (Form A-20-09-01) in the amount of \$267,000 increased three budget accounts. One of those accounts was related to the FY 2020/21 BHFS budget. The 2020 OBMP Update-BHFS expenses

Watermaster's function is to administer and enforce provisions of the Judgment and subsequent orders of the Court, and to develop and implement an Optimum Basin Management Program

(6907.45) was increased by an additional amount of \$25,000. This additional budget amount increased the "Amended" BHFS FY 2020/21 budget from \$963,853 to \$988,853.

OBMP ENGINEERING SERVICES AND LEGAL COSTS

CURRENT MONTH – FEBRUARY 2021

Reviewing in total the OBMP Engineering Services and Legal Costs (consolidating the five categories of OBMP Watermaster Staff and SAWPA, OBMP Engineering Services, OBMP Legal Costs, OBMP Update Costs, and OBMP Other Expenses) for the eight months ending February 28, 2021, the actual expenses of \$839,134 were below the budgeted amount of \$1,451,438 by \$612,305 or 42.2%. For a detailed discussion, the following is provided.

For February 28, 2021, the accounts 6901-6903 (Optimum Basin Mgmt. Program) section was above the Year-To-Date (YTD) budget by \$41,244 or 39.3%. Watermaster utilizes an in-house database time and attendance system to record and document staff's actual hours worked and also allocates those hours to a specific project or activity. Watermaster staff time could be charged to Administrative, OBMP, or Implementation Project categories. Recently, Watermaster staff spent more time on specific OBMP related areas as budgeted. As a result, Watermaster staff allocated more actual time to the OBMP project as budgeted, which resulted in an over-budget variance of \$41,244 or 45.0%. The remaining expense was the Santa Ana Watershed Project Authority (SAWPA) FY 2020/21 Basin Monitoring Program Task Force Contribution which was budgeted at \$13,433 and actual expenses were \$13,433 as of February 28, 2021.

For February 28, 2021, the accounts 6906 (Optimum Basin Mgmt. Program Engineering Services) section was below the Year-To-Date (YTD) budget by \$379,749 or 44.3%. The majority of expenses within this OBMP category were under budget (YTD), however, the accounts which were over budget are as follows: SGMA Reporting Requirements expenses (6906.23) which were over budget by \$1,204 or 12.9%; and Prepare Annual Reports expenses (6906.81) which were over budget by \$1,846 or 19.4%.

Within the category 6907 (Optimum Basin Mgmt. Program Legal Fees) are the remaining Brownstein Hyatt Farber Schreck (BHFS) Watermaster's legal expenses. Within the legal expense category, some individual line item activities were above the budget by \$53,776 while some other line item activities were below the budget by \$296,372. Above the budget line item were the OBMP Update expenses of \$53,687; and the Upper SAR Integrated Model expenses of \$89. The individual legal projects/activities that were below budget for the Year-To-Date (YTD) period were the Archibald South Plume of \$8,749; the Chino Airport Plume of \$8,749; the Desalter/Hydraulic Control of \$30,149; Santa Ana River Habitat of \$3,660; the Santa Ana River Habitat of \$31,566; the Regional Water Quality Control Board of \$28,900; the Recharge Master Plan expenses of \$19,856; Storage Agreements of \$51,133; the Prado Basin Habitat Sustainability of \$10,789; SGMA Compliance of \$7,145; the 2020 Safe Yield Reset of \$55,359; the Ely Basin Investigation expenses of \$19,017; and the WM Unanticipated legal expenses of \$21,300. For the eight months ended February 28, 2021, the overall cumulative (YTD) budget was \$405,048 and the actual (BHFS) legal expenses totaled \$162,452 which resulted in an under-budget variance of \$242,596 or 59.9%.

The OBMP Update Costs (6908.1) were below the budget for the month. These expenses relate to the OBMP Update costs for the contract between Tom Dodson and Associates and CBWM to procure environmental review services for the 2020 OBMP Update. The original funding for FY 2019/20 was approved at \$225,500 and had a balance remaining in the fund of \$18,221.48 at year-end June 30, 2020. The amount of \$18,221.48 was "Carried-Over" into the FY 2020/21 budget. As mentioned in prior reports, Budget Amendment (Form A-20-09-01) increased this budget category from \$18,221.48 to \$78,221.48, an increase of \$60,000. The new "Amended" budget of \$78,221.48 has a remaining balance as of February 28, 2021 of \$27,621 or 35.3%.

The OBMP Other Expenses (6909's) were below the budget for the month. These expenses are typically conference calls, meeting expenses, supplies, annual inspection fees, and other miscellaneous type

Watermaster's function is to administer and enforce provisions of the Judgment and subsequent orders of the Court, and to develop and implement an Optimum Basin Management Program

expenses. As of February 28, 2021, this category of expenses was \$3,583 or 56.6% below the budgeted amount of \$6,333.

Overall, the Optimum Basin Management Program (OBMP) category was \$839,134 actual (YTD) compared to a budget (YTD) of \$1,451,438 for an under budget of \$612,305 or 42.2% as of February 28, 2021.

The table listed below summarizes the Optimum Basin Management Program (OBMP) expenses as of February 28, 2021 compared to the Year-To-Date (YTD) budget. Please be advised that the "\$ Over Budget" and the "% of Budget" columns are a comparison of the (YTD) Actual to the (YTD) Budget, not the 12-month Annual Budget. The 12-month Annual Budget column is presented only to provide the data in a full and complete format. The following details are provided:

	Jul '20 - Feb '21 Actual	Jul '20 - Feb '21 Budget	\$ Over Budget	% of Budget	FY 2020/21 Annual Budget
6900 · Optimum Basin Mgmt Plan					
6901 · WM Staff Salaries	132,835.02	91,591.00	41,244.02	145.03%	136,861.00
6903 · OBMP SAWPA Group	13,433.00	13,433.00	0.00	100.0%	13,433.00
Total 6901-6903 · OBMP WM Staff/SAWPA	146,268.02	105,024.00	41,244.02	139.27%	150,294.00
6906 · OBMP Engineering Services					
6906.1 · OBMP - Watermaster Model Update	3,305.45	44,585.00	-41,279.55	7.41%	66,877.00
6906.15 · Integrated Model Mtgs. - IEUA Costs	4,926.24	14,133.00	-9,206.76	34.86%	21,200.00
6906.21 · State of the Basin Report	49,738.80	108,655.00	-58,916.20	45.78%	162,983.00
6906.22 · Water Rights Compliance Reporting	14,482.15	16,368.00	-1,885.85	88.48%	24,552.00
6906.23 · SGMA Reporting Requirements	10,518.50	9,314.00	1,204.50	112.93%	13,970.00
6906.24 · Compliance - SB88 and SWRCB	2,008.00	8,092.00	-6,084.00	24.82%	12,140.00
6906.26 · 2019 OBMP Update	234,183.28	260,966.00	-26,782.72	89.74%	277,330.00
6906.31 · OBMP - Pool, Advisory, Board Mtgs.	48,413.35	70,573.00	-22,159.65	68.6%	105,860.00
6906.32 · OBMP - Other General Meetings	39,799.45	50,548.00	-10,748.55	78.74%	75,821.00
6906.71 · OBMP - Data Requests - CBWM Staff	25,260.95	88,124.00	-62,863.05	28.67%	132,188.00
6906.72 · OBMP - Data Requests - Non CBWM	4,982.20	32,757.00	-27,774.80	15.21%	49,136.00
6906.73 · OBMP - Safe Yield Recalculation	9,828.31	43,520.00	-33,691.69	22.58%	65,280.00
6906.74 · OBMP - Mat'l Phy. Injury Requests	3,347.70	50,975.00	-47,627.30	6.57%	76,463.00
6906.81 · Prepare Annual Reports	11,377.05	9,531.00	1,846.05	119.37%	14,296.00
6906 · OBMP Engineering Services - Other	14,891.75	48,671.00	-33,779.25	30.6%	61,396.00
Total 6906 · OBMP Engineering Services	477,063.18	856,812.00	-379,748.82	55.68%	1,159,492.00
6907 · OBMP Legal Fees					
6907.3 · WM Legal Counsel					
6907.31 · Archibald South Plume	0.00	8,749.00	-8,749.00	0.0%	13,125.00
6907.32 · Chino Airport Plume	0.00	8,749.00	-8,749.00	0.0%	13,125.00
6907.33 · Desalter/Hydraulic Control	0.00	30,149.00	-30,149.00	0.0%	45,225.00
6907.34 · Santa Ana River Water Rights	7,191.45	10,851.00	-3,659.55	66.28%	16,275.00
6907.36 · Santa Ana River Habitat	0.00	31,566.00	-31,566.00	0.0%	47,350.00
6907.38 · Reg. Water Quality Cntrl Board	0.00	28,900.00	-28,900.00	0.0%	43,350.00
6907.39 · Recharge Master Plan	1,843.80	21,700.00	-19,856.20	8.5%	32,550.00
6907.40 · Storage Agreements	0.00	51,133.00	-51,133.00	0.0%	76,700.00
6907.41 · Prado Basin Habitat Sustainability	44.55	10,834.00	-10,789.45	0.41%	16,250.00
6907.44 · SGMA Compliance	89.10	7,234.00	-7,144.90	1.23%	10,850.00
6907.45 · OBMP Update	150,820.07	97,133.00	53,687.07	155.27%	133,200.00
6907.46 · Upper SAR Integrated Model	89.10	0.00	89.10	100.0%	0.00
6907.47 · 2020 Safe Yield Reset	2,374.20	57,733.00	-55,358.80	4.11%	86,600.00
6907.48 · Ely Basin Investigation	0.00	19,017.00	-19,017.00	0.0%	28,525.00
6907.90 · WM Legal Counsel - Unanticipated	0.00	21,300.00	-21,300.00	0.0%	31,950.00
Total 6907 · WM Legal Counsel	162,452.27	405,048.00	-242,595.73	40.11%	595,075.00
Total 6907 · OBMP Legal Fees	162,452.27	405,048.00	-242,595.73	40.11%	595,075.00
6908 · OBMP Updates					
6908.1 · 2020 OBMP Update-Dodson & Assoc.	50,600.00	78,221.48	-27,621.48	64.69%	78,221.48
Total 6908 · OBMP Updates	50,600.00	78,221.48	-27,621.48	64.69%	78,221.48
6909 · OBMP Other Expenses					
6909.1 · OBMP Meetings	26.42	1,000.00	-973.58	2.64%	1,500.00
6909.3 · Other OBMP Expenses	2,724.00	2,000.00	724.00	136.2%	2,000.00
6909.6 · OBMP Expenses - Miscellaneous	0.00	3,333.00	-3,333.00	0.0%	5,000.00
6909 · OBMP Other Expenses - Other	0.00	0.00	0.00	0.0%	0.00
Total 6909 · OBMP Other Expenses	2,750.42	6,333.00	-3,582.58	43.43%	8,500.00
Total 6900 · Optimum Basin Mgmt Plan	839,133.89	1,451,438.48	-612,304.59	57.81%	1,991,582.48

PREVIOUSLY REPORTED ACTIONS (Descending Order)
October 2020:

During September, Budget Amendment (Form A-20-09-01) in the amount of \$267,000 increased three budget accounts which are all reflected within the OBMP category. These accounts were (1) the 2020 OBMP Update-Engineering expenses (6906.26) increased by an additional amount of \$182,000; (2) the

Watermaster's function is to administer and enforce provisions of the Judgment and subsequent orders of the Court, and to develop and implement an Optimum Basin Management Program

2020 OBMP Update-BHFS expenses (6907.45) increased by an additional amount of \$25,000; and (3) the 2020 OBMP Update-Dodson & Associates expenses (6908.1) increased by an additional amount of \$60,000. The OBMP "Amended" budget category for FY 2020/21 increased from \$1,724,582.46 to \$1,991,582.46, an increase of \$267,000.

ENGINEERING SERVICES - OBMP IMPLEMENTATION PROJECTS COSTS
WEST YOST ASSOCIATES (formerly Wildermuth Environmental, Inc.)

CURRENT MONTH – FEBRUARY 2021

As of February 28, 2021, the total (YTD) Engineering Services expenses were \$1,104,246 or 46.2% below the (YTD) budget amount of \$2,388,595. The OBMP Implementation Projects (consolidated accounts 7100's – 7700's) were all under budget as of February 28, 2021, except for the Hydraulic Control-PBHSP expenses (7108.41) which were over budget by \$7,474 or 100.0%; the Hydraulic Control-Outside Professionals expenses (7108.6) which were over budget by \$192 or 5.8%; the SB88 Specs-Ensure Compliance expenses (7206.1) which were over budget by \$20,731 or 100%; and the PE4-Engineering expenses (7402) which were over budget by \$9,247 or 10.5%.

West Yost Associates provides Watermaster a Progress and Estimated Cost at Completion (ECAC) report each quarter. The purpose of this (ECAC) report is to update Watermaster on whether or not the Engineering Services budget will be above or below budget at the end of the fiscal year. If the Engineering Services budget is expected to be above budget at fiscal year-end, a Budget Amendment or Budget Transfer Form would need to be approved to ensure funding.

The second quarter (ECAC) report for the current fiscal year has been provided for the period ending December 31, 2020 and shows a projected under budget at fiscal year-end June 30, 2021 of \$405,085. It is anticipated that of the total ending balance of \$405,085, approximately \$137,051 of the ending balance will be "Carried-Over" from FY 2020/21 into FY 2021/22 because several projects/activities will not be fully completed before June 30, 2021. The "net" under budget variance projected at fiscal year-end June 30, 2021 would be \$268,034 (\$405,085 - \$137,051 = \$268,034). Those projects/activities "Carried-Over" are the Support for 2020 OBMP Update (account 6906.26) of \$20,115; the Northwest MZ-1 (account 7402.1) of \$61,747; the IEUA-Update Recycled Water Permit-Salinity (account 7510) of \$11,969; and the Implementation of the 2020 Storage Management Plan (account 7610) of \$43,220 (\$20,115 + \$61,747 + \$11,969 + \$43,220 = \$137,051).

The third quarter (ECAC) report is scheduled for issuance and distribution in early May 2021 for the period July 1, 2020 through March 31, 2021.

Watermaster does not plan to present any Budget Transfers or Budget Amendments for Engineering Services at this time.

The table listed below summarized the Year-To-Date (YTD) Actual West Yost Associates and other Engineering costs compared to the Year-To-Date (YTD) Budget as of February 28, 2021. Please be advised that the "\$ Over Budget" and the "% of Budget" columns are a comparison of the (YTD) Actual to the (YTD) Budget, not the 12-month Annual Budget. The 12-month Annual Budget column is presented only to provide the data in a full and complete format. The following details are provided:

	Jul '20 - Feb '21	Jul '20 - Feb '21			FY 2020/21
	Actual	Budget	\$ Over Budget	% of Budget	Annual Budget
6906 · OBMP Engineering Services - Other	14,891.75	48,671.00	-33,779.25	30.6%	61,396.00
6906.1 · OBMP - Watermaster Model Update	3,305.45	44,585.00	-41,279.55	7.41%	66,877.00
6906.15 · Integrated Model Mtgs-IEUA Cost	4,926.24	14,133.00	-9,206.76	34.86%	21,200.00
6906.17 · Planning Study Analysis	0.00	0.00	0.00	0.0%	0.00
6906.18 · Prado Dam FS/EIS/EIR-50% IEUA	0.00	0.00	0.00	0.0%	0.00
6906.21 · State of the Basin Report	49,738.80	108,655.00	-58,916.20	45.78%	162,983.00
6906.22 · Water Rights Compliance Reporting	14,482.15	16,368.00	-1,885.85	88.48%	24,552.00
6906.23 · SGMA Reporting Requirements	10,518.50	9,314.00	1,204.50	112.93%	13,970.00
6906.24 · Compliance - SB88 and SWRCB	2,008.00	8,092.00	-6,084.00	24.82%	12,140.00
6906.26 · 2019 OBMP Update	234,183.28	260,966.00	-26,782.72	89.74%	277,330.00
6906.27 · HCP Meetings/Technical Review-IEUA Cos	0.00	0.00	0.00	0.0%	0.00
6906.28 · Agriculture Prod. & Estimation	0.00	0.00	0.00	0.0%	0.00
6906.31 · OBMP - Pool, Advisory, Board Mtgs.	48,413.35	70,573.00	-22,159.65	68.6%	105,860.00
6906.32 · OBMP - Other General Meetings	39,799.45	50,548.00	-10,748.55	78.74%	75,821.00
6906.71 · OBMP - Data Requests - CBWM Staff	25,260.95	88,124.00	-62,863.05	28.67%	132,188.00
6906.72 · OBMP - Data Requests - Non CBWM	4,982.20	32,757.00	-27,774.80	15.21%	49,136.00
6906.73 · OBMP - Safe Yield Recalculation	9,828.31	43,520.00	-33,691.69	22.58%	65,280.00
6906.74 · OBMP - Mat'l Physical Injury Requests	3,347.70	50,975.00	-47,627.30	6.57%	76,463.00
6906.76 · County Extraction Well-Modeling	0.00	0.00	0.00	0.0%	0.00
6906.81 · Prepare Annual Reports	11,377.05	9,531.00	1,846.05	119.37%	14,296.00
6906.90 · OBMP - 2018 RMPU Master Update	0.00	0.00	0.00	0.0%	0.00
7103.3 · Grdwtr Qual-Engineering	97,835.65	126,026.00	-28,190.35	77.63%	189,038.00
7103.5 · Grdwtr Qual-Lab Svcs	37,486.00	45,501.00	-8,015.00	82.39%	68,252.00
7104.3 · Grdwtr Level-Engineering	104,390.45	133,348.00	-28,957.55	78.28%	200,022.00
7104.8 · Grdwtr Level-Contracted Services	0.00	6,667.00	-6,667.00	0.0%	10,000.00
7104.9 · Grdwtr Level-Capital Equipment	542.96	5,333.00	-4,790.04	10.18%	8,000.00
7107.2 · Grd Level-Engineering	51,990.95	83,768.00	-31,777.05	62.07%	111,952.00
7107.3 · Grd Level-SAR Imagery	73,000.00	138,502.00	-65,502.00	52.71%	159,752.00
7107.6 · Grd Level-Contract Svcs	7,048.32	75,082.00	-68,033.68	9.39%	90,142.00
7107.8 · Grd Level-Capital Equipment	0.00	8,114.00	-8,114.00	0.0%	12,170.00
7108.31 · Hydraulic Control-PBHSP	17,025.57	46,251.00	-29,225.43	36.81%	69,376.00
7108.4 · Hydraulic Control-Lab Svcs	0.00	0.00	0.00	0.0%	0.00
7108.41 · Hydraulic Control-PBHSP	7,474.00	0.00	7,474.00	100.0%	0.00
7108.6 · Hydraulic Control-Outside Professionals	3,525.00	3,333.00	192.00	105.76%	5,000.00
7109.3 · Recharge & Well - Engineering	8,923.75	21,675.00	-12,751.25	0.0%	32,512.00
7110.3 · Ag Production & Estimation - Eng. Serv.	0.00	15,373.00	-15,373.00	0.0%	23,060.00
7111.3 · Data Collection & Mgmt. - Eng. Services	4,973.10	13,131.00	-8,157.90	0.0%	19,696.00
7202.2 · Comp Recharge-Engineering Services	28,999.40	196,373.00	-167,373.60	14.77%	294,560.00
7206.1 · SB88 Specs-Ensure Compliance	20,731.05	0.00	20,731.05	100.0%	0.00
7210 · OBMP - 2023 RMPU	4,077.55	30,008.00	-25,930.45	13.59%	45,012.00
7303 · PE3&5-Engineering - Other	429.40	14,525.00	-14,095.60	2.96%	21,788.00
7402 · PE4-Engineering	97,711.25	88,464.00	9,247.25	110.45%	130,524.00
7402.10 · PE4-MZ1 Pomona Project	156,482.97	262,581.91	-106,098.94	59.59%	302,992.00
7403 · PE4-Contract Svcs	0.00	0.00	0.00	0.0%	0.00
7502 · PE6&7-Engineering	42,586.00	72,920.00	-30,334.00	58.4%	109,380.00
7510 · PE6&7-IEUA Salinity Mgmt. Plan	38,896.09	98,774.00	-59,877.91	39.38%	118,467.00
7511 · PE6&7-SAWBMP Task Force-50% IEUA	3,156.00	17,220.00	-14,064.00	18.33%	25,829.00
7512 · PE6&7-Recomputation WQ-50% IEUA	0.00	0.00	0.00	0.0%	0.00
7602 · PE8&9-Engineering	0.00	0.00	0.00	0.0%	0.00
7610 · PE8&9-Support 2020 Mgmt. Plan	0.00	28,813.00	-28,813.00	0.0%	43,220.00
Total Engineering Services Costs	1,284,348.64	2,388,594.91	-1,104,246.27	53.77%	3,250,236.00 *

* West Yost and Subcontractor Engineering Budget of \$2,919,082 plus Carryover Funds from FY 2019/20 of \$331,154.00
 Carryover Funds from FY 2019/20 of \$331,154.00 = \$23,220 (6906); \$46,236 (6906.26); \$27,400 (7107.2); \$74,752 (7107.3); \$44,962 (7107.6);
 \$4,342 (7402); \$50,852 (7402.10); and \$59,390 (7510)

*Watermaster's function is to administer and enforce provisions of the Judgment and subsequent orders of the Court,
 and to develop and implement an Optimum Basin Management Program*

PREVIOUSLY REPORTED ACTIONS (Descending Order)

December 2020

West Yost Associates provides Watermaster a Progress and Estimated Cost at Completion (ECAC) report each quarter. The purpose of this (ECAC) report is to update Watermaster on whether or not the Engineering Services budget will be above or below budget at the end of the fiscal year. If the Engineering Services budget is expected to be above budget at fiscal year-end, a Budget Amendment or Budget Transfer Form would need to be approved to ensure funding.

The second quarter (ECAC) report for the current fiscal year has been provided for the period ending December 31, 2020 and shows a projected under budget at fiscal year-end June 30, 2021 of \$405,085. It is anticipated that of the total ending balance of \$405,085, approximately \$137,051 of the ending balance will be "Carried-Over" from FY 2020/21 into FY 2021/22 because several projects/activities will not be fully completed before June 30, 2021. The "net" under budget variance projected at fiscal year-end June 30, 2021 would be \$268,034 (\$405,085 - \$137,051 = \$268,034). Those projects/activities "Carried-Over" are the Support for 2020 OBMP Update (account 6906.26) of \$20,115; the Northwest MZ-1 (account 7402.1) of \$61,747; the IEUA-Update Recycled Water Permit-Salinity (account 7510) of \$11,969; and the Implementation of the 2020 Storage Management Plan (account 7610) of \$43,220 (\$20,115 + \$61,747 + \$11,969 + \$43,220 = \$137,051).

The second quarter (ECAC) summary report (for the months July 2020 – December 31) is listed below:

Attachment 1a
Chino Basin Watermaster: Invoice Projections for Engineering Tasks for Fiscal Year 2020/21
As of December 31, 2020

Acct #	Description	Original Budget	Revised Budget	Billed Jul-20	Billed Aug-20	Billed Sep-20	Billed Oct-20	Billed Nov-20	Billed Dec-20	Projected Jan-21	Projected Feb-21
6906	OBMP Engineering	\$ 609,480	\$ 609,480	\$ 18,816	\$ 32,995	\$ 14,975	\$ 22,273	\$ 21,383	\$ 10,068	\$ 45,467	\$ 65,447
6906.26	Support 2020 OBMP Update	49,094	277,330	4,586	11,501	10,643	59,159	37,894	67,432	31,000	10,500
6906.73	Support 2020 Safe Yield Implementation	65,280	65,280	2,000	3,752	-	-	-	-	-	5,000
6906.21	State of the Basin Report	162,983	162,983	-	-	-	-	3,849	7,785	20,373	29,373
6906.15	Integrated Model Meetings and Technical Review	21,200	21,200	678	1,084	271	949	-	2,505	4,000	2,500
7103.3	GW and SW Quality - Engineering Services	200,130	200,130	7,826	12,560	8,818	19,082	7,349	12,171	18,800	11,376
7103.5	GW and SW Quality - Laboratory Services	57,160	57,160	3,216	17,484	6,224	8,174	3,698	3,082	1,960	-
7104.3	GW Level - Engineering Services	200,022	200,022	9,442	9,603	8,823	20,842	8,762	21,163	13,492	19,426
7104.8	GW Level - Contract Services	10,000	10,000	-	-	-	-	-	-	-	12,000
7104.9	GW Level - Capital Services	8,000	8,000	-	-	-	-	-	-	-	-
7107.2	Ground Level - Engineering Services	84,552	111,953	3,301	1,734	4,108	3,239	8,130	7,624	9,600	14,587
7107.3	Ground Level - SAR Imagery	85,000	159,752	73,000	-	-	-	-	-	17,000	-
7107.6	Ground Level - Contract Services	45,180	90,142	4,493	722	-	90	-	-	-	15,000
7107.80	Ground Level - Capital Equipment	12,170	12,170	-	-	409	115	51	127	133	84
7108.31	IEUA - Prado Basin Habitat Monitoring	69,376	69,376	542	-	-	1,171	2,699	4,653	20,300	35,248
7108.6	IEUA - PBHSP - Outside Pro	5,000	5,000	-	-	-	7,050	-	-	-	-
7109.3	Recharge & Well Monitoring - Engineering Serv.	32,512	32,512	-	1,627	-	-	2,521	-	-	3,400
7110.3	Agriculture Production and Estimation	23,060	46,280	-	-	-	-	-	-	-	-
7111.3	Support for Improved Data Collection Process	19,696	19,696	-	-	-	1,482	1,159	164	2,000	1,500
7202.2	Comp Recharge - Engineering Services	294,560	294,560	853	1,488	1,204	1,198	2,347	9,615	20,757	49,287
7206.1	GRCC & IEUA - SB88 Specification	-	-	2,836	8,991	2,226	3,590	3,944	8,405	15,000	15,000
7210	2023 RMPU Recharge Master Plan Scoping	45,012	45,012	-	-	-	-	-	714	5,000	18,000
7303	OBMP - Engineering Services - Desalters	21,788	21,788	429	-	-	-	-	-	-	3,000
7402	OBMP - Engineering Services - MZ1	126,182	130,524	17,829	27,498	27,823	6,096	170	1,777	5,450	10,000
7402.1	OBMP - Engineering Services - Northwest MZ1	252,140	302,992	26,612	8,234	29,322	12,806	7,560	53,760	16,000	18,000
7502	OBMP - Engineering Services - WQC	109,380	109,380	-	5,657	25,701	3,534	-	-	722	15,076
7510	IEUA - Update Recycled Water Permit - Salinity	59,076	118,466	10,788	8,962	15,696	17,166	11,603	8,882	20,000	35,000
7511	Support Santa Ana Watershed Task Force Efforts	25,829	25,829	53	579	605	342	-	592	2,152	2,152
7610	Implementation of the 2020 Storage Mgmt Plan	43,220	43,220	-	-	-	-	-	-	-	-
Totals		\$ 2,737,082	\$ 3,250,236	\$ 187,298	\$ 154,469	\$ 156,850	\$ 188,356	\$ 123,117	\$ 220,516	\$ 269,206	\$ 390,956

2/1/2021--3:57 PM
2020-21 CBWM_Invoice_Summary_ISBM_2nd Qtr ECAC_sa CO add_FINAL.xlsx--Projection Summary



Watermaster's function is to administer and enforce provisions of the Judgment and subsequent orders of the Court, and to develop and implement an Optimum Basin Management Program

Attachment 1a
Chino Basin Watermaster: Invoice Projections for Engineering Tasks for Fiscal Year 2020/21
As of December 31, 2020

Acct #	Description	Projected Mar-21	Projected Apr-21	Projected May-21	Projected Jun-21	Total Projected	Less IEUA and GRCC Portion of Cost Share			Projected Carryover to FY 21/22	
							Total Projected	Under / (Over) Rev. Budget	YTD % Billed Rev. Budget		Projected % Rev. Budget
6906	OBMP Engineering	\$ 76,757	\$ 56,647	\$ 55,132	\$ 53,147	\$ 473,104	\$ 473,104	\$ 136,376	20%	78%	\$ -
6906.26	Support 2020 OBMP Update	3,500	6,000	7,500	7,500	257,215	257,215	20,115	69%	93%	20,115
6906.73	Support 2020 Safe Yield Implementation	5,000	5,000	5,000	5,000	30,752	30,752	34,528	9%	47%	-
6906.21	State of the Basin Report	29,373	28,373	26,373	16,872	162,371	162,371	612	7%	100%	-
6906.15	Integrated Model Meetings and Technical Review	2,500	2,500	2,500	2,500	21,986	10,993	10,207	26%	52%	-
7103.3	GW and SW Quality - Engineering Services	22,163	24,400	17,376	14,600	176,519	176,519	23,611	34%	88%	-
7103.5	GW and SW Quality - Laboratory Services	1,350	2,660	-	-	47,848	47,848	9,312	73%	84%	-
7104.3	GW Level - Engineering Services	18,710	13,013	19,013	20,490	182,778	182,778	17,244	39%	91%	-
7104.8	GW Level - Contract Services	-	-	-	-	12,000	12,000	-	0%	120%	-
7104.9	GW Level - Capital Services	-	-	-	16,000	16,000	16,000	(8,000)	0%	200%	-
7107.2	Ground Level - Engineering Services	10,800	8,200	8,443	31,628	111,393	111,393	559	25%	100%	-
7107.3	Ground Level - SAR Imagery	-	55	21,945	47,752	159,752	159,752	-	46%	100%	-
7107.6	Ground Level - Contract Services	15,000	5,021	-	49,815	90,141	90,141	1	6%	100%	-
7107.80	Ground Level - Capital Equipment	2,000	625	172	2,000	5,716	5,716	6,454	6%	47%	-
7108.31	IEUA - Prado Basin Habitat Monitoring	39,000	26,665	7,260	3,950	141,488	70,744	(1,368)	13%	102%	-
7108.6	IEUA - PBHSP - Outside Pro	-	-	-	-	7,050	3,525	1,475	141%	71%	-
7109.3	Recharge & Well Monitoring - Engineering Serv.	7,200	5,000	3,400	2,500	25,648	25,648	6,864	13%	79%	-
7110.3	Agriculture Production and Estimation	-	15,427	15,427	15,427	46,280	46,280	-	0%	100%	-
7111.3	Support for Improved Data Collection Process	1,000	3,500	2,696	3,000	16,501	16,501	3,195	14%	84%	-
7202.2	Comp Recharge - Engineering Services	46,005	48,523	49,287	46,005	276,568	276,568	17,992	6%	94%	-
7206.1	GRCC & IEUA - SB88 Specification	15,000	21,595	15,000	-	111,587	-	-	n/a	n/a	-
7210	2023 RMPU Recharge Master Plan Scoping	15,000	6,298	-	-	45,012	45,012	-	2%	100%	-
7303	OBMP - Engineering Services - Desalters	4,000	4,000	3,000	2,200	16,629	16,629	5,159	2%	76%	-
7402	OBMP - Engineering Services - MZ1	7,634	5,130	4,000	14,000	127,405	127,405	3,119	62%	98%	-
7402.1	OBMP - Engineering Services - Northwest MZ1	23,579	21,300	18,956	32,000	268,130	268,130	34,862	46%	88%	61,747
7502	OBMP - Engineering Services - WQC	23,860	13,866	-	2,132	90,548	90,548	18,832	32%	83%	-
7510	IEUA - Update Recycled Water Permit - Salinity	45,000	20,000	5,000	5,000	203,098	106,497	11,969	62%	90%	11,969
7511	Support Santa Ana Watershed Task Force Efforts	2,152	2,152	2,152	2,152	15,082	15,082	10,747	8%	58%	-
7610	Implementation of the 2020 Storage Mgmt Plan	-	-	-	-	-	-	43,220	0%	0%	43,220
Totals		\$ 416,583	\$ 345,948	\$ 289,632	\$ 395,669	\$ 3,138,600	\$ 2,845,150	\$ 405,085	53%	88%	\$ 137,051

Note: Billed includes MWH Laboratory Invoices paid directly by Watermaster.

2/1/2021--3:57 PM
2020-21 CBWM_Invoice_Summary_ISBM_2nd Qtr ECAC_sa CO add_FINAL.xlsx--Projection Summary



The Fiscal Year 2020/21 Progress and Estimated Cost at Completion for the Period July 1, 2020 through December 31, 2020 narrative report (in detail) from West Yost Associates is provided. Please access this link:

<https://cbwm.syncedtool.com/shares/file/gwKrQyrB0Uv/?modal=1>

Watermaster does not plan to present any Budget Transfers or Budget Amendments for Engineering Services at this time.

The third quarter (ECAC) report is scheduled for issuance and distribution in early May 2021 for the period July 1, 2020 through March 31, 2021.

October 2020:

Approved in September 2020, Budget Amendment (Form A-20-09-01) increased three budget accounts, which one of those accounts was reflected within the Engineering Services category. The account within the Engineering Services category was the 2020 OBMP Update-Engineering expenses (6906.26) increased by an additional amount of \$182,000. The Engineering Services "Amended" budget category for FY 2020/21 increased from \$3,068,236.00 (which includes Carry-Over funding of \$331,154) to \$3,250,236, an increase of \$182,000.

September 2020:

The first Progress and Estimated Cost at Completion report (ECAC) for the current fiscal year has been provided for the period ending September 30, 2020 and shows a projected under budget at fiscal year-end June 30, 2021 of \$126,430.

The first quarter (ECAC) report (for the months July 2020 - September 2020) is listed below:

Watermaster's function is to administer and enforce provisions of the Judgment and subsequent orders of the Court, and to develop and implement an Optimum Basin Management Program

Attachment 1a
Chino Basin Watermaster: Invoice Projections for Engineering Tasks for Fiscal Year 2020/21
As of September 30, 2020

Acct #	Description	Original Budget	Revised Budget	Billed Jul-20	Billed Aug-20	Billed Sep-20	Projected Oct-20	Projected Nov-20	Projected Dec-20	Projected Jan-21
6908	OBMP Engineering	\$ 609,480	\$ 609,480	\$ 18,816	\$ 32,995	\$ 14,975	\$ 40,872	\$ 36,945	\$ 42,967	\$ 62,271
6908.26	Support 2020 OBMP Implementation Plan Update	49,094	95,330	4,586	11,501	10,643	10,000	5,000	7,500	7,500
6908.26	Complete Partial Update of 2018 SFI and Support	-	182,000	-	-	-	37,710	37,710	37,710	16,600
6908.73	Support 2020 Safe Yield Implementation	65,280	65,280	2,000	3,752	-	-	-	-	9,921
6908.21	State of the Basin Report	162,983	162,983	-	-	-	-	17,873	20,373	20,373
6908.15	IEUA - Integrated Model Meetings and Technical	21,200	21,200	678	1,084	271	2,130	2,130	2,130	2,130
7103.3	GW and SW Quality - Engineering Services	200,130	200,130	7,826	12,560	8,818	23,800	32,721	14,394	10,329
7103.5	GW and SW Quality - Laboratory Services	57,160	57,160	3,216	17,484	6,224	10,254	11,092	3,000	1,960
7104.3	GW Level - Engineering Services	200,022	200,022	9,442	9,603	8,823	18,753	17,603	16,511	12,678
7104.8	GW Level - Contract Services	10,000	10,000	-	-	-	-	5,000	5,000	1,000
7104.9	GW Level - Capital Services	8,000	8,000	-	-	-	1,020	-	-	-
7107.2	Ground Level - Engineering Services	84,552	111,953	3,301	1,734	4,108	6,700	10,518	12,700	18,336
7107.3	Ground Level - SAR Imagery	85,000	159,752	73,000	-	-	-	438	-	17,000
7107.6	Ground Level - Contract Services	45,180	90,142	4,493	722	-	-	-	-	-
7107.80	Ground Level - Capital Equipment	12,170	12,170	-	-	409	1,000	83	2,000	133
7108.31	IEUA - Prado Basin Habitat Monitoring	69,376	69,376	542	-	-	1,338	10,020	25,360	18,559
7108.6	IEUA - PBHSP - Outside Pro	5,000	5,000	-	-	-	9,000	-	-	-
7109.3	Recharge & Well Monitoring - Engineering Serv.	32,512	32,512	-	1,627	-	-	3,400	-	1,000
7110.3	Agriculture Production and Estimation	23,060	46,280	-	-	-	-	-	-	7,713
7111.3	Support for Implementation of Improved Data Col	19,696	19,696	-	-	-	500	4,500	3,000	2,000
7202.2	Comp Recharge - Engineering Services	294,560	294,560	853	1,488	1,204	4,757	37,521	34,239	36,757
7206.1	GRCC & IEUA - SB88 Specification to Ensure Co	-	-	2,836	8,991	2,226	5,000	5,000	15,000	15,000
7210	2023 RMPU Recharge Master Plan Scoping	45,012	45,012	-	-	-	-	2,500	2,500	15,000
7303	OBMP - Engineering Services - Desalters	21,788	21,788	429	-	-	-	2,000	2,000	2,000
7402	OBMP - Engineering Services - MZ1	126,182	130,524	17,829	27,498	27,823	5,748	2,065	2,000	5,250
7402.1	OBMP - Engineering Services - Northwest MZ1	252,140	302,992	26,612	8,234	29,322	9,596	22,327	20,279	25,809
7502	OBMP - Engineering Services - WQC	109,380	109,380	-	5,657	25,701	8,500	-	-	10,722
7510	IEUA - Update Recycled Water Permit - Salinity	59,076	118,466	10,788	8,962	15,696	20,000	65,000	50,000	45,000
7511	As requested services to support Watermaster an	25,829	25,829	53	579	605	2,152	2,152	2,152	2,152
7610	Support Implementation of the 2020 Storage Man	43,220	43,220	-	-	-	-	-	-	7,203
Totals		\$ 2,737,082	\$ 3,250,236	\$ 187,298	\$ 154,469	\$ 156,850	\$ 216,829	\$ 333,587	\$ 320,842	\$ 374,895

11/2/2020--10:04 AM
2020-21 CBWM_Invoice_Summary_ISBM_20201029--Projection Summary



Attachment 1a
Chino Basin Watermaster: Invoice Projections for Engineering Tasks for Fiscal Year 2020/21
As of September 30, 2020

Acct #	Description	Projected Feb-21	Projected Mar-21	Projected Apr-21	Projected May-21	Projected Jun-21	Total Projected	Less IEUA and GRCC Portion of Cost Share			
								Total Projected	Under / (Over) Rev. Budget	YTD % Billed Rev. Budget	Projected % Rev. Budget
6908	OBMP Engineering	\$ 68,274	\$ 69,545	\$ 54,912	\$ 52,938	\$ 50,699	\$ 546,237	\$ 546,237	\$ 63,243	11%	90%
6908.26	Support 2020 OBMP Implementation Plan Update	7,500	7,500	7,500	7,500	7,500	94,230	94,230	1,100	28%	99%
6908.26	Complete Partial Update of 2018 SFI and Support	16,600	16,600	16,600	2,470	-	182,000	182,000	-	0%	100%
6908.73	Support 2020 Safe Yield Implementation	9,921	9,921	9,921	9,921	9,921	65,280	65,280	-	9%	100%
6908.21	State of the Basin Report	24,373	20,373	20,373	25,373	13,872	162,983	162,983	-	0%	100%
6908.15	IEUA - Integrated Model Meetings and Technical	2,130	2,130	2,130	2,130	2,130	10,599	10,599	10,601	10%	50%
7103.3	GW and SW Quality - Engineering Services	23,235	21,463	7,450	9,097	13,200	184,891	184,891	15,239	15%	92%
7103.5	GW and SW Quality - Laboratory Services	-	350	2,860	-	-	56,240	56,240	920	47%	98%
7104.3	GW Level - Engineering Services	17,379	18,463	12,266	18,189	20,343	180,052	180,052	19,970	14%	90%
7104.8	GW Level - Contract Services	-	-	-	-	-	11,000	11,000	(1,000)	0%	110%
7104.9	GW Level - Capital Services	-	-	-	-	16,000	17,020	17,020	(9,020)	0%	213%
7107.2	Ground Level - Engineering Services	5,624	4,431	4,811	6,971	32,032	111,764	111,764	189	8%	100%
7107.3	Ground Level - SAR Imagery	110	-	55	14,021	47,752	152,375	152,375	7,377	46%	95%
7107.6	Ground Level - Contract Services	35,021	-	-	-	49,905	90,141	90,141	-	8%	100%
7107.80	Ground Level - Capital Equipment	84	2,000	625	172	2,000	8,506	8,506	3,664	3%	70%
7108.31	IEUA - Prado Basin Habitat Monitoring	24,242	30,800	19,585	5,990	3,336	139,752	69,876	(500)	1%	101%
7108.6	IEUA - PBHSP - Outside Pro	-	-	-	-	-	9,000	4,500	500	0%	90%
7109.3	Recharge & Well Monitoring - Engineering Serv.	3,400	7,200	7,000	3,400	2,500	29,527	29,527	2,985	5%	91%
7110.3	Agriculture Production and Estimation	7,713	7,713	7,713	7,713	7,713	46,280	46,280	-	0%	100%
7111.3	Support for Implementation of Improved Data Col	1,500	1,000	2,500	2,696	2,000	19,696	19,696	-	0%	100%
7202.2	Comp Recharge - Engineering Services	37,521	34,239	36,757	31,599	28,317	285,249	285,249	9,311	1%	97%
7206.1	GRCC & IEUA - SB88 Specification to Ensure Co	15,000	15,000	15,000	12,534	-	111,687	-	-	n/a	n/a
7210	2023 RMPU Recharge Master Plan Scoping	15,000	10,012	-	-	-	45,012	-	-	0%	100%
7303	OBMP - Engineering Services - Desalters	2,000	4,000	2,000	2,000	2,200	18,629	18,629	3,159	2%	86%
7402	OBMP - Engineering Services - MZ1	10,000	7,800	3,448	4,091	17,000	130,539	130,539	(15)	56%	100%
7402.1	OBMP - Engineering Services - Northwest MZ1	20,000	44,000	40,725	47,200	23,271	317,376	317,376	(14,384)	21%	105%
7502	OBMP - Engineering Services - WQC	13,076	23,860	13,866	-	2,132	101,514	101,514	7,886	29%	93%
7510	IEUA - Update Recycled Water Permit - Salinity	20,000	10,000	10,000	5,000	4,241	264,667	118,466	-	30%	100%
7511	As requested services to support Watermaster an	2,152	2,152	2,152	2,152	2,152	20,604	20,604	5,225	5%	80%
7610	Support Implementation of the 2020 Storage Man	7,203	7,203	7,203	7,203	7,203	43,220	43,220	-	0%	100%
Totals		\$ 389,058	\$ 377,755	\$ 307,231	\$ 280,358	\$ 367,419	\$ 3,466,592	\$ 3,123,808	\$ 126,430	77%	96%

Note: Billed includes MWH Laboratory invoices paid directly by Watermaster.

11/2/2020--10:04 AM
2020-21 CBWM_Invoice_Summary_ISBM_20201029--Projection Summary



Watermaster does not plan to present any Budget Transfers or Budget Amendments at this time.

Watermaster's function is to administer and enforce provisions of the Judgment and subsequent orders of the Court, and to develop and implement an Optimum Basin Management Program

The Fiscal Year 2020/21 Progress and Estimated Cost at Completion for the Period July 1, 2020 through September 30, 2020 report from Wildermuth Environmental, Inc. is provided. Please access this link:

<https://cbwm.syncedtool.com/shares/file/BeyeZEILLbl/?modal=1>

July 2020:

The breakdown of the total Task Order amount of \$2,737,082 for the FY 2020/21 Engineering Services includes direct labor costs for Wildermuth Environmental, Inc. (90.6%) at \$2,480,970 along with other direct charges such as equipment rental, laboratory fees, travel costs, reproduction costs, and outside professional services (9.4%) at \$256,112.

The approved "Original" Engineering Services budget of \$2,737,082 was increased by "Carry Over" funding in the amount of \$386,947.58 to the "Amended" amount of \$3,124,029.58 for FY 2020/21 as provided in the Engineering Services Task Order. All of the "Carry Over" funding is for projects or activities that have bridged previous fiscal years and are expected to be completed in the FY 2020/21 timeframe or future years.

The explanations regarding the Carry-Over amount of \$386,947.58 from FY 2019/20 to the FY 2020/21 budget is provided as follows:

1. Agriculture Production and Estimation (Account 6906): \$23,220. WEI requested this carryover budget to complete the Agriculture Production and Estimation work that was originally scheduled to be performed in FY 2019/20, but was pushed to FY 2020/21 as per the FY 2020/21 budget.
2. 2020 OBMP Update (Account 6906.26): \$46,236. The FY2020/21 budget assumed the drafting sessions for the OBMP Implementation Plan (IP) would be completed in FY 2019/20. WEI requested to carryover the unspent portion of the FY2019/20 revised budget to complete the IP drafting sessions.
3. Ground Level – Engineering Services (Account 7107.2): \$27,400. The City of Chino Hills did not perform the long-term pumping and injection tests included in the FY2019/20 budget as recommended by the Ground-Level Monitoring Committee. WEI requested this carryover to support the logistics, data collection, and analysis of data from the long-term pumping and injection tests, if these tests are performed by the City in FY2020/21.
4. Ground Level – SAR Imagery (Account 7107.3): \$74,752. WEI requested this carryover budget associated with the purchase of satellite data and the processing of the data for displacement measurement. The work was completed in FY2019/20, but the invoice has yet to be received from the subcontractor.
5. Ground Level – Contract Services (Account 7107.6): \$44,962. WEI requested this carryover budget for the Ground Level surveyor to finalize the processing of the data collected in FY2019/20. These delays sometimes occur because the surveying occurs near the end of the fiscal year.
6. GRCC & IEUA – SB88 Specification to Ensure Compliance with Regulations (Account 7206.1): Watermaster's portion is \$55,793.58 (50% GRCC budget and 50% IEUA). WEI requested this carryover budget to finalize the SB88 work in FY 2020/21, including the preparation of a technical memorandum summarizing the results. This work was delayed due to the timing of IEUA's response to data requests and the limitation of visiting recharge basins with IEUA staff during COVID-19.
7. OBMP – Engineering Services – MZ1 (Account 7402): \$4,342. WEI requested this carryover budget to finalize the figures for the Annual Report of the Ground-Level Monitoring Committee which will be published in FY2020/21. It is typical for this work to be carried over due to delays in receiving data from land subsidence subcontractors.
8. OBMP – Engineering Services – Northwest MZ1 (Account 7402.1): \$50,852. WEI requested this

Watermaster's function is to administer and enforce provisions of the Judgment and subsequent orders of the Court, and to develop and implement an Optimum Basin Management Program

carryover budget to finalize the implementation of the Northwest MZ-1 monitoring program, including the final setup and testing of monitoring equipment at the Pomona Extensometer which was delayed due to COVID-19.

9. IEUA – Update Recycled Water Permit – Salinity (Account 7510): \$155,924 (Watermaster’s portion is \$59,390). WEI requested this carryover budget to continue the Updated Recycled Water Permit with IEUA. This work is being cost shared with IEUA and was originally scoped to be finished in FY 2019/20 and now is scheduled to be completed in December 2020.

PRADO BASIN HABITAT SUSTAINABILITY PROGRAM

Ongoing Costs

Program costs that are ongoing (Ongoing Costs) will be cost-shared between Watermaster and IEUA, split on a 50/50 basis, subject to the following limitation: in each fiscal year, neither Watermaster nor IEUA shall be obligated to reimburse the other for Ongoing Costs that exceed the amount that the reimbursing party has budgeted for Ongoing Costs in that fiscal year, except as agreed upon by both parties in writing or as amended during the fiscal year. The first year expenses (FY 2016/17) to be cost shared were approximately \$300,000, with projected future years (FY 2017/18 and forward) estimated at approximately \$150,000. For the purposes of the agreement, Ongoing Costs are defined as the costs associated with the following Program activities:

1. A Riparian Habitat Monitoring Program, including, but not limited to, the following sub-tasks:
 - a. Design and implement a site-specific vegetation monitoring program with the United States Bureau of Reclamation (USBR) and Orange County Water District, pursuant to which USBR will perform site-specific vegetation surveys.
 - b. Manage and perform custom flight to collect a high resolution air photo of the Prado Basin Region.
 - c. Collect, check, and upload historical air photos and vegetation survey data in the Prado Basin region.
 - d. Collect, check, and upload historical Landsat data in the Prado Basin region.
2. A Climate Monitoring Program, including, but not limited to, the following sub-task:
 - a. Collect, check, and upload climatic data on an annual basis
3. Preparation of the AMP Annual Report (Annual Report), including, but not limited to, the following sub-tasks:
 - a. Water level monitoring, vegetation survey, photo monitoring, landsat data, climate data and analysis of the components.
 - b. Analyze data and prepare an administrative draft of the Annual Report for Watermaster/IEUA.
 - c. Incorporate the Watermaster and IEUA comments and prepare a draft Annual Report for review by the PBHSC.
 - d. Meet with PBHSC to review draft Annual Report.
 - e. Incorporate PBHSC comments and finalize the Annual Report.
4. Annual license fees for monitoring wells.
5. Project management and administration activities associated with the Program undertaken by a Party’s consultant, including, but not limited to, the following sub-tasks:
 - a. Ad-Hoc Meetings
 - b. Preparation of scope and budget for the Program
 - c. Project administration and financial reporting
6. Other costs required to fulfill the requirements of Peace II Subsequent EIR mitigation measure 4.4-3.

Watermaster’s function is to administer and enforce provisions of the Judgment and subsequent orders of the Court, and to develop and implement an Optimum Basin Management Program

Watermaster shall be responsible for the costs associated with the Groundwater Level Monitoring Program, Groundwater Quality Monitoring Program, and Surface Water Monitoring Program.

Watermaster and IEUA shall each have responsibility for its own administrative costs, excluding the tasks and expenses included under Set-Up Costs and Ongoing Costs. Watermaster and IEUA will meet to review the cost-sharing structure under this agreement and negotiate necessary adjustments in good faith on at least an annual basis.

The Peace II SEIR does not explicitly state a duration for the monitoring and mitigation program. It is logical to assume that the program will last until the drawdown impacts, if any, on the riparian habitat from Peace II activities are fully manifested and not predicated to worsen, and that mitigation measures, if any are required, are fully implemented. This is not a perpetual agreement. Upon termination of the monitoring and any necessary mitigation obligations, the parties may elect to terminate the cost share agreement.

	West Yost Associates	50% Billing "TO" IEUA	50% Billing "FROM" IEUA	Costs For Watermaster
Jul. 2020 - Feb. 2021	\$ 34,051.15	\$ (17,025.58)	\$ -	\$ 17,025.58
Totals	\$ 34,051.15	\$ (17,025.58)	\$ -	\$ 17,025.58
	7108.31	7108.31	7108.31	
Maximum Costs	\$ 148,752.00	\$ 74,376.00	\$ 74,376.00	\$ 74,376.00

PREVIOUSLY REPORTED ACTIONS (Descending Order)
 None:

OTHER INCOME AND EXPENSE

There were no other significant items to report within the category of Other Income and Expenses for the month ending February 28, 2021.

PREVIOUSLY REPORTED ACTIONS (Descending Order)

December 2020:

Replenishment water of 534.7 AF was purchased from Three Valleys Municipal Water District for the amount of \$410,114.90 (\$767.00/AF) during the month of December 2020.

November 2020:

Replenishment water of 1,377.8 AF was purchased from Three Valleys Municipal Water District for the amount of \$1,056,772.60 (\$767.00/AF) during the month of November 2020.

October 2020:

The 2nd quarter Basin Recharge O&M expense (account 7206) in the amount of \$362,142.76 was recorded during the month of October and payment issued directly to IEUA.

July 2020:

Per section VI.D.3 of the Groundwater Storage Program Funding Agreement No. 49960 in the Chino Basin with The Metropolitan Water District of Southern California, the FY 2020/21 annual administrative fee invoice was issued on July 1, 2020 in the amount of \$173,102.47 under invoice number 2020-07-CUP. Payment in the amount of \$173,102.47 was received and deposited on August 4, 2020.

Watermaster's function is to administer and enforce provisions of the Judgment and subsequent orders of the Court, and to develop and implement an Optimum Basin Management Program

The 1st quarter Basin Recharge O&M expense (account 7206) in the amount of \$362,142.76 was recorded during the month of July, along with the FY 2020/21 annual debt service expense (account 7690.1) of \$534,496 (both expenses payable directly to IEUA).

“CARRY OVER” FUNDING
 BACKGROUND OF “CARRY OVER” FUNDING

CURRENT MONTH – FEBRUARY 2021

As of February 28, 2021, the total (YTD) amount remaining of the “Carried Over” funding is \$2,149,311.60 (\$2,546,648.17 - \$397,336.57 = \$2,149,311.60).

The following details are provided:

"Carried Over" Expenses At June 30, 2020

Other Office Equipment - Boardroom Upgrades	\$ 40,000.00	A	6038	FY 2019/20	ADMIN
Blomquist Report - Update	\$ 7,500.00	B	6061.6	FY 2017/18	ADMIN
Meter Installation - New Meter Installation	\$ 175,400.00	C	7102.65	FY 2018/19	OBMP
Meter Installation - Calibration and Testing	\$ 181,650.00	D	7102.8	FY 2018/19	OBMP
2020 OBMP Update - Tom Dodson & Associates	\$ 18,221.48	E	6908.1	FY 2019/20	OBMP
OBMP Engineering Services	\$ 23,220.00	F	6906	FY 2019/20	ENG
2020 OBMP Update - Engineering	\$ 46,236.00	G	6906.26	FY 2019/20	ENG
Ground Level Monitoring - Engineering	\$ 27,400.00	H	7107.2	FY 2019/20	ENG
Ground Level Monitoring - SAR Imagery	\$ 74,752.00	I	7107.3	FY 2019/20	ENG
Ground Level Monitoring - Contract Services	\$ 44,962.00	J	7107.6	FY 2019/20	ENG
SB88-Specs-Ensure Compliance-50% IEUA	\$ 55,793.58	K	7206.1	FY 2019/20	ENG
PE4 - OBMP - Engineering	\$ 4,342.00	L	7402	FY 2019/20	ENG
PE4 - Northwest MZ-1 Area Project	\$ 43,636.91	M	7402.1	FY 2018/19	ENG
PE4 - Northwest MZ-1 Area Project	\$ 50,852.00	M	7402.1	FY 2019/20	ENG
IEUA - Update Recycle Water Permit - Salinity	\$ 59,390.00	N	7510	FY 2019/20	ENG
RMPU Amendment (TO #1)	\$ 56,794.57	O	7690.15	FY 2016/17	PROJ
East Declaz Basin (TO #1)	\$ 1,171.33	P	7690.16	FY 2016/17	PROJ
GWR SCADA Upgrades (TO #4)	\$ 7,025.00	Q	7690.61	FY 2014/15	PROJ
GWR SCADA Upgrades (TO #4)	\$ 38,675.00	Q	7690.61	FY 2015/16	PROJ
GWR SCADA Upgrades (TO #4)	\$ 58,510.50	Q	7690.61	FY 2019/20	PROJ
Upper Santa Ana River HCP (TO #7)	\$ 15,062.88	R	7690.7	FY 2014/15	PROJ
Upper Santa Ana River HCP (TO #7)	\$ 5,000.00	R	7690.7	FY 2015/16	PROJ
Lower Day Basin RMPU (TO #2)	\$ 238,646.90	S	7690.8	FY 2016/17	PROJ
Funds on Hold for Projects - Form T-18-07-01	\$ 1,272,406.02	T	7690.9	FY 2017/18	PROJ
Total Balance, July 1, 2020	\$ 2,546,648.17				

"Carried Over" Balance, July 1, 2019	\$ 2,546,648.17				
Less: (Invoices Received To Date FY 2019/20)					
Other Office Equipment - Boardroom Upgrades	\$ (13,378.30)	A	6038	FY 2019/20	ADMIN
Blomquist Report - Update	\$ -	B	6061.6	FY 2017/18	ADMIN
Meter Installation - New Meter Installation	\$ -	C	7102.65	FY 2018/19	OBMP
Meter Installation - Calibration and Testing	\$ -	D	7102.8	FY 2018/19	OBMP
2020 OBMP Update - Tom Dodson & Associates	\$ (18,221.48)	E	6908.1	FY 2019/20	OBMP
OBMP Engineering Services	\$ (14,891.75)	F	6906 ²	FY 2019/20	ENG
2020 OBMP Update - Engineering	\$ (46,236.00)	G	6906.26 ³	FY 2019/20	ENG
Ground Level Monitoring - Engineering	\$ (27,400.00)	H	7107.2 ⁴	FY 2019/20	ENG
Ground Level Monitoring - SAR Imagery	\$ (73,000.00)	I	7107.3 ⁵	FY 2019/20	ENG
Ground Level Monitoring - Contrat Services	\$ (7,048.32)	J	7107.6 ⁶	FY 2019/20	ENG
SB88-Specs-Ensure Compliance-50% IEUA	\$ (41,462.10)	K	7206.1 ⁷	FY 2019/20	ENG
PE4 - OBMP - Engineering	\$ (4,342.00)	L	7402 ⁸	FY 2019/20	ENG
PE4 - Northwest MZ-1 Area Project	\$ (43,636.91)	M	7402.1	FY 2018/19	ENG
PE4 - Northwest MZ-1 Area Project	\$ (50,852.00)	M	7402.1 ⁹	FY 2019/20	ENG
IEUA - Update Recycle Water Permit - Salinity	\$ (56,867.71)	N	7510 [^]	FY 2019/20	ENG
RMPU Amendment (TO #1)	\$ -	O	7690.15	FY 2016/17	PROJ
East Declez Basin (TO #1)	\$ -	P	7690.16	FY 2016/17	PROJ
GWR SCADA Upgrades (TO #4)	\$ -	Q	7690.61	FY 2014/15	PROJ
GWR SCADA Upgrades (TO #4)	\$ -	Q	7690.61	FY 2015/16	PROJ
GWR SCADA Upgrades (TO #4)	\$ -	Q	7690.61	FY 2019/20	PROJ
Upper Santa Ana River HCP (TO #7)	\$ -	R	7690.7	FY 2014/15	PROJ
Upper Santa Ana River HCP (TO #7)	\$ -	R	7690.7	FY 2015/16	PROJ
Lower Day Basin RMPU (TO #2)	\$ -	S	7690.8	FY 2016/17	PROJ
Funds on Hold for Projects - Form T-18-07-01	\$ -	T	7690.9 ¹	FY 2017/18	PROJ
Updated Balance as of February 28, 2021	\$ 2,149,311.60				

¹ Project completed with funds available for (1) reallocation to another project, (2) paydown debt service, (3) maintain as extra funding, or (4) distribution to the Appropriative Pool as a credit through the Assessment invoicing.

² Engineering work not completed in FY 2019/20. Work required to finish the Agriculture Production and estimation work.

³ Engineering work not completed in FY 2019/20. Work required to finish the 2020 OBMP Update work scheduled for FY 2019/20.

⁴ Engineering work not completed in FY 2019/20. Work required to perform GL surveys for the long-term pumping test and injection test.

⁵ Engineering work not completed in FY 2019/20. Carry-over funding required to complete the InSAR data purchase.

⁶ Engineering work not completed in FY 2019/20. Work required by the GL surveyor to finalize processing data.

⁷ Engineering work not completed in FY 2019/20. Work required to finalize the SB88 Specification to ensure compliance.

⁸ Engineering work not completed in FY 2019/20. Work required to finalize data analysis and reporting.

⁹ Engineering work not completed in FY 2019/20. Work required to finalize implementation of the Northwest MZ-1 monitoring program.

[^] Engineering work not completed in FY 2019/20. Work required to finalize the FY 2019/20 portion of the Salinity project.

Updated Balance as of February 28, 2021

Other Office Equipment - Boardroom Upgrades	\$ 26,621.70	A	6038	FY 2019/20	ADMIN
Blomquist Report - Update	\$ 7,500.00	B	6061.6	FY 2017/18	ADMIN
Meter Installation - New Meter Installation	\$ 175,400.00	C	7102.65	FY 2018/19	OBMP
Meter Installation - Calibration and Testing	\$ 181,650.00	D	7102.8	FY 2018/19	OBMP
2020 OBMP Update - Tom Dodson & Associates	\$ -	E	6908.1	FY 2019/20	OBMP
OBMP Engineering Services	\$ 8,328.25	F	6906	FY 2019/20	ENG
2020 OBMP Update - Engineering	\$ -	G	6906.26	FY 2019/20	ENG
Ground Level Monitoring - Engineering	\$ -	H	7107.2	FY 2019/20	ENG
Ground Level Monitoring - SAR Imagery	\$ 1,752.00	I	7107.3	FY 2019/20	ENG
Ground Level Monitoring - Contrat Services	\$ 37,913.68	J	7107.6	FY 2019/20	ENG
SB88-Specs-Ensure Compliance-50% IEUA	\$ 14,331.48	K	7206.1	FY 2019/20	ENG
PE4 - OBMP - Engineering	\$ -	L	7402	FY 2019/20	ENG
PE4 - Northwest MZ-1 Area Project	\$ -	M	7402.1	FY 2018/19	ENG
PE4 - Northwest MZ-1 Area Project	\$ -	M	7402.1	FY 2019/20	ENG
IEUA - Update Recycle Water Permit - Salinity	\$ 2,522.29	N	7510	FY 2019/20	ENG
RMPU Amendment (TO #1)	\$ 56,794.57	O	7690.15	FY 2016/17	PROJ
East Declaz Basin (TO #1)	\$ 1,171.33	P	7690.16	FY 2016/17	PROJ
GWR SCADA Upgrades (TO #4)	\$ 7,025.00	Q	7690.61	FY 2014/15	PROJ
GWR SCADA Upgrades (TO #4)	\$ 38,675.00	Q	7690.61	FY 2015/16	PROJ
GWR SCADA Upgrades (TO #4)	\$ 58,510.50	Q	7690.61	FY 2019/20	PROJ
Upper Santa Ana River HCP (TO #7)	\$ 15,062.88	R	7690.7	FY 2014/15	PROJ
Upper Santa Ana River HCP (TO #7)	\$ 5,000.00	R	7690.7	FY 2015/16	PROJ
Lower Day Basin RMPU (TO #2)	\$ 238,646.90	S	7690.8	FY 2016/17	PROJ
Funds on Hold for Projects - Form T-18-07-01	\$ 1,272,406.02	T	7690.9	FY 2017/18	PROJ
Updated Balance as of February 28, 2021	\$ 2,149,311.60				

ADMINISTRATION SERVICES:

Unspent funds related to ongoing projects and associated activities from the Administration Services budget from FY 2019/20 totaling \$47,500.00 were "Carried Over" into the current FY 2020/21 budget. These funds were from the Other Office Equipment-Boardroom Upgrades [A] in the amount of \$40,000 in account 6038 and the Blomquist Report-Update [B] in the amount of \$7,500 in account (6061.6).

OBMP ACTIVITIES:

Unspent funds related to ongoing projects and associated activities from the Agricultural area metering installation efforts budget from FY 2018/19 in several accounts totaling \$357,050 were "Carried Over" into the current FY 2020/21 budget. These funds were from the Meter Installation - New Meter Installation [C] in the amount of \$175,400 in account (7102.65); and Meter Installation - Calibration and Testing [D] in the amount of \$181,650 in account (7102.8). The total amount available is \$357,050 (\$175,400 + \$181,650 = \$357,050).

The OBMP Update costs relate to the contract between Tom Dodson and Associates and CBWM to procure environmental review services for the 2020 OBMP Update. The original budget was \$225,500 and was approved during FY 2019/20. At the end of June 30, 2020 a remaining balance in the fund of \$18,221.48 was "Carried Over" into the current FY 2020/21 budget. The 2020 OBMP Update - Tom Dodson & Associates [E] in the amount of \$18,221.48 in account (6908.1).

ENGINEERING SERVICES:

Unspent funds related to ongoing projects and associated activities from the Engineering Services budget from FY 2019/20 in several accounts totaling \$430,584.49 were "Carried Over" into the current FY 2020/21 budget. These funds were from the OBMP Engineering Services [F] in the amount of \$23,220 in account (6906); 2020 OBMP Update-Engineering [G] in the amount of \$46,236 in account (6906.26); Ground Level Monitoring-Engineering [H] in the amount of \$27,400 in account (7107.2); Ground Level Monitoring-SAR Imagery [I] in the amount of \$74,752 in account (7107.3); Ground Level Monitoring-Contract Services [J] in the amount of \$44,962 in account (7107.6); SB88 Specs-Ensure Compliance-50% IEUA [K] in the amount of \$55,793.58 in account (7206.1); PE4-OBMP-Engineering [L] in the amount of \$4,342 in account (7402); PE4 - Northwest MZ-1 Area Project [M] in the amount of \$94,488.91 in account (7402.1); and PE6&7 - IEUA Salinity Management Plan [N] in the amount of \$59,390 in account (7510). The total amount available is \$430,584.49 (\$23,220 + \$46,236 + \$27,400 + \$74,752 + \$44,962 + \$55,793.58 + \$4,342 + \$94,488.91 + \$59,390 = \$430,584.49).

COMPLETED PROJECTS WITH FUNDING AVAILABLE:

Several projects were completed during FY 2019/20 or in prior years and have remaining funds available to be either (1) reallocated to other project(s) that need additional funding, (2) keep amounts on reserve for future Capital Improvement Projects, (3) pay down the debt service; or (4) refunded back to the Appropriative Pool when the Assessment package is invoiced. The funding amounts available are as follows: East Decluz Basin [P] in the amount of \$1,171.33 (account 7690.16); and GWR SCADA Upgrades (TO#4) [Q] in the amount of \$104,210.50 (account 7690.61). The total amount available is \$105,381.83 (\$1,171.33 + \$104,210.50 = \$105,381.83).

ONGOING RECHARGE IMPROVEMENT PROJECTS:

The RMPU Amendment-Task Order #1 [O] has a remaining budget from FY 2016/17 of \$56,794.57 in account (7690.15); the Upper Santa Ana River HCP-Task Order #7 [R] has a remaining funded balance of \$20,062.88 in account (7690.7); and the Lower Day Basin RMPU-Task Order #2 [S] has a remaining funded budget balance of \$238,646.90 in account (7690.8). The total funded budget for these combined projects is \$315,504.35 (\$56,794.57 + \$20,062.88 + \$238,646.90 = \$315,504.35).

FUNDS ON HOLD FOR PROJECTS:

The "Funds on Hold for Projects" [T] has a remaining budget from FY 2017/18 of \$1,272,406.02 in account (7690.9). These funds can only be allocated from the account if a Budget Transfer document is presented to the Pools, Advisory, and Board for approval and adoption.

As invoices are received from the vendors and booked against these items listed above, the "Carried Over" balance will be reduced throughout the current fiscal year. At June 30, 2021, any remaining balances of the FY 2019/20 and prior years funding (if any), along with any new FY 2020/21 expenses, will then be "Carried Over" into the FY 2021/22 budget.

PREVIOUSLY REPORTED ACTIONS (Descending Order)

None

AUDIT FIELD WORK

CURRENT MONTH – FEBRUARY 2021

No current activity to report.

PREVIOUSLY REPORTED ACTIONS (Descending Order)

October 2020:

The final field work for the period of April 1, 2020 through June 30, 2020 was completed on September 21 and 22, 2020. Due to the COVID-19 pandemic, the auditors did not come into the Watermaster office.

Watermaster's function is to administer and enforce provisions of the Judgment and subsequent orders of the Court, and to develop and implement an Optimum Basin Management Program

Instead, all of the audit schedules, accounts payable selections, accounts receivable selections, bank reconciliations, payroll and timesheet selections, and any other reports and information were provided to the auditors electronically via Dropbox software.

The Annual Financial and Audit Reports were presented to the Watermaster Board by Fedak & Brown LLP at the November 19, 2020 Board meeting. The Annual Financial and Audit Reports for FY 2019/20 were posted to the Watermaster website on October 28, 2020.

FY 2020/21 EXHIBIT "G" NON-AGRICULTURAL POOL SALE OF WATER

CURRENT MONTH – FEBRUARY 2021

No Exhibit "G" activity for the month to report.

PREVIOUSLY REPORTED ACTIONS (Descending Order)

January 2021:

Watermaster is required to provide a Notice of Availability of each Appropriator's pro-rata share of such water by January 31st of each year. The Notice of Availability was issued on January 29, 2021 which included the Potential Allocation Table allocating the amount of water available to each Appropriator, should each Appropriator wish to purchase its share of the water. Appropriators had until March 1, 2021 to submit their Intent to Purchase forms to notify Watermaster if they were each interested in purchasing their allocation of the water.

As of March 1, 2021, no Appropriators submitted their Intent to Purchase forms to Watermaster.

December 2020:

Pursuant to Exhibit "G" of the Restated Judgment, members of the Overlying (Non-Agricultural) Pool may annually transfer water to members of the Appropriative Pool through a Watermaster clearinghouse process. Watermaster purchases water from the Overlying (Non-Agricultural) Pool members, which Watermaster then transfers to the members of the Appropriative Pool based on the prescribed process. Members of the Appropriative Pool purchasing water through the process must complete their payments to Watermaster by June 30 of the fiscal year.

On December 30, 2020, Hamner Park Associates, a California Limited Partnership notified Watermaster of the availability of 800 acre-feet of water for purchase. The ONAP amended its Pooling Plan which was subsequently court-approved on March 15, 2019, allowing them to set the transfer rate. At its regular meeting on November 23, 2020, the ONAP set a price of \$695.00 per acre-foot for the current fiscal year's transfers.

Watermaster is required to provide a Notice of Availability of each Appropriator's pro-rata share of such water by January 31st of each year. The Notice of Availability was issued on January 29, 2021 which included the Potential Allocation Table allocating the amount of water available to each Appropriator, should each Appropriator wish to purchase its share of the water. Appropriators have until March 1, 2021 to submit their Intent to Purchase forms to notify Watermaster if they were each interested in purchasing their allocation of the water. The Intent to Purchase forms could be returned to Watermaster via email or by U.S. mail.

ASSESSMENT INVOICING

CURRENT MONTH – FEBRUARY 2021

FY 2020/21 Assessment Package:

Watermaster's function is to administer and enforce provisions of the Judgment and subsequent orders of the Court, and to develop and implement an Optimum Basin Management Program

Seven AP members did not pay their portion of the Ag Pool Legal Services amount as invoiced. These seven members are the City of Chino, Cucamonga Valley Water District, Fontana Union Water Company, Jurupa Community Services District, Monte Vista Water District, Monte Vista Irrigation Company, and the City of Ontario. The Ag Pool Legal Services amount invoiced to the entire AP members was \$500,000. The amount of \$115,263.88 has been received, while the amount of \$384,736.12 was not received from the seven AP members listed above, and remains outstanding to date.

PREVIOUSLY REPORTED ACTIONS (Descending Order)

December 2020:

The FY 2020/21 Assessment Package was approved by the Advisory Committee and adopted by the Board on Thursday, November 19, 2020. The Assessment invoices were issued by Watermaster on Thursday, November 19, 2020 with payment due 30-days after invoice date. Payments were due to Watermaster on Monday, December 21, 2020. As past practice, payment could be made to Watermaster by either a wire transfer or check. Per the judgment, late fees could be assessed for any payment not received as of 4:00pm on Monday, December 21, 2020.

As of December 21, 2020, all but two payments had been received in full, and seven payments were received with an outstanding balance remaining. The first late payment was from Arrowhead Mountain Spring Water Company (AP member). The check was received on January 14, 2021. The original payment was issued on December 4, 2020 but was lost in the U.S. Postal Service mail. After Watermaster contacted Arrowhead, a replacement check was issued, and later received on January 14, 2021. The original check (which was delayed in the U.S. Postal Service) eventually was received by Watermaster, and destroyed since the payment had been voided earlier by Arrowhead.

The second late payment was from San Antonio Winery (ONAP member). Watermaster contacted San Antonio Winery on December 23, 2020 to notify of a late payment. On January 6, 2021 a Notice of Delinquency was issued. On January 6, 2021 Watermaster received an email from San Antonio Winery stating that due to the COVID-19 Stay-At-Home-Order issued on December 6, 2020 for the Los Angeles area, their office is closed and they are unable to issue a check. On February 1, 2021 a check was received.

Seven AP members did not pay their portion of the Ag Pool Legal Services amount as invoiced. These seven members are the City of Chino, Cucamonga Valley Water District, Fontana Union Water Company, Jurupa Community Services District, Monte Vista Water District, Monte Vista Irrigation Company, and the City of Ontario. The Ag Pool Legal Services amount invoiced to the entire AP members was \$500,000. The amount of \$115,263.88 has been received, while the amount of \$384,736.12 was not received from the seven AP members listed above, and remains outstanding to date.

November 2020:

The FY 2020/21 Assessment Package was approved by the Advisory Committee and adopted by the Board on Thursday, November 19, 2020. The Assessment invoices were issued by Watermaster on Thursday, November 19, 2020 with payment due 30-days after invoice date. Payments will be due to Watermaster on Monday, December 21, 2020. As past practice, payment can be made to Watermaster by either a wire transfer or check. Per the judgment, late fees could be assessed for any payment not received as of 4:00pm on Monday, December 21, 2020.

Per the Judgment Section VI, 55 (c) Delinquency. Any delinquent assessment shall bear interest at 10% per annum (or such greater rate as shall equal the average current cost of borrowed funds to the Watermaster) from the due date thereof. Such delinquent assessment and interest may be collected in a show-cause proceeding herein instituted by the Watermaster, in which case the Court may allow Watermaster its reasonable costs of collection, including attorney's fees.

October 2020:

As of November 10, 2020, of the nineteen (19) Special Assessment invoices totaling \$165,694.75 issued on August 25, 2020, all of the payments have been received. Four (4) of the payments totaling \$4,624.66

Watermaster's function is to administer and enforce provisions of the Judgment and subsequent orders of the Court, and to develop and implement an Optimum Basin Management Program

did not provide escrow instructions, while fifteen (15) of the payments totaling \$161,070.09 provided escrow instructions

September 2020

To date, of the nineteen (19) Special Assessment invoices totaling \$165,694.75 issued on August 25, 2020, only one (1) invoice has not been paid. The amount due of \$29,835.46 from one Appropriator is still outstanding and delinquent per the Judgment Section VI, 55 (b).

August 2020:

The Special Assessment invoices in the amount of \$165,694.75 were issued by Watermaster on Tuesday, August 25, 2020 with payment due 30-days after invoice date. Payments will be due to Watermaster on Friday, September 25, 2020. As past practice, payment can be made to Watermaster by either a wire transfer or check. Per the judgment, late fees could be assessed for any payment not received as of 5:00pm on Friday, September 25, 2020.

July 2020:

On August 25, 2020 the Watermaster Board, after discussing a business item titled Overlying Agricultural Pool Legal Expense Increase, took action by a majority vote (8 yes and 1 no), directed staff to issue invoices to the Appropriative Pool Parties for the amount of \$165,694.75 for the unreimbursed increase, allocated on the basis of the Assessment Year 2019-2020 "Ag Pool Reallocation".

The Special Assessment invoices in the amount of \$165,694.75 were issued by Watermaster on Tuesday, August 25, 2020 with payment due 30-days after invoice date. Payments will be due to Watermaster on Friday, September 25, 2020. As past practice, payment can be made to Watermaster by either a wire transfer or check. Per the judgment, late fees could be assessed for any payment not received as of 5:00pm on Friday, September 25, 2020.

Per the Judgment Section VI, 55 (b) Payment. Each assessment shall be payable on or before thirty (30) days after notice, and shall be the obligation of the party or successor owning the water production facility at the time written notice of assessment is given, unless prior arrangement for payment by others has been made in writing and filed with Watermaster.

Per the Judgment Section VI, 55 (c) Delinquency. Any delinquent assessment shall bear interest at 10% per annum (or such greater rate as shall equal the average current cost of borrowed funds to the Watermaster) from the due date thereof. Such delinquent assessment and interest may be collected in a show-cause proceeding herein instituted by the Watermaster, in which case the Court may allow Watermaster its reasonable costs of collection, including attorney's fees.

ATTACHMENTS

1. Financial Report – B5

	1/12th (8.33%) of the Total Budget				8/12th (66.67%) of the Total Budget				100% of the Total Budget			
	For The Month of February 2021				Year-To-Date as of February 28, 2021				Fiscal Year End as of June 30, 2021			
	Actual	Budget	\$ Over(Under)	% of Budget	Actual	Budget	\$ Over(Under)	% of Budget	Projected	Budget	\$ Over(Under)	% of Budget
Income												
4010 · Local Agency Subsidies	0.00	0.00	0.00	0.0%	173,102.47	176,203.00	-3,100.53	98.24%	173,102.47	176,203.00	-3,100.53	98.24%
4110 · Admin Asmnts-Approp Pool	135,000.02	135,000.00	0.02	100.0%	8,933,741.19	8,933,719.00	22.19	100.0%	8,933,741.19	8,933,719.00	22.19	100.0%
4120 · Admin Asmnts-Non-Agri Pool	0.00	0.00	0.00	0.0%	369,221.49	369,220.00	1.49	100.0%	369,221.49	369,220.00	1.49	100.0%
4700 · Non Operating Revenues	4.30	0.00	4.30	100.0%	27,119.94	58,866.00	-31,746.06	46.07%	112,103.91	130,813.00	-18,709.09	85.7%
4900 · Miscellaneous Income	0.00	0.00	0.00	0.0%	0.00	0.00	0.00	0.0%	0.00	0.00	0.00	0.0%
Total Income	135,004.32	135,000.00	4.32	100.0%	9,503,185.09	9,538,008.00	-34,822.91	99.64%	9,588,169.06	9,609,955.00	-21,785.94	99.77%
Gross Profit	135,004.32	135,000.00	4.32	100.0%	9,503,185.09	9,538,008.00	-34,822.91	99.64%	9,588,169.06	9,609,955.00	-21,785.94	99.77%
Expense												
6010 · Admin. Salary/Benefit Costs	94,285.52	92,085.00	2,200.52	102.39%	733,602.28	801,902.00	-68,299.72	91.48%	1,167,513.42	1,198,051.00	-30,537.58	97.45%
6020 · Office Building Expense	9,447.59	9,952.00	-504.41	94.93%	74,580.92	80,639.00	-6,058.08	92.49%	118,367.10	121,072.00	-2,704.90	97.77%
6030 · Office Supplies & Equip.	8,259.14	102,150.00	-93,890.86	8.09%	28,149.84	160,450.00	-132,300.16	17.54%	165,859.56	169,800.00	-3,940.44	97.68%
6040 · Postage & Printing Costs	3,633.42	2,207.00	1,426.42	164.63%	22,632.95	24,015.00	-1,382.05	94.25%	32,133.84	34,446.00	-2,312.16	93.29%
6050 · Information Services	10,519.99	12,630.00	-2,110.01	83.29%	101,334.24	118,733.00	-17,398.76	85.35%	160,765.66	171,484.00	-10,718.34	93.75%
6060 · Contract Services	1,150.03	400.00	750.03	287.51%	41,664.82	51,000.00	-9,335.18	81.7%	51,818.06	52,600.00	-781.94	98.51%
6070 · Watermaster Legal Services	30,252.00	15,930.00	14,322.00	189.91%	388,287.82	137,345.00	250,942.82	282.71%	527,336.06	201,065.00	326,271.06	262.27%
6080 · Insurance	0.00	0.00	0.00	0.0%	39,599.81	43,989.00	-4,389.19	90.02%	43,849.81	45,342.00	-1,492.19	96.71%
6110 · Dues and Subscriptions	278.22	250.00	28.22	111.29%	33,200.34	36,528.00	-3,327.66	90.89%	35,964.24	37,003.00	-1,038.76	97.19%
6140 · WM Admin Expenses	0.00	338.00	-338.00	0.0%	294.73	3,200.00	-2,905.27	9.21%	2,500.00	4,750.00	-2,250.00	52.63%
6150 · Field Supplies	1,264.53	0.00	1,264.53	100.0%	1,309.75	1,737.00	-427.25	75.4%	2,500.00	2,750.00	-250.00	90.91%
6170 · Travel & Transportation	1,883.01	2,420.00	-536.99	77.81%	12,157.39	16,335.00	-4,177.61	74.43%	19,685.52	24,170.00	-4,484.48	81.45%
6190 · Training, Conferences, Seminars	1,717.50	1,900.00	-182.50	90.4%	12,500.36	24,300.00	-11,799.64	51.44%	34,415.72	38,800.00	-4,384.28	88.7%
6200 · Advisory Committee Expenses	6,218.88	4,229.00	1,989.88	147.05%	41,791.97	33,402.00	8,389.97	125.12%	55,566.00	50,983.00	4,583.00	108.99%
6300 · Watermaster Board Expenses	14,080.69	13,660.00	420.69	103.08%	114,108.63	130,759.00	-16,650.37	87.27%	191,491.12	186,455.00	5,036.12	102.7%
8300 · Appr PI-WM & Pool Admin	29,144.23	27,952.00	1,192.23	104.27%	231,078.07	223,429.00	7,649.07	103.42%	302,288.66	336,218.00	-33,929.34	89.91%
8400 · Agri Pool-WM & Pool Admin	3,239.18	5,501.00	-2,261.82	58.88%	31,712.53	43,475.00	-11,762.47	72.94%	57,128.14	66,310.00	-9,181.86	86.15%
8467 · Ag Legal & Technical Services	37,675.00	41,667.00	-3,992.00	90.42%	309,777.50	333,332.00	-23,554.50	92.93%	498,130.00	500,000.00	-1,870.00	99.63%
8470 · Ag Meeting Attend -Special	2,350.00	1,850.00	500.00	127.03%	22,775.00	14,800.00	7,975.00	153.89%	37,450.00	22,200.00	15,250.00	168.69%
8471 · Ag Pool Expense	0.00	0.00	0.00	0.0%	18,484.00	63,750.00	-45,266.00	29.0%	18,484.00	85,000.00	-66,516.00	21.75%
8485 · Ag Pool - Misc. Exp. - Ag Fund	0.00	0.00	0.00	0.0%	8,450.00	300.00	8,150.00	2,816.67%	8,450.00	400.00	8,050.00	2,112.5%
8500 · Non-Ag PI-WM & Pool Admin	11,137.64	11,209.00	-71.36	99.36%	60,336.95	88,536.00	-28,199.05	68.15%	91,321.20	133,946.00	-42,624.80	68.18%
9400 · Depreciation Expense	0.00	0.00	0.00	0.0%	0.00	0.00	0.00	0.0%	0.00	0.00	0.00	0.0%
9500 · Allocated G&A Expenditures	-39,134.87	-38,648.00	-486.87	101.26%	-225,722.19	-309,184.00	83,461.81	73.01%	-340,939.32	-463,776.00	122,836.68	73.51%
6900 · Optimum Basin Mgmt Plan	143,027.52	134,247.00	8,780.52	106.54%	839,133.89	1,451,438.48	-612,304.59	57.81%	1,857,703.88	1,991,582.48	-133,878.60	93.28%
9501 · G&A Expenses Allocated-OBMP	15,079.21	10,855.00	4,224.21	138.92%	93,854.61	86,837.00	7,017.61	108.08%	149,655.88	130,257.00	19,398.88	114.89%
7101 · Production Monitoring	2,508.05	6,843.00	-4,334.95	36.65%	29,013.28	59,487.00	-30,473.72	48.77%	79,932.36	88,893.00	-8,960.64	89.92%
7102 · In-line Meter Installation	0.00	1,148.00	-1,148.00	0.0%	0.00	366,773.00	-366,773.00	0.0%	0.00	371,595.00	-371,595.00	0.0%
7103 · Grdwtr Quality Monitoring	6,368.85	27,251.00	-20,882.15	23.37%	166,212.57	221,233.00	-55,020.43	75.13%	311,883.56	331,618.00	-19,734.44	94.05%
7104 · Gdwtr Level Monitoring	28,153.54	23,843.00	4,310.54	118.08%	159,712.20	194,026.00	-34,313.80	82.32%	271,996.96	290,805.00	-18,808.04	93.53%
7105 · Sur Wtr Qual Monitoring	0.00	0.00	0.00	0.0%	0.00	0.00	0.00	0.0%	0.00	0.00	0.00	0.0%
7106 · Wtr Level Sensors Installation	0.00	0.00	0.00	0.0%	0.00	0.00	0.00	0.0%	0.00	0.00	0.00	0.0%
7107 · Ground Level Monitoring	11,714.67	12,474.00	-759.33	93.91%	132,039.27	311,019.00	-178,979.73	42.45%	365,172.00	382,320.00	-17,148.00	95.52%

	1/12th (8.33%) of the Total Budget				8/12th (66.67%) of the Total Budget				100% of the Total Budget			
	For The Month of Febraury 2021				Year-To-Date as of February 28, 2021				Fiscal Year End as of June 30, 2021			
	Actual	Budget	\$ Over(Under)	% of Budget	Actual	Budget	\$ Over(Under)	% of Budget	Projected	Budget	\$ Over(Under)	% of Budget
7108 - Hydraulic Control Monitoring	7,151.25	7,014.00	137.25	101.96%	28,024.57	56,687.00	-28,662.43	49.44%	78,124.80	84,990.00	-6,865.20	91.92%
7109 - Recharge & Well Monitoring Prog	4,775.75	2,709.00	2,066.75	176.29%	8,923.75	21,675.00	-12,751.25	41.17%	31,258.80	32,512.00	-1,253.20	96.15%
7110 - Ag Production & Estimation	0.00	1,922.00	-1,922.00	0.0%	0.00	15,373.00	-15,373.00	0.0%	21,575.00	23,060.00	-1,485.00	93.56%
7111 - Improved Data Collection & Mgmt	999.50	1,641.00	-641.50	60.91%	4,973.10	13,131.00	-8,157.90	37.87%	17,726.40	19,696.00	-1,969.60	90.0%
7200 - PE2- Comp Recharge Pgm	18,959.07	37,562.00	-18,602.93	50.47%	1,054,454.27	1,445,417.58	-390,963.31	72.95%	1,940,672.84	1,958,966.58	-18,293.74	99.07%
7300 - PE3&5-Water Supply/Desalte	0.00	3,759.00	-3,759.00	0.0%	429.40	31,028.00	-30,598.60	1.38%	44,607.60	46,474.00	-1,866.40	95.98%
7400 - PE4- Mgmt Plan	18,002.25	32,567.00	-14,564.75	55.28%	254,530.29	359,950.91	-105,420.62	70.71%	486,343.88	490,467.91	-4,124.03	99.16%
7500 - PE6&7-CoopEfforts/SaltMgmt	10,458.23	17,090.00	-6,631.77	61.2%	92,769.57	196,743.00	-103,973.43	47.15%	257,860.20	265,373.00	-7,512.80	97.17%
7600 - PE8&9-StorageMgmt/Conj Use	8,189.94	5,442.00	2,747.94	150.5%	15,711.77	44,806.00	-29,094.23	35.07%	2,485.70	67,117.00	-64,631.30	3.7%
7690 - Recharge Improvement Debt Pymt	0.00	0.00	0.00	0.0%	534,496.00	2,227,788.20	-1,693,292.20	23.99%	1,009,496.00	2,227,788.20	-1,218,292.20	45.31%
7700 - Inactive Well Protection Prgm	0.00	42.00	-42.00	0.0%	0.00	333.00	-333.00	0.0%	450.00	500.00	-50.00	90.0%
9502 - G&A Expenses Allocated-Projects	24,055.66	27,793.00	-3,737.34	86.55%	131,867.58	222,347.00	-90,479.42	59.31%	191,283.44	333,519.00	-142,235.56	57.35%
Total Expense	526,845.19	661,884.00	-135,038.81	79.6%	5,648,253.83	9,448,865.17	-3,800,611.34	59.78%	10,400,308.09	12,156,603.17	-1,756,295.08	85.55%
Net Ordinary Income	-391,840.87	-526,884.00	135,043.13	74.37%	3,854,931.26	89,142.83	3,765,788.43	4,324.44%	-812,139.03	-2,546,648.17	1,734,509.14	31.89%
Other Income												
4210 - Approp Pool-Replenishment	0.00	0.00	0.00	0.0%	1,463,480.70	0.00	1,463,480.70	100.0%	1,463,481.30	0.00	1,463,481.30	100.0%
4220 - Non-Ag Pool-Replenishment	0.00	0.00	0.00	0.0%	32,069.27	0.00	32,069.27	100.0%	32,069.27	0.00	32,069.27	100.0%
4225 - Interest Income	0.00	0.00	0.00	0.0%	0.00	0.00	0.00	0.0%	0.00	0.00	0.00	0.0%
4226 - LAIF Fair Market Value	0.00	0.00	0.00	0.0%	0.00	0.00	0.00	0.0%	0.00	0.00	0.00	0.0%
4227 - AP Escrow Interest	24.73	0.00	24.73	100.0%	122.66	0.00	122.66	100.0%	456.00	0.00	456.00	100.0%
4600 - Groundwater Sales	0.00	0.00	0.00	0.0%	0.00	0.00	0.00	0.0%	0.00	0.00	0.00	0.0%
4715 - Gain on Sale of Assets	0.00	0.00	0.00	0.0%	0.00	0.00	0.00	0.0%	0.00	0.00	0.00	0.0%
Total Other Income	24.73	0.00	24.73	100.0%	1,495,672.63	0.00	1,495,672.63	100.0%	1,496,006.57	0.00	1,496,006.57	100.0%
Other Expense												
5010 - Groundwater Replenishment	0.00	0.00	0.00	0.0%	1,511,362.17	0.00	1,511,362.17	100.0%	1,511,362.17	0.00	1,511,362.17	100.0%
5100 - Other Water Purchases	0.00	0.00	0.00	0.0%	0.00	0.00	0.00	0.0%	0.00	0.00	0.00	0.0%
9200 - Interest Expense	0.00	0.00	0.00	0.0%	0.00	0.00	0.00	0.0%	0.00	0.00	0.00	0.0%
9251 - Other Post Employment Benefits	0.00	0.00	0.00	0.0%	0.00	0.00	0.00	0.0%	0.00	0.00	0.00	0.0%
9996 - Refund-Excess Reserves-Approp.	0.00	0.00	0.00	0.0%	0.00	0.00	0.00	0.0%	0.00	0.00	0.00	0.0%
9996.5 - Refund-Basin O&M-Approp.	0.00	0.00	0.00	0.0%	127,581.99	0.00	127,581.99	100.0%	127,581.99	0.00	127,581.99	100.0%
9997 - Refund-Excess Reserves-NonAg	0.00	0.00	0.00	0.0%	0.00	0.00	0.00	0.0%	0.00	0.00	0.00	0.0%
9997.5 - Refund-Basin O&M-NonAg	0.00	0.00	0.00	0.0%	5,083.75	0.00	5,083.75	100.0%	5,083.75	0.00	5,083.75	100.0%
9998 - Refund-Recharge Debt-Approp.	0.00	0.00	0.00	0.0%	107,164.00	0.00	107,164.00	100.0%	107,164.00	0.00	107,164.00	100.0%
9999 - To/(From) Reserves	0.00	0.00	0.00	0.0%	0.00	0.00	0.00	0.0%	0.00	0.00	0.00	0.0%
Total Other Expense	0.00	0.00	0.00	0.0%	1,751,191.91	0.00	1,751,191.91	100.0%	1,751,191.91	0.00	1,751,191.91	100.0%
Net Other Income	24.73	0.00	24.73	100.0%	-255,519.28	0.00	-255,519.28	100.0%	-255,185.34	0.00	-255,185.34	100.0%
Net Income	-391,816.14	-526,884.00	135,067.86	74.37%	3,599,411.98	89,142.83	3,510,269.15	4,037.8%	-1,067,324.37	-2,546,648.17	1,479,323.80	41.91%

Note: Please see the staff report (Financial Report-B5) for additional detailed information on the account categories.

CHINO BASIN WATERMASTER
Cash Disbursements For The Month of
March 2021

Financial Report - B6
For Informational Purposes Only

Type	Date	Num	Name	Memo	Account	Paid Amount
Bill Pmt -Check	03/03/2021	ACH 030321	CALPERS	1394905143	1012 · Bank of America Gen'l Ckg	
Bill	03/01/2021	1394905143		Medical Insurance Premiums - March 2021	60182.1 · Medical Insurance	11,326.80
TOTAL						11,326.80
Bill Pmt -Check	03/04/2021	22701	WEST YOST		1012 · Bank of America Gen'l Ckg	
Bill	01/31/2021	2043873		2043873	6906.31 · OBMP-Pool, Adv. Board Mtgs	6,418.50
Bill	01/31/2021	2043874		2043874	6906.32 · OBMP-Other General Meetings	5,896.00
Bill	01/31/2021	2043875		2043875	6906.74 · OBMP-Mat'l Phy. Injury Requests	1,693.25
Bill	01/31/2021	2043876		2043876	6906.71 · OBMP-Data Req.-CBWM Staff	1,577.50
Bill	01/31/2021	2043877		2043877	6906.72 · OBMP-Data Req.-Non CBWM Staff	376.00
Bill	01/31/2021	2043878		2043878	6906.23 · SGMA Reporting Requirements	5,066.50
Bill	01/31/2021	2043879		2043879	6906 · OBMP Engineering Services	4,399.25
Bill	01/31/2021	2043880		2043880	6906.1 · OBMP-Watermaster Model Update	475.00
Bill	01/31/2021	2043881		2043881	6906.24 · Compliance-SWRCB	101.50
Bill	01/31/2021	2043882		2043882	6906.26 · 2020 OBMP Update	460.25
Bill	01/31/2021	2043883		2043883	6906.81 · Prepare Annual Reports	113.00
Bill	01/31/2021	2043884		2043884	6906.21 · State of the Basin Report	12,771.75
Bill	01/31/2021	2043885		2043885	6906.15 · Integrated Model Mtgs-IEUA Cost	3,430.25
Bill	01/31/2021	2043886		2043886	7103.3 · Grdwtr Qual-Engineering	24,428.72
Bill	01/31/2021	2043887		2043887	7104.3 · Grdwtr Level-Engineering	8,945.07
Bill	01/31/2021	2043888		2043888	7107.2 · Grd Level-Engineering	8,797.57
Bill	01/31/2021	2043889		2043889	7107.2 · Grd Level-Engineering	4,384.50
Bill	01/31/2021	2043890		2043890	7402 · PE4-Engineering	3,467.00
Bill	01/31/2021	2043891		2043891	7402.10 · PE4 - Northwest MZ1 Area Proj.	13,239.50
Bill	01/31/2021	2043892		2043892	7108.31 · Hydraulic Control - PBHSP	14,747.75
Bill	01/31/2021	2043893		2043893	7111.3 · Data Collection & Mgmt-Eng. Ser	1,169.00
Bill	01/31/2021	2043894		2043894	7202.2 · Engineering Svc	7,490.50
Bill	01/31/2021	2043895		2043895	7206.1 · SB88 Specs-Ensure Compliance	8,490.25
Bill	01/31/2021	2043896		2043896	7210 · OBMP - 2023 RMPU	2,047.25
Bill	01/31/2021	2043897		2043897	7510 · PE6&7-IEUA Salinity Mgmt. Plan	16,579.25
Bill	01/31/2021	2043898		2043898	7511 · PE6&7-SAWBMPTask Force-50% IEU	657.50
Bill	01/31/2021	2043899		2043899	6906.26 · 2020 OBMP Update	30,428.25
TOTAL						187,650.86
Bill Pmt -Check	03/09/2021	22702	ACWA JOINT POWERS INSURANCE AUTHORITY	10063678	1012 · Bank of America Gen'l Ckg	
Bill	03/04/2021	0663678		Prepayment - April 2021 March 2021	1409 · Prepaid Life, BAD&D & LTD 60191 · Life & Disab.Ins Benefits	254.21 239.45
TOTAL						493.66

CHINO BASIN WATERMASTER
Cash Disbursements For The Month of
March 2021

Financial Report - B6
For Informational Purposes Only

Type	Date	Num	Name	Memo	Account	Paid Amount
Bill Pmt -Check	03/09/2021	22703	APPLIED COMPUTER TECHNOLOGIES	3277	1012 · Bank of America Gen'l Ckg	
Bill	02/28/2021	3277		Database Consulting Services - Feb. 2021	6052.2 · Applied Computer Technol	3,850.00
TOTAL						3,850.00
Bill Pmt -Check	03/09/2021	22704	BOWCOCK, ROBERT	Board Member Compensation	1012 · Bank of America Gen'l Ckg	
Bill	02/18/2021	2/18 Board Officers		2/18/21 Board Officers and Pool Chairs Meeting	6311 · Board Member Compensation	125.00
Bill	02/25/2021	2/25 Board Mtg		2/25/21 Board Meeting	6311 · Board Member Compensation	125.00
TOTAL						250.00
Bill Pmt -Check	03/09/2021	22705	BURRTEC WASTE INDUSTRIES, INC.	N2111822033	1012 · Bank of America Gen'l Ckg	
Bill	03/04/2021	N2111822033		March 2021 - Disposal Service	6024 · Building Repair & Maintenance	135.72
TOTAL						135.72
Bill Pmt -Check	03/09/2021	22706	DE BOOM, NATHAN	Ag Pool Member Compensation	1012 · Bank of America Gen'l Ckg	
Bill	02/11/2021	2/11 Ag Pool Mtg		2/11/21 Ag Pool Meeting	8411 · Ag Pool Member Compensation	25.00
				2/11/21 Ag Pool Meeting	8470 · Ag Meeting Attend -Special	100.00
Bill	02/17/2021	2/17 Special Ag Pool		2/17/21 Special Ag Pool Meeting	8411 · Ag Pool Member Compensation	25.00
				2/17/21 Special Ag Pool Meeting	8470 · Ag Meeting Attend -Special	100.00
TOTAL						250.00
Bill Pmt -Check	03/09/2021	22707	DE HAAN, HENRY	Ag Pool Member Compensation	1012 · Bank of America Gen'l Ckg	
Bill	02/11/2021	2/11 Ag Pool Mtg		2/11/21 Ag Pool Meeting	8411 · Ag Pool Member Compensation	25.00
				2/11/21 Ag Pool Meeting	8470 · Ag Meeting Attend -Special	100.00
Bill	02/17/2021	2/17 Special Ag Mtg		2/17/21 Special Ag Pool Meeting	8411 · Ag Pool Member Compensation	25.00
				2/17/21 Special Ag Pool Meeting	8470 · Ag Meeting Attend -Special	100.00
TOTAL						250.00
Bill Pmt -Check	03/09/2021	22708	EGOSCUE LAW GROUP, INC.	Ag Pool Legal Services	1012 · Bank of America Gen'l Ckg	
Bill	02/28/2021	February 2021		February 2021	8467 · Ag Legal & Technical Services	37,675.00
TOTAL						37,675.00
Bill Pmt -Check	03/09/2021	22709	ELIE, STEVEN	Board Member Compensation	1012 · Bank of America Gen'l Ckg	
Bill	02/11/2021	2/11 Admin Mtg		2/11/21 Mtg. w/GM, Munis-Peace Agreement	6311 · Board Member Compensation	125.00
Bill	02/25/2021	2/25 Board Mtg		2/25/21 Board Meeting	6311 · Board Member Compensation	125.00
TOTAL						250.00
Bill Pmt -Check	03/09/2021	22710	EMPOWER LAB	1745	1012 · Bank of America Gen'l Ckg	
Bill	02/28/2021	1745		Empower Lab - February 2021	6193 · Employee Training	1,075.00
TOTAL						1,075.00

CHINO BASIN WATERMASTER
Cash Disbursements For The Month of
March 2021

Financial Report - B6
For Informational Purposes Only

Type	Date	Num	Name	Memo	Account	Paid Amount
Bill Pmt -Check	03/09/2021	22711	EUROFINS EATON ANALYTICAL		1012 · Bank of America Gen'l Ckg	
Bill	02/08/2021	L0553839		L0553839	7108.41 · Hydraulic Control - PBHSP	796.00
Bill	02/09/2021	L0554050		L0554050	7108.41 · Hydraulic Control - PBHSP	440.00
Bill	02/17/2021	L0555359		L0555359	7108.41 · Hydraulic Control - PBHSP	796.00
TOTAL						2,032.00
Bill Pmt -Check	03/09/2021	22712	FILIPPI, GINO	Ag Pool Member Compensation	1012 · Bank of America Gen'l Ckg	
Bill	02/11/2021	2/11 Ag Pool Mtg		2/11/21 Ag Pool Meeting	8411 · Ag Pool Member Compensation	25.00
				2/11/21 Ag Pool Meeting	8470 · Ag Meeting Attend -Special	100.00
Bill	02/17/2021	2/17 Special Ag Pool		2/17/21 Special Ag Pool Meeting	8411 · Ag Pool Member Compensation	25.00
				2/17/21 Special Ag Pool Meeting	8470 · Ag Meeting Attend -Special	100.00
Bill	02/18/2021	2/18 Advisory Comm		2/18/21 Advisory Committee Meeting	8411 · Ag Pool Member Compensation	25.00
				2/18/21 Advisory Committee Meeting	8470 · Ag Meeting Attend -Special	100.00
Bill	02/25/2021	2/25 Board Mtg		2/25/21 Board Meeting	8411 · Ag Pool Member Compensation	25.00
				2/25/21 Board Meeting	8470 · Ag Meeting Attend -Special	100.00
TOTAL						500.00
Bill Pmt -Check	03/09/2021	22713	FOLSOM, BETTY	Board Member Compensation	1012 · Bank of America Gen'l Ckg	
Bill	02/01/2021	2/01 WM 101		2/01/21 WM 101 session	6311 · Board Member Compensation	125.00
Bill	02/23/2021	2/23 call w/Chair		2/23/21 call w/Board Chair, member	6311 · Board Member Compensation	125.00
Bill	02/25/2021	2/25 Board Mtg		2/25/21 Board Meeting	6311 · Board Member Compensation	125.00
TOTAL						375.00
Bill Pmt -Check	03/09/2021	22714	FONTANA UNION WATER COMPANY'	Board Member Compensation	1012 · Bank of America Gen'l Ckg	
Bill	02/02/2021	2/02 Admin Mtg		2/02/21 Administrative meeting - Curatalo	6311 · Board Member Compensation	125.00
Bill	02/09/2021	2/09 Bd Officers		2/09/21 Board Officers meeting - Curatalo	6311 · Board Member Compensation	125.00
Bill	02/18/2021	2/18 Bd Officers		2/18/21 Board Officers/ Pool Chairs - Curatalo	6311 · Board Member Compensation	125.00
Bill	02/23/2021	2/23 Bd Agenda		2/23/21 Board agenda meeting - Curatalo	6311 · Board Member Compensation	125.00
Bill	02/25/2021	2/25 Board Mtg		2/25/21 Board meeting - Curatalo	6311 · Board Member Compensation	125.00
Bill	02/26/2021	2/26 Admin Mtg		2/26/21 Admin. meeting - Curatalo	6311 · Board Member Compensation	125.00
TOTAL						750.00
Bill Pmt -Check	03/09/2021	22715	GEYE, BRIAN	Non-Ag Pool Member Compensation	1012 · Bank of America Gen'l Ckg	
Bill	02/11/2021	2/11 Non Ag Pool Mtg		2/11/21 Non Ag Pool Meeting	8511 · Non-Ag Pool Member Compensation	125.00
Bill	02/18/2021	2/18 Advisory Comm		2/18/21 Advisory Committee Meeting	8511 · Non-Ag Pool Member Compensation	125.00
Bill	02/18/2021	2/18 Bd Pool Chairs		2/18/21 Board Officers/Pool Chairs Meeting	8511 · Non-Ag Pool Member Compensation	125.00
Bill	02/25/2021	2/25 Board Mtg		2/25/21 Board Meeting	8511 · Non-Ag Pool Member Compensation	125.00
TOTAL						500.00
Bill Pmt -Check	03/09/2021	22716	HARMONY PRESS	00-6719	1012 · Bank of America Gen'l Ckg	

CHINO BASIN WATERMASTER
Cash Disbursements For The Month of
March 2021

Financial Report - B6
For Informational Purposes Only

Type	Date	Num	Name	Memo	Account	Paid Amount
Bill	02/28/2021	00-6719		Printing for 43rd AR	6045 · Printing	2,143.44
TOTAL						2,143.44
Bill Pmt -Check	03/09/2021	22717	INLAND VALLEY DAILY BULLETIN	900421820	1012 · Bank of America Gen'l Ckg	
Bill	03/04/2021	900421820		26 weeks renewal 3/26/21	6112 · Subscriptions/Publications	605.87
TOTAL						605.87
Bill Pmt -Check	03/09/2021	22718	JOHN J. SCHATZ	AP Legal Services	1012 · Bank of America Gen'l Ckg	
Bill	01/31/2021			January 2021	8367 · Legal Service	24,186.00
TOTAL						24,186.00
Bill Pmt -Check	03/09/2021	22719	KUHN, BOB	Board Member Compensation	1012 · Bank of America Gen'l Ckg	
Bill	02/02/2021	2/02 Exec Committee		2/02/21 Executive committee conference call	6311 · Board Member Compensation	125.00
Bill	02/05/2021	2/05 Admin Mtg		2/05/21 Administrative Meeting	6311 · Board Member Compensation	125.00
Bill	02/09/2021	2/09 Executive Comm		2/09/21 Executive Committee conference call	6311 · Board Member Compensation	125.00
Bill	02/11/2021	2/11 Appro Pool Mtg		2/11/21 Appropriative Pool Meeting	6311 · Board Member Compensation	125.00
Bill	02/18/2021	2/18 Advisory Comm		2/18/21 Advisory Committee Meeting	6311 · Board Member Compensation	125.00
Bill	02/23/2021	2/2 Executive Comm		2/23/21 Executive Committee conference call	6311 · Board Member Compensation	125.00
Bill	02/25/2021	2/25 Board Mtg		2/25/21 Board Meeting	6311 · Board Member Compensation	125.00
TOTAL						875.00
Bill Pmt -Check	03/09/2021	22720	PIETERSMA, RONALD	Ag Pool Member Compensation	1012 · Bank of America Gen'l Ckg	
Bill	02/11/2021	2/11 Ag Pool Mtg		2/11/21 Ag Pool Meeting	8411 · Ag Pool Member Compensation	25.00
				2/11/21 Ag Pool Meeting	8470 · Ag Meeting Attend -Special	100.00
Bill	02/17/2021	021721		2/17/21 Special Ag Pool Meeting	8411 · Ag Pool Member Compensation	25.00
				2/17/21 Special Ag Pool Meeting	8470 · Ag Meeting Attend -Special	100.00
TOTAL						250.00
Bill Pmt -Check	03/09/2021	22721	PREMIERE GLOBAL SERVICES	30363910	1012 · Bank of America Gen'l Ckg	
Bill	02/28/2021	30363910		Fee - General	6022 · Telephone	39.00
				Fee - Confidential	6022 · Telephone	39.00
				Call shortfalls	6022 · Telephone	78.00
				Service Fee	6022 · Telephone	17.00
TOTAL						173.00
Bill Pmt -Check	03/09/2021	22722	RAUCH COMMUNICATION CONSULTANTS, INC Feb-2103		1012 · Bank of America Gen'l Ckg	
Bill	02/28/2021	Feb-2103		AR43 - work completed through Feb. 2021	6061.3 · Rauch	943.75
TOTAL						943.75
Bill Pmt -Check	03/09/2021	22723	READY REFRESH BY NESTLE	0023230253	1012 · Bank of America Gen'l Ckg	

CHINO BASIN WATERMASTER
Cash Disbursements For The Month of
March 2021

Financial Report - B6
For Informational Purposes Only

<u>Type</u>	<u>Date</u>	<u>Num</u>	<u>Name</u>	<u>Memo</u>	<u>Account</u>	<u>Paid Amount</u>
Bill	02/28/2021	0023230253		Office Water Bottle - February 2021	6031.7 · Other Office Supplies	<u>22.37</u>
TOTAL						22.37
Bill Pmt -Check	03/09/2021	22724	ROGERS, PETER	Board Member Compensation	1012 · Bank of America Gen'l Ckg	
Bill	02/04/2021	2/04 Bd Member Mtg		2/04/21 Meeting with Board members	6311 · Board Member Compensation	125.00
Bill	02/23/2021	2/23 Bd Chair Mtg		2/23/21 Meeting with Board chair, members	6311 · Board Member Compensation	125.00
Bill	02/25/2021	2/25 Board Mtg		2/25/21 Board Meeting	6311 · Board Member Compensation	<u>125.00</u>
TOTAL						375.00
Bill Pmt -Check	03/09/2021	22725	RR FRANCHISING, INC.	97044	1012 · Bank of America Gen'l Ckg	
Bill	03/02/2021	97044		Monthly service - March 2021	6024 · Building Repair & Maintenance	<u>915.00</u>
TOTAL						915.00
Bill Pmt -Check	03/09/2021	22726	SPECTRUM BUSINESS	2031978022321	1012 · Bank of America Gen'l Ckg	
Bill	02/23/2021	2031978022321		2/23/21-3/22/21	6053 · Internet Expense	<u>804.52</u>
TOTAL						804.52
Bill Pmt -Check	03/09/2021	22727	STATE COMPENSATION INSURANCE FUND	1970970-20	1012 · Bank of America Gen'l Ckg	
Bill	03/01/2021	1970970-20		Premium 2/26/21 - 3/26/21	60183 · Worker's Comp Insurance	<u>514.25</u>
TOTAL						514.25
Bill Pmt -Check	03/09/2021	22728	VISION SERVICE PLAN	00-101789-0001	1012 · Bank of America Gen'l Ckg	
Bill	02/19/2021	00101789		Vision Insurance Premium - March 2021	60182.2 · Dental & Vision Ins	<u>93.83</u>
TOTAL						93.83
Bill Pmt -Check	03/09/2021	22729	WESTERN MUNICIPAL WATER DISTRICT	Board Member Compensation	1012 · Bank of America Gen'l Ckg	
Bill	02/25/2021	2/25 Board Mtg		2/25/21 Board meeting - Don Galleano	6311 · Board Member Compensation	<u>125.00</u>
TOTAL						125.00
Bill Pmt -Check	03/11/2021	22730	BANK OF AMERICA	XXXX-XXXX-XXXX-9341	1012 · Bank of America Gen'l Ckg	
Bill	02/28/2021	XXXX-XXXX-XXXX-9341		Fee to return stand for air purifier	6038 · Other Office Equipment	26.44
				Fee to return stand for air purifier	6038 · Other Office Equipment	26.44
				Toner cartridges for office	6031.7 · Other Office Supplies	328.28
				Registration- ETF-2/23/21 Water Seminar	6193.2 · Conference - Registration Fee	87.50
				Miscellaneous office supplies	6031.7 · Other Office Supplies	7.52
				Miscellaneous office supplies	6031.7 · Other Office Supplies	77.52
				Miscellaneous office supplies	6031.7 · Other Office Supplies	55.24
				Uniforms for office staff	6154 · Uniforms	1,176.29
				Miscellaneous office supplies	6031.7 · Other Office Supplies	12.65
				Fee for V. Aldaz to join IAAP	6111 · Membership Dues	150.00

CHINO BASIN WATERMASTER
Cash Disbursements For The Month of
March 2021

Financial Report - B6
For Informational Purposes Only

Type	Date	Num	Name	Memo	Account	Paid Amount
				Toner cartridges for office	6031.7 · Other Office Supplies	130.26
				Amazon Prime annual membership fee	6111 · Membership Dues	128.22
				WiFi mesh system	6055 · Computer Hardware	87.58
				Miscellaneous office supplies	6031.7 · Other Office Supplies	22.40
				Office chair	6036 · Minor Office Furniture	141.36
				Miscellaneous office supplies	6031.7 · Other Office Supplies	43.45
				Miscellaneous office supplies	6031.7 · Other Office Supplies	86.19
				Uniforms for office	6154 · Uniforms	88.24
TOTAL						2,675.58
Bill Pmt -Check	03/11/2021	22731	CORELOGIC INFORMATION SOLUTIONS	82070745	1012 · Bank of America Gen'l Ckg	
Bill	02/28/2021	82070745		February 2021	7103.7 · Grdwtr Qual-Computer Svc	62.50
				82070745	7101.4 · Prod Monitor-Computer	62.50
TOTAL						125.00
Bill Pmt -Check	03/11/2021	22732	FIRST LEGAL NETWORK LLC	40046537	1012 · Bank of America Gen'l Ckg	
Bill	02/28/2021	40046537		Court filings for February 2021	6061.5 · Court Filing Services	206.28
TOTAL						206.28
Bill Pmt -Check	03/11/2021	22733	LOEB & LOEB LLP	1937288	1012 · Bank of America Gen'l Ckg	
Bill	02/28/2021	1937288		Non-Ag Pool Legal Services - Feb. 2021	8567 · Non-Ag Legal Service	7,925.85
TOTAL						7,925.85
Bill Pmt -Check	03/11/2021	22734	PIERSON, JEFFREY	Board and Ag Pool Member Compensation	1012 · Bank of America Gen'l Ckg	
Bill	02/05/2021	2/05 Call w/Chair		2/05/21 Call w/Ag Pool Chair	8411 · Ag Pool Member Compensation	25.00
				2/05/21 Call w/Ag Pool Chair	8470 · Ag Meeting Attend -Special	100.00
Bill	02/09/2021	2/09 call w/Bd Offcr		2/09/21 call w/Board Officers	6311 · Board Member Compensation	125.00
Bill	02/11/2021	2/11 Call w/Chair		2/11/21 Call w/Ag Pool Chair	8411 · Ag Pool Member Compensation	25.00
				2/11/21 Call w/Ag Pool Chair	8470 · Ag Meeting Attend -Special	100.00
Bill	02/11/2021	2/11 Ag Pool Mtg		2/11/21 Ag Pool Meeting	8470 · Ag Meeting Attend -Special	125.00
Bill	02/16/2021	2/16 Call w/Chair		2/16/21 Call w/Ag Pool Chair	8470 · Ag Meeting Attend -Special	125.00
Bill	02/16/2021	2/16 Call w/Bd Sec		2/16/21 Call w/Board Secretary	6311 · Board Member Compensation	125.00
Bill	02/18/2021	2/18 Call w/Chair		2/18/21 Call w/Ag Pool Chair	8470 · Ag Meeting Attend -Special	125.00
Bill	02/18/2021	2/18 Advisory Comm		2/18/21 Advisory Committee Meeting	8470 · Ag Meeting Attend -Special	125.00
Bill	02/18/2021	2/18 Call w/Bd Offcr		2/18/21 Call w/Board Officers & Pool Chairs	6311 · Board Member Compensation	125.00
Bill	02/23/2021	2/23 Call w/Chair		2/23/21 Call w/Ag Pool Chair	8470 · Ag Meeting Attend -Special	125.00
Bill	02/23/2021	2/23 Bd Offcrs Coord		2/23/21 Board Officers Coordination w/GM	6311 · Board Member Compensation	125.00
Bill	02/25/2021	2/25 Board Mtg		2/25/21 Board Meeting	6311 · Board Member Compensation	125.00
Bill	02/26/2021	2/26 Call w/Chair		2/26/21 Call w/Ag Pool Chair	8470 · Ag Meeting Attend -Special	125.00
TOTAL						1,625.00

CHINO BASIN WATERMASTER
Cash Disbursements For The Month of
March 2021

Financial Report - B6
For Informational Purposes Only

Type	Date	Num	Name	Memo	Account	Paid Amount
Bill Pmt -Check	03/11/2021	22735	UNION 76	7076-2245-3035-5049	1012 · Bank of America Gen'l Ckg	
Bill	02/28/2021	7076224530355049		February 2021	6175 · Vehicle Fuel	133.01
TOTAL						133.01
General Journal	03/11/2021	03/11/2021	Payroll and Taxes for 02/21/21-03/06/21	Payroll and Taxes for 02/21/21-03/06/21	1012 · Bank of America Gen'l Ckg	
				Direct Deposits for 02/21/21-03/06/21	1012 · Bank of America Gen'l Ckg	33,854.11
				Payroll Taxes for 02/21/21-03/06/21	1012 · Bank of America Gen'l Ckg	11,863.72
			ICMA-RC	457(f) EE Deductions for 02/21/21-03/06/21	1012 · Bank of America Gen'l Ckg	5,759.32
			ICMA-RC	401(a) EE Deductions for 02/21/21-03/06/21	1012 · Bank of America Gen'l Ckg	1,648.79
TOTAL						53,125.94
Bill Pmt -Check	03/12/2021	ACH 031221	PUBLIC EMPLOYEES' RETIREMENT SYSTEM	Payor #3493	1012 · Bank of America Gen'l Ckg	
General Journal	03/06/2021	03/06/2021	PUBLIC EMPLOYEES' RETIREMENT SYSTEM	CalPERS Retirement for 02/21/21-03/06/21	2000 · Accounts Payable	8,986.84
TOTAL						8,986.84
Bill Pmt -Check	03/18/2021	22736	BLOMQUIST, WILLIAM A.	Final Payment	1012 · Bank of America Gen'l Ckg	
Bill	03/16/2021			Payment number 4 (final)-Blomquist report	6061.6 · Blomquist Report - Update	7,500.00
TOTAL						7,500.00
Bill Pmt -Check	03/18/2021	22737	CUCAMONGA VALLEY WATER DISTRICT	Lease Payment	1012 · Bank of America Gen'l Ckg	
Bill	03/16/2021			Lease due on April 1, 2021	1422 · Prepaid Rent	7,213.72
TOTAL						7,213.72
Bill Pmt -Check	03/18/2021	22738	DE HAAN, HENRY	Ag Pool Member Compensation	1012 · Bank of America Gen'l Ckg	
Bill	02/28/2021	1/14 Ag Pool Mtg		1/14/21 Ag Pool Meeting	8411 · Ag Pool Member Compensation	25.00
				1/14/21 Ag Pool Meeting	8470 · Ag Meeting Attend -Special	100.00
TOTAL						125.00
Bill Pmt -Check	03/18/2021	22739	FRONTIER COMMUNICATIONS	909-484-3890-050914-5	1012 · Bank of America Gen'l Ckg	
Bill	03/16/2021	90948438900509745		Office fax	6022 · Telephone	168.36
TOTAL						168.36
Bill Pmt -Check	03/18/2021	22740	GREAT AMERICA LEASING CORP.	28953901	1012 · Bank of America Gen'l Ckg	
Bill	03/17/2021	28953901		Invoice for Feb. 2021 - standard payment	6043.1 · Ricoh Lease Fee	1,481.41
				Supply freight fee	6043.2 · Ricoh Usage & Maintenance Fee	8.57
TOTAL						1,489.98
Bill Pmt -Check	03/18/2021	22741	INLAND EMPIRE UTILITIES AGENCY	90028568	1012 · Bank of America Gen'l Ckg	
Bill	03/15/2021	90028568		GW Recharge O&M cost reimbursement	1435 · Prepaid O&M Expense - IEUA	362,142.76

CHINO BASIN WATERMASTER
Cash Disbursements For The Month of
March 2021

Financial Report - B6
For Informational Purposes Only

Type	Date	Num	Name	Memo	Account	Paid Amount
TOTAL						362,142.76
Bill Pmt -Check	03/18/2021	22742	LEGAL SHIELD	111802	1012 · Bank of America Gen'l Ckg	
Bill	03/11/2021	111802		Employee deductions - March 2021	60194 · Other Employee Insurance	177.35
TOTAL						177.35
Bill Pmt -Check	03/18/2021	22743	R&D PEST SERVICES	0269928	1012 · Bank of America Gen'l Ckg	
Bill	03/11/2021	0269928		Treat office and annex for pest control	6024 · Building Repair & Maintenance	100.00
TOTAL						100.00
Bill Pmt -Check	03/18/2021	22744	STAULA, MARY L	Retiree Medical	1012 · Bank of America Gen'l Ckg	
Bill	03/31/2021			Retiree Medical	60182.4 · Retiree Medical	19.24
TOTAL						19.24
Bill Pmt -Check	03/18/2021	22745	TOM DODSON & ASSOCIATES	CB271 21-2	1012 · Bank of America Gen'l Ckg	
Bill	02/28/2021	CB271 21-2		February 2021 - OBMP Update PEIR	6908.1 · 2020 OBMP Update-Dodson & Assoc	10,672.50
TOTAL						10,672.50
Bill Pmt -Check	03/18/2021	22746	VERIZON WIRELESS	9874778918	1012 · Bank of America Gen'l Ckg	
Bill	03/16/2021	9874778918		Acct #470810953-00001	6022 · Telephone	316.79
TOTAL						316.79
General Journal	03/19/2021	03/19/2021	ADP, LLC	ADP Tax Service for 03/06/21-576268900	1012 · Bank of America Gen'l Ckg	
				ADP Tax Service for 02/06/21-576268900	1012 · Bank of America Gen'l Ckg	155.50
				ADP Tax Service for 02/20/21-576268900	1012 · Bank of America Gen'l Ckg	161.55
				ADP Tax Service for 03/06/21-576268900	1012 · Bank of America Gen'l Ckg	161.55
TOTAL						478.60
General Journal	03/20/2021	03/20/2021	Payroll and Taxes for 03/07/21-03/20/21	Payroll and Taxes for 03/07/21-03/20/21	1012 · Bank of America Gen'l Ckg	
				Direct Deposits for 03/07/21-03/20/21	1012 · Bank of America Gen'l Ckg	30,673.53
				Payroll Taxes for 03/07/21-03/20/21	1012 · Bank of America Gen'l Ckg	10,796.66
			ICMA-RC	457(f) EE Deductions for 03/07/21-03/20/21	1012 · Bank of America Gen'l Ckg	5,759.32
			ICMA-RC	401(a) EE Deductions for 03/07/21-03/20/21	1012 · Bank of America Gen'l Ckg	1,648.79
TOTAL						48,878.30
Bill Pmt -Check	03/23/2021	22747	BROWNSTEIN HYATT FARBER SCHRECK		1012 · Bank of America Gen'l Ckg	
Bill	02/28/2021	836809		836809	6078 · BHFS Legal - Miscellaneous	23,982.60
Bill	02/28/2021	836810		836810	6275 · BHFS Legal - Advisory Committee	2,049.30
Bill	02/28/2021	836811		836811	6375 · BHFS Legal - Board Meeting	3,264.30
Bill	02/28/2021	836812		836812	8375 · BHFS Legal - Appropriative Pool	980.10

CHINO BASIN WATERMASTER
Cash Disbursements For The Month of
March 2021

Financial Report - B6
For Informational Purposes Only

Type	Date	Num	Name	Memo	Account	Paid Amount
Bill	02/28/2021	836813			8475 · BHFS Legal - Agricultural Pool	980.10
Bill	02/28/2021	836814			8575 · BHFS Legal - Non-Ag Pool	980.10
Bill	02/28/2021	836815			6071 · BHFS Legal - Court Coordination	2,065.50
Bill	02/28/2021	836816			6077 · BHFS Legal - Party Status Maint	44.55
Bill	02/28/2021	836817			6907.39 · Recharge Master Plan	133.65
Bill	02/28/2021	836818			6907.41 · Prado Basin Habitat Sustain	44.55
Bill	02/28/2021	836819			6907.44 · SGMA Compliance	89.10
Bill	02/28/2021	836820			6907.46 · Upper SAR Integrated Model	89.10
Bill	02/28/2021	836821			6907.45 · OBMP Update	21,195.00
Bill	02/28/2021	836822			6907.47 · 2020 Safe Yield Reset	1,628.10
Bill	02/28/2021	836823			6078.25 · Ely 3 Basin Investigation	4,159.35
TOTAL						61,685.40
Bill Pmt -Check	03/25/2021	ACH 032521	PUBLIC EMPLOYEES' RETIREMENT SYSTEM	Payor #3493	1012 · Bank of America Gen'l Ckg	
Bill	03/01/2021	16348397		Annual Unfunded Accrued Liability-Plan 3299	60180 · Employers PERS Expense	7,622.21
TOTAL						7,622.21
Bill Pmt -Check	03/25/2021	22748	BUSINESS TELECOMMUNICATION SYSTEMS I	92958	1012 · Bank of America Gen'l Ckg	
Bill	03/15/2021	92958		1 Year Gold Support - Shoretel System	6054 · Computer Software	1,787.00
TOTAL						1,787.00
Bill Pmt -Check	03/25/2021	22749	PURCHASE POWER	8000-9090-0016-8851	1012 · Bank of America Gen'l Ckg	
Bill	03/19/2021	8000909000168851		Postage refill - 3/19/21	6042 · Postage - General	500.00
TOTAL						500.00
Bill Pmt -Check	03/25/2021	22750	UNITED HEALTHCARE	052583198987	1012 · Bank of America Gen'l Ckg	
Bill	03/15/2021	052583198987		Dental Insurance Premium - April 2021	60182.2 · Dental & Vision Ins	805.17
TOTAL						805.17
Bill Pmt -Check	03/25/2021	22751	VERIZON WIRELESS	9875395425	1012 · Bank of America Gen'l Ckg	
Bill	03/24/2021	9875395425		Acct #642073270-00001	7103.7 · Grdwtr Qual-Computer Svc	58.03
TOTAL						58.03
Bill Pmt -Check	03/26/2021	ACH 032621	PUBLIC EMPLOYEES' RETIREMENT SYSTEM	Payor #3493	1012 · Bank of America Gen'l Ckg	
General Journal	03/20/2021	03/20/2021	PUBLIC EMPLOYEES' RETIREMENT SYSTEM	CalPERS Retirement for 03/07/21-03/20/21	2000 · Accounts Payable	8,986.85
TOTAL						8,986.85
Bill Pmt -Check	03/26/2021	22752	ACCENT COMPUTER SOLUTIONS, INC.	142532	1012 · Bank of America Gen'l Ckg	
Bill	04/01/2021	142532		Monthly Services - April 2021	6052.4 · IT Managed Services	3,920.14
				Overwatch - April 2021	6052.5 · IT Data Backup/Storage	699.00

CHINO BASIN WATERMASTER
Cash Disbursements For The Month of
March 2021

Financial Report - B6
For Informational Purposes Only

Type	Date	Num	Name	Memo	Account	Paid Amount
				OmniCloud - April 2021	6052.5 · IT Data Backup/Storage	170.00
				Office 365 Subscriptions/Business Premier - April 2021	6052.4 · IT Managed Services	204.75
				Image office storage (per GB, per month)	6052.5 · IT Data Backup/Storage	795.86
TOTAL						5,789.75
Bill Pmt -Check	03/26/2021	22753	VISION SERVICE PLAN	00-101789-0001	1012 · Bank of America Gen'l Ckg	
Bill	03/26/2021	00101789		Vision Insurance Premium - April 2021	60182.2 · Dental & Vision Ins	93.83
TOTAL						93.83
General Journal	03/31/2021	03/31/2021	Wage Works FSA Direct Debits - March 2021	Wage Works FSA Direct Debits - March 2021	1012 · Bank of America Gen'l Ckg	
				Wage Works FSA Direct Debits - March 2021	1012 · Bank of America Gen'l Ckg	572.32
				Wage Works FSA Direct Debits - March 2021	1012 · Bank of America Gen'l Ckg	572.32
				Wage Works FSA Direct Debits - March 2021	1012 · Bank of America Gen'l Ckg	572.32
				Wage Works FSA Direct Debits - March 2021	1012 · Bank of America Gen'l Ckg	81.50
TOTAL						1,798.46
					Total Disbursements:	882,603.87

CHINO BASIN WATERMASTER

III. REPORTS/UPDATES

D. GENERAL MANAGER

4. FY 2020/21 Second Organization Performance Report

Chino Basin Watermaster: Second Organization Performance Report FY 2020-21 (Apr 2021)

Specific Goals from GM Performance Evaluation

[1] (Programmatic) Actively Consider Basin Sustainability and Optimization Currently following the ETAF rule-making process along with IEUA and providing updates to stakeholders; no recommendations at this time. Supporting IEUA's Salinity Study for regulatory compliance. Recommended pumping optimization study to producers.

[2] (Programmatic) Actively Evaluate Chino Basin Threats and Opportunities Created by Economic Upheaval Associated with COVID-19 Identifying Disadvantaged Communities in Chino Basin in anticipation of grant opportunities.

[3] (Specific) 2020 OBMP: Bring to the Watermaster Board for Adoption with Support by the Parties Adopted by the Watermaster Board in October 2020.

[4] (Specific) Support the Parties in Completion of an Implementation Plan Update and a Peace Agreement Amendment Currently assisting the Parties in drafting the Peace Agreement Amendment for Storage (Local Storage Limitation Solution).

[5] (Specific) Help Resolve Disputes and Continue Outreach to enhance Collaboration Among Parties Prepared to assist in resolving any disputes.

GM Activities

- ☞ Co-panelist with Mr. S. Deshmukh (IEUA General Manager) on AGWT webinar "Managing Salinity in the Chino Groundwater Basin: A True Regional Partnership."
- ☞ Attended Eurofins webinar "Contaminants of Emerging Concern and UCMR5."
- ☞ Organized "Chino Basin Day" informational session with RWQCB, IEUA, CDA, and SAWPA.
- ☞ Continued (as permitted under current circumstances) outreach to several parties, including CVWD, Ontario, Chino Hills, and FWC.
- ☞ Held regular meetings with IEUA, WMWD, and TVMWD.

Other Activities

CEQA Analysis for Local Storage Limitation Solution: Coordinated the timely preparation of technical and environmental analyses for an Addendum to support Local Storage. The IEUA Board adopted the Addendum on March 17, 2021. Reported adoption of the Addendum to the Court.

Refinancing of 2013 RMPU Projects: Supported AP parties' consideration of proposed refinancing by providing necessary information; the refinancing resulted in cost savings to the parties and preserves IEUA's borrowing capacity.

Ontario monitoring wells: Transferred the Right of Entry Agreement from the City of Ontario to Watermaster to enable continued data collection from monitoring wells that would have otherwise been destroyed.

West Yost acquisition of WEI: Ensured a smooth transition of Engineering Services contract from WEI to West Yost.

Reporting: Compiled and filed with the Court the 43rd Annual Report and the semi-annual OBMP status report 2020-2. Completed the following annual reports: 2020 Maximum Benefit Report; Ground Level Monitoring Committee Report; and SGMA Report. Produced and timely filed the annual SWRCB diversion permit reports.

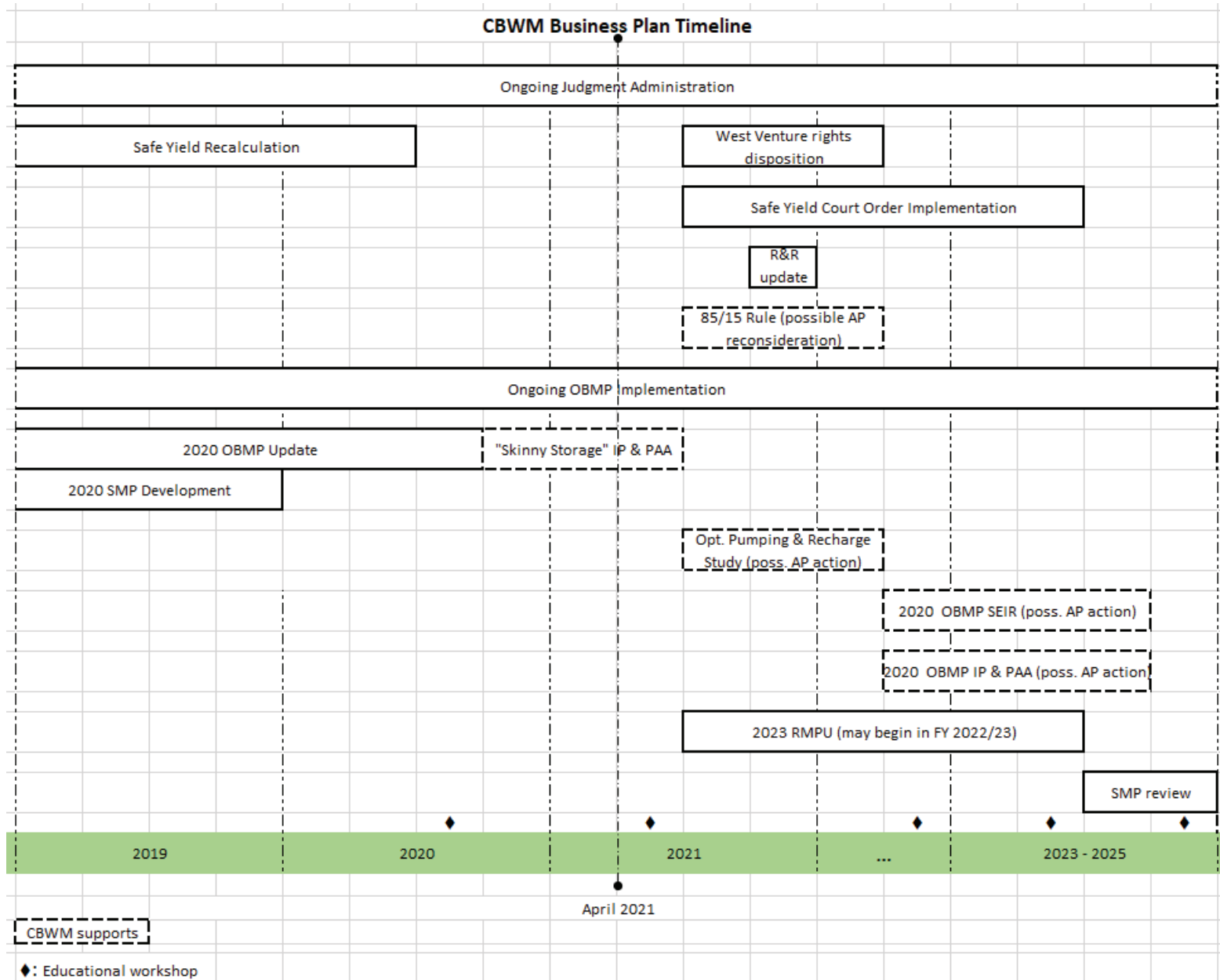
Process Improvements: Prepared "Process and Fee Schedule for Access to the Chino Valley Model" in response to requests by parties and others for access to the model. Began working on streamlined data gathering approach.

Pulse of the Organization

Personnel: Held semi-annual performance evaluations; offered virtual training to staff as needed, including day-long GIS training offered by ESRI. Continued all-hands meetings as needed to support work-from-home environment. Continuously assessing effectiveness and needs of employees while working from home.

Processes: Launched new website using all in-house labor; continuing Board Room upgrades; conducted After-Action-Review of the 2020 OBMP preparation; began digital and paper records review in preparation for SharePoint implementation.

Chino Basin Watermaster: Second Organization Performance Report FY 2020-21 (Apr 2021)



CHINO BASIN WATERMASTER

IV. INFORMATION

1. Ground-Level Monitoring Committee Semi-Annual Status Report
2. Chino Airport and South Archibald Plumes Semi-Annual Status Report

Semi-Annual Status Report

Ground-Level Monitoring Committee

April 2021

This semi-annual status report describes the background of the Ground-Level Monitoring Program (GLMP), the main activities conducted for the GLMP and activities conducted by the Ground-Level Monitoring Committee (GLMC) for the period October 2020 through March 2021, and the main activities planned for the period April 2021 through October 2021.

BACKGROUND

Historically, the utilization of the Chino Basin has inadvertently resulted in land subsidence and ground fissuring. Pursuant to the Watermaster Optimum Basin Management Program (OBMP) implementation plan, the Watermaster developed and continues to implement the Chino Basin Subsidence Management Plan (Subsidence Management Plan). The objective of the Subsidence Management Plan is to minimize or abate the occurrence of land subsidence and ground fissuring.

The Subsidence Management Plan identifies four “Areas of Subsidence Concern” and the MZ-1 Managed Area in the western portion of the Chino Basin. Figure 1 shows the locations of these areas. These are areas where land subsidence and ground fissuring have historically occurred, or where the underlying hydrogeologic conditions makes these areas susceptible to land subsidence and ground fissuring. In the MZ-1 Managed Area, Watermaster has conducted monitoring and testing programs, and has developed Management Criteria for the groundwater pumpers within the area to minimize or abate the future occurrence of land subsidence and ground fissuring. The Management Criteria consists of the following main elements:

- A list of pumping wells in the MZ-1 Managed Area that are subject to the Subsidence Management Plan.
- An index water level measured at Watermaster’s PA-7 piezometer at Ayala Park, the index water level is called the Guidance Level.
- A Watermaster recommendation that the well owners collectively manage their pumping so that the water level at the PA-7 piezometer remains above the Guidance Level.

The Subsidence Management Plan also calls for:

1. An ongoing monitoring and reporting program to verify the protective nature of the Subsidence Management Plan and identify new threats or occurrences of land subsidence.
2. A process to adjust the Subsidence Management Plan to minimize or abate land subsidence and ground fissuring.

Since the initial Subsidence Management Plan was adopted by the Watermaster in 2007, Watermaster has conducted the annual GLMP to implement the monitoring and reporting program in no. 1 above.

The main activities of the GLMP include:

- Setup and maintenance of monitoring facilities
- Monitoring and testing
- Data analysis and reporting
- Meetings of the GLMC

The main results and conclusions of the GLMP have been:

- Very little permanent land subsidence has occurred in the MZ-1 Managed Area, which indicates that subsidence is being successfully managed in this area.
- Land subsidence has been occurring in Northwest MZ-1. Of particular concern is that subsidence in Northwest MZ-1 has occurred differentially across the San Jose Fault and in other areas—the same pattern of differential subsidence that occurred in the MZ-1 Managed Area during the time of ground fissuring.

Based on these results, Watermaster determined that the Subsidence Management Plan needs to be updated to include a *Subsidence Management Plan for Northwest MZ-1* with the long-term objective to minimize or abate the occurrence of differential land subsidence. To assist in this update, the GLMP has been expanded to Northwest MZ-1. The Subsidence Management Plan was updated in 2015 to include the [*Work Plan to Develop a Subsidence Management Plan for Northwest MZ-1*](#) (Work Plan). The Work Plan includes eleven tasks that include investigations, construction of monitoring facilities, monitoring and testing programs, modeling, reporting, and preparation of a subsidence management plan for Northwest MZ-1.

Activities Performed from October 2019 through March 2021

Setup and Maintenance of Monitoring Facilities

- Performed monthly routine maintenance, data collection, and verification at the Ayala Park, Chino Creek, and Pomona Extensometer (PX) facilities.

Northwest MZ-1 Investigation

- All monitoring equipment (linear potentiometers, pressure transducers, and vibrating wireline transducers) at the PX facility were tested, field calibrated, and connected to data loggers. Data from the monitoring equipment has been collected and checked since December 2020.
- Continued the piezometric monitoring program at wells in Northwest MZ-1.
- Constructed and calibrated a one-dimensional (1D) compaction model to represent the aquifer-system at the PX location. The calibration results were used to estimate the hydraulic and mechanical properties of the aquifer-system and the pre-consolidation stress(es) that will be used to support additional modeling work in Northwest MZ-1.

- Began updating the Watermaster’s MODFLOW model so that it can be used to simulate land subsidence and evaluate subsidence-management alternatives in Northwest MZ-1. The subsidence package (SUB) in MODFLOW has been constructed with aquifer-system properties estimated by the 1D models at the PX, the Ayala Park Extensometer, Monte Vista Water District Well 28, and the pre-consolidation heads by layer as estimated by the 1D model at the PX.

Monitoring and Testing

- Performed quarterly collection, checking, and storing of piezometric and aquifer-system deformation data from the Ayala Park, Chino Creek, and Pomona Extensometer facilities.

Data Analysis and Reporting

- Finalized the 2019/20 Annual Report of the Ground-Level Monitoring Committee to the GLMC on November 1, 2020.
- Finalized the report: *Summary of the Drilling, Construction, and Development Activities for the Pomona Extensometer Facility Piezometers, City of Pomona, California.*
- Finalized the technical memorandum: *Comparison of the Sentinel-1A and TerraSAR-X InSAR Datasets Across the Chino Basin.*
- Drafted the technical memorandum: *Recommended Scope of Services and Budget of the Ground-Level Monitoring Committee for Fiscal Year (FY) 2021/22.*

Meetings of the GLMC

Two GLMC meetings were conducted during the reporting period. The meeting agendas included:

October 1, 2020

- Review the draft 2019/20 Annual Report of the GLMC
- Development of a Subsidence Management Plan for Northwest MZ-1
- Scope and schedule of the GLMC for FY 2020/21

March 4, 2021

- Review preliminary results of the GLMP for 2020/21
- Recommended scope and budget of the GLMC for FY 2021/22

Activities Planned for April 2021 through October 2021

Setup and Maintenance of Monitoring Facilities

- Perform monthly routine maintenance, data collection, and verification at the Ayala Park Extensometer, Chino Creek Extensometer, and PX facilities.

Monitoring and Testing

- Perform quarterly collection, checking, and storing of piezometric and aquifer-system deformation data from the piezometers and extensometers at the Ayala Park Extensometer, Chino Creek Extensometer, and PX facilities.

Northwest MZ-1 Investigation

- Portions of the Work Plan (Tasks 8 and 9) are planned to continue through FY 2020/21 and in FY 2021/22:
 - Continue monitoring piezometric levels and pumping at wells as part of the Northwest MZ-1 Monitoring and Testing Program.
 - Continue updating and developing Watermaster’s groundwater modeling tools to support the simulation of land subsidence and to evaluate subsidence-management alternatives in Northwest MZ-1. The information generated from the modeling tools will be used to identify the preferred subsidence-management alternative.

Data Analysis and Reporting

- Submit the draft 2020/21 Annual Report of the GLMC. The draft report will be published in September 2021.

Meetings of the GLMC

Three GLMC meetings are anticipated between April 2021 and October 2021. The meeting agenda items will include:

April 2021

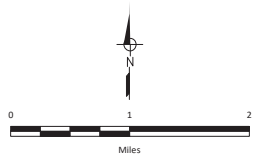
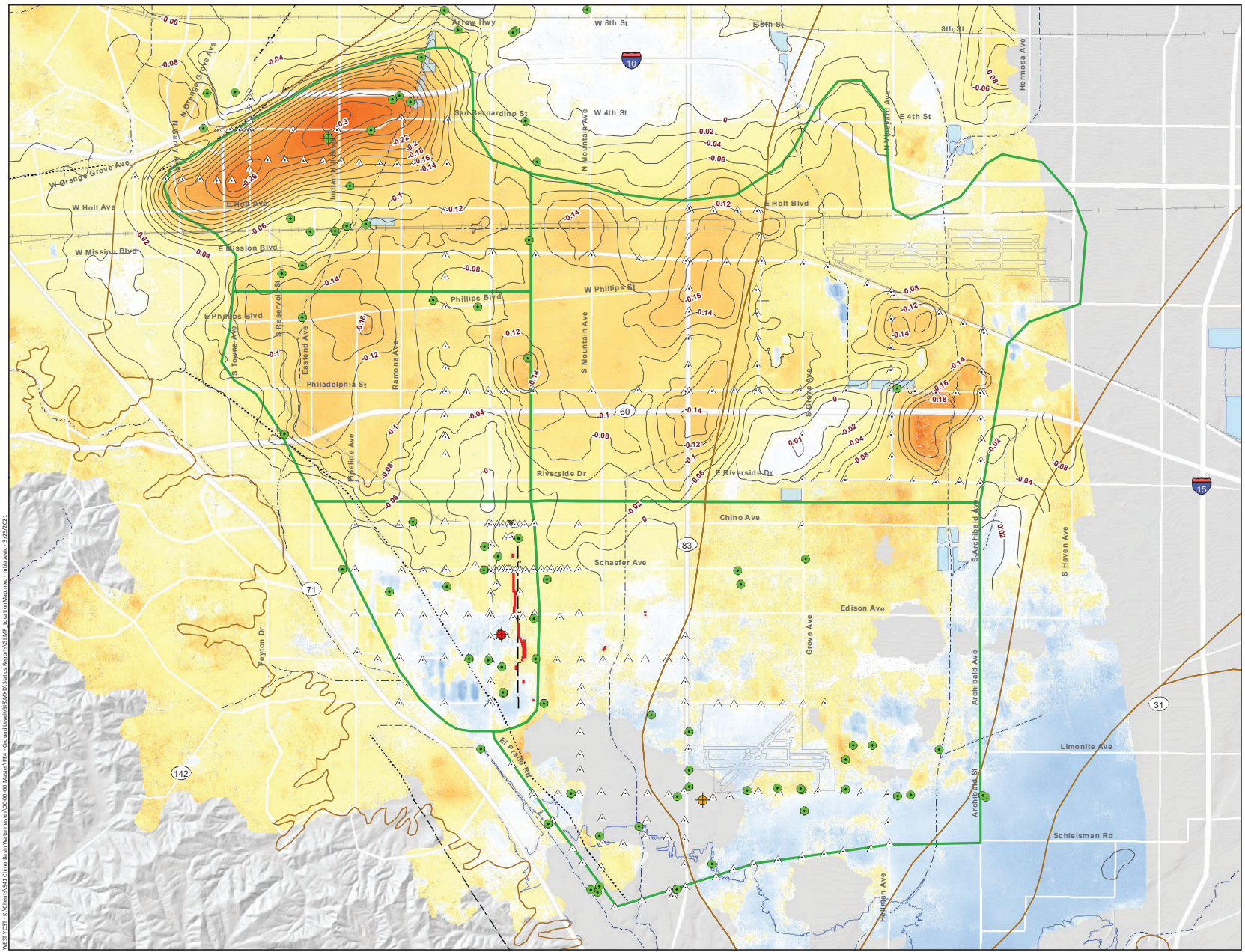
- Review and discuss the recommended scope and budget of the GLMC for FY 2021/22.

July 2021

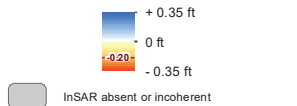
- Discuss the implementation plan of the GLMP for FY 2021/22.

October 2021

- Review and discuss the Draft 2020/21 Annual Report of the GLMC.



Relative Change in Land Surface Altitude as Estimated by InSAR (March 2011 to March 2020)



- Areas of Subsidence Concern
- Pomona Extensometer Facility
- Chino Creek Extensometer Facility
- ◆ Ayala Park Extensometer Facility
- Well Equipped with Pressure Transducer or Other Water Level Monitoring Device
- ▲ Ground-Level Survey Benchmark
- Approximate Location of the Riley Barrier
- Ground Fissures



Figure 1
Ground-Level Monitoring Program
Fiscal Year 2021/22

Chino Basin Watermaster
 Ground-Level Monitoring Committee

WEST YOST, a West Yost Company, 10000 W. Main Street, Suite 1000, Chino, CA 91710. © 2021 West Yost, a West Yost Company. All rights reserved. 1/25/2021

Semi-Annual Plume Status Report

Chino Airport Plume April 2021

CONTAMINANTS

The County of San Bernardino Department of Airports (County) identifies four primary contaminants associated with the Chino Airport groundwater plume: trichloroethene (TCE), 1,2,3-trichloropropane (1,2,3-TCP), cis-1,2-dichloroethene (cis-1,2-DCE), and 1,2-dichloroethane (1,2-DCA) with TCE and 1,2,3-TCP being the most frequently detected contaminants at the highest concentrations. For each of the four primary contaminants, Table 1 below lists the California maximum contaminant level (MCL) and the maximum concentration detected in groundwater samples collected from wells within the plume area over the last five years.

Contaminant	MCL (µg/l)	Maximum Concentration January 2016 to December 2020 (µg/l)
TCE	5.0	830
1,2,3-TCP	0.005	44
cis-1,2-DCE	6.0	28
1,2- DCA	0.5	1.4

Other contaminants of concern include 1,1-dichloroethene (1,1-DCE), carbon tetrachloride, and 1,4 dioxane.

LOCATION

The Chino Airport is located in the southwestern portion of the Chino Basin within the City of Chino. Exhibit 1 shows the spatial extent of the TCE and 1,2,3-TCP plumes in groundwater, as delineated by both the Chino Basin Watermaster (Watermaster) for the *2018 State of the Basin Report* and the County for their most recent monitoring report. The delineations prepared by Watermaster show the spatial distribution of TCE and 1,2,3-TCP concentrations based on the five-year maximum concentrations measured over the period of July 2013 to June 2018. The delineations by the County show the area where TCE concentrations are greater than or equal to 5.0 µg/l and 1,2,3-TCP concentrations are greater than or equal to 0.005 µg/l based on concentrations measured during the spring 2020 sampling event.

Since 2015, the County has characterized West and East Plumes, originating from two different source areas at the Chino Airport. TCE and 1,2,3-TCP concentrations are higher within the West Plume than the East Plume. The extent of the West Plume is also much larger, extending in a south-southwest direction. The East Plume extends in the same general direction but terminates within the boundary of the Chino Airport property. The West and East TCE plumes are comingled and are delineated together as one plume, whereas the West and East 1,2,3-TCP plumes are delineated as two distinct plumes.

TCE and 1,2,3-TCP Plumes

The extent of the West Plume with detectable TCE concentrations greater than 0.5 µg/l is about 2.5 miles long. The plume extends south-southwest approximately one mile from the source area to Pine Avenue and then turns southeast toward the Prado Flood Control Basin. It extends another 0.5 miles in this direction terminating south of Pine Avenue. The change in direction of the plume in this area may be associated with the location of the Central Avenue Fault, the “no-flow” boundary conditions of the Chino Hills, or historical pumping from former production wells. The source of the smaller East TCE Plume is approximately 1,500 feet northeast of the source of the West TCE plume. The East TCE Plume extends south from the source area about 0.5 miles and then comingles with the West TCE plume between the two different source areas.

The extent of the West Plume with detectable 1,2,3-TCP concentrations greater than 0.005 µg/l follows the same general path as the West TCE Plume and extends about 2.6 miles southwest towards Pine Avenue before turning southeast for approximately 0.7 miles, following the same pathway as the West TCE plume toward the Prado Flood Control Basin. The smaller East 1,2,3-TCP Plume is approximately 0.6-miles lengthwise trending south, and is disconnected from the West 1,2,3-TCP Plume.

Over time, the vertical and lateral extents of the plumes have changed in response to groundwater production at nearby wells and other hydrological factors. Production at the nearby Chino Desalter Basin Authority (CDA) wells has likely played a role in affecting the extents of the plumes. Since monitoring began, groundwater production at the CDA wells has increased the vertical thickness of the West Plume by 100 feet or more and has drawn the plumes laterally in a southeast direction toward CDA well I-20.

REGULATORY ORDERS – REGIONAL WATER QUALITY CONTROL BOARD, SANTA ANA REGION

- Cleanup and Abatement Order (CAO) No. 90-134 for the County of San Bernardino Department of Airports, Chino Airport—Issued to the County to address the groundwater contamination originating from the Chino Airport.
- CAO No. R8-2008-0064 for the San Bernardino County Department of Airports, Chino Airport—Required the County to define the lateral and vertical extent of the plume offsite from the Chino Airport and prepare a remedial action plan (RAP).
- CAO No. R8-2017-0011 for the San Bernardino County Department of Airports, Chino Airport—Required the County to respond to Regional Board comments on the draft Feasibility Study and submit a final Feasibility Study.

REGULATORY AND MONITORING HISTORY

In 1990, the Regional Board issued CAO No. 90-134 to address groundwater contamination originating from the Chino Airport. From 1991 to 1992, ten inactive underground storage tanks and 310 containers of hazardous waste were removed, and 81 soil borings were drilled and sampled on the Chino Airport property. From 2003 to 2005, nine onsite monitoring wells were installed and used to collect groundwater quality samples. In 2007, the County conducted its first offsite groundwater characterization effort, which included 22 cone penetrometer tests (CPT) and direct push borings from which water quality samples were collected. In 2008, the Regional Board issued CAO No. R8-2008-0064, requiring the County to define the lateral and vertical extent of the plume offsite and to prepare a RAP. From 2009 to 2012, 33 offsite monitoring wells were installed at 15 locations to characterize the extent of the contamination downgradient from the Chino Airport property. From 2013 to 2014, the County conducted an extensive investigation of 20 areas of concern identified for additional characterization of the soil and groundwater contamination associated with the Chino Airport. The investigative work included:

- piezocone-penetrometer tests;
- vertical-aquifer-profiling (VAP) borings with depth-discrete groundwater sampling;
- soil-gas probe sampling;
- high-resolution soil sampling and analysis;
- real-time data analysis; and
- three-dimensional contaminant distribution modeling.

Following the completion of this investigative work, from September 2014 through February 2015, an additional 33 groundwater monitoring wells were installed in 17 locations on and adjacent to the Chino Airport property.

The County completed a draft feasibility study in August 2016, identifying remedial action objectives (RAOs) for groundwater contaminants originating from the Chino Airport and evaluating remediation alternatives for mitigation.¹ On January 11, 2017, the Regional Board issued CAO R8-2017-0011 to the County, which superseded CAO R8-2008-0064.

The order required that the County:

1. Submit a final feasibility study within 60 days of receiving the Regional Board's comments on the draft feasibility study;
2. Submit a final remedial action plan (RAP) within 60 days of the Regional Board approval of the final feasibility study;
3. Implement the RAP in accordance with a Regional Board-approved schedule; and
4. Prepare and submit technical reports and work plans as the Regional Board deems necessary.

¹ Tetra Tech. (2016). *Draft Feasibility Study Chino Airport San Bernardino County, California*. Prepared for the County of San Bernardino Department of Airports. August 2016.

The County submitted the final feasibility study on May 15, 2017.² The preferred remedial action identified was a groundwater pump-and-treat system to provide hydraulic containment and treatment of both the West and the East Plumes. The Regional Board approved the final feasibility study on June 7, 2017 and requested that a RAP be prepared.

On December 18, 2017, the County submitted a draft interim remedial action plan (IRAP).³ The IRAP was considered “interim” because the County is moving forward on an interim basis to initiate the remedial action as quickly as possible, with the opportunity to evaluate an expansion of the existing remedy or additional remedial actions in the future. The draft IRAP identified a combination of institutional controls, monitored natural attenuation, and groundwater extraction and ex-situ treatment as the best remedial alternative. From April 2018 to January 2019 a CEQA analysis was completed for the proposed remedial strategy.⁴ During this time the Regional Board and County went through a series of comments and response to comments on the draft IRAP. Modifications were made to the draft IRAP and the Final IRAP was submitted to the Regional Board on May 18, 2020.⁵ The Final IRAP was approved by the Regional Board on November 4, 2020.

While the County was reviewing and finalizing the IRAP, they were simultaneously working on a Human Health and Screening Ecological Risk Assessment (HHERA) to provide technical support to the IRAP by identifying remedial actions to protect human health and the environment.⁶ Furthermore, the HHERA ensured that the proposed remedial actions would meet the remedy selection criteria of the USEPA National Contingency Plan. The HHERA also identified health and safety risks and provided measures to implement if such risks were to be identified. The HHERA was submitted to the Regional Board for review in August 2018 and is expected to be complete in 2021 following supplemental data collection.

In April and May 2020, the County installed a cluster of three downgradient wells (CAMW 68/69/70) to monitor the increasing concentrations of TCE in wells located along the southeastern plume boundary. During the installation, depth discrete samples were collected to characterize the full vertical extent of VOC impacts. TCE was the only analyte detected during boring. These wells will be sampled quarterly for at least a year to monitor lateral plume migration as a result of pumping.

REMEDIAL ACTION

As described in the IRAP, remedial action for the West and East TCE and 1,2,3-TCP plumes will consist of institutional controls, monitored natural attenuation, and a groundwater pump-and-treat system. The groundwater pump-and-treat system includes ten extraction well sites (EW-1 through EW-10) constructed by the County both onsite and offsite. Due to the depth of the plume, each EW site will consist of up to

² Tetra Tech. (2017). *Final Feasibility Study Chino Airport San Bernardino County, California*. Prepared for the County of San Bernardino Department of Airports. May 2017.

³ Tetra Tech. (2017). *Draft Interim Remedial Action Plan*. Chino Airport, San Bernardino County, California. Prepared for the County San Bernardino Department of Airports. December 2017.

⁴ Filing of the Notice of Determination for the Mitigated Negative Declaration was completed on January 29, 2019

⁵ Tetra Tech. (2020). *Final Interim Remedial Action Plan Chino Airport San Bernardino County, California*. Prepared for the County of San Bernardino Department of Airports. May 18, 2020.

⁶ Tetra Tech. (2018). *Human Health and Screening Ecological Risk Assessment Chino Airport San Bernardino County, California*. Prepared for the County of San Bernardino Department of Airports. August 8, 2018.

three individual extraction wells to focus extraction at different depths. Exhibit 1 shows the location of the ten EW sites.

To assist in the design of the groundwater pump-and-treat system, the County installed two of the extraction well sites (EW-2 and EW-5) in 2018, along with twelve piezometers, and eleven monitoring wells, and conducted aquifer pumping tests at these locations. The findings were submitted to the Regional Board on June 19, 2019 and used by the County to refine the design of the system.

Altogether, the extraction wells are predicted to produce 1,700 gallons per minute (gpm) of groundwater, with individual wells ranging from 20-150 gpm each. The extraction well network will also include existing CDA wells I-16, I-17, and I-18 to pump up to an additional 630 gpm of groundwater, and potentially CDA wells I-20 and I-21 if treatment is required.

Extracted groundwater will be treated using carbon adsorption at the County's VOC treatment system at CDA Desalter Plant No. 1 (South VOC Treatment System). The South VOC Treatment System is designed to treat a total flow of 2,325 gpm from CDA Wells I-16, I-17, I-18, and up to 30 County wells. Additional GAC adsorption capacity can be added if CDA I-20 and I-21 are added. Other treatment processes may also be added as needed to treat increasing concentrations of constituents or if regulatory limits decrease. As of January 2021, design of the South VOC System was 50 percent complete.

Once treated, water will be pumped to the existing CDA treatment facility for treatment for nitrates and TDS, both of which are regional contaminants and not associated with Airport operations or the plume. Following this additional treatment, water will be delivered as drinking water.

The treatment system is assumed to be operated for a minimum of fifty years to meet target cleanup goals defined in the IRAP and listed below:

- On-site plumes: the target cleanup goals for active remediation are 5 µg/l for TCE and 0.005 µg/l for 1,2,3-TCP. These goals support the remedial action objective of stopping any further contaminants above the remediation goal from leaving the site.
- Off-site plumes: the target cleanup goals for active remediation are 50 µg/l for TCE and 0.5 µg/l for 1,2,3-TCP.

Institutional controls at the Airport will include land use covenants to:

- prevent direct on-site exposure to contaminants by prohibiting the use of untreated groundwater; and
- prevent risk from on-site vapor by avoiding on-site residential land usage.

MONITORING AND REPORTING

Currently, the County conducts quarterly, annual, or biennial water-quality monitoring, and quarterly water-level monitoring at 82 site-related monitoring wells. The sampling frequency is determined by well classification (i.e. background wells, horizontal or vertical extent wells, seasonal/increasing trend wells, and guard wells). The purpose of the groundwater monitoring program is to collect data to track detections of VOCs in groundwater, monitor temporal trends of contaminants, and evaluate changes in each groundwater plume. All data collected by the County are posted on the Regional Board's GeoTracker website. Conclusions from the monitoring program can also be found in the semi-annual reports posted

on GeoTracker. The most recent monitoring report, the *Semiannual Groundwater Monitoring Report-Winter and Spring 2020*, was submitted to the Regional Board in December 2020.⁷

Watermaster also collects groundwater-quality samples from private wells in the plume area and at its HCMP-4 monitoring well, located in the southern end of the plume. Additionally, the CDA collects groundwater-quality samples from its production wells; these data are shared with Watermaster and the County. Watermaster uses data from the County, CDA, and its own sampling to perform an independent characterization of the areal extent and concentration of the TCE and 1,2,3-TCP plumes.

RECENT ACTIVITY

The approval of the Final IRAP in November 2020 granted the County permission to implement the proposed groundwater pump-and-treat system and in January 2021 the draft *Preliminary Well Design Report* for the pump-and-treat system was completed.⁸ The report included the preliminary design for drilling, constructing, developing, and testing eight of the ten proposed groundwater extraction well sites (EW-2 and EW-5 were previously installed and tested in 2018). The County is currently working to secure property rights to offsite extraction well locations and finalize the well design. As of January 12, 2021, appraisals for the offsite property easement had been completed, meetings with the property owners had been conducted, and the County was in the process of preparing compensation offers. The final design of the extraction wells is expected to be complete in quarter 3 of 2021 after design updates are made using new data acquired. Design for the conveyance piping for the extraction wells is 90 percent complete and construction is expected to begin in quarter 2 of 2022. Well construction of the County extraction wells is also expected to begin in quarter 2. The CDA and the County are currently working with the State Water Resources Control Board Department of Drinking Water to acquire a new drinking water permit for the new treatment system and wells.

On November 12, 2020 the County submitted a draft *Human Health and Ecological Risk Assessment Data Gap Workplan* to the Regional Board to address comments provided by California Environmental Protection agency (Cal/EPA) and Office of Environmental Health Hazard Assessment (OEHHA).⁹ On January 21, 2021 the Regional Board provided comments on the workplan. The County is currently working to address these comments and modify the workplan. The supplemental data collection is scheduled for quarters 2 and 3 of 2021 pending approval by the Regional Board.

The most recent semi-annual groundwater monitoring report prepared by the County was submitted to the Regional Board in December 2020. In total 82 wells were sampled for water quality and measured for groundwater elevations. The following describes the key conclusions presented in the winter/spring report:

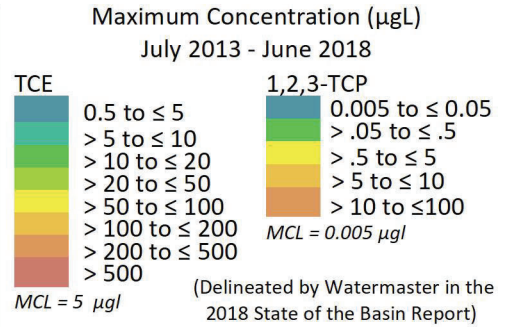
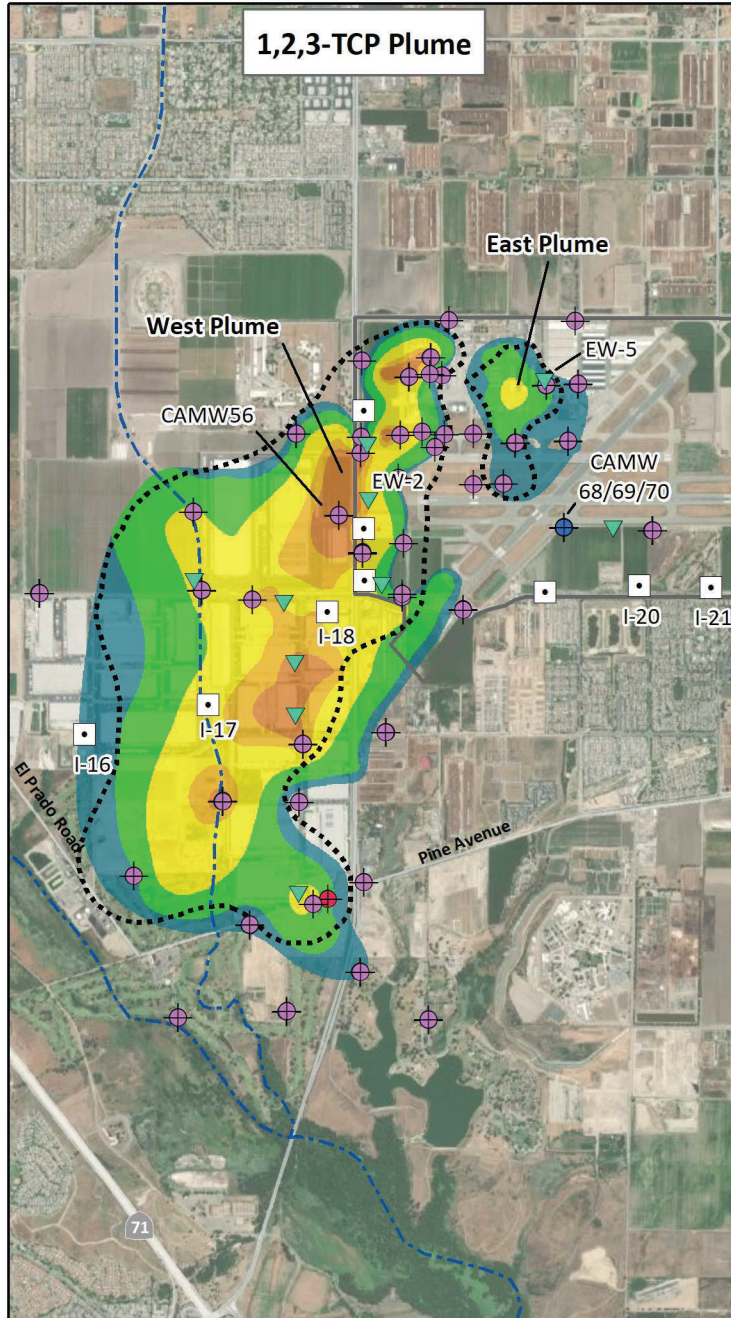
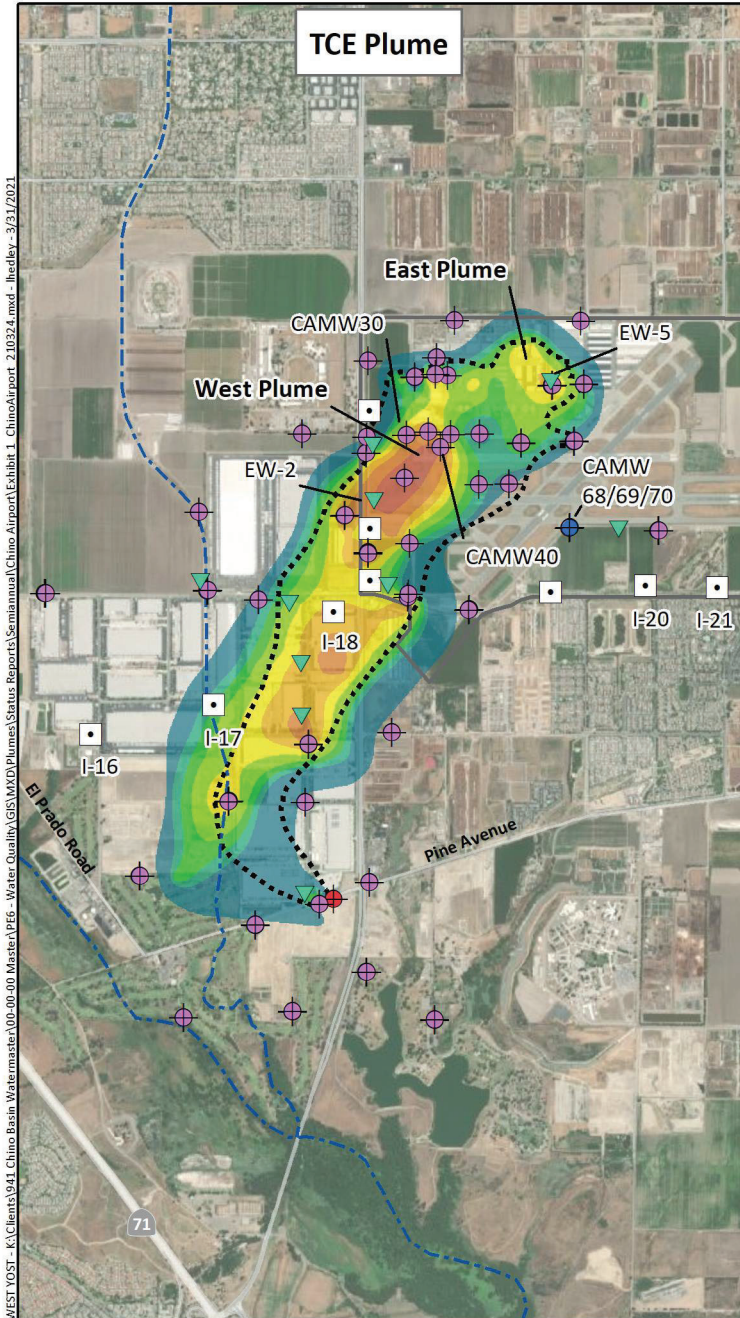
⁷ Tetra Tech. (2020). *Semiannual Groundwater Monitoring Report-Winter and Spring 2020*. Prepared for the County of San Bernardino Department of Airports. December 8, 2020.

⁸ Tetra Tech. (2021). *Draft Preliminary Well Design Report Chino Airport San Bernardino County, California*. Prepared for the County of San Bernardino Department of Airports. January 2021.

⁹ Tetra Tech. (2020). *Draft Human Health and Ecological Risk Assessment Data Gap Work Plan, Chino Airport San Bernardino County, California*. Prepared for the County of San Bernardino Department of Airports. November 12, 2020.

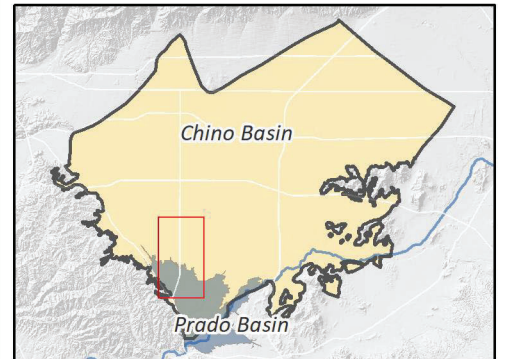
- Groundwater elevation fluctuated, but coincided with seasonal variation, infiltration, and nearby pumping, and was consistent with past monitoring events. Water levels increased in the winter and decreased slightly in the spring.
- Groundwater potentiometric surface slope direction and gradients were consistent with the Fall 2019 monitoring event. Continued extraction from the CDA wells may indicate the potential for continued lateral migration of the plumes in shallow groundwater.
- Reduced pressure at depth and the vertical gradients appear to be influenced by groundwater extraction from nearby pumping wells and indicate the potential for vertical migration of contaminants.
- Six of the seven contaminants of concern were detected above the method detection limit at one or more of the wells. 1,1-DCE was the only contaminant of concern not detected at any of the wells. The maximum TCE concentrations detected in the West and East Plumes respectively were 630 µg/l at CAMW30, and 400 µg/l at CAMW40. The maximum detected 1,2,3-TCP concentration was 19 µg/l at CAMW56. All of these values are considerably higher than the maximum concentrations in the previous monitoring report.

Overall, the TCE plumes are generally stable, but increasing concentrations in wells in the eastern portion of the west plume and the downgradient portion of the east plume indicate that the plumes may be expanding or migrating toward the southeast in response to pumping. The three newest monitoring wells were installed in 2020 after TCE was detected in CDA I-20 to monitor this trend. These wells will be sampled quarterly for at least a year.

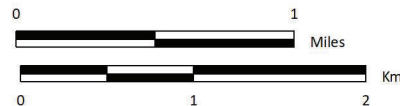


Approximate Extent of TCE ($>5 \mu\text{g/l}$) or 1,2,3-TCP ($>0.005 \mu\text{g/l}$) Plume
(Delineated by the County of San Bernardino using data through 2020)

- County of San Bernardino Monitoring Well
(Some locations have multiple well casings at various depths)
- Well Constructed Between 2003 and 2019
 - New Well Cluster Constructed in 2020
 - HCMP Monitoring Well 4
 - Extraction Well Cluster
 - Chino Basin Desalter Authority Production Well
 - Chino Airport Boundary
 - Streams & Flood Control Channels



Prepared by:



Prepared for:

Chino Basin Watermaster
Semi-Annual Plume Report
Chino Airport



Chino Airport
TCE and 1,2,3-TCP Plumes

Semi-Annual Plume Status Report

South Archibald Plume

April 2021

CONTAMINANTS

The primary contaminant is trichloroethene (TCE). The maximum contaminant level (MCL) for TCE is 5 micrograms per liter ($\mu\text{g/l}$). The maximum TCE concentration detected in a groundwater sample collected from wells within the plume during the last five years (January 2016 to December 2020) is 90 $\mu\text{g/l}$.

LOCATION

The South Archibald TCE plume is located in the southern Chino Basin within the City of Ontario. Exhibit 1 shows the spatial extent of the plume with detectable TCE concentrations equal to or greater than 0.5 $\mu\text{g/l}$, as delineated by the Chino Basin Watermaster (Watermaster) for the 2018 State of the Basin Report.¹ This extent is based on the five-year maximum TCE concentration measured over the period of July 2013 to June 2018. The TCE plume is about 22,000 feet long, extending southward from State Route 60 to approximately Bellegrave Avenue, and is about 14,000 feet wide extending from Grove Avenue to Turner Avenue.

REGULATORY ORDERS

- Draft Cleanup and Abatement Orders (CAOs) — Six Draft CAOs were issued in 2005 to the following parties: the Aerojet-General Corporation, The Boeing Company, Northrop Grumman Corporation, Lockheed Martin Corporation, General Electric Corporation and United States Department of Defense.
- Draft CAO R8-2012-00XX for the City of Ontario, City of Upland, and Inland Empire Utilities Agency, Former Ontario-Upland Sewage Treatment Plant (Regional Recycling Plant No. 1), City of Ontario, San Bernardino County — This CAO was issued jointly to the City of Ontario, City of Upland, and Inland Empire Utilities Agency (IEUA).
- Stipulated Settlement and CAO No. R8-2016-0016 for the City of Ontario, the City of Upland, the Inland Empire Utilities Agency, Aerojet Rocketdyne Inc., The Boeing Company, General Electric Company, Lockheed Martin Corporation, and the United States of America, Former Ontario-Upland Sewage Treatment Plant (Regional Recycling Plant No. 1) — This was the

¹ Wildermuth Environmental, Inc. (2019). *Optimum Basin Management Program – 2018 State of the Basin Report*. Prepared for the Chino Basin Watermaster. June 2019.

final CAO issued to all parties previously issued draft CAOs in 2005 and 2012, excluding Northrop Grumman.

REGULATORY AND MONITORING HISTORY

In the mid-1980s, the Metropolitan Water District of Southern California took water quality samples that indicated that TCE was present in private wells in the southern Chino Basin as part of its work associated with the Chino Basin Storage Program. The Regional Board confirmed this with subsequent rounds of sampling.

The Regional Board issued Draft CAOs in 2005 for six different parties who were tenants on the Ontario Airport property. On a voluntary basis, four of the parties—Aerojet-General Corporation, The Boeing Company, General Electric Company, and Lockheed Martin Corporation, collectively the ABGL parties, worked together, along with the U.S. Department of Defense, to investigate the source of contamination. Part of the investigations included collecting water-quality samples from private wells and taps at residences and the construction and sampling of four triple-nested monitoring wells (ABGL wells) in the northern portion of the plume. Alternative water systems were provided to private residences in the area where groundwater was contaminated with TCE above the MCL.

In 2008, Regional Board staff conducted research pertaining to the likely source of TCE contamination. Based on their work, Regional Board staff identified discharges of wastewater to the RP-1 treatment plant and associated disposal areas that potentially contained TCE, as the potential sources. The Regional Board identified several industries, including some previously identified tenants of the Ontario Airport property, that likely used TCE solvents before and during the early 1970s, and discharged wastes to the Cities of Ontario and Upland sewage systems tributary to the RP-1 treatment plant and disposal areas. In 2012, an additional Draft CAO was issued by the Regional Board jointly to the City of Ontario, City of Upland, and IEUA as the previous and current operators of the RP-1 treatment plant and disposal area (collectively the RP-1 parties).

Under the Regional Board's oversight from 2007 through 2014, the ABGL parties and the RP-1 parties individually and jointly conducted sampling at private residential wells and taps approximately every two years in the region where groundwater was potentially contaminated with TCE. By 2014, all private wells and taps in the area of the plume had been sampled at least once as part of the monitoring program. The report documenting this data was published in November 2014.² Both the ABGL and RP-1 parties provided potable water to residences in the area where well water contained TCE concentrations equal to or above 80 percent of the MCL for TCE (e.g. equal to or greater than 4.0 µg/l) by either water tank systems where potable water is delivered via truck or by bottled water service.

In July 2015, the RP-1 parties completed a draft feasibility study report for the South Archibald plume (Feasibility Study).³ The Feasibility Study established cleanup objectives for domestic water supply and plume remediation and evaluated alternatives to accomplish these objectives. In August 2015, a draft remedial action plan (RAP) was concurrently prepared by the RP-1 parties⁴ to present the preferred plume remediation and

² Erler & Kalinowski, Inc. (2014). *Supplemental Data Report Trichloroethene Plume Central Chino Basin*. Prepared for Aerojet Rocketdyne, Boeing, General Electric, and Lockheed Martin. November 19, 2014.

³ Dudek. (2015). *Draft Feasibility Study Report South Archibald Plume, Ontario, California*. Prepared for City of Ontario, City of Upland, and Inland Empire Utilities Agency. July 2015.

⁴ Dudek. (2015). *Draft Remedial Action Plan South Archibald Plume, Ontario, California*. Prepared for City of Ontario, City of Upland, and Inland Empire Utilities Agency. August 2015.

domestic water supply alternatives. A public review period followed, and two community meetings were held in September 2015 to educate the public about the plume, the Feasibility Study, and the RAP, and to solicit comments on these reports. In November 2015, the revised Draft Feasibility Study⁵ and RAP⁶ and responses to comments were completed to address input from the public, ABGL, and other parties.

In September 2016, the Regional Board issued the Final Stipulated Settlement and CAO R8-2016-0016 (Stipulated CAO) collectively to the RP-1 parties and the ABGL parties (excluding Northrop Grumman). The Stipulated CAO was adopted by all parties in November 2016, thus approving the preferred *Plume Remediation* and *Domestic Water Supply* alternatives identified in the RAP. The parties also reached a settlement agreement that aligned with the Stipulated CAO and authorized funding to initiate implementation of the plume remediation alternative.

REMEDIAL ACTION

Plume Remediation

The plume remediation alternative identified in the Feasibility Study, RAP, and Stipulated CAO involves the use of previously existing and newly constructed Chino Basin Desalter Authority (CDA) wells and treatment facilities. The RP-1 parties and the CDA reached a Joint Facility Development Agreement⁷ for implementation of a project designed to remediate the South Archibald plume. The proposed project includes the construction and operation of three new CDA wells (II-10, II-11, and II-12) and a dedicated pipeline to convey groundwater produced from these wells to the Chino-II Desalter treatment facility where TCE and other VOCs would be removed via air stripping. Existing CDA well I-11 would also be pumped into the air-stripping treatment facility as part of the project. The construction of wells II-10 and II-11 was completed in September 2015. The equipping of these wells was completed in 2018, and pumping initiated at wells II-11 and II-10 in July and September 2018, respectively. The construction of an onsite monitoring well near the proposed location of well II-12 was completed in 2019 and the construction of well II-12 was completed in November 2020. The equipping of well II-12 and construction of the dedicated raw water pipeline to convey groundwater from the three new wells and well I-11 to the Chino-II Desalter facility are currently underway.

Domestic Water Supply

The domestic water supply alternative identified in the Feasibility Study and RAP is a hybrid between the installation of tank systems for some residences where potable water is delivered from the City of Ontario and the installation of a pipeline to connect some residences to the City of Ontario potable water system. Pursuant to the Stipulated CAO, the Cities of Ontario and Upland have assumed the responsibility for implementing the domestic water supply alternative for private residences currently receiving bottled water due to TCE groundwater contamination. In February 2017, the Cities of Ontario and Upland submitted a *Domestic Water Supply Work Plan*⁸ to the Regional Board, outlining the approach to provide alternative

⁵ Dudek. (2015). *Draft Feasibility Study Report South Archibald Plume, Ontario, California*. Prepared for City of Ontario, City of Upland, and Inland Empire Utilities Agency. November 2015.

⁶ Dudek. (2015). *Draft Remedial Action Plan South Archibald Plume, Ontario, California*. Prepared for City of Ontario, City of Upland, and Inland Empire Utilities Agency. November 2015.

⁷ Agreement dated June 22, 2015.

⁸ Dudek. (2017). *Domestic Water Supply Work Plan South Archibald Plume, Ontario, California*. Prepared for the City of Ontario, City of Upland. February 2017.

water supplies to affected residences currently receiving bottled water. The Regional Board approved⁹ the work plan on March 3, 2017. At that time, 32 residences were using tank systems that were previously installed, and 21 residences were receiving bottled water. The alternative water supply options include:

- installation of a tank system;
- connection to an existing City of Ontario water main;
- connection to a future City of Ontario water main;
- or remain on bottled water.

In accordance with the schedule in the Stipulated CAO and the work plan, tank systems would be installed within six months of resident consent, connections to Ontario's existing municipal water system would be constructed within three months of resident consent, and construction and connection to a new water main would occur within 18 months of resident consent. Additionally, bottled water would be supplied to any newly affected residents immediately upon determining that TCE is present at concentrations greater than 4 µg/l.

MONITORING AND REPORTING

Pursuant to the Stipulated CAO, the Cities of Ontario and Upland are responsible for coordinating and conducting ongoing monitoring of the TCE concentrations in the plume and submitting an annual monitoring report to the Regional Board by December 31 of each year. A *Private Water Supply Well Sampling Work Plan*¹⁰ was submitted to the Regional Board on February 6, 2017 and approved on February 14, 2017.¹¹ The purpose of sampling is to track the plume extent and affected residences, and to ensure that an alternative water supply is provided to residences using water with TCE concentrations greater than 4 µg/l.

Pursuant to the February 2017 work plan, the Cities of Ontario and Upland conducted five rounds of sampling in 2017, 2018, 2019, and 2020 and the results were reported in annual groundwater monitoring reports submitted to the Regional Board. The annual reports are available on the GeoTracker online portal.¹²

In addition to the monitoring performed by the RP-1 parties, Watermaster routinely collects groundwater samples at private wells in the plume area. Watermaster uses the data obtained from its own monitoring efforts, with monitoring data collected by the CDA at the desalter wells, to delineate the South Archibald TCE plume as part of the biennial Chino Basin State of the Basin Report.

Since 2019, the City of Ontario and IEUA have been working with the CDA to design a monitoring and reporting plan pursuant to Section 2.2 of the *Proposition 1 Grant Agreement No. D1712507* for funding the expansion of the CDA facilities to cleanup groundwater in the South Archibald plume, termed the *Chino Basin Improvement and Groundwater Clean-up Project*. In addition to monitoring the remediation

⁹ Regional Board. (2017). *Letter from Kurt Berchtold to the City of Ontario. Domestic Water Supply Workplan – South Archibald Trichloroethylene Plume, Ontario, California*. March 3, 2017.

¹⁰ EEC Environmental. (2017). *Workplan – Private Water Supply Well Sampling. Ontario California*. Prepared for the City of Ontario. February 6, 2017.

¹¹ Regional Board. (2017). *Letter from Kurt Berchtold to the City of Ontario. Private Water Supply Sampling Work Plan – Selected Private Groundwater Wells and Taps, Ontario, California*. February 14, 2017.

¹² [GeoTracker online](#)

of the South Archibald plume, this project will help monitor the cleanup of nitrate and total dissolved solids (TDS) within the area of the plume. The California State Water Resources Control Board Division of Drinking Water (DDW) and the Regional Board are both involved in the review process of this monitoring and reporting plan. Pursuant to requirements in the Proposition 1 Grant Agreement, the Regional Board and the DDW requested the construction of at least two additional monitoring wells: one to be located just up gradient of well II-12 (II-MW-4), and one to be located within the area of the highest concentration of TCE within the plume (II-MW-5).^{13,14} The CDA and IEUA have been working with the Regional Board on comments and response to comments on draft versions of the monitoring and reporting plan for the *Proposition 1 Grant Agreement No. D1712507* since the latter part of 2019.^{15,16} The final monitoring and reporting plan was submitted to the Regional Board in January 2021.¹⁷

RECENT ACTIVITY

In accordance with the Stipulated CAO, the Cities of Ontario and Upland conducted annual sampling in October and November 2020 and documented the sampling activities and results in the *2020 Annual Groundwater Monitoring Report*.¹⁸ During the 2020 sampling, TCE was detected in 29 of the 35 residential and agricultural well or tap samples, with TCE concentrations ranging from 0.16 to 61 µg/l. Exhibit 1 shows the extent of TCE plume greater than or equal to 5 µg/l, as presented in the *2020 Annual Groundwater Monitoring Report*.

As of November 2020, 30 residences are supplied with water by 25 tank systems. Ten of these tank systems are located at the western edge of the plume where TCE concentrations have been stable or declining over time. No new residences were added to the alternative water supply in 2020 based on the annual monitoring results. Five residences remain on bottled water supply.

Following the review of the *2020 Annual Groundwater Monitoring Report*, the Regional Board requested¹⁹ the RP-1 parties to:

¹³ [CDA Board of Directors July 2020 Meeting Agenda and Minutes](#).

¹⁴ Regional Board (2020). *Comments on Responses to Comments on Monitoring and Reporting Plan and Request for Additional Monitoring for Inland Empire Utilities Agency and Chino Basin Desalter Authority Clean-Up Project (Grant Agreement No. D1712507)*. April 24, 2020.

¹⁵ Regional Board (2020). *Comments on Monitoring and Reporting Plan and Request for Additional Monitoring for Inland Empire Utilities Agency and Chino Basin Desalter Authority Clean-Up Project (Grant Agreement No. D1712507)*. January 31, 2020.

¹⁶ Region Board (2020). *Comments on Draft Monitoring Plan and Draft Project Assessment and Evaluation Plan for Inland Empire Utilities Agency and Chino Basin Desalter Authority Clean-Up Project (Grant Agreement No. D1712507)*. April 24, 2020.

¹⁷ Hazen and Sawyer. (2021). *Monitoring Plan – Chino Basin Improvement and Groundwater Clean-up Project*. Prepared for CDA and IEUA. January 2021.

¹⁸ Dudek. (2020). *Annual Groundwater Monitoring Report – South Archibald TCE Plume, Ontario, California*. Prepared for the Cities of Ontario and Upland. December 2020.

¹⁹ Regional Board. (2021). *Comments on 2020 Annual Groundwater Monitoring Report for Private Water Supply Wells, South Archibald TCE Plume, Ontario, California (Stipulated Cleanup and Abatement Order No. R8-2016-0016) (Global ID T10000004658; PCA #2080137)*. January 21, 2021.

- Provide additional communication to impacted residences and commercial offices that have not responded to previous offers for alternative water supply for alternative water supply.
- Collaborate with the Regional Board to distribute a fact sheet to residences overlying the plume on the health and environmental impacts of Per- and Polyfluoroalkyl substances (PFAS), their presence at the nearby CDA wells and resources on the sampling and testing.
- Submit 2021 Domestic Water Supply Workplan by July 1, 2021.

In January 2021, the CDA and IEUA submitted the final *Monitoring Plan - Chino Basin Improvement and Groundwater Clean-up Project*²⁰ to the Regional Board pursuant to the requirements in the Proposition 1 Grant Agreement No. D1712507 (Monitoring Plan). The purpose of the Monitoring Plan is to monitor TCE, nitrate, and TDS within and near the plume to monitor the performance of the CDA expansion project designed to remediate these contaminants. Quarterly reporting will be submitted to the Regional Board pursuant to this plan for the first five years.

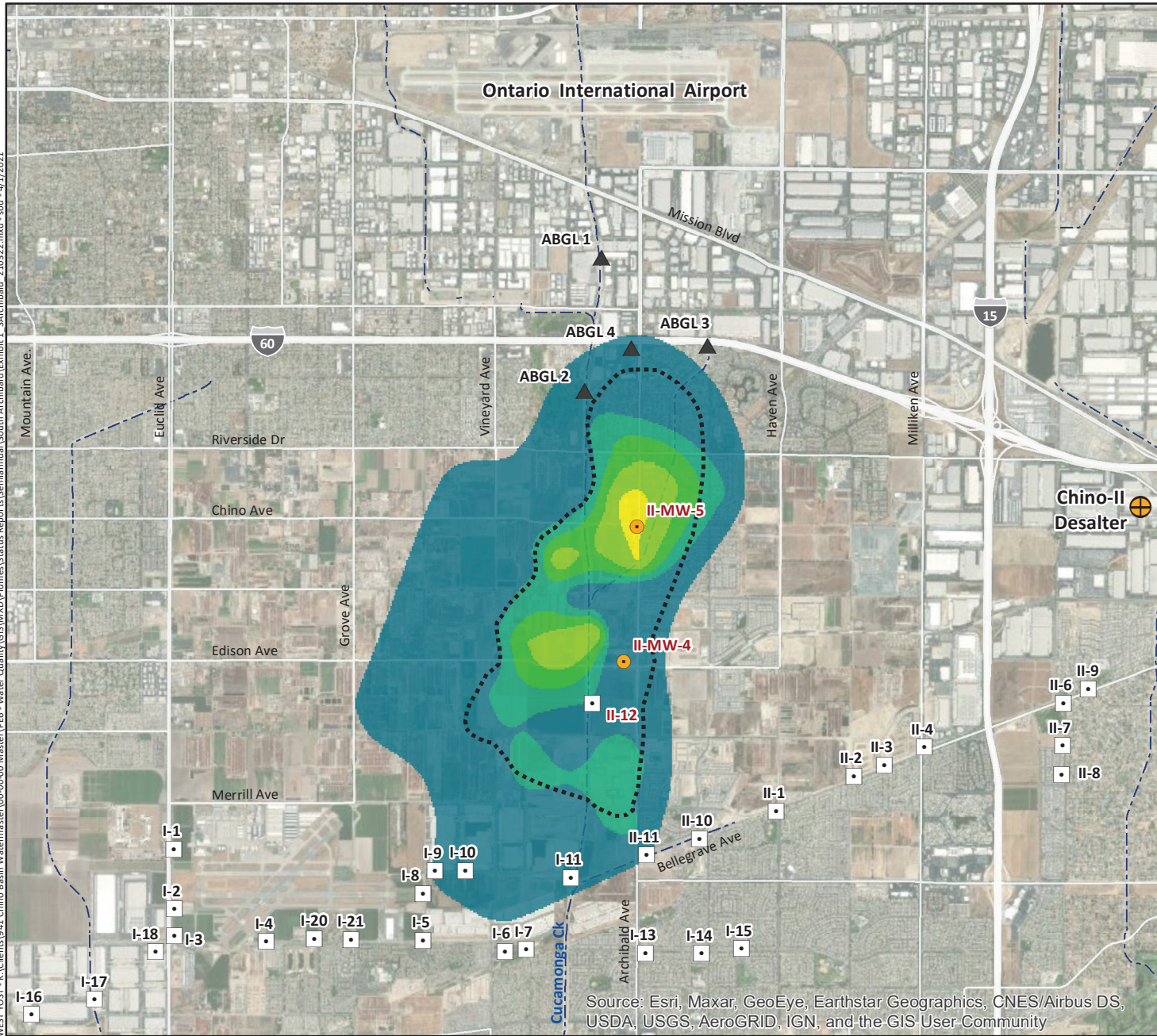
Two new monitoring wells II-MW-4 and II-MW-5 are included as part of Monitoring Plan. The construction of II-MW-5 was completed in March 2021, and drilling for II-MW-4 is currently underway. The approximate locations of II-MW-4 and II-MW-5 are shown in Exhibit 1. The Monitoring Plan includes monitoring for 1,2,3-trichloropropane, 1,4-dioxane, perchlorate, and hexavalent chromium at II-MW-5 for two sampling events: 1) one during the completion of well construction, and 2) one year after the completion of well construction. If these initial sampling results show concentrations of these constituent(s) above 80% of their respective MCLs or notification levels, these constituents will be added to the Monitoring Plan for wells II-MW-4 and II-MW-5.

The CDA completed the construction of well II-12 in November 2020 and the Regional Board approved the well equipping plan for well II-12 on February 12, 2021²¹. The equipping of well II-12 and the construction of the dedicated raw water pipeline and the decarbonator for Chino-II Desalter are estimated for completion in June 2021.

²⁰ Hazen and Sawyer. (2021). *Monitoring Plan – Chino Basin Improvement and Groundwater Clean-up Project*. Prepared for CDA and IEUA. January 2021.

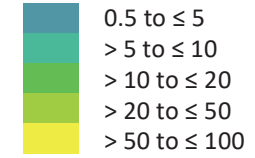
²¹ Regional Board. (2021). *Comments on Inland Empire Utilities Agency’s Response to the Northern Well Design Report for South Archibald Plume Remedy – Pursuant to Stipulated Settlement and Cleanup and Abatement Order No. R8-2016-0016 (Global ID# T100000046858; PCA #2080137)*. February 12, 2021.

WEST YOST - K:\Clients\941 Chino Basin Watermaster\00-00-00 Master\PE6 - Water Quality\GIS\WQP\Plumes\Status Reports\Semianual\South Archibald\Exhibit 1 - SArchibald_210322.mxd - sou - 4/1/2021



Maximum TCE Concentration (µg/l)

July 2013 to June 2018



(Delineated by Watermaster in the 2018 State of the Basin Report)

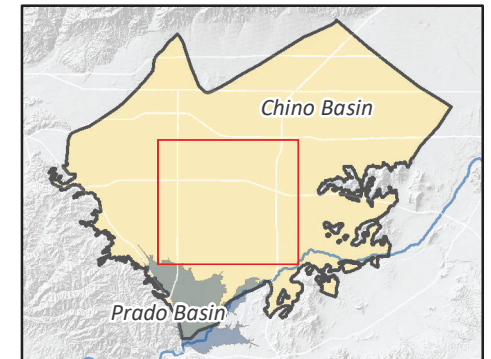
Approximate Extent of TCE greater than or equal to 5 µg/l as delineated in the 2020 Annual Groundwater Monitoring Report (Dudek, 2020)

Chino Basin Desalter Authority

- Existing Production Wells
- Proposed Monitoring Well
- ⊕ Chino-II Desalter Treatment Facility
- ▲ ABGL Monitoring Well

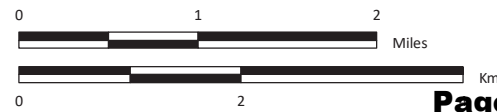
Streams & Flood Control Channels

*Red labels indicate wells that are specifically discussed in the report.



Source: Esri, Maxar, GeoEye, Earthstar Geographics, CNES/Airbus DS, USDA, USGS, AeroGRID, IGN, and the GIS User Community

Prepared by:



Prepared for:

Chino Basin Watermaster
Semi-Annual Plume Report
South Archibald



South Archibald
TCE Plume