

CHINO BASIN WATERMASTER



NOTICE OF MEETINGS

Thursday, November 17, 2022

9:00 a.m. – Advisory Committee Meeting
11:00 a.m. – Watermaster Board Meeting

CHINO BASIN WATERMASTER

Thursday, November 17, 2022

9:00 a.m. – Advisory Committee Meeting

11:00 a.m. – Watermaster Board Meeting

AGENDAS

**CHINO BASIN WATERMASTER
ADVISORY COMMITTEE MEETING**

9:00 a.m. – November 17, 2022

Mr. Chris Berch, Chair

Mr. Brian Geye, Vice-Chair

At The Offices Of

Chino Basin Watermaster

9641 San Bernardino Road

Rancho Cucamonga, CA 91730

(Meeting can also be taken remotely via Zoom at this [link](#))

AGENDA

CALL TO ORDER

ROLL CALL

AGENDA – ADDITIONS/REORDER

I. CONSENT CALENDAR

All matters listed under the Consent Calendar are considered to be routine and non-controversial and will be acted upon by one motion in the form listed below. There will be no separate discussion on these items prior to voting unless any members, staff, or the public requests specific items be discussed and/or removed from the Consent Calendar for separate action.

A. MINUTES

Approve as presented:

1. Minutes of the Advisory Committee Meeting held October 20, 2022 *(Page 1)*

B. FINANCIAL REPORTS

Receive and file as presented:

1. Cash Disbursements for the month of September 2022 *(Page 16)*
2. Watermaster VISA Check Detail for the month of September 2022 *(Page 29)*
3. Combining Schedule for the Period July 1, 2022 through September 30, 2022 *(Page 32)*
4. Treasurer's Report of Financial Affairs for the Period September 1, 2022 through September 30, 2022 *(Page 35)*
5. Budget vs. Actual Report for the Period July 1, 2022 through September 30, 2022 *(Page 39)*
6. Cash Disbursements for October 2022 (Information Only) *(Page 64)*

C. ANNUAL FINDING OF SUBSTANTIAL COMPLIANCE WITH THE RECHARGE MASTER PLAN

Recommend to the Watermaster Board to adopt the finding that Watermaster is in substantial compliance with the Recharge Master Plan. *(Page 75)*

D. 2021/22 ANNUAL REPORT OF THE GROUND-LEVEL MONITORING COMMITTEE

Recommend to the Watermaster Board to approve the 2021/22 Annual Report of the Ground-Level Monitoring Committee, and direct staff to file a copy with the Court. *(Page 84)*

E. APPLICATION: RECHARGE – JURUPA COMMUNITY SERVICES DISTRICT

Recommend to the Watermaster Board to approve Jurupa Community Services District's Application for Recharge and direct Watermaster staff to account for this recharge. *(Page 88)*

F. APPLICATION: LOCAL STORAGE AGREEMENTS – APPROPRIATIVE POOL

Recommend to the Watermaster Board to approve the Application for Local Storage Agreements as presented. *(Page 99)*

G. CALENDAR YEAR 2023 ADVISORY COMMITTEE VOLUME VOTE

Approve the Calendar Year 2023 Advisory Committee Volume Vote as presented. Subject to Board approval of the Fiscal Year 2022/23 Assessment Package. *(Page 106)*

II. BUSINESS ITEMS *(Page 111)*

A. FISCAL YEAR 2022/23 BUDGET AMENDMENT (A-22-11-01) PROPOSAL FOR ENGINEERING SERVICES FOR CHINO BASIN WATERMASTER TO DEVELOP A PLAN FOR RECHARGE PROJECTS

Approve the Budget Amendment (A-22-11-01) as presented.

B. FISCAL YEAR 2022/23 BUDGET AMENDMENT (A-22-11-02) FOR TOM DODSON AND ASSOCIATES SERVICES *(Page 117)*

Approve the Budget Amendment (A-22-11-02) as presented.

C. FISCAL YEAR 2022/23 ASSESSMENT PACKAGE *(Page 125)*

Review Fiscal Year 2022/23 Assessment Package as presented and offer advice to Watermaster.

D. RESOLUTION TO LEVY REPLENISHMENT AND ADMINISTRATIVE ASSESSMENTS FOR FISCAL YEAR 2022/23, BASED ON PRODUCTION YEAR 2021/22 *(Page 172)*

Recommend to the Watermaster Board to adopt Resolution 2022-10 as presented.

III. REPORTS/UPDATES

A. WATERMASTER LEGAL COUNSEL

1. November 3, 2022 Hearing
2. November 18, 2022 Hearing
3. December 16, 2022 Hearing
4. Kaiser Permanente Lawsuit
5. Rules and Regulations Update

B. ENGINEER

1. Ground-Level Monitoring Committee
2. Safe Yield Court Order Implementation

C. CHIEF FINANCIAL OFFICER

1. Fiscal Year 2022/23 Assessment Invoicing

D. GENERAL MANAGER

1. Status Report: 2020 OBMP
2. Board Workshop IV: December 5th at 8:30am
3. Watermaster Holiday Charity Event
4. December Meetings
5. Other

E. INLAND EMPIRE UTILITIES AGENCY *(Page 178)*

1. MWD Update (Written)
2. State and Federal Legislative Reports (Written)
3. Community Outreach/Public Relations Report (Written)

F. METROPOLITAN MEMBER AGENCY REPORTS

IV. COMMITTEE MEMBER COMMENTS

V. OTHER BUSINESS

VI. CONFIDENTIAL SESSION – POSSIBLE ACTION

A Confidential Session may be held during the Advisory Committee meeting for the purpose of discussion and possible action

VII. FUTURE MEETINGS AT WATERMASTER

11/17/22	Thu	9:00 a.m.	Advisory Committee
11/17/22	Thu	11:00 a.m.	Watermaster Board*
12/05/22	Mon	8:30 a.m.	CBWM Board Workshop IV (Held At The Frontier Project)
12/13/22	Tue	10:00 a.m.	Ground-Level Monitoring Committee (GLMC)
12/14/22	Wed	1:30 p.m.	Safe Yield Court Order – Data Collection and Evaluation Workshop 1
01/12/23	Thu	9:00 a.m.	Appropriative Pool Committee (Annual)
01/12/23	Thu	11:00 a.m.	Non-Agricultural Pool Committee (Annual)
01/12/23	Thu	1:30 p.m.	Agricultural Pool Committee (Annual)
01/19/23	Thu	9:00 a.m.	Advisory Committee
01/26/23	Thu	11:00 a.m.	Watermaster Board

* The November 2022 Watermaster Board meeting is being advanced by a week due to the Thanksgiving Holiday.

Watermaster will be dark in December and can assist with any special meetings as requested. All regularly scheduled meetings will resume in January 2023.

ADJOURNMENT

THIS PAGE
LEFT
INTENTIONALLY
BLANK
FOR PAGINATION

**CHINO BASIN WATERMASTER
WATERMASTER BOARD MEETING**

11:00 a.m. – November 17, 2022

Mr. Jim Curatalo, Chair

Mr. Jeff Pierson, Vice-Chair

At The Offices Of

Chino Basin Watermaster

9641 San Bernardino Road

Rancho Cucamonga, CA 91730

AGENDA

FLAG SALUTE

CALL TO ORDER

ROLL CALL

PUBLIC COMMENTS

This is an opportunity for members of the public to address the Board on any short non-agenda items that are within the subject matter jurisdiction of the Chino Basin Watermaster. No discussion or action can be taken on matters not listed on the agenda, per the Brown Act. Each member of the public who wishes to comment shall be allotted three minutes, and no more than three individuals shall address the same subject.

RECOGNITION OF OUTGOING MEMBERS' SERVICE ON THE WATERMASTER BOARD

AGENDA – ADDITIONS/REORDER

I. CONSENT CALENDAR

All matters listed under the Consent Calendar are considered to be routine and non-controversial and will be acted upon by one motion in the form listed below. There will be no separate discussion on these items prior to voting unless any members, staff, or the public requests specific items be discussed and/or removed from the Consent Calendar for separate action.

A. MINUTES

Approve as presented:

1. Minutes of the Watermaster Board Meeting held October 27, 2022 (*Page 7*)

B. FINANCIAL REPORTS

Receive and file as presented:

1. Cash Disbursements for the month of September 2022 (*Page 16*)
2. Watermaster VISA Check Detail for the month of September 2022 (*Page 29*)
3. Combining Schedule for the Period July 1, 2022 through September 30, 2022 (*Page 32*)
4. Treasurer's Report of Financial Affairs for the Period September 1, 2022 through September 30, 2022 (*Page 35*)
5. Budget vs. Actual Report for the Period July 1, 2022 through September 30, 2022 (*Page 39*)
6. Cash Disbursements for October 2022 (Information Only) (*Page 64*)

C. ANNUAL FINDING OF SUBSTANTIAL COMPLIANCE WITH THE RECHARGE MASTER PLAN

Adopt the finding that Watermaster is in substantial compliance with the Recharge Master Plan. (*Page 75*)

- D. 2021/22 ANNUAL REPORT OF THE GROUND-LEVEL MONITORING COMMITTEE** *(Page 84)*
Approve the 2021/22 Annual Report of the Ground-Level Monitoring Committee, and direct staff to file a copy with the Court.
- E. APPLICATION: RECHARGE – JURUPA COMMUNITY SERVICES DISTRICT** *(Page 88)*
Approve Jurupa Community Services District’s Application for Recharge and direct Watermaster staff to account for this recharge.
- F. APPLICATION: LOCAL STORAGE AGREEMENTS – APPROPRIATIVE POOL** *(Page 99)*
Approve the Application for Local Storage Agreements as presented.

II. BUSINESS ITEMS

- A. FISCAL YEAR 2022/23 BUDGET AMENDMENT (A-22-11-01) PROPOSAL FOR ENGINEERING SERVICES FOR CHINO BASIN WATERMASTER TO DEVELOP A PLAN FOR RECHARGE PROJECTS** *(Page 111)*
Adopt the Budget Amendment (A-22-11-01) as presented.
- B. FISCAL YEAR 2022/23 BUDGET AMENDMENT (A-22-11-02) FOR TOM DODSON AND ASSOCIATES SERVICES** *(Page 117)*
Adopt the Budget Amendment (A-22-11-02) as presented.
- C. FISCAL YEAR 2022/23 ASSESSMENT PACKAGE** *(Page 125)*
Approve the Fiscal Year 2022/23 Assessment Package as presented.
- D. RESOLUTION TO LEVY REPLENISHMENT AND ADMINISTRATIVE ASSESSMENTS FOR FISCAL YEAR 2022/23, BASED ON PRODUCTION YEAR 2021/22** *(Page 172)*
Adopt Resolution 2022-10 as presented.

III. REPORTS/UPDATES

A. WATERMASTER LEGAL COUNSEL

- 1. November 3, 2022 Hearing
- 2. November 18, 2022 Hearing
- 3. December 16, 2022 Hearing
- 4. Kaiser Permanente Lawsuit
- 5. Rules and Regulations Update

B. ENGINEER

- 1. Ground-Level Monitoring Committee
- 2. Safe Yield Court Order Implementation

C. CHIEF FINANCIAL OFFICER

- 1. Fiscal Year 2022/23 Assessment Invoicing

D. GENERAL MANAGER

- 1. Status Report: 2020 OBMP
- 2. Board Workshop IV: December 5th at 8:30am
- 3. Watermaster Holiday Charity Event
- 4. December Meetings
- 5. Other

IV. BOARD MEMBER COMMENTS

V. OTHER BUSINESS

VI. CONFIDENTIAL SESSION – POSSIBLE ACTION

Pursuant to Article II, Section 2.6, of the Watermaster Rules & Regulations, a Confidential Session may be held during the Watermaster Board meeting for the purpose of discussion and possible action.

1. CONFERENCE WITH LEGAL COUNSEL – PENDING LITIGATION:

- a) Chino Basin Municipal Water District v. City of Chino et al., San Bernardino County Superior Court Case No: RCVRS51010

VII. FUTURE MEETINGS AT WATERMASTER

11/17/22	Thu	9:00 a.m.	Advisory Committee
11/17/22	Thu	11:00 a.m.	Watermaster Board*
12/05/22	Mon	8:30 a.m.	CBWM Board Workshop IV (Held At The Frontier Project)
12/13/22	Tue	10:00 a.m.	Ground-Level Monitoring Committee (GLMC)
12/14/22	Wed	1:30 p.m.	Safe Yield Court Order – Data Collection and Evaluation Workshop 1
01/12/23	Thu	9:00 a.m.	Appropriative Pool Committee (Annual)
01/12/23	Thu	11:00 a.m.	Non-Agricultural Pool Committee (Annual)
01/12/23	Thu	1:30 p.m.	Agricultural Pool Committee (Annual)
01/19/23	Thu	9:00 a.m.	Advisory Committee
01/26/23	Thu	11:00 a.m.	Watermaster Board

* The Watermaster Board meeting is being advanced by a week due to the Thanksgiving Holiday.

Watermaster will be dark in December and can assist with any special meetings as requested. All regularly scheduled meetings will resume in January 2023.

ADJOURNMENT

THIS PAGE
LEFT
INTENTIONALLY
BLANK
FOR PAGINATION

CHINO BASIN WATERMASTER

I. CONSENT CALENDAR (Advisory Committee Only)

A. MINUTES

1. Advisory Committee Meeting held October 20, 2022

DRAFT MINUTES
CHINO BASIN WATERMASTER
ADVISORY COMMITTEE MEETING

October 20, 2022

The Advisory Committee meeting was held at the Watermaster offices located at 9641 San Bernardino Road, Rancho Cucamonga, CA., and via Zoom (conference call and web meeting) on October 20, 2022.

ADVISORY COMMITTEE MEMBERS PRESENT

• **APPROPRIATIVE POOL COMMITTEE MEMBERS PRESENT AT WATERMASTER**

Chris Berch, Chair	Jurupa Community Services District
Ron Craig	City of Chino Hills
Chris Diggs	City of Pomona
Eduardo Espinoza for John Bosler	Cucamonga Valley Water District
Josh Swift	Fontana Union Water Company
Cris Fealy	Fontana Water Company
Brian Lee	San Antonio Water Company

• **APPROPRIATIVE POOL COMMITTEE MEMBERS PRESENT ON ZOOM**

Dave Crosley	City of Chino
Courtney Jones	City of Ontario
Braden Yu	City of Upland
Justin Scott-Coe	Monte Vista Irrigation Company
Justin Scott-Coe	Monte Vista Water District

• **NON-AGRICULTURAL POOL COMMITTEE MEMBERS PRESENT AT WATERMASTER**

Brian Geye, Vice-Chair	California Speedway Corporation
------------------------	---------------------------------

• **NON-AGRICULTURAL POOL COMMITTEE MEMBERS PRESENT ON ZOOM**

Christopher Quach	City of Ontario
-------------------	-----------------

• **AGRICULTURAL POOL COMMITTEE MEMBERS PRESENT AT WATERMASTER**

Jeff Pierson, Second Vice-Chair	Crops
---------------------------------	-------

• **AGRICULTURAL POOL COMMITTEE MEMBERS PRESENT ON ZOOM**

Pete Hall	State of California
-----------	---------------------

WATERMASTER BOARD MEMBERS PRESENT ON ZOOM

Bob Bowcock	CalMat Co.
James Curatalo	Minor Representative
Bob Kuhn	Three Valleys Municipal Water District
Mike Gardner	Western Municipal Water District

WATERMASTER STAFF PRESENT

Peter Kavounas	General Manager
Joseph Joswiak	Chief Financial Officer
Edgar Tellez Foster	Water Resources Mgmt. and Planning Dir.
Anna Nelson	Director of Administration
Justin Nakano	Water Resources Technical Manager
Frank Yoo	Data Services and Judgment Reporting Mgr.
Janine Wilson	Senior Accountant
Denise Morales	Executive Assistant II/Board Clerk
Ruby Favela	Administrative Assistant
Alex Moore	Administrative Assistant

Alonso Jurado
David Huynh

Senior Field Operations Specialist
Senior Field Operations Specialist

WATERMASTER CONSULTANTS PRESENT ON ZOOM

Brad Herrema
Andy Malone

Brownstein Hyatt Farber Schreck, LLP
West Yost

OTHERS PRESENT AT WATERMASTER

Amanda Coker
Bryan Smith

Cucamonga Valley Water District
Jurupa Community Services District

OTHERS PRESENT ON ZOOM

Natalie Avila
Nicole deMoet
Luis Cetina
Rob Hills
Jiwon Seung
Tarren Alicia Torres
Ben Lewis
Christiana Daisy
Shivaji Deshmukh
Stephanie Reimer
Stephanie Reimer
John Lopez
Bill Wyat
Marilyn Levin
Alberto Mendoza
Matthew Litchfield
Joshua Aguilar
Mallory Gandara
Richard Rees

City of Chino
City of Upland
Cucamonga Valley Water District
Cucamonga Valley Water District
Cucamonga Valley Water District
Egoscue Law Group, Inc.
Golden State Water Company
Inland Empire Utilities Agency
Inland Empire Utilities Agency
Monte Vista Irrigation Company
Monte Vista Water District
Santa Ana River Water Company
Sheppard, Mullin, Richter & Hampton
Agricultural Pool – State of California
TAMCO
Three Valleys Municipal Water District
Western Municipal Water District
Western Municipal Water District
WSP

CALL TO ORDER

Chair Berch called the Advisory Committee meeting to order at 9:00 a.m.

ROLL CALL

(0:00:11) Ms. Morales conducted the roll call and announced that a quorum was present.

AGENDA – ADDITIONS/REORDER

I. CONSENT CALENDAR

All matters listed under the Consent Calendar are considered to be routine and non-controversial and will be acted upon by one motion in the form listed below. There will be no separate discussion on these items prior to voting unless any members, staff, or the public requests specific items be discussed and/or removed from the Consent Calendar for separate action.

A. MINUTES

Approve as presented:

1. Minutes of the Advisory Committee Meeting held September 15, 2022

B. FINANCIAL REPORTS

Receive and file as presented:

1. Cash Disbursements for the month of August 2022
2. Watermaster VISA Check Detail for the month of August 2022
3. Combining Schedule for the Period July 1, 2022 through August 31, 2022
4. Treasurer's Report of Financial Affairs for the Period August 1, 2022 through August 31, 2022
5. Budget vs. Actual Report for the Period July 1, 2022 through August 31, 2022
6. Cash Disbursements for September 2022 (Information Only)

(0:03:00)

*Motion by Mr. Chris Diggs, seconded by Vice-Chair Brian Geye, and passed unanimously.
Moved to approve the Consent Calendar as presented.*

II. **BUSINESS ITEMS**

A. **IEUA/JCSD/CBWM COST SHARING AGREEMENT OF BASIN PLAN AMENDMENT ENVIRONMENTAL REVIEW**

Approve the cost sharing agreement as presented.

(0:03:29) Mr. Kavounas gave a report. A discussion ensued.

(0:06:39)

*Motion by Mr. Chris Diggs, seconded by Second Vice-Chair Jeff Pierson, and passed unanimously by volume vote as attached to these minutes
Moved to approve Business Item II.A. as presented.*

III. **REPORTS/UPDATES**

A. **LEGAL COUNSEL**

1. San Bernardino County Superior Court Emergency Order
2. November 3, 2022 Hearing
3. November 18, 2022 Hearing
4. Governor's Executive Order N-7-22
5. Kaiser Permanente Lawsuit
6. Rules and Regulations Update

(0:10:11) Mr. Herrema gave a report.

B. **ENGINEER**

1. Safe Yield Court Order Implementation
2. Ground-Level Monitoring Committee
3. FY 2021/22 Annual Streamflow Monitoring Report
4. Annual Plume Status Reports

(0:11:30) Mr. Malone gave a report.

C. **CHIEF FINANCIAL OFFICER**

None

D. **GENERAL MANAGER**

1. 2020 OBMP
2. Water Activity Reports
3. Assessment Package
4. Funding Opportunities
5. SNMP Presentation
6. Workshop IV
7. Supplemental Water Tracking Flowchart

8. Other

(0:12:26) Mr. Kavounas reported on Item 1, and stated that the Project Description was nearly complete though there will likely be a delay in distribution of the same to the parties to allow for better coordination with IEUA staff; as originally planned a workshop will follow approximately two weeks after distribution of the Project Description. Additionally, Mr. Kavounas reported that he has confirmed interest among stakeholders in moving forward with Watermaster-led facilitation of the OBMP Implementation Plan Update; Mr. Kavounas asked for feedback on the process and a discussion ensued. Mr. Kavounas continued with Items 2 - 4 and mentioned the table showing Funding Opportunities stored on Watermaster's website. He then stated that all other GM report items remain the same as was reported to the Pool Committees last week.

E. INLAND EMPIRE UTILITIES AGENCY

1. MWD Update (Written)
2. State and Federal Legislative Reports (Written)
3. Community Outreach/Public Relations Report (Written)

F. METROPOLITAN MEMBER AGENCY REPORTS

IV. INFORMATION

1. Chino Airport and South Archibald Plumes Semi-Annual Status Reports
2. Annual Plume Status Reports

V. COMMITTEE MEMBER COMMENTS

None

VI. OTHER BUSINESS

None

VII. CONFIDENTIAL SESSION - POSSIBLE ACTION

A Confidential Session may be held during the Advisory Committee meeting for the purpose of discussion and possible action.

None

ADJOURNMENT

Chair Berch adjourned the Advisory Committee meeting at 9:19 a.m.

Secretary: _____

Approved: _____

Attachments:

1. 20221020 Volume Vote Outcome for Business Item II.A. (IEUA/JCSD/CBWM Cost Sharing Agreement of Basin Plan Amendment Environmental Review)



(Business Item II.A IEUA/JCSD/CBWM Cost Sharing Agreement of Basin Plan Amendment)

2022 ADVISORY COMMITTEE VOLUME VOTE Assessment

Year 2021-2022 (Production Year 2020-2021)

**QUORUM
MET?**

YES

Enter Y or N in Each Cell

Party	Present (Y/N)	Vote (Y/N)	Assigned	Reallocated	Available	Quorum	Total Yes
Minor 1	Y	Y	3.399	0.000	3.399	3.399	3.399
Minor 2	Y	Y	3.399	0.000	3.399	3.399	3.399
Chino Hills, City Of	Y	Y	2.700	0.000	2.700	2.700	2.700
Chino, City Of	Y	Y	4.170	0.000	4.170	4.170	4.170
Cucamonga Valley Water District	Y	Y	5.400	0.000	5.400	5.400	5.400
Fontana Union Water Company	Y	Y	4.371	0.000	4.371	4.371	4.371
Fontana Water Company	Y	Y	5.652	0.000	5.652	5.652	5.652
Jurupa Community Services District	Y	Y	6.828	0.000	6.828	6.828	6.828
Monte Vista Water District	Y	Y	7.141	0.000	7.141	7.141	7.141
Ontario, City Of	Y	Y	16.548	0.000	16.548	16.548	16.548
Pomona, City Of	Y	Y	12.365	0.000	12.365	12.365	12.365
Upland, City Of	Y	Y	3.027	0.000	3.027	3.027	3.027
AGRICULTURAL POOL	Y	Y	20.000	0.000	20.000	20.000	20.000
NON-AGRICULTURAL POOL	Y	Y	5.000	0.000	5.000	5.000	5.000
			100.000	0.000	100.000	100.000	100.000

CALCULATE
QUORUM

CALCULATE
VOTES

RESET ALL

RESET VOTES

"YES" VOTES
100.000%

"NO" VOTES
0.000%

PASSED

THIS PAGE
LEFT
INTENTIONALLY
BLANK
FOR PAGINATION

CHINO BASIN WATERMASTER

I. CONSENT CALENDAR (Watermaster Board Only)

A. MINUTES

1. Watermaster Board Meeting held on October 27, 2022

DRAFT MINUTES
CHINO BASIN WATERMASTER
WATERMASTER BOARD MEETING

October 27, 2022

The Watermaster Board meeting was held at the offices of the Chino Basin Watermaster located at 9641 San Bernardino Road, Rancho Cucamonga, CA, and via Zoom (conference call and web meeting) on October 27, 2022.

WATERMASTER BOARD MEMBERS PRESENT AT WATERMASTER

James Curatalo, Chair	Appropriative Pool – Minor Representative
Pete Hall	Agricultural Pool – State of CA
Brian Geye for Bob Bowcock	California Speedway Corporation
Scott Burton	Monte Vista Water District
Mike Gardner	Western Municipal Water District

WATERMASTER BOARD MEMBERS PRESENT ON ZOOM

Jeff Pierson, Vice Chair	Agricultural Pool – Crops
Marco Tule for Steve Elie	Inland Empire Utilities Agency
Betty Folsom	Jurupa Community Services District
Bob Kuhn, Secretary/Treasurer	Three Valleys Municipal Water District

WATERMASTER STAFF PRESENT

Peter Kavounas	General Manager
Joseph Joswiak	Chief Financial Officer
Edgar Tellez Foster	Water Resources Mgmt. & Planning Director
Anna Nelson	Director of Administration
Justin Nakano	Water Resources Technical Manager
Frank Yoo	Data Services and Judgment Reporting Mgr.
Janine Wilson	Senior Accountant
Denise Morales	Executive Assistant II/Board Clerk
Ruby Favela	Administrative Assistant
Alex Moore	Administrative Assistant
Alonso Jurado	Senior Field Operations Specialist

WATERMASTER CONSULTANTS PRESENT AT WATERMASTER

Scott Slater	Brownstein Hyatt Farber Schreck LLP
Jonathan Abadesco	Fedak & Brown LLP
Andy Malone	West Yost
Sodavy Ou	West Yost
Samantha Adams	West Yost

WATERMASTER CONSULTANTS PRESENT ON ZOOM

Brad Herrema	Brownstein Hyatt Farber Schreck, LLP
--------------	--------------------------------------

OTHERS PRESENT AT WATERMASTER

Amanda Coker	Cucamonga Valley Water District
Eduardo Espinoza	Cucamonga Valley Water District
Jiwon Seung	Cucamonga Valley Water District
Chris Berch	Jurupa Community Services District
Bryan Smith	Jurupa Community Services District
Laura Roughton	Western Municipal Water District

OTHERS PRESENT ON ZOOM

Gino Filippi	Agricultural Pool – Crops
Jimmy Medrano	Agricultural Pool – State of CA
Kati Parker	Appropriative Pool – Minor Representative
Natalie Avila	City of Chino

Dave Crosley
Eunice Ulloa
Ron Craig
Chris Diggs
Luis Cetina
Eric Grubb
Rob Hills
Tarren Alicia Torres
Ben Lewis
Christiana Daisy
Shivaji Deshmukh
Manny Martinez
Stephanie Reimer
Justin Scott-Coe
David De Jesus
Matthew Litchfield
John Lopez
Bill Wyatt
Marilyn Levin
Nicole deMoet
Mallory Gandara
Richard Rees

City of Chino
City of Chino
City of Chino Hills
City of Pomona
Cucamonga Valley Water District
Cucamonga Valley Water District
Cucamonga Valley Water District
Egoscue Law Group, Inc.
Golden State Water Company
Inland Empire Utilities Agency
Inland Empire Utilities Agency
Monte Vista Water District
Monte Vista Water District
Monte Vista Water District
Three Valleys Municipal Water District
Three Valleys Municipal Water District
Santa Ana River Water Company
Sheppard, Mullin, Richter & Hampton
State of California – DOJ
West End Consolidated Company
Western Municipal Water District
Wood plc

FLAG SALUTE

Chair Curatalo led the Board in the flag salute.

CALL TO ORDER

Chair Curatalo called the Watermaster Board meeting to order at 11:03 a.m.

ROLL CALL

(00:00:41) Ms. Morales conducted the roll call and announced that a quorum was present.

PUBLIC COMMENTS

This is an opportunity for members of the public to address the Board on any short non-agenda items that are within the subject matter jurisdiction of the Chino Basin Watermaster. No discussion or action can be taken on matters not listed on the agenda, per the Brown Act. Each member of the public who wishes to comment shall be allotted three minutes, and no more than three individuals shall address the same subject.

AGENDA – ADDITIONS/REORDER

I. CONSENT CALENDAR

All matters listed under the Consent Calendar are considered to be routine and non-controversial and will be acted upon by one motion in the form listed below. There will be no separate discussion on these items prior to voting unless any members, staff, or the public requests specific items be discussed and/or removed from the Consent Calendar for separate action.

A. MINUTES

Approve as presented:

1. Minutes of the Watermaster Board Meeting held September 22, 2022

B. FINANCIAL REPORTS

Receive and file as presented:

1. Cash Disbursements for the month of August 2022
2. Watermaster VISA Check Detail for the month of August 2022
3. Combining Schedule for the Period July 1, 2022 through August 31, 2022
4. Treasurer's Report of Financial Affairs for the Period August 1, 2022 through August 31, 2022
5. Budget vs. Actual Report for the Period July 1, 2022 through August 31, 2022
6. Cash Disbursements for September 2022 (Information Only)

C. OUTSOURCING OF HUMAN RESOURCES FUNCTIONS WITH TALENT ADVISERS, LLC

Approve and authorize the General Manager to execute the agreement with Talent Advisers, LLC on behalf of Watermaster effective November 1, 2022.

D. RESOLUTION 2022-09 AUTHORIZING REMOTE TELECONFERENCE MEETINGS UNDER BROWN ACT

Adopt Resolution 2022-09 Authorizing Remote Teleconference Meetings under the Ralph M. Brown Act.

(00:03:11)

Motion by Mr. Mike Gardner, seconded by Mr. Brian Geye, and passed unanimously by roll call vote as attached to these minutes.

Moved to approve the Consent Calendar as presented.

II. BUSINESS ITEMS

A. CHINO BASIN WATERMASTER ANNUAL FINANCIAL REPORT FOR THE FISCAL YEARS ENDED JUNE 30, 2022 AND 2021; AND THE CHINO BASIN WATERMASTER MANAGEMENT REPORT FOR JUNE 30, 2022

Receive and file (1) the Chino Basin Watermaster Annual Financial Report for the Fiscal Years Ended June 30, 2022 and 2021 dated October 27, 2022 and (2) the Chino Basin Watermaster Management Report for June 30, 2022 dated October 27, 2022.

(00:05:31) Mr. Joswiak introduced Mr. Jonathan Abadesco of Fedak & Brown who gave a report.

(00:12:16)

Motion by Mr. Mike Gardner, seconded by Mr. Pete Hall and passed unanimously by roll call vote as attached to these minutes.

Moved to receive and file Business Item II.A. as presented.

B. IEUA/JCSD/CBWM COST SHARING AGREEMENT OF BASIN PLAN AMENDMENT ENVIRONMENTAL REVIEW

Approve the cost sharing agreement as presented and authorize the General Manager to execute the agreement on behalf of Watermaster subject to any non-substantive changes.

(00:14:16) Mr. Tellez Foster gave a report.

(00:15:21)

Motion by Vice-Chair Jeff Pierson, seconded by Mr. Brian Geye and passed unanimously by roll call vote as attached to these minutes.

Moved to approve Business Item II.B. as presented.

III. REPORTS/UPDATES

A. WATERMASTER LEGAL COUNSEL

1. San Bernardino County Superior Court Emergency Order
2. November 3, 2022 Hearing
3. November 18, 2022 Hearing
4. Governor's Executive Order N-7-22
5. Kaiser Permanente Lawsuit
6. Rules and Regulations Update

(00:17:20) Mr. Slater gave a report.

B. ENGINEER

1. Safe Yield Court Order Implementation
2. Ground-Level Monitoring Committee
3. FY 2021/22 Annual Streamflow Monitoring Report
4. Annual Plume Status Reports

(00:21:36) Mr. Malone gave a report. A discussion ensued.

C. CHIEF FINANCIAL OFFICER

(00:29:30) Mr. Joswiak expressed that the success of Watermaster's audit was due to the contributions of all staff, in particular Ms. Wilson, who has worked alongside Mr. Joswiak for 12 of her 22 years with Watermaster.

D. GENERAL MANAGER

1. 2020 OBMP
2. Fiscal Year 2022/23 Assessment Package
3. Funding Opportunities
4. First Organization Performance Report Fiscal Year 2022/23 (Oct 2022)
5. Board Workshop IV
6. November 2022 Meetings
7. New Employee Introduction
8. Other

(00:30:43) Mr. Kavounas reported on Item 1 and stated that the Project Description was nearly complete though there will likely be a delay in distribution of the same to the parties to allow for better coordination with IEUA staff as originally planned a workshop will follow approximately two weeks after distribution of the Project Description. Mr. Kavounas mentioned the possibility of Mr. Scott Slater facilitating the Implementation Plan, however there was some interest in having an external source. Mr. Kavounas asked the Board for their input and suggestions as to an outside facilitator. After discussion the Board gave direction to research external facilitation possibilities and come back to the Board with a recommendation. Mr. Kavounas reported on Items 2 and 3 and pointed to the Funding Opportunities table on Watermaster's website. After discussion the Board gave direction for the General Manager to bring forward a proposal in November for the parties to evaluate recharge projects that may qualify for grant funding. He then reported on Items 4 – 6, and for Item 7, Ms. Nelson introduced Watermaster's new Administrative Assistant, Ms. Alexandria Moore. For Item 8 Mr. Kavounas reported that employee retention is a universal issue that he is currently keeping an eye on given the increasing rate of inflation. After discussion the Board gave direction to Mr. Kavounas to investigate alternative options to enhance the compensation package offered to Watermaster employees.

IV. INFORMATION

1. Chino Airport and South Archibald Plumes Semi-Annual Status Reports
2. Annual Plume Status Reports

V. BOARD MEMBER COMMENTS

VI. OTHER BUSINESS

VII. CONFIDENTIAL SESSION – POSSIBLE ACTION

Pursuant to Article II, Section 2.6, of the Watermaster Rules & Regulations, a Confidential Session may be held during the Watermaster Board meeting for the purpose of discussion and possible action.

None

ADJOURNMENT

Chair Curatalo adjourned the Watermaster Board meeting at 12:24 p.m.

Secretary: _____

Approved: _____

Attachments:

1. 20221027 Roll Call Vote Outcome for the Consent Calendar
2. 20221027 Roll Call Vote Outcome for Business Item II.A.
3. 20221027 Roll Call Vote Outcome for Business Item II.B.

ATTACHMENT 1

October 27, 2022 Watermaster Board Meeting Roll Call Vote Outcome

Member	Alternate	Consent Calendar
Burton, Scott		Yes
Tule, Marco* for Elie, Steve	Yes	
Folsom, Betty*		Yes
Gardner, Mike		Yes
Hall, Pete		Yes
Kuhn, Bob*, Secretary/Treasurer		Yes
Pierson, Jeff*, Vice-Chair		Yes
Geye, Brian for Bowcock, Bob	Yes	
Curatalo, James, Chair		Yes
	OUTCOME:	Passed Unanimously

*Participated via Zoom

ATTACHMENT 2**October 27, 2022 Watermaster Board Meeting Roll Call Vote Outcome**

Member	Alternate	Business Item II.A.
Burton, Scott		Yes
Tule, Marco* for Elie, Steve	Yes	
Folsom, Betty*		Yes
Gardner, Mike		Yes
Hall, Pete		Yes
Kuhn, Bob*, Secretary/Treasurer		Yes
Pierson, Jeff*, Vice-Chair		Yes
Geye, Brian for Bowcock, Bob	Yes	
Curatalo, James, Chair		Yes
	OUTCOME:	Passed Unanimously

*Participated via Zoom

October 27, 2022 Watermaster Board Meeting Roll Call Vote Outcome

Member	Alternate	Business Item II.B.
Burton, Scott		Yes
Tule, Marco* for Elie, Steve	Yes	
Folsom, Betty*		Yes
Gardner, Mike		Yes
Hall, Pete		Yes
Kuhn, Bob*, Secretary/Treasurer		Yes
Pierson, Jeff*, Vice-Chair		Yes
Geye, Brian for Bowcock, Bob	Yes	
Curatalo, James, Chair		Yes
	OUTCOME:	Passed Unanimously

*Participated via Zoom

CHINO BASIN WATERMASTER

I. CONSENT CALENDAR

B. FINANCIAL REPORTS

1. Cash Disbursements for the month of September 2022
2. Watermaster VISA Check Detail for the month of September 2022
3. Combining Schedule for the Period July 1, 2022 through September 30, 2022
4. Treasurer's Report of Financial Affairs for the Period September 1, 2022 through September 30, 2022
5. Budget vs. Actual Report for the Period July 1, 2022 through September 30, 2022
6. Cash Disbursements for October 2022 (Information Only)



CHINO BASIN WATERMASTER

9641 San Bernardino Road, Rancho Cucamonga, CA 91730
Tel: 909.484.3888 Fax: 909.484.3890 www.cbwm.org

PETER KAVOUNAS, P.E.
General Manager

STAFF REPORT

DATE: November 17, 2022
TO: Advisory Committee and Board Members
SUBJECT: Cash Disbursement Report - Financial Report B1 (September 30, 2022)
(Consent Calendar Item I.B.1.)

SUMMARY

Issue: Record of Cash Disbursements for the month of September 2022. [Normal Course of Business]

Recommendation: Receive and file Cash Disbursements for September 2022 as presented.

Financial Impact: Funds disbursed were included in the FY 2022/23 "Amended" Watermaster Budget.

Future Consideration

Advisory Committee – November 17, 2022: Receive and File
Watermaster Board – November 17, 2022: Receive and File

ACTIONS:

Appropriative Pool – November 10, 2022: Received and filed
Non-Agricultural Pool – November 10, 2022: Moved unanimously to receive and file, without approval
Agricultural Pool – November 10, 2022: Received and filed
Advisory Committee – November 17, 2022:
Watermaster Board – November 17, 2022:

Watermaster's function is to administer and enforce provisions of the Judgment and subsequent orders of the Court, and to develop and implement an Optimum Basin Management Program

BACKGROUND

A monthly cash disbursement report is provided to keep all members apprised of Watermaster expenditures.

DISCUSSION

Total cash disbursements during the month of September 2022 were \$1,090,593.93.

The most significant expenditures during the month were to Inland Empire Utilities Agency in the amount of \$482,303.00 (check number 23715 dated September 6, 2022); West Yost and Associates in the amount of \$171,613.16 (check number 23677 dated September 1, 2022); and Brownstein Hyatt Farber Schreck in the amount of \$83,618.16 (check number 23717 dated September 29, 2022). There were no other checks greater than \$50,000 issued during the month of September 2022.

ATTACHMENTS

1. Financial Report – B1

CHINO BASIN WATERMASTER
Cash Disbursements For The Month of
September 2022

Type	Date	Num	Name	Memo	Account	Paid Amount
Bill Pmt -Check	09/01/2022	23677	WEST YOST		1012 - Bank of America Gen'l Ckg	
Bill	07/31/2022	2050277		Modeling - WSIP - 100% IEUA	6906.14 - Modeling for WSIP-100% IEUA	5,617.25
Bill	07/31/2022	2050278		Watermaster Board Meetings	6306 - West Yost-Eng. Services-Board	191.00
Bill	07/31/2022	2050279		Other General Meetings as Requested	5901.8 - Admin-Meeting - West Yost	556.00
				Other General Meetings as Requested	6901.8 - OBMP - Meeting - West Yost	24,376.81
Bill	07/31/2022	2050280		Misc Data Requests - GM/Watermaster Staff	5906.71 - Admin-Data Req-CBWM Staff	902.50
				Misc Data Requests - GM/Watermaster Staff	6906.71 - OBMP-Data Req.-CBWM Staff	1,188.75
Bill	07/31/2022	2050295		Misc Data Requests - Non CBWM Staff/RFI	6906.72 - OBMP-Data Req.-Non CBWM Staff	4,241.25
Bill	07/31/2022	2050282		Annual Streamflow Monitoring Report - Water Righ	6901.95 - OBMP - Reporting - West Yost	2,395.50
Bill	07/31/2022	2050283		Project Management (FY 22/23)	6906 - OBMP Engineering Services	4,680.75
Bill	07/31/2022	2050284		GWQMP: KEY	7502 - PE6&7-Engineering	128.50
				GWQMP: DB-FIELD-LAB	7502 - PE6&7-Engineering	128.50
				DB-CBDC	7502 - PE6&7-Engineering	28,885.50
				HCMP: GWQ/SWQ - SARWC/NAWQA/SAR	7502 - PE6&7-Engineering	6,571.97
				HCMP: GWQ HCMP MWs	7502 - PE6&7-Engineering	408.50
				PBHSP: GWQMP	7502 - PE6&7-Engineering	64.25
				PBHSP: SWQMP	7502 - PE6&7-Engineering	954.57
				HCMP: GWQ/SWQ	7505 - PE6&7-Lab Services	1,194.00
Bill	07/31/2022	2050285		GWLMP: HCMP/GWR/MZ1/MZ3/MWL: SHCED	7104.3 - Grdwtr Level-Engineering	192.75
				GWLMP: HCMP/GWR/MZ1/MZ3/MWL: FIELD	7104.3 - Grdwtr Level-Engineering	792.75
				GWLMP: HCMP/GWR/MZ1/MZ3/MWL: DB-WL	7104.3 - Grdwtr Level-Engineering	4,005.00
				GWLMP: DB-CBDC	7104.3 - Grdwtr Level-Engineering	2,543.00
				GWLMP: Northwest MZ-1 Area	7104.3 - Grdwtr Level-Engineering	1,954.00
				GWLMP: PBHSP	7104.3 - Grdwtr Level-Engineering	144.25
				GWLMP: Capital Equipment (Transducers)	7104.9 - Grdwtr Level-Capital Equip	137.00
				Solinst Canada Ltd.	7104.9 - Grdwtr Level-Capital Equip	10,269.88
Bill	07/31/2022	2050286		Setup & Maintenance of Monitoring Network	7402 - PE4-Engineering	3,874.63
				Aquifer System Monitoring and Testing	7402 - PE4-Engineering	6,499.50
				Setup & Maintenance of Monitoring Network - Equi	7408 - PE4 - Network Equipment	80.00
Bill	07/31/2022	2050287		PBHSP - Vegetation Monitoring Program	7302 - PBHSP Monitoring Prog-Eng. Serv	2,919.75
				PBHSP - Climate Monitoring Program	7302 - PBHSP Monitoring Prog-Eng. Serv	1,540.75
				PBHSP - Meeting and Project Administration	7302 - PBHSP Monitoring Prog-Eng. Serv	192.75
Bill	07/31/2022	2050288		Agriculture Production Estimation (FY 22/23)	5925 - Ag Prod & Estimation-West Yost	3,328.00
				Land IQ, LLC - subconsultant	5925 - Ag Prod & Estimation-West Yost	2,650.00
Bill	07/31/2022	2050289		PE2 : Comprehensive Recharge Program (FY 22/2	7202.2 - Engineering Svc	7,633.75
Bill	07/31/2022	2050290		2023 Recharge Master Plan Update (FY 22/23)	7210 - OBMP - 2023 RMPU	4,725.25
Bill	07/31/2022	2050291		Data Analyses and Reports	7402 - PE4-Engineering	2,560.75
				Meetings and Administration	7402 - PE4-Engineering	358.00
				Aquifer - System Monitoring	7402.10 - PE4 - Northwest MZ1 Area Proj.	1,518.00
				Refine and Evaluate Subsidence Management Alte	7402.10 - PE4 - Northwest MZ1 Area Proj.	3,975.75

CHINO BASIN WATERMASTER
Cash Disbursements For The Month of
September 2022

Financial Report - B1

Type	Date	Num	Name	Memo	Account	Paid Amount
Bill	07/31/2022	2050292		Update IEUA's RW Permits/Max Benefit Salinity M	7510 · PE6&7-IEUA Salinity Mgmt. Plan	1,926.00
Bill	07/31/2022	2050293		Support Implementation fo the Safe Yield Court Or	7614 · PE8&9-Develop S&R Master Plan	16,292.55
Bill	07/31/2022	2050296		CVWD RFI - 100% CVWD	6906.13 · Billing to Others-100% Cost	9,013.50
TOTAL						<u>171,613.16</u>
Bill Pmt -Check	09/01/2022	ACH 090122	BANK OF AMERICA	XXXX-XXXX-XXXX-4026	1012 · Bank of America Gen'l Ckg	
Bill	08/31/2022	XXXX-XXXX-XXXX-4026		Miscellaneous office supplies	6031.7 · Other Office Supplies	37.52
				Miscellaneous office supplies	6031.7 · Other Office Supplies	12.91
				International transaction fee for Doodle subscrip	6054 · Computer Software	0.36
				Doodle subscription renewal	6054 · Computer Software	12.10
				Acrobat Pro software	6054 · Computer Software	26.10
TOTAL						<u>88.99</u>
Bill Pmt -Check	09/06/2022	ACH 090622	CALPERS	1394905143	1012 · Bank of America Gen'l Ckg	
Bill	09/01/2022	1394905143		Medical Insurance Premiums - September 2022	60182.1 · Medical Insurance	13,588.04
TOTAL						<u>13,588.04</u>
Bill Pmt -Check	09/06/2022	23678	ACCENT COMPUTER SOLUTIONS, INC.	153314	1012 · Bank of America Gen'l Ckg	
Bill	09/01/2022	153314		Monthly services - September 2022	6052.4 · IT Managed Services	5,021.95
				Overwatch - September 2022	6052.5 · IT Data Backup/Storage	699.00
				Omni Cloud - September 2022	6052.5 · IT Data Backup/Storage	188.00
				Office 365 Subscriptions - Business - Sep 2022	6052.4 · IT Managed Services	258.25
				Image Office Storage (per GB) - Sep 2022	6052.5 · IT Data Backup/Storage	754.00
TOTAL						<u>6,921.20</u>
Bill Pmt -Check	09/06/2022	23679	ACWA JOINT POWERS INSURANCE AUTHORITY	0692285	1012 · Bank of America Gen'l Ckg	
Bill	09/01/2022	0692285		Prepayment - October 2022	1409 · Prepaid Life, BAD&D & LTD	338.48
				September 2022	60191 · Life & Disab.Ins Benefits	338.48
TOTAL						<u>676.96</u>
Bill Pmt -Check	09/06/2022	23680	APPLIED COMPUTER TECHNOLOGIES	35601	1012 · Bank of America Gen'l Ckg	
Bill	08/31/2022	35601		Database Consulting - August 2022	6052.2 · Applied Computer Technol	4,050.00
TOTAL						<u>4,050.00</u>
Bill Pmt -Check	09/06/2022	23681	CALIFORNIA BANK & TRUST	Account 6198	1012 · Bank of America Gen'l Ckg	
Bill	08/31/2022	6198		Roberts Rules of Order Workshop supplies	6312 · Meeting Expenses	332.76
				ShoreTel / Mitel upgrade - phone system migration	6054 · Computer Software	1,293.36
				Supplies for 7/28/22 Special Board Meeting	6312 · Meeting Expenses	333.29
				Phones for system upgrade	6055 · Computer Hardware	162.52
				Team building event	6193 · Employee Training	178.40

CHINO BASIN WATERMASTER
Cash Disbursements For The Month of
September 2022

Type	Date	Num	Name	Memo	Account	Paid Amount
				Team building event	6193 · Employee Training	214.08
				Employee recognition award	6031.7 · Other Office Supplies	115.26
				Miscellaneous office supplies	6031.7 · Other Office Supplies	7.89
				Miscellaneous office supplies	6031.7 · Other Office Supplies	42.59
				Miscellaneous office supplies	6031.7 · Other Office Supplies	49.27
				Miscellaneous office supplies	6031.7 · Other Office Supplies	83.57
				FedEx charge for return of Supernote	6042 · Postage - General	20.26
				Miscellaneous office supplies	6031.7 · Other Office Supplies	14.84
				Apple pen purchase	6055 · Computer Hardware	184.15
				Miscellaneous office supplies	6031.7 · Other Office Supplies	37.17
				Registration-PK-ACWA 2022 Fall Conference	6193.2 · Conference - Registration Fee	578.25
				Miscellaneous office supplies	6031.7 · Other Office Supplies	12.07
				Camera drone and accessories	6038 · Other Office Equipment	1,077.83
				IPad Pro and accessories	6055 · Computer Hardware	1,434.00
				Miscellaneous office supplies	6031.7 · Other Office Supplies	32.48
				Monitor purchase	6055 · Computer Hardware	307.04
				Team building event supplies	6141.3 · Admin Meetings	210.58
				Battery for Ford Expedition	6177 · Vehicle Repairs & Maintenance	211.41
				Supplies for staff meeting	6031.7 · Other Office Supplies	32.62
				Registration-ETF-ACWA 2022 Fall Conference	6193.2 · Conference - Registration Fee	362.49
				Registration-AN-ACWA 2022 Fall Conference	6193.2 · Conference - Registration Fee	362.49
				Miscellaneous office supplies	6031.7 · Other Office Supplies	21.16
				Miscellaneous office supplies	6031.7 · Other Office Supplies	33.48
				Miscellaneous office supplies	6031.7 · Other Office Supplies	104.32
				Supplies for staff training - CPR	6193 · Employee Training	60.99
				Miscellaneous office supplies	6031.7 · Other Office Supplies	159.10
				Miscellaneous office supplies	6031.7 · Other Office Supplies	14.86
				PK mtg w/E. Espinoza, C. Diggs	8312 · Meeting Expenses	50.03
				PK mtg w/C. Berch	8312 · Meeting Expenses	23.53
				PK mtg w/S. Adams - West Yost	6141.3 · Admin Meetings	115.85
TOTAL						8,273.99
Bill Pmt -Check	09/06/2022	23682	ELIE, STEVEN	Board Member Compensation	1012 · Bank of America Gen'l Ckg	
Bill	08/25/2022	8/25 Board Mtg		8/25/22 Board Meeting	6311 · Board Member Compensation	125.00
TOTAL						125.00
Bill Pmt -Check	09/06/2022	23683	EMPOWER LAB	2443	1012 · Bank of America Gen'l Ckg	
Bill	08/31/2022	2443		August 2022	6193 · Employee Training	1,125.00
TOTAL						1,125.00

CHINO BASIN WATERMASTER
Cash Disbursements For The Month of
September 2022

Type	Date	Num	Name	Memo	Account	Paid Amount
Bill Pmt -Check	09/06/2022	23684	FAVELA, RUBY	Employee Expense Reimbursement	1012 - Bank of America Gen'l Ckg	
Bill	08/31/2022			Miscellaneous office supplies	6031.7 - Other Office Supplies	112.95
				Supplies-employee training and Executive Commit	6193 - Employee Training	117.51
				Supplies-Roberts Rules workshop & special board	6312 - Meeting Expenses	50.69
				Mileage reimbursement	6173 - Airfare/Mileage	18.69
				Staff meeting supplies	6141.3 - Admin Meetings	22.36
TOTAL						322.20
Bill Pmt -Check	09/06/2022	23685	FOLSOM, BETTY	Board Member Compensation	1012 - Bank of America Gen'l Ckg	
Bill	08/24/2022	8/24 Conf Call		8/24/22 CBWM Coordination conference call	6311 - Board Member Compensation	125.00
Bill	08/25/2022	8/25 Board Mtg		8/25/22 Board Meeting	6311 - Board Member Compensation	125.00
TOTAL						250.00
Bill Pmt -Check	09/06/2022	23686	GEYE, BRIAN	Non-Ag Pool and Board Member Compnesation	1012 - Bank of America Gen'l Ckg	
Bill	08/11/2022	8/11 Non Ag Pool Mtg		8/11/22 Non Ag Pool Meeting	8511 - Non-Ag Pool Member Compensation	125.00
Bill	08/18/2022	8/18 Advisory Comm		8/18/22 Advisory Committee Meeting	8511 - Non-Ag Pool Member Compensation	125.00
Bill	08/18/2022	8/18 Personnel Comm		8/18/22 Personnel Committee Meeting	8511 - Non-Ag Pool Member Compensation	125.00
Bill	08/25/2022	8/25 Board Mtg		8/25/22 Board Meeting - attended as alternate for E	6311 - Board Member Compensation	125.00
TOTAL						500.00
Bill Pmt -Check	09/06/2022	23687	KESSLER ALAIR INSURANCE SERVICES, INC.	947389	1012 - Bank of America Gen'l Ckg	
Bill	08/30/2022	947389		8/30/22-6/30/23 Environmental Pollution Liability	6085 - Business Insurance Package	10,643.88
				07/01/23-08/30/23 Environmental Pollution Liability	1401 - Prepaid Insurance-Pkg	2,135.78
TOTAL						12,779.66
Bill Pmt -Check	09/06/2022	23688	PREMIERE GLOBAL SERVICES	30995121	1012 - Bank of America Gen'l Ckg	
Bill	08/31/2022	30995121		Fee - General	6022 - Telephone	39.00
				Fee - Confidential	6022 - Telephone	39.00
				Service fee	6022 - Telephone	8.50
				Call shortfall	6022 - Telephone	78.00
				Minimum commitment debit	6022 - Telephone	165.59
TOTAL						330.09
Bill Pmt -Check	09/06/2022	23689	SPECTRUM BUSINESS	2031978082322	1012 - Bank of America Gen'l Ckg	
Bill	08/25/2022	2031978082322		8/23/22-9/22/22	6053 - Internet Expense	1,105.31
TOTAL						1,105.31
Bill Pmt -Check	09/06/2022	23690	STATE COMPENSATION INSURANCE FUND	1000907866	1012 - Bank of America Gen'l Ckg	
Bill	09/01/2022	1000907866		Policy # 1970970 - Premium charge 8/26/22-9/26/22	60183 - Worker's Comp Insurance	1,011.91
TOTAL						1,011.91

CHINO BASIN WATERMASTER
Cash Disbursements For The Month of
September 2022

Type	Date	Num	Name	Memo	Account	Paid Amount
Bill Pmt -Check	09/06/2022	23691	TELLEZ-FOSTER, EDGAR	Employee Expense Reimbursement	1012 - Bank of America Gen'l Ckg	
Bill	09/06/2022			Reimbursement-airfare-ETF-9/19/22 Annual Grou	6173 - Airfare/Mileage	252.96
TOTAL						252.96
Bill Pmt -Check	09/06/2022	23692	TOM DODSON & ASSOCIATES	CBW271 22-2	1012 - Bank of America Gen'l Ckg	
Bill	08/23/2022	CBW271 22-2		July / August 2022	6908.1 - 2020 OBMP Update-Dodson & Assoc	3,097.50
TOTAL						3,097.50
Bill Pmt -Check	09/06/2022	23693	UNION 76	Vehicle Fuel Expenses	1012 - Bank of America Gen'l Ckg	
Bill	08/31/2022	7076224530355049		August 2022	6175 - Vehicle Fuel	259.03
TOTAL						259.03
Bill Pmt -Check	09/06/2022	23694	VANGUARD CLEANING SYSTEMS	114400	1012 - Bank of America Gen'l Ckg	
Bill	09/01/2022	114400		Monthly service - September 2022	6024 - Building Repair & Maintenance	915.00
TOTAL						915.00
Bill Pmt -Check	09/06/2022	23695	VISION SERVICE PLAN	815883620	1012 - Bank of America Gen'l Ckg	
Bill	08/31/2022	815883620		Vsion Insurance Premium - September 2022	60182.2 - Dental & Vision Ins	126.36
TOTAL						126.36
Bill Pmt -Check	09/06/2022	23696	PR MILLWORKS	Estimate #20	1012 - Bank of America Gen'l Ckg	
Bill	09/06/2022			Final payment on extension of board room desk	1840 - Capital Assets	2,100.00
TOTAL						2,100.00
General Journal	09/07/2022	22/09/06	HEALTH EQUITY	Health Equity Invoice 4171680	1012 - Bank of America Gen'l Ckg	
			HEALTH EQUITY	Health Equity Invoice 4171680	1012 - Bank of America Gen'l Ckg	51.65
TOTAL						51.65
General Journal	09/08/2022	09/08/2022	Payroll and Taxes for 08/21/22-09/03/22	Payroll and Taxes for 08/21/22-09/03/22	1012 - Bank of America Gen'l Ckg	
			ADP, LLC	Direct Deposits for 08/21/22-09/03/22	1012 - Bank of America Gen'l Ckg	38,019.54
			ADP, LLC	Payroll Taxes for 08/21/22-09/03/22	1012 - Bank of America Gen'l Ckg	14,262.52
			MISSIONSQUARE RETIREMENT	457(b) EE Deductions for 08/21/22-09/03/22	1012 - Bank of America Gen'l Ckg	6,219.42
			MISSIONSQUARE RETIREMENT	401(a) EE Deductions for 08/21/22-09/03/22	1012 - Bank of America Gen'l Ckg	2,026.75
TOTAL						60,528.23
Bill Pmt -Check	09/08/2022	ACH 090822	PUBLIC EMPLOYEES' RETIREMENT SYSTEM	Payor #3493	1012 - Bank of America Gen'l Ckg	
General Journal	09/02/2022	09/02/2022	PUBLIC EMPLOYEES' RETIREMENT SYSTEM	CalPERS Retirement for 08/21/22-09/03/22	2000 - Accounts Payable	10,714.30
TOTAL						10,714.30

CHINO BASIN WATERMASTER
Cash Disbursements For The Month of
September 2022

Type	Date	Num	Name	Memo	Account	Paid Amount
Bill Pmt -Check	09/09/2022	23697	BOWCOCK, ROBERT	Board Member Compensation	1012 - Bank of America Gen'l Ckg	
Bill	08/11/2022	8/11 Non Ag Pool Mtg		8/11/22 Non Ag Pool Meeting	6311 - Board Member Compensation	125.00
Bill	08/18/2022	8/18 Advisory Comm		8/18/22 Advisory Committee Meeting	6311 - Board Member Compensation	125.00
TOTAL						<u>250.00</u>
Bill Pmt -Check	09/09/2022	23698	BURRTEC WASTE INDUSTRIES, INC.	N2112939391	1012 - Bank of America Gen'l Ckg	
Bill	09/01/2022	N2112939391		September 2022	6024 - Building Repair & Maintenance	142.50
TOTAL						<u>142.50</u>
Bill Pmt -Check	09/09/2022	23699	CURATALO, JAMES	Board Member Compensation	1012 - Bank of America Gen'l Ckg	
Bill	08/09/2022	8/09 Board Officers		8/09/22 Board Officers Check-in	6311 - Board Member Compensation	125.00
Bill	08/11/2022	8/11 Appro Pool Mtg		8/11/22 Appropriative Pool Meeting	6311 - Board Member Compensation	125.00
Bill	08/18/2022	8/18 Personnel Comm		8/18/22 Personnel Committee Meeting	6311 - Board Member Compensation	125.00
Bill	08/23/2022	8/23 Board Agenda		8/23/22 Board Agenda Preview Meeting	6311 - Board Member Compensation	125.00
Bill	08/24/2022	8/24 Mtg w/JCSD		8/24/22 Meeting-Jurupa Community Services Distr	6311 - Board Member Compensation	125.00
Bill	08/25/2022	8/25 Boad Mtg		8/25/22 Boad Meeting	6311 - Board Member Compensation	125.00
TOTAL						<u>750.00</u>
Bill Pmt -Check	09/09/2022	23700	DE BOOM, NATHAN	Ag Pool Member Compensation	1012 - Bank of America Gen'l Ckg	
Bill	08/11/2022	8/11 Ag Pool Mtg		8/11/22 Ag Pool Mtg	8470 - Ag Meeting Attend -Special	125.00
TOTAL						<u>125.00</u>
Bill Pmt -Check	09/09/2022	23701	FILIPPI, GINO	Ag Pool Member Compensation	1012 - Bank of America Gen'l Ckg	
Bill	08/11/2022	8/11 Ag Pool Mtg		8/11/22 Ag Pool Meeting	8470 - Ag Meeting Attend -Special	125.00
Bill	08/25/2022	8/25 Board Mtg		8/25/22 Board Meeting	8470 - Ag Meeting Attend -Special	125.00
TOTAL						<u>250.00</u>
Bill Pmt -Check	09/09/2022	23702	LAW OFFICE OF ALLEN W. HUBSCH	48	1012 - Bank of America Gen'l Ckg	
Bill	08/31/2022	48		Non-Ag Pool Legal Services - August 2022	8567 - Non-Ag Legal Service	1,320.00
TOTAL						<u>1,320.00</u>
Bill Pmt -Check	09/09/2022	23703	SPECIALIZED SERVICES OF SO CAL	VOID: 2286	1012 - Bank of America Gen'l Ckg	
TOTAL						<u>0.00</u>
Bill Pmt -Check	09/09/2022	23704	VANGUARD CLEANING SYSTEMS	Janitorial Services	1012 - Bank of America Gen'l Ckg	
Bill	08/31/2022	113295		Electrostatic spraying on 7/01, 7/14, 7/21 and 7/28	6024 - Building Repair & Maintenance	700.00
Bill	08/31/2022	114999		Electrostatic spraying on 8/04, 8/11, 8/18 and 8/25	6024 - Building Repair & Maintenance	700.00
TOTAL						<u>1,400.00</u>
Bill Pmt -Check	09/09/2022	23705	WESTERN MUNICIPAL WATER DISTRICT	Board Member Compensation	1012 - Bank of America Gen'l Ckg	

CHINO BASIN WATERMASTER
Cash Disbursements For The Month of
September 2022

Type	Date	Num	Name	Memo	Account	Paid Amount
Bill	08/11/2022	8/11 Appro Pool Mtg		8/11/22 Appropriative Pool Meeting - Gardner	6311 · Board Member Compensation	125.00
Bill	08/25/2022	8/25 Board Mtg		8/25/22 Board Meeting - Gardner	6311 · Board Member Compensation	125.00
TOTAL						250.00
Bill Pmt -Check	09/13/2022	23706	PURCHASE POWER	8000-9090-0016-8851	1012 · Bank of America Gen'l Ckg	
Bill	09/13/2022	8000909000168851		Postage refill - 6/15/22	6042 · Postage - General	500.00
				Order 2 ink cartridges for machiner	6042 · Postage - General	248.02
TOTAL						748.02
Bill Pmt -Check	09/14/2022	23707	ACCENT COMPUTER SOLUTIONS, INC.	IT Services	1012 · Bank of America Gen'l Ckg	
Bill	08/31/2022	153675		Cabling for San Sevaine	6038 · Other Office Equipment	787.50
Bill	08/31/2022	153741		Progress invoice for telephone migration project	6054 · Computer Software	350.00
TOTAL						1,137.50
Bill Pmt -Check	09/14/2022	23708	CORELOGIC INFORMATION SOLUTIONS	82146846	1012 · Bank of America Gen'l Ckg	
Bill	08/31/2022	82146846		August 2022	7525 · PE6&7 - Computer Services	125.00
TOTAL						125.00
Bill Pmt -Check	09/14/2022	23709	FIRST LEGAL NETWORK LLC	40065685	1012 · Bank of America Gen'l Ckg	
Bill	08/31/2022	40065685		Court filings for August 2022	6061.5 · Court Filing Services	1,022.03
TOTAL						1,022.03
Bill Pmt -Check	09/14/2022	23710	INLAND EMPIRE UTILITIES AGENCY	1800004862	1012 · Bank of America Gen'l Ckg	
Bill	08/31/2022	1800004862		RTS Charges for FY 2022/2023	5018 · RTS Charges - IEUA	39,879.13
TOTAL						39,879.13
Bill Pmt -Check	09/14/2022	23711	R&D PEST SERVICES	330684	1012 · Bank of America Gen'l Ckg	
Bill	09/13/2022	330684		September 2022 - Treat office & annex-pest contro	6024 · Building Repair & Maintenance	100.00
TOTAL						100.00
Bill Pmt -Check	09/14/2022	23712	RAUCH COMMUNICATION CONSULTANTS, INC 08-2213		1012 · Bank of America Gen'l Ckg	
Bill	08/31/2022	08-2213		AR - work completed through July 2022	6061.3 · Rauch	195.00
TOTAL						195.00
Bill Pmt -Check	09/14/2022	23713	STAPLES BUSINESS ADVANTAGE	8067546547	1012 · Bank of America Gen'l Ckg	
Bill	09/10/2022	806546547		Chairs for boardroom	6031.7 · Other Office Supplies	165.91
TOTAL						165.91
Bill Pmt -Check	09/14/2022	23714	VERIZON WIRELESS	9915021557	1012 · Bank of America Gen'l Ckg	
Bill	08/31/2022	9915021557		Acct #470810953-00002	6022 · Telephone	375.42

CHINO BASIN WATERMASTER
Cash Disbursements For The Month of
September 2022

Type	Date	Num	Name	Memo	Account	Paid Amount
TOTAL						375.42
Bill Pmt -Check	09/14/2022	23715	INLAND EMPIRE UTILITIES AGENCY	90032471	1012 - Bank of America Gen'l Ckg	
Bill	09/08/2022	90032471		FY 22/23 Debt Service, 50% of Fixed Project Costs	7690.1 - Recharge Improvement Debt Pymts	482,303.00
TOTAL						482,303.00
Check	09/15/2022	09/15/2022	Service Charge	Service Charge	1012 - Bank of America Gen'l Ckg	
				Service Charge	6039.1 - Banking Service Charges	1,694.30
TOTAL						1,694.30
General Journal	09/16/2022	09/16/2022	ADP, LLC	ADP Tax Service for 09/03/22-614436316	1012 - Bank of America Gen'l Ckg	
			ADP, LLC	ADP Tax Service for 08/06/22-614436316	1012 - Bank of America Gen'l Ckg	170.93
			ADP, LLC	ADP Tax Service for 08/20/22-614436316	1012 - Bank of America Gen'l Ckg	170.93
			ADP, LLC	ADP Tax Service for 09/03/22-614436316	1012 - Bank of America Gen'l Ckg	170.93
TOTAL						512.79
General Journal	09/20/2022	09/20/2022	HEALTH EQUITY	Health Equity Invoice 4215645	1012 - Bank of America Gen'l Ckg	
			HEALTH EQUITY	Health Equity Invoice 4215645	1012 - Bank of America Gen'l Ckg	943.05
TOTAL						943.05
Bill Pmt -Check	09/21/2022	ACH 092122	PUBLIC EMPLOYEES' RETIREMENT SYSTEM	Payor #3493	1012 - Bank of America Gen'l Ckg	
General Journal	09/17/2022	09/17/2022	PUBLIC EMPLOYEES' RETIREMENT SYSTEM	CalPERS Retirement for 09/04/22-09/17/22	2000 - Accounts Payable	10,714.30
TOTAL						10,714.30
General Journal	09/22/2022	09/22/2022	Payroll and Taxes for 09/04/22-09/17/22	Payroll and Taxes for 09/04/22-09/17/22	1012 - Bank of America Gen'l Ckg	
			ADP, LLC	Direct Deposits for 09/04/22-09/17/22	1012 - Bank of America Gen'l Ckg	37,584.66
			ADP, LLC	Payroll Taxes for 09/04/22-09/17/22	1012 - Bank of America Gen'l Ckg	13,959.99
			MISSIONSQUARE RETIREMENT	457(b) EE Deductions for 09/04/22-09/17/22	1012 - Bank of America Gen'l Ckg	6,219.42
			MISSIONSQUARE RETIREMENT	401(q) EE Deductions for 09/04/22-09/17/22	1012 - Bank of America Gen'l Ckg	2,026.75
TOTAL						59,790.82
General Journal	09/23/2022	09/23/2022	HEALTH EQUITY	Health Equity Invoice 4128433	1012 - Bank of America Gen'l Ckg	
			HEALTH EQUITY	Health Equity Invoice 4128433	1012 - Bank of America Gen'l Ckg	92.00
TOTAL						92.00
Bill Pmt -Check	09/27/2022	ACH 092722	PUBLIC EMPLOYEES' RETIREMENT SYSTEM	Payor #3493	1012 - Bank of America Gen'l Ckg	
Bill	09/01/2022	16918610		Annual Unfunded Accrued Liability-Plan 3299	60180 - Employers PERS Expense	10,361.75
TOTAL						10,361.75
General Journal	09/27/2022	09/27/2022	HEALTH EQUITY	Health Equity Invoice 4251871	1012 - Bank of America Gen'l Ckg	

CHINO BASIN WATERMASTER
Cash Disbursements For The Month of
September 2022

Type	Date	Num	Name	Memo	Account	Paid Amount
			HEALTH EQUITY	Health Equity Invoice 4251871	1012 - Bank of America Gen'l Ckg	272.44
TOTAL						272.44
Bill Pmt -Check	09/29/2022	23716	BLUERIDGE SOFTWARE, INC.	10882	1012 - Bank of America Gen'l Ckg	
Bill	09/20/2022	Invoice# 10882		Annual support and maintenance 10/25/22-10/24/26054 - Computer Software		629.82
TOTAL						629.82
Bill Pmt -Check	09/29/2022	23717	BROWNSTEIN HYATT FARBER SCHRECK		1012 - Bank of America Gen'l Ckg	
Bill	08/31/2022	907853-907865		907853-907865	BHFS Legal - Miscellaneous Invoices	83,618.16
TOTAL						83,618.16
Bill Pmt -Check	09/29/2022	23718	EGOSCUE LAW GROUP, INC.	Agricultural Pool Legal Services	1012 - Bank of America Gen'l Ckg	
Bill	08/31/2022	13599		August 2022 - General Counsel	8467 - Ag Legal & Technical Services	8,685.50
Bill	08/31/2022	13585		July 2022 - General Counsel	8467 - Ag Legal & Technical Services	5,850.00
TOTAL						14,535.50
Bill Pmt -Check	09/29/2022	23719	FAVELA QUINTERO, RUBY	Employee Expense Reimbursement	1012 - Bank of America Gen'l Ckg	
Bill	09/28/2022			Miscellaneous office supplies	6031.7 - Other Office Supplies	126.87
				RFQ Mileage	6173 - Airfare/Mileage	6.06
TOTAL						132.93
Bill Pmt -Check	09/29/2022	23720	FRONTIER COMMUNICATIONS	909-484-3890-050914-5	1012 - Bank of America Gen'l Ckg	
Bill	09/20/2022	90948438900509145		Office fax	6022 - Telephone	188.85
TOTAL						188.85
Bill Pmt -Check	09/29/2022	23721	GREAT AMERICA LEASING CORP.	32441225	1012 - Bank of America Gen'l Ckg	
Bill	09/20/2022	32441225		Invoice for September 2022 - standard payment	6043.1 - Ricoh Lease Fee	1,399.43
				Supply freight fee	6043.2 - Ricoh Usage & Maintenance Fee	10.72
				2022 CA San Bernardino County Property Tax	6043.3 - Ricoh Property Tax Fees	162.37
				Transitional Billing 8/25/22-9/09/22	6043.1 - Ricoh Lease Fee	746.36
				One-time Origination Fee	6043.1 - Ricoh Lease Fee	150.31
TOTAL						2,469.19
Bill Pmt -Check	09/29/2022	23722	LEGAL SHIELD	111802	1012 - Bank of America Gen'l Ckg	
Bill	09/20/2022	111802		Employee deductions - September 2022	60194 - Other Employee Insurance	109.60
TOTAL						109.60
Bill Pmt -Check	09/29/2022	23723	EASTVALE DEVELOPMENT COMPANY - PIERS Ag Pool and Board Member Compensation		1012 - Bank of America Gen'l Ckg	
Bill	08/09/2022	8/09 Board Officers		8/9/22 Board Officers Conf. W/GM	6311 - Board Member Compensation	125.00
Bill	08/09/2022	8/9 Call AG Chair		8/9/22 Conference call w/ AG Pool Chair	8470 - Ag Meeting Attend -Special	125.00

CHINO BASIN WATERMASTER
Cash Disbursements For The Month of
September 2022

Type	Date	Num	Name	Memo	Account	Paid Amount
Bill	08/11/2022	8/11 AG Pool Mtg.		8/11/22 Agricultural Pool Meeting	8470 · Ag Meeting Attend -Special	125.00
Bill	08/11/2022	8/11 Call AG Chair		8/11/22 Conference Call w/ AG Pool Chair	8470 · Ag Meeting Attend -Special	125.00
Bill	08/18/2022	8/18 Pers. Com. w/GM		8/18/22 Personnel Committee Meeting W/GM	6311 · Board Member Compensation	125.00
Bill	08/18/2022	8/18 Advisory Mtg.		8/18/22 Advisory Meeting	8470 · Ag Meeting Attend -Special	125.00
Bill	08/18/2022	8/18 RIPCom		8/18/22 Recharge Investigations & Projects Comm	8470 · Ag Meeting Attend -Special	125.00
Bill	08/23/2022	8/23 Board Agenda		8/23/22 Board Agenda Preview	6311 · Board Member Compensation	125.00
Bill	08/23/2022	8/23 GRCC		8/23/22 Ground Water Recharge Coordinating Con	8470 · Ag Meeting Attend -Special	125.00
Bill	08/23/2022	8/23 Call AG Chair		8/23/22 Conference Call w/AG Pool Chairman	8470 · Ag Meeting Attend -Special	125.00
Bill	08/24/2022	8/24 Call AG Chair		8/24/22 Conference call w/AG Pool Chairman	8470 · Ag Meeting Attend -Special	125.00
Bill	08/25/2022	8/25 Board Meeting		8/25/22 Board Meeting	6311 · Board Member Compensation	125.00
Bill	08/25/2022	8/25 Call AG Chair		8/25 Conference Call w/AG Pool Chairman	8470 · Ag Meeting Attend -Special	125.00
Bill	08/26/2022	8/26 Call AG Chair		8/26 Conference Call w/ AG Pool Chairman	8470 · Ag Meeting Attend -Special	125.00
TOTAL						1,750.00
Bill Pmt -Check	09/29/2022	23724	PIETERSMA, RONALD	Ag Pool Member Compensation	1012 · Bank of America Gen'l Ckg	
Bill	09/08/2022	9/08 Ag Pool Mtg		9/08/22 Ag Pool Meeting	8470 · Ag Meeting Attend -Special	125.00
TOTAL						125.00
Bill Pmt -Check	09/29/2022	23725	PITNEY BOWES GLOBAL FINANCIAL SERVICE	3105743866	1012 · Bank of America Gen'l Ckg	
Bill	10/01/2022	3105743866		Lease	6044 · Postage Meter Lease	454.87
TOTAL						454.87
Bill Pmt -Check	09/29/2022	23726	PREMIERE GLOBAL SERVICES	31021530	1012 · Bank of America Gen'l Ckg	
Bill	09/28/2022	31021530		Fee - General	6022 · Telephone	39.00
				Fee - Confidential	6022 · Telephone	39.00
				Service fee	6022 · Telephone	8.50
TOTAL						86.50
Bill Pmt -Check	09/29/2022	23727	READY REFRESH	0023230253	1012 · Bank of America Gen'l Ckg	
Bill	09/28/2022	0023230253		Office Water Bottle - September 2022	6031.7 · Other Office Supplies	85.35
TOTAL						85.35
Bill Pmt -Check	09/29/2022	23728	SPECIALIZED SERVICES OF SO CAL	2286	1012 · Bank of America Gen'l Ckg	
Bill	08/23/2022	2286		CPR Training for office - 8/23/2022	6193 · Employee Training	336.00
TOTAL						336.00
Bill Pmt -Check	09/29/2022	23729	SPECTRUM BUSINESS	2031978092322	1012 · Bank of America Gen'l Ckg	
Bill	09/28/2022	2031978092322		9/23/22-10/22/22	6053 · Internet Expense	1,105.31
TOTAL						1,105.31

CHINO BASIN WATERMASTER
Cash Disbursements For The Month of
September 2022

Type	Date	Num	Name	Memo	Account	Paid Amount
Bill Pmt -Check	09/29/2022	23730	STANDARD INSURANCE CO.	Policy # 00-649299-0009	1012 - Bank of America Gen'I Ckg	
Bill	09/20/2022	6492990009		Policy # 00-649299-0009	60191 - Life & Disab.Ins Benefits	1,117.50
TOTAL						1,117.50
Bill Pmt -Check	09/29/2022	23731	TOM DODSON & ASSOCIATES	CBW271 22-3	1012 - Bank of America Gen'I Ckg	
Bill	09/27/2022	CBW271 22-3		September 2022	6908.1 - 2020 OBMP Update-Dodson & Assoc	5,557.50
TOTAL						5,557.50
Bill Pmt -Check	09/29/2022	23732	UNITED HEALTHCARE	052585086901	1012 - Bank of America Gen'I Ckg	
Bill	09/20/2022	052585086901		Dental Insurance Zpremium - October 2022	60182.2 - Dental & Vision Ins	938.49
TOTAL						938.49
Bill Pmt -Check	09/29/2022	23733	USA-FACT INC	2092226	1012 - Bank of America Gen'I Ckg	
Bill	09/28/2022	2092226		Background check - Moore	6016 - New Employee Search Costs	160.02
TOTAL						160.02
Bill Pmt -Check	09/29/2022	23734	VERIZON WIRELESS	9915698063	1012 - Bank of America Gen'I Ckg	
Bill	09/28/2022	9915698063		Acct #642073270-00002	7525 - PE6&7 - Computer Services	58.03
TOTAL						58.03
Bill Pmt -Check	09/29/2022	23735	VISION SERVICE PLAN	816113899	1012 - Bank of America Gen'I Ckg	
Bill	09/28/2022	816113899		Vision Insurance Premium - October 2022	60182.2 - Dental & Vision Ins	126.36
TOTAL						126.36
Bill Pmt -Check	09/29/2022	23736	WAXIE SANITARY SUPPLY	81190157	1012 - Bank of America Gen'I Ckg	
Bill	09/20/2022	81190157		Paper towel refills, soap for dispensers, air filters	6038 - Other Office Equipment	1,022.09
TOTAL						1,022.09
General Journal	09/30/2022	09/30/2022	Payroll and Taxes for 09/18/22-10/01/22	Payroll and Taxes for 09/18/22-10/01/22	1012 - Bank of America Gen'I Ckg	
			ADP, LLC	Direct Deposits for 09/18/22-10/01/22	1012 - Bank of America Gen'I Ckg	37,911.80
			ADP, LLC	Payroll Taxes for 09/18/22-10/01/22	1012 - Bank of America Gen'I Ckg	14,102.39
			MISSIONSQUARE RETIREMENT	457(f) EE Deductions for 09/18/22-10/01/22	1012 - Bank of America Gen'I Ckg	6,219.42
			MISSIONSQUARE RETIREMENT	401(a) EE Deductions for 09/18/22-10/01/22	1012 - Bank of America Gen'I Ckg	2,026.75
TOTAL						60,260.36
Total Disbursements:						1,090,593.93

THIS PAGE
LEFT
INTENTIONALLY
BLANK
FOR PAGINATION



CHINO BASIN WATERMASTER

9641 San Bernardino Road, Rancho Cucamonga, CA 91730
Tel: 909.484.3888 Fax: 909.484.3890 www.cbwm.org

PETER KAVOUNAS, P.E.
General Manager

STAFF REPORT

DATE: November 17, 2022
TO: Advisory Committee and Board Members
SUBJECT: VISA Check Detail Report - Financial Report B2 (September 30, 2022)
(Consent Calendar Item I.B.2.)

SUMMARY

Issue: Record of VISA credit card payment disbursed for the month of September 2022. [Normal Course of Business]

Recommendation: Receive and file VISA Check Detail Report for September 2022 as presented.

Financial Impact: Funds disbursed were included in the FY 2022/23 "Amended" Watermaster Budget.

Future Consideration

Advisory Committee – November 17, 2022: Receive and File
Watermaster Board – November 17, 2022: Receive and File

ACTIONS:

Appropriative Pool – November 10 , 2022: Received and filed
Non-Agricultural Pool – November 10 , 2022: Moved unanimously to receive and file, without approval
Agricultural Pool – November 10 , 2022: Received and filed
Advisory Committee – November 17, 2022:
Watermaster Board – November 17, 2022:

*Watermaster's function is to administer and enforce provisions of the Judgment and subsequent orders of the Court,
and to develop and implement an Optimum Basin Management Program*

BACKGROUND

A monthly VISA Check Detail report is provided to keep all members apprised of Watermaster expenditures charged against the California Bank & Trust VISA cards issued to the General Manager, Chief Financial Officer, Water Resources Management and Planning Director, and Director of Administration.

DISCUSSION

The total cash disbursements during the month of September 2022 was \$8,273.99. The payment of \$8,273.99 was processed in the amount of \$8,273.99 (by check number 23681 dated September 6, 2022). The monthly charges for September 2022 of \$8,273.99 were for routine and customary expenditures and properly documented with receipts.

ATTACHMENTS

1. Financial Report – B2

CHINO BASIN WATERMASTER
VISA Check Detail Report
September 2022

Type	Num	Date	Name	Memo	Account	Paid Amount
Bill Pmt -Check	09/06/2022	23681	CALIFORNIA BANK & TF	Account 6198	1012 · Bank of America Gen'l Ckg	
Bill	08/31/2022	6198		Roberts Rules of Order Workshop supplies	6312 · Meeting Expenses	332.76
				ShoreTel / Mitel upgrade - phone system migration	6054 · Computer Software	1,293.36
				Supplies for 7/28/22 Special Board Meeting	6312 · Meeting Expenses	333.29
				Phones for system upgrade	6055 · Computer Hardware	162.52
				Team building event	6193 · Employee Training	178.40
				Team building event	6193 · Employee Training	214.08
				Employee recognition award	6031.7 · Other Office Supplies	115.26
				Miscellaneous office supplies	6031.7 · Other Office Supplies	7.89
				Miscellaneous office supplies	6031.7 · Other Office Supplies	42.59
				Miscellaneous office supplies	6031.7 · Other Office Supplies	49.27
				Miscellaneous office supplies	6031.7 · Other Office Supplies	83.57
				FedEx charge for return of Supernote	6042 · Postage - General	20.26
				Miscellaneous office supplies	6031.7 · Other Office Supplies	14.84
				Apple pen purchase	6055 · Computer Hardware	184.15
				Miscellaneous office supplies	6031.7 · Other Office Supplies	37.17
				Registration-PK-ACWA 2022 Fall Conference	6193.2 · Conference - Registration Fee	578.25
				Miscellaneous office supplies	6031.7 · Other Office Supplies	12.07
				Camera drone and accessories	6038 · Other Office Equipment	1,077.83
				IPad Pro and accessories	6055 · Computer Hardware	1,434.00
				Miscellaneous office supplies	6031.7 · Other Office Supplies	32.48
				Monitor purchase	6055 · Computer Hardware	307.04
				Team building event supplies	6141.3 · Admin Meetings	210.58
				Battery for Ford Expedition	6177 · Vehicle Repairs & Maintenance	211.41
				Supplies for staff meeting	6031.7 · Other Office Supplies	32.62
				Registration-ETF-ACWA 2022 Fall Conference	6193.2 · Conference - Registration Fee	362.49
				Registration-AN-ACWA 2022 Fall Conference	6193.2 · Conference - Registration Fee	362.49
				Miscellaneous office supplies	6031.7 · Other Office Supplies	21.16
				Miscellaneous office supplies	6031.7 · Other Office Supplies	33.48
				Miscellaneous office supplies	6031.7 · Other Office Supplies	104.32
				Supplies for staff training - CPR	6193 · Employee Training	60.99
				Miscellaneous office supplies	6031.7 · Other Office Supplies	159.10
				Miscellaneous office supplies	6031.7 · Other Office Supplies	14.86
				PK mtg w/E. Espinoza, C. Diggs	8312 · Meeting Expenses	50.03
				PK mtg w/C. Berch	8312 · Meeting Expenses	23.53
				PK mtg w/S. Adams - West Yost	6141.3 · Admin Meetings	115.85
					Subtotal Disbursements:	8,273.99

TOTAL

THIS PAGE
LEFT
INTENTIONALLY
BLANK
FOR PAGINATION



CHINO BASIN WATERMASTER

9641 San Bernardino Road, Rancho Cucamonga, CA 91730
Tel: 909.484.3888 Fax: 909.484.3890 www.cbwm.org

PETER KAVOUNAS, P.E.
General Manager

STAFF REPORT

DATE: November 17, 2022
TO: Advisory Committee and Board Members
SUBJECT: Combining Schedule of Revenue, Expenses and Changes in Net Assets for the Period July 1, 2022 through September 30, 2022 - Financial Report B3 (September 30, 2022) (Consent Calendar Item I.B.3.)

SUMMARY

Issue: Record of Revenue, Expenses and Changes in Net Assets for the Period July 1, 2022 through September 30, 2022. [Normal Course of Business]

Recommendation: Receive and file Combining Schedule of Revenue, Expenses and Changes in Net Assets for the Period July 1, 2022 through September 30, 2022 as presented.

Financial Impact: Funds disbursed were included in the FY 2022/23 "Amended" Watermaster Budget.

Future Consideration

Advisory Committee – November 17, 2022: Receive and File
Watermaster Board – November 17, 2022: Receive and File

ACTIONS:

Appropriative Pool – November 10, 2022: Received and filed
Non-Agricultural Pool – November 10, 2022: Moved unanimously to receive and file, without approval
Agricultural Pool – November 10, 2022: Received and filed
Advisory Committee – November 17, 2022:
Watermaster Board – November 17, 2022:

Watermaster's function is to administer and enforce provisions of the Judgment and subsequent orders of the Court, and to develop and implement an Optimum Basin Management Program

BACKGROUND

A Combining Schedule of Revenue, Expenses and Changes in Net Assets for the period July 1, 2022 through September 30, 2022 is provided to keep all members apprised of the FY 2022/23 cumulative Watermaster revenues, expenditures and changes in net assets for the period listed.

DISCUSSION

The Combining Schedule of Revenue, Expenses and Changes in Net Assets has been created from various financial reports and statements created from Intuit QuickBooks Enterprise Solutions 23.0, the Watermaster accounting system. The Combining Schedule provided balances to the supporting documentation in the Watermaster accounting system as presented.

ATTACHMENTS:

1. Financial Report – B3

CHINO BASIN WATERMASTER
 COMBINING SCHEDULE OF REVENUE, EXPENSES AND CHANGES IN NET ASSETS
 FOR THE PERIOD JULY 1, 2022 THROUGH SEPTEMBER 30, 2022

Financial Report - B3

	WM ADMIN.	OPTIMUM BASIN MGMT.	POOL ADMINISTRATION & SPECIAL PROJECTS			AP ESCROW ACCOUNT	GROUND WATER REPLENISH	LAIF FAIR MARKET VALUE ADJ.	GASB 75 BEG. NET POSITION	GASB 87 BEG. NET POSITION	OTHER BEG. NET POSITION	GRAND TOTALS	AMENDED BUDGET 2022-2023
			AP POOL	AG POOL	NON-AG POOL								
Administrative Revenues:													
Administrative Assessments			250,000	-	-							250,000	9,314,560
Interest Revenue			26,338	2,918	521							29,776	35,550
Mutual Agency Project Revenue	181,866											181,866	181,866
Miscellaneous Income	3											3	0
Total Revenues	181,868	-	276,338	2,918	521	-	-	-	-	-	-	461,644	9,531,976
Administrative & Project Expenditures:													
Watermaster Administration	732,329											732,329	2,593,044
Watermaster Board-Advisory Committee	65,378											65,378	422,505
Ag Pool Legal Services - Ag Fund ¹				28,723								28,723	-
Pool Administration			16,925	22,535	10,048							49,508	613,095
Optimum Basin Mgmt Administration		209,445										209,445	1,526,058
OBMP Project Costs		870,588										870,588	4,619,904
Debt Service		482,303										482,303	482,302
Basin Recharge Improvements		-										-	816,710
Total Administrative/OBMP Expenses	797,706	1,562,335	16,925	22,535	10,048	-	-	-	-	-	-	2,438,272	11,073,617
Net Administrative/OBMP Expenses	(615,838)	(1,562,335)											
Allocate Net Admin Expenses To Pools	<u>615,838</u>		465,655	131,572	18,611							-	
Allocate Net OBMP Expenses To Pools		1,080,032	816,647	230,747	32,639							-	
Allocate Debt Service to App Pool		482,303	482,303									-	
Allocate Basin Recharge to App Pool		-	-									-	
Agricultural Expense Transfer*			384,854	(384,854)								-	
Total Expenses			2,166,383	28,723	61,298	-	-	-	-	-	-	2,438,272	11,073,617
Net Administrative Income			(1,890,045)	(25,805)	(60,777)	-	-	-	-	-	-	(1,976,628)	(1,541,641)
Other Income/(Expense)													
Replenishment Water Assessments							-					-	0
Desalter Replenishment Obligation												-	0
Exhibit "G" Non-Ag Pool Water			-									-	0
RTS Charges from IEUA							(39,879)					(39,879)	0
Interest Revenue							5,708					5,708	0
MWD Water Purchases												-	0
Non-Ag Stored Water Purchases												-	0
Exhibit "G" Non-Ag Pool Water												-	0
Groundwater Replenishment												-	0
LAIF - Fair Market Value Adjustment												-	0
Leased Interest Expense												-	0
AP Escrow Account - Refunds to AP												-	0
AP Escrow Account - Interest Earned						2						2	0
Refund-Basin O&M Expenses												-	0
Refund-Recharge Debt Service												-	0
Funding To/(From) Reserves												-	0
Net Other Income/(Expense)			-	-	-	2	(34,171.28)	-	-	-	-	(34,169)	0
Net Transfers To/(From) Reserves	(2,010,797)	0	(1,890,045)	(25,805)	(60,777)	2	(34,171.28)	-	-	-	-	(2,010,797)	(1,541,641)
Net Assets, July 1, 2022			8,452,739	871,691	163,807	374	1,644,153	(143,111)	(443,445)	(9,283)	132,997	10,669,923	
Net Assets, End of Period			6,562,693	845,885	103,030	376	1,609,982	(143,111)	(443,445)	(9,283)	132,997	8,659,126	8,659,126
Ag Pool Assessments Outstanding ²				(586,852)									
Ag Pool Fund Balance				<u>259,033</u>									
2021/22 Assessable Production			75,398.179	21,304.032	3,013.435							99,715.646	
2021/22 Production Percentages			75.613%	21.365%	3.022%							100.000%	

*Fund balance transfer as agreed to in the Peace Agreement.

Note ¹ - Agricultural Pool Legal Services for July 2022 through September 2022

Note ² - Outstanding balance of Agricultural Pool Special Assessments for \$200,000 is \$121,504.22 and \$635,000 invoicing is \$465,347.97

THIS PAGE
LEFT
INTENTIONALLY
BLANK
FOR PAGINATION



CHINO BASIN WATERMASTER

9641 San Bernardino Road, Rancho Cucamonga, CA 91730
Tel: 909.484.3888 Fax: 909.484.3890 www.cbwm.org

PETER KAVOUNAS, P.E.
General Manager

STAFF REPORT

DATE: November 17, 2022

TO: Advisory Committee and Board Members

SUBJECT: Treasurer's Report of Financial Affairs for the Period September 1, 2022 through September 30, 2022 - Financial Report B4 (September 30, 2022) (Consent Calendar Item I.B.4.)

SUMMARY

Issue: Record of increases or decreases in the cash position, assets and liabilities of Watermaster for the Period of September 1, 2022 through September 30, 2022. [Normal Course of Business]

Recommendation: Receive and file Treasurer's Report of Financial Affairs for the Period September 1, 2022 through September 30, 2022 as presented.

Financial Impact: Funds disbursed were included in the FY 2022/23 "Amended" Watermaster Budget.

Future Consideration

Advisory Committee – November 17, 2022: Receive and File

Watermaster Board – November 17, 2022: Receive and File

ACTIONS:

Appropriative Pool – November 10, 2022: Received and filed

Non-Agricultural Pool – November 10, 2022: Moved unanimously to receive and file, without approval

Agricultural Pool – November 10, 2022: Received and filed

Advisory Committee – November 17, 2022:

Watermaster Board – November 17, 2022:

Watermaster's function is to administer and enforce provisions of the Judgment and subsequent orders of the Court, and to develop and implement an Optimum Basin Management Program

BACKGROUND

A Treasurer's Report of Financial Affairs for the Period September 1, 2022 through September 30, 2022 is provided to keep all members apprised of the total cash in banks (Bank of America, LAIF, and CalTRUST); and cash on hand at the Watermaster office (petty cash) at the end of the period stated. The Treasurer's Report details the change (increase or decrease) in the overall cash position of Watermaster, as well as the changes (increase or decrease) to the assets and liabilities section of the balance sheet. The report also provides a detailed listing of all deposits and/or withdrawals in the California State Treasurer's Local Agency Investment Fund (LAIF) and/or CalTRUST, the most current effective yield as of the last quarter, and the ending balance in LAIF as of the reporting date.

DISCUSSION

The Treasurer's Report of Financial Affairs has been created from various financial reports and statements created from Intuit QuickBooks Enterprise Solutions 23.0, the Watermaster accounting system. The Treasurer's Report provided, balances to the supporting documentation in the Watermaster accounting system, as well as the supporting bank statements.

ATTACHMENTS

1. Financial Report – B4

**CHINO BASIN WATERMASTER
TREASURER'S REPORT OF FINANCIAL AFFAIRS FOR THE PERIOD
SEPTEMBER 1, 2022 THROUGH SEPTEMBER 30, 2022**

Financial Report - B4

DEPOSITORIES:

Cash on Hand - Petty Cash		\$	500
Bank of America			
Governmental Checking-Demand Deposits	\$	473,911	
Zero Balance Account - Payroll	-		473,911
Restricted Funds - AP Escrow			5,394
Local Agency Investment Fund - Sacramento			9,040,132
TOTAL CASH IN BANKS AND ON HAND	9/30/2022	\$	9,519,937
TOTAL CASH IN BANKS AND ON HAND	8/31/2022		10,494,370
PERIOD INCREASE (DECREASE)		\$	(974,433)

CHANGE IN CASH POSITION DUE TO:

Decrease/(Increase) in Assets: Accounts Receivable		\$	24,181
Assessments Receivable			(197,748)
Prepaid Expenses, Deposits & Other Current Assets			(2,730)
(Decrease)/Increase in Liabilities: Accounts Payable			(28,851)
Accrued Payroll, Payroll Taxes & Other Current Liabilities			(56,994)
Long Term Liabilities			4,709
Transfer to/(from) Reserves			(717,000)
PERIOD INCREASE (DECREASE)		\$	(974,433)

SUMMARY OF FINANCIAL TRANSACTIONS:

	Petty Cash	Govt'l Checking Demand	Zero Balance Account Payroll	Restricted Funds AP Escrow	Local Agency Investment Funds	Totals
Balances as of 8/31/2022	\$ 500	\$ 228,345	\$ -	\$ 5,393	\$ 10,260,132	\$ 10,494,370
Deposits	-	1,336,160	-	1	-	1,336,161
Transfers	-	(169,353)	(104,340)	-	(1,220,000)	(1,493,692)
Withdrawals/Checks	-	(921,241)	104,340	-	-	(816,902)
Balances as of 9/30/2022	\$ 500	\$ 473,911	\$ -	\$ 5,394	\$ 9,040,132	\$ 9,519,937
PERIOD INCREASE OR (DECREASE)	\$ -	\$ 245,566	\$ -	\$ 1	\$ (1,220,000)	\$ (974,433)

**CHINO BASIN WATERMASTER
TREASURER'S REPORT OF FINANCIAL AFFAIRS FOR THE PERIOD
SEPTEMBER 1, 2022 THROUGH SEPTEMBER 30, 2022**

Financial Report - B4

INVESTMENT TRANSACTIONS

Effective Date	Transaction	Depository	Activity	Redeemed	Days to Maturity	Interest Rate(*)	Maturity Yield
9/8/2022	Withdrawal		(635,000)				
9/16/2022	Withdrawal		(585,000)				
TOTAL INVESTMENT TRANSACTIONS			\$ (1,220,000)	\$0			

* The earnings rate for L.A.I.F. is a daily variable rate; 1.35% was the effective yield rate at the Quarter ended September 30, 2022.


**INVESTMENT STATUS
September 30, 2022**

<u>Financial Institution</u>	<u>Principal Amount</u>	<u>Number of Days</u>	<u>Interest Rate</u>	<u>Maturity Date</u>
Local Agency Investment Fund	\$ 9,040,132			
TOTAL INVESTMENTS	\$ 9,040,132			

Funds on hand are sufficient to meet all foreseen and planned Administrative and project expenditures during the next six months.

All investment transactions have been executed in accordance with the criteria stated in Chino Basin Watermaster's Investment Policy.

Respectfully submitted,



Joseph S. Joswiak
Chief Financial Officer



CHINO BASIN WATERMASTER

9641 San Bernardino Road, Rancho Cucamonga, CA 91730
Tel: 909.484.3888 Fax: 909.484.3890 www.cbwm.org

PETER KAVOUNAS, P.E.
General Manager

STAFF REPORT

DATE: November 17, 2022

TO: Advisory Committee and Board Members

SUBJECT: Budget vs. Actual Report for the Period July 1, 2022 through September 30, 2022 -
Financial Report B5 (September 30, 2022) (Consent Calendar Item I.B.5.)

SUMMARY

Issue: Record of revenues and expenses of Watermaster for the Period of July 1, 2022 through September 30, 2022. [Normal Course of Business]

Recommendation: Receive and file Budget vs. Actual Report for the Period July 1, 2022 through September 30, 2022 as presented.

Financial Impact: Funds disbursed were included in the FY 2022/23 "Amended" Watermaster Budget.

Future Consideration

Advisory Committee – November 17, 2022: Receive and File

Watermaster Board – November 17, 2022: Receive and File

ACTIONS:

Appropriative Pool – November 10, 2022: Received and filed

Non-Agricultural Pool – November 10, 2022: Moved unanimously to receive and file, without approval

Agricultural Pool – November 10, 2022: Received and filed

Advisory Committee – November 17, 2022:

Watermaster Board – November 17, 2022:

*Watermaster's function is to administer and enforce provisions of the Judgment and subsequent orders of the Court,
and to develop and implement an Optimum Basin Management Program*

BACKGROUND

A Budget vs. Actual Report for the period July 1, 2022 through September 30, 2022 is provided to keep all members apprised of the total revenues and expenses for the current fiscal year. The expense section is categorized into four distinct sections. Those sections are: Judgment Administration and Administrative Expenses; Optimum Basin Management Program Expenses; Program Element 1-9 Expenses; and Other Income/Expenses. The Budget vs. Actual report has been created from Intuit QuickBooks Enterprise Solutions 23.0, the Watermaster accounting system. The Budget vs. Actual report provided, balances to the supporting documentation in the Watermaster accounting system, as well as the supporting bank statements.

DISCUSSION

CURRENT MONTH – SEPTEMBER 2022

Year-To-Date (YTD) for the three months ending September 30, 2022, all but three categories were at or below the projected budget.

The categories over budget were: (1) the Administration Salary/Benefits expenses (6010s) were over budget by \$140,036 or 81.8% as a result of increased staff time and activities in the administrative functions. Please note that the overage is only in the administrative section, not with the entire consolidated staffing budget. (2) The Watermaster Legal Services (6070s) were over budget by \$48,489 or 41.6% as a result of increased activities in the areas of Court Coordination, Personnel Matters, unbudgeted expenses for the Ely 3 Basin Investigation, and miscellaneous legal expenses during the past three months. Please note that the overage is only in the administrative section, not the entire consolidated BHFS budget. (3) Groundwater Level Monitoring expenses (7104s) were over budget by \$36,606 or 48.9% as a result of increased Watermaster field staff time for monitoring and production data collection efforts. Please note that the overage is only in the Groundwater Level Monitoring section, not with the entire consolidated staffing budget.

There are no Budget Transfers or Budget Amendments being proposed for FY 2022/23 as of September 30, 2022.

Overall, the Watermaster (YTD) Actual Expenses were \$2,081,659 or 46.1% below the (YTD) Budgeted Expenses of \$4,519,931.

PREVIOUSLY REPORTED ACTIONS (Descending Order)

July 2022:

During the month of July 2022, the "Carry Over" funding was calculated. The Total "Carry Over" funding amount of \$1,541,640.96 has been posted to the general ledger accounts. The total amount of \$1,596,853.31 consisted of \$478,326.10 from Engineering Services, \$458,709.78 from Capital Improvement Projects, \$373,394.56 from OBMP Activities, \$145,428.66 from Pool Funding Accounts, and \$85,781.86 from Administration Services. More detailed information is provided regarding this issue under the "Carry Over" Funding section.

The "Amended" Budget for FY 2022/23 is \$11,073,616.96 which includes \$1,541,640.96 for the prior years "Carry Over" funding.

SALARIES EXPENSE

CURRENT MONTH – SEPTEMBER 2022

Watermaster's function is to administer and enforce provisions of the Judgment and subsequent orders of the Court, and to develop and implement an Optimum Basin Management Program

As of September 30, 2022, the total (YTD) Watermaster salary expenses were \$293 or 0.0% below the (YTD) budgeted amount of \$640,641. The overall staffing budget was developed with a staffing level of eleven Full-Time Equivalents (FTEs), and staffing is currently at eleven Full-Time Equivalents (FTEs).

Watermaster utilizes an in-house database time and attendance system to track and record staff's actual hours worked and records those hours to a specific project or activity. This time and attendance database of captured staff hours and activities is the basis for the bi-weekly payrolls which are processed using an external payroll processing service (ADP). During the FY 2022/23 budget development, Watermaster staff modified the internal timekeeping database system to better track the actual activities performed by the staff. Watermaster reduced the number of cost accounting activities from 160+ labor codes down to 53 labor codes. Watermaster staff can now record time to the following six activity categories: (1) Judgment Administration activities; (2) General Administrative activities; (3) Paid Leaves of vacation, sick or holiday; (4) Pools, Advisory or Board Meeting attendance; (5) OBMP activities; and (6) Program Elements 1 through 9 activities.

When the FY 2022/23 budget was developed, basic assumptions were used in allocating how staff's time would be spent and on which of the projects or activities. The staffing dollars were then allocated into those specific areas and budgeted on a 1/12 monthly budget. When actual staffing activities vary from the budgeted assumptions, a positive or negative variance can be created.

Currently the following actual allocations are tracking above the projected allocations due to Watermaster staff spending more time in these activities as follows: Judgment Administration-Document Review-WM Staff expenses (account 5901.1) above budget by \$44,420 or 164.1%; Judgment Administration-Water Accounting/Database-WM Staff expenses (account 5981) above budget by \$9,846 or 156.5%; WM Staff Salaries-Overtime expenses (account 6011.1) above budget by \$1,145 or 38.2%; 457(f) NQDC Plan expenses (account 6011.4) above budget by \$2,114 or 21.5%; Administrative-Accounting-WM Staff expenses (account 6011.10) above budget by \$20,136 or 41.8%; Administrative-Building Admin-WM Staff expenses (account 6011.15) above budget by \$2,018 or 33.1%; Administrative-Document Review-WM Staff expenses (account 6011.25) above budget by \$17,227 or 317.1%; Administrative-General-WM Staff expenses (account 6011.50) above budget by \$114,891 or 556.6%; Administrative-IT-WM Staff expenses (account 6011.70) above budget by \$17,568 or 319.5%; Administrative-Meetings-WM Staff expenses (account 6011.80) above budget by \$3,757 or 27.5%; Administrative-Training(Giving/Receiving) expenses (account 6011.95) above budget by \$1,101 or 19.6%; OBMP-General-WM Staff expenses above budget by \$5,209 or 30.5%; PE1-Monitoring Program-WM Staff expenses (account 7104.1) above budget by \$38,196 or 806.3%; and PE2-Comprehensive Recharge-WM Staff expenses (account 7201) above budget by \$13,484 or 203.6%.

Watermaster does not plan to present any Budget Transfers or Budget Amendments as of September 30, 2022.

The table summarizes the Year-To-Date (YTD) Actual Watermaster salary costs compared to the Year-To-Date (YTD) Budget as of September 30, 2022. Please be advised that the "\$ Over Budget" and the "% of Budget" columns are a comparison of the (YTD) Actual to the (YTD) Budget, not the 12-month Annual Budget. The 12-month Annual Budget column is presented only to provide the data in a full and complete format. The following details are provided:

	Jul '22 - Sep '22 Actual	Jul '22 - Sep '22 Budget	\$ Over Budget	% of Budget	FY 2022/23 Annual Budget
WM Salary Expense					
5901.1 · Judgment Admin - Doc. Review-WM Staff	71,495.39	27,075.00	44,420.39	264.06%	108,299.00
5901.3 · Judgment Admin - Field Work-WM Staff	0.00	15,623.00	-15,623.00	0.0%	62,491.00
5901.5 · Judgment Admin - General-WM Staff	5,576.61	36,628.00	-31,051.39	15.23%	146,513.00
5901.7 · Judgment Admin - Meeting-WM Staff	6,113.54	23,159.00	-17,045.46	26.4%	92,638.00
5901.9 · Judgment Admin - Reporting-WM Staff	0.00	18,642.00	-18,642.00	0.0%	74,568.00
5910 · JAdmin - Court Coord./Attendance-WM Staff	737.57	5,735.00	-4,997.43	12.86%	22,945.00
5911 · JAdmin - Exhibit G-WM Staff	0.00	4,773.00	-4,773.00	0.0%	19,090.00
5921 · JAdmin - Production Monitoring-WM Staff	3,256.84	10,207.00	-6,950.16	31.91%	40,822.00
5931 · JAdmin - Recharge Applications-WM Staff	1,239.13	2,298.00	-1,058.87	53.92%	9,191.00
5941 · JAdmin - Reporting-WM Staff	0.00	9,129.00	-9,129.00	0.0%	36,520.00
5951 · JAdmin - Rules & Regs-WM Staff	147.52	4,313.00	-4,165.48	3.42%	17,251.00
5961 · JAdmin - Safe Yield-WM Staff	7,508.78	13,480.00	-5,971.22	55.7%	53,915.00
5971 · JAdmin - Storage Agreements-WM Staff	790.68	13,348.00	-12,557.32	5.92%	53,393.00
5981 · JAdmin - Water Accounting/Database-WM Staff	16,138.08	6,292.00	9,846.08	256.49%	25,171.00
5991 · JAdmin - Water Transactions-WM Staff	2,280.44	8,870.00	-6,589.56	25.71%	35,490.00
6011.1 · WM Staff Salaries - Overtime	4,144.89	3,000.00	1,144.89	138.16%	12,000.00
6011.4 · 457(f) NQDC Plan	11,964.63	9,851.00	2,113.63	121.46%	39,402.00
6011.10 · Admin - Accounting-WM Staff	68,339.20	48,203.00	20,136.20	141.77%	192,807.00
6011.15 · Admin - Building Admin-WM Staff	8,116.42	6,098.00	2,018.42	133.1%	24,389.00
6011.20 · Admin - Conference/Seminars-WM Staff	14,887.36	16,041.00	-1,153.64	92.81%	64,170.00
6011.25 · Admin - Document Review-WM Staff	22,659.62	5,433.00	17,226.62	417.07%	21,729.00
6011.30 · Admin - Field Work-WM Staff	1,086.64	2,420.00	-1,333.36	44.9%	9,685.00
6011.50 · Admin - General-WM Staff	135,532.78	20,642.00	114,890.78	656.59%	82,566.00
6011.60 · Admin - HR-WM Staff	7,009.16	8,529.00	-1,519.84	82.18%	34,113.00
6011.70 · Admin - IT-WM Staff	23,067.25	5,499.00	17,568.25	419.48%	21,997.00
6011.80 · Admin - Meeting-WM Staff	17,424.21	13,667.00	3,757.21	127.49%	54,669.00
6011.90 · Admin - Team Building-WM Staff	6,271.77	6,832.00	-560.23	91.8%	27,330.00
6011.95 · Admin - Training (Give/Receive)-WM Staff	6,711.47	5,610.00	1,101.47	119.63%	22,439.00
6017 · Temporary Services	0.00	6,250.00	-6,250.00	0.0%	25,000.00
6201 · Advisory Committee - WM Staff	3,800.04	19,661.00	-15,860.96	19.33%	78,642.00
6301 · Watermaster Board - WM Staff	15,051.59	22,585.00	-7,533.41	66.64%	90,345.00
8301 · Appropriative Pool - WM Staff	7,354.27	22,585.00	-15,230.73	32.56%	90,345.00
8401 · Agricultural Pool - WM Staff	4,143.59	22,585.00	-18,441.41	18.35%	90,345.00
8501 · Non-Agricultural Pool - WM Staff	2,361.30	19,908.00	-17,546.70	11.86%	79,637.00
6901.1 · OBMP - Document Review-WM Staff	6,960.84	13,187.00	-6,226.16	52.79%	52,751.00
6901.3 · OBMP - Field Work-WM Staff	1,327.63	12,106.00	-10,778.37	10.97%	48,426.00
6901.5 · OBMP - General-WM Staff	22,262.37	17,053.00	5,209.37	130.55%	68,213.00
6901.7 · OBMP - Meeting-WM Staff	11,224.96	14,314.00	-3,089.04	78.42%	57,257.00
6901.9 · OBMP - Reporting-WM Staff	777.18	14,047.00	-13,269.82	5.53%	56,190.00
7104.1 · PE1 - Monitoring Program-WM Staff	42,932.94	4,737.00	38,195.94	906.33%	18,945.00
7201 · PE2 - Comprehensive Recharge - WM Staff	20,106.59	6,623.00	13,483.59	303.59%	26,495.00
7301 · PE3&5 - Water Supply/Desalter-WM Staff	0.00	4,763.00	-4,763.00	0.0%	19,048.00
7301.1 · PE5 - Reg. Supply Water Prgm.-WM Staff	0.00	5,009.00	-5,009.00	0.0%	20,042.00
7401 · PE4 - MZ1 Subsidence Mgmt. Plan-WM Staff	2,159.20	4,763.00	-2,603.80	45.33%	19,048.00
7501 · PE6 - Coop. Programs/Salt Mgmt.-WM Staff	885.09	6,373.00	-5,487.91	13.89%	20,042.00
7501.1 · PE 7 - Salt Nutrient Mgmt. Plan-WM Staff	885.09	6,373.00	-5,487.91	13.89%	25,501.00
7601 · PE8&9 - Storage Mgmt./Recovery-WM Staff	2,971.92	6,914.00	-3,942.08	42.98%	27,659.00
Subtotal WM Staff Costs	587,704.58	581,233.00	6,471.58	101.11%	2,319,524.00
60184.1 · Administrative Leave	0.00	1,588.00	-1,588.00	0.0%	6,354.00
60185 · Vacation	34,872.46	26,934.00	7,938.46	129.47%	107,736.00
60186 · Sick Leave	5,222.20	18,532.00	-13,309.80	28.18%	74,127.00
60187 · Holidays	12,549.08	12,354.00	195.08	101.58%	92,660.00
Subtotal WM Paid Leaves	52,643.74	59,408.00	-6,764.26	88.61%	280,877.00
Total WM Salary Costs	640,348.32	640,641.00	-292.68	99.95%	2,600,401.00

PREVIOUSLY REPORTED ACTIONS (Descending Order)
 None

Watermaster's function is to administer and enforce provisions of the Judgment and subsequent orders of the Court, and to develop and implement an Optimum Basin Management Program

LEGAL SERVICES
BROWNSTEIN HYATT FARBER SCHRECK EXPENSES

CURRENT MONTH – SEPTEMBER 2022

As of September 30, 2022, the total (YTD) Watermaster Legal Services expenses (consolidating the three categories of Watermaster Administrative Legal Services, Pool/Advisory/Board Meeting legal expenses, and OBMP legal expenses) were \$59,353 or 19.6% below the (YTD) budgeted amount of \$302,456.

The Watermaster Legal Services budget was developed jointly by the Watermaster staff and Brownstein Hyatt Farber Schreck staff with specific assumptions regarding the tasks and legal activities that would occur during FY 2022/23. The total legal services budget was developed by multiplying the number of hours that would be required to complete the specific tasks by the hourly rate. The “Approved” budget was adopted for the original amount of \$1,166,098.

Watermaster does not plan to present any Budget Transfers or Budget Amendments as of September 30, 2022.

WATERMASTER ADMINISTRATIVE LEGAL SERVICES:

Overall, the Watermaster Administrative Legal Services expense (6070s) as of September 30, 2022 was \$48,489 or 41.6% above the budgeted amount of \$116,647. The specific items within the Administrative Legal Services expenses (6070s) which were over budget were Court Coordination expenses (6071) which were over budget by \$41,409 or 204.5%; Personnel Matters expenses (6073) which were over budget by \$4,467 or 89.3%; Miscellaneous (6078) which were over budget by \$32,107 or 57.7%; and the Ely 3 Basin Investigation (6078.25) which were over budget by \$6,298 or 100%. Please see Note 1 on the following page for a more detailed explanation of the miscellaneous types of expenses (6078).

The specific items within the Administrative Legal Services expenses (6070s) which were under budget were the expenses for Rules & Regulations (6072) under budget by \$22,118 or 100%; Interagency Issues (6074) under budget by \$10,404 or 100%; and Party Status Maintenance expenses (6077) under budget by \$3,270 or 100%.

WATERMASTER POOLS, ADVISORY AND BOARD LEGAL SERVICES:

The Pools, Advisory Committee and the Board meeting legal expenses from BHFS are captured by month within the accounts (6275, 6375, 6375.1, 8375, 8475 and 8575). The legal service costs associated with the Board Workshop(s) are also included as part of this group. Overall, this category of legal expenses as of September 30, 2022 was \$30,425 or 47.5% below the budgeted amount of \$64,003. Normal Brownstein Hyatt Farber Schreck meeting attendance during any given month includes attendance at all three pool meetings, one Advisory Committee meeting and one Board meeting.

There were no scheduled Pool or Advisory Committee meetings during the month of July. However, during July there was a Robert’s Rules of Order Workshop held, as well as a Special Board meeting. The legal services budget was developed with the assumption of having eleven months of meetings, intentionally excluding the month of December 2022.

OBMP LEGAL SERVICES:

The OBMP legal expenses (accounts 6907.31 through 6907.90) were all below the budget for the month. As of September 30, 2022, the category of OBMP legal expenses were \$77,416 or 63.6% below the budgeted amount of \$121,806.

The table listed below summarizes the Brownstein Hyatt Farber Schreck (BHFS) expenses as of September 30, 2022 compared to the Year-To-Date (YTD) budget. Please be advised that the “\$ Over Budget” and the “% of Budget” columns are a comparison of the (YTD) Actual to the (YTD) Budget, not the 12-month Annual Budget. The 12-month Annual Budget column is presented only to provide the data in a full and complete format. The following details are provided:

Watermaster’s function is to administer and enforce provisions of the Judgment and subsequent orders of the Court, and to develop and implement an Optimum Basin Management Program

	Jul '22 - Sep '22 Actual	Jul '22 - Sep '22 Budget	\$ Over Budget	% of Budget	FY 2022/23 Annual Budget
6070 · Watermaster Legal Services					
6071 · BHFS Legal - Court Coordination	61,658.91	20,250.00	41,408.91	304.49%	74,250.00
6072 · BHFS Legal - Rules & Regulations	0.00	22,118.00	-22,118.00	0.0%	88,480.00
6073 · BHFS Legal - Personnel Matters	9,466.65	5,000.00	4,466.65	189.33%	10,300.00
6074 · BHFS Legal - Interagency Issues	0.00	10,404.00	-10,404.00	0.0%	41,616.00
6077 · BHFS Legal - Party Status Maintenance	0.00	3,270.00	-3,270.00	0.0%	13,080.00
6078 · BHFS Legal - Miscellaneous (Note 1)	87,711.70	55,605.00	32,106.70	157.74%	222,420.00
6078.25 · BHFS - Ely 3 Basin Investigation	6,298.37	0.00	6,298.37	100.0%	0.00
Total 6070 · Watermaster Legal Services	165,135.63	116,647.00	48,488.63	141.57%	450,146.00
6275 · BHFS Legal - Advisory Committee	3,881.25	6,936.00	-3,054.75	55.96%	25,432.00
6375 · BHFS Legal - Board Meeting	20,536.65	22,140.00	-1,603.35	92.76%	81,180.00
6375.1 · BHFS Legal - Board Workshop(s)	0.00	8,917.00	-8,917.00	0.0%	26,750.00
8375 · BHFS Legal - Appropriative Pool	3,053.25	8,670.00	-5,616.75	35.22%	31,790.00
8475 · BHFS Legal - Agricultural Pool	3,053.25	8,670.00	-5,616.75	35.22%	31,790.00
8575 · BHFS Legal - Non-Ag Pool	3,053.25	8,670.00	-5,616.75	35.22%	31,790.00
Total BHFS Legal Services	33,577.65	64,003.00	-30,425.35	52.46%	228,732.00
6907.3 · WM Legal Counsel					
6907.31 · Archibald South Plume	0.00	2,875.00	-2,875.00	0.0%	11,505.00
6907.32 · Chino Airport Plume	0.00	2,875.00	-2,875.00	0.0%	11,505.00
6907.33 · Desalter/Hydraulic Control	0.00	8,856.00	-8,856.00	0.0%	35,420.00
6907.34 · Santa Ana River Water Rights	258.75	4,905.00	-4,646.25	5.28%	19,620.00
6907.36 · Santa Ana River Habitat	0.00	7,166.00	-7,166.00	0.0%	28,660.00
6907.38 · Reg. Water Quality Cntrl Board	4,551.75	12,793.00	-8,241.25	35.58%	51,170.00
6907.39 · Recharge Master Plan	2,123.10	3,270.00	-1,146.90	64.93%	13,080.00
6907.40 · Storage Agreements	0.00	4,039.00	-4,039.00	0.0%	16,155.00
6907.41 · Prado Basin Habitat Sustainability	0.00	3,270.00	-3,270.00	0.0%	13,080.00
6907.44 · SGMA Compliance	0.00	2,357.00	-2,357.00	0.0%	9,430.00
6907.45 · OBMP Update	18,385.20	31,550.00	-13,164.80	58.27%	126,200.00
6907.47 · 2020 Safe Yield Reset	19,071.40	16,155.00	2,916.40	118.05%	64,620.00
6907.48 · Ely Basin Investigation	0.00	12,793.00	-12,793.00	0.0%	51,170.00
6907.90 · WM Legal Counsel - Unanticipated	0.00	8,902.00	-8,902.00	0.0%	35,605.00
Total 6907 · WM Legal Counsel	44,390.20	121,806.00	-77,415.80	36.44%	487,220.00
Total Brownstein, Hyatt, Farber, Schreck Costs	243,103.48	302,456.00	-59,352.52	80.38%	1,166,098.00

Note 1: The types of legal activities that have been charged against the "Miscellaneous" legal category account 6078 are as follows: (1) Correspondence and discussions with Watermaster staff regarding current issues/topics; (2) Correspondence with Watermaster staff regarding special projects (assessment package, replenishment obligations, annual report, audit report, business plan, etc.); (3) Brownstein's status review of ongoing Watermaster projects and issues; (4) Brownstein's update of the outstanding issues list; (5) Coordination of ongoing Watermaster projects; (6) Review of draft documents and contracts; (7) Review transfer documents; (8) Ground-Level Monitoring Committee reports/meetings; (9) CEQA review and compliance; (10) Desalter Replenishment obligations, assessment methodologies, and ongoing issues; (11) Master Cost Sharing Agreement with IEUA; (12) Estimation and adoption of an evaporative loss policy for Recharge; (13) Right of Entry Agreements for various locations; (14) Payment of Ag Legal Fees; (15) Ag Invoices; and (16) Miscellaneous legal research on current and pending issues.

PREVIOUSLY REPORTED ACTIONS (Descending Order)
None

OBMP - WATERMASTER AND WEST YOST STAFF, ENGINEERING SERVICES, LEGAL SERVICES, AND OTHER COSTS

CURRENT MONTH – SEPTEMBER 2022

Reviewing in total the OBMP Watermaster and West Yost Staff, Engineering Services, Legal Services, and Other Costs (consolidating the six categories of OBMP Watermaster and West Yost Staff, SAWPA, OBMP

Watermaster's function is to administer and enforce provisions of the Judgment and subsequent orders of the Court, and to develop and implement an Optimum Basin Management Program

Engineering Services, OBMP Legal Costs, OBMP Update Costs, and OBMP Other Expenses) for the three months ending September 30, 2022, the actual expenses of \$209,445 were below the budgeted amount of \$473,080 by \$263,635 or 55.7%. For a detailed discussion, the following is provided.

For September 30, 2022, the accounts 6901 (Optimum Basin Mgmt. Program) section was below the Year-To-Date (YTD) budget by \$2,371 or 2.5%. Watermaster utilizes an in-house database time and attendance system to record and document staff's actual hours worked and also allocates those hours to a specific project or activity. Watermaster staff time could be charged to Judgment Administration, General Administrative, OBMP, or Program Elements 1-9 categories. Recently, Watermaster staff spent less time on specific OBMP related areas as budgeted. As a result, Watermaster staff allocated less actual time to the OBMP project as budgeted, which resulted in an under-budget variance of \$28,154 or 39.8%. West Yost staff, however, spent more time on general meetings and reporting activities, and as a result, was over budget by \$25,783 or 110.5%. When consolidated, the accounts 6901 (as stated earlier) were below the budget by \$2,371 or 2.5%.

For September 30, 2022, account (6903) for the Santa Ana Watershed Project Authority (SAWPA) FY 2022/23 Basin Monitoring Program Task Force Contribution was budgeted at \$21,458 and actual expenses were \$21,458.

For September 30, 2022, the accounts 6906 (Optimum Basin Mgmt. Program Engineering Services) section was below the Year-To-Date (YTD) budget by \$173,900 or 80.1%. The majority of expenses within this OBMP category were under budget (YTD), however, the account over budget was the OBMP-Data Requests-Non CBWM Staff (6906.72) which was over budget by \$1,396 or 21.8%.

Within the 6906 categories, one account had funding "Carried-Over" from the previous fiscal year. The Integrated Model Meetings-IEUA Costs expenses (6906.15) had \$25,774 brought forward from the previous year. The amount of \$25,774 has been included in the FY 2022/23 "Amended" budget.

Within the category 6907 (Optimum Basin Mgmt. Program Legal Fees) are the remaining Brownstein Hyatt Farber Schreck (BHFS) Watermaster's legal expenses. Within the legal expense category, there was one line items which was above the budget. That account was the 2020 Safe Yield Reset expenses (6907.47) which was above budget by \$2,916 or 18.0%. The individual legal projects/activities that were below budget for the Year-To-Date (YTD) period were the Archibald South Plume of \$2,875; the Chino Airport Plume of \$2,875; the Desalter/Hydraulic Control of \$8,856; Santa Ana River Water Rights of \$4,646; the Santa Ana River Habitat of \$7,166; the Regional Water Quality Control Board of \$8,241; the Recharge Master Plan of \$1,147; Storage Agreements of \$4,039; the Prado Basin Habitat Sustainability of \$3,270; SGMA Compliance of \$2,357; the OBMP Update of \$13,165; the Ely Basin Investigation expenses of \$12,793; and the WM Unanticipated legal expenses of \$8,902. The below budget items totaled \$80,332. For the three months ended September 30, 2022, the overall cumulative (YTD) budget was \$121,806 and the actual (BHFS) legal expenses totaled \$44,390 which resulted in an under-budget variance of \$77,416 or 63.6%.

The OBMP Update Costs (6908.1) were below the budget for the month. These expenses relate to the OBMP Update costs for the contract between Tom Dodson and Associates and CBWM to procure environmental review services for the 2020 OBMP Update. The contract had a remaining amount available of \$16,345 as of the year-ended June 30, 2022 and that amount was "Carried-Over" into the FY 2022/23 budget. As of September 30, 2022, the actual expenses were \$7,690 or 47.0% below the budgeted amount of \$16,345. The budget has a remaining balance as of September 30, 2022 of \$7,690.

The OBMP Other Expenses (6909's) were below the budget for the month. These expenses are typically conference calls, meeting expenses, supplies, annual inspection fees, and other miscellaneous type expenses. As of September 30, 2022, this category of expenses was \$2,259 or 98.0% below the budgeted amount of \$2,306.

Overall, the Optimum Basin Management Program (OBMP) category was \$209,445 actual (YTD) compared to a budget (YTD) of \$473,080 for an under budget of \$263,635 or 55.7% as of September 30, 2022.

Watermaster's function is to administer and enforce provisions of the Judgment and subsequent orders of the Court, and to develop and implement an Optimum Basin Management Program

Watermaster does not plan to present any Budget Transfers or Budget Amendments as of September 30, 2022.

The table listed below summarizes the Optimum Basin Management Program (OBMP) expenses as of September 30, 2022 compared to the Year-To-Date (YTD) budget. Please be advised that the "\$ Over Budget" and the "% of Budget" columns are a comparison of the (YTD) Actual to the (YTD) Budget, not the 12-month Annual Budget. The 12-month Annual Budget column is presented only to provide the data in a full and complete format. The following details are provided:

	Jul '22 - Sep '22 Actual	Jul '22 - Sep '22 Budget	\$ Over Budget	% of Budget	FY 2022/23 Annual Budget
6900 - Optimum Basin Mgmt Plan					
6901.1 - OBMP - Document Review-WM Staff	6,960.84	13,187.00	-6,226.16	52.79%	52,751.00
6901.3 - OBMP - Field Work-WM Staff	1,327.63	12,106.00	-10,778.37	10.97%	48,426.00
6901.5 - OBMP - General-WM Staff	22,262.37	17,053.00	5,209.37	130.55%	68,213.00
6901.7 - OBMP - Meeting-WM Staff	11,224.96	14,314.00	-3,089.04	78.42%	57,257.00
6901.8 - OBMP - Meeting-West Yost	32,666.31	10,139.00	22,527.31	322.19%	40,553.00
6901.9 - OBMP - Reporting-WM Staff	777.18	14,047.00	-13,269.82	5.53%	56,190.00
6901.95 - OBMP - Reporting-West Yost	16,445.00	13,189.00	3,256.00	124.69%	52,762.00
Total 6901 - OBMP WM and West Yost Staff	91,664.29	94,035.00	-2,370.71	97.48%	376,152.00
6903 - OBMP - SAWPA Group	21,458.00	21,458.00	0.00	100.0%	21,458.00
Total 6903 - OBMP - SAWPA	21,458.00	21,458.00	0.00	100.0%	21,458.00
6906 - OBMP Engineering Services					
6906.1 - OBMP - Watermaster Model Update	0.00	0.00	0.00	0.0%	0.00
6906.15 - Integrated Model Mtgs. - IEUA Costs	0.00	25,774.00	-25,774.00	0.0%	25,774.00
6906.21 - State of the Basin Report	0.00	87,769.00	-87,769.00	0.0%	175,540.00
6906.26 - 2020 OBMP Update	14,177.25	69,200.00	-55,022.75	20.49%	276,799.00
6906.71 - OBMP - Data Requests - CBWM Staff	10,687.75	16,927.00	-6,239.25	63.14%	67,710.00
6906.72 - OBMP - Data Requests - Non CBWM	7,810.25	6,414.00	1,396.25	121.77%	25,656.00
6906 - OBMP Engineering Services - Other	10,555.00	11,046.00	-491.00	95.56%	44,180.00
Total 6906 - OBMP Engineering Services	43,230.25	217,130.00	-173,899.75	19.91%	615,659.00
6907 - OBMP Legal Fees					
6907.3 - WM Legal Counsel					
6907.31 - Archibald South Plume	0.00	2,875.00	-2,875.00	0.0%	11,505.00
6907.32 - Chino Airport Plume	0.00	2,875.00	-2,875.00	0.0%	11,505.00
6907.33 - Desalter/Hydraulic Control	0.00	8,856.00	-8,856.00	0.0%	35,420.00
6907.34 - Santa Ana River Water Rights	258.75	4,905.00	-4,646.25	5.28%	19,620.00
6907.36 - Santa Ana River Habitat	0.00	7,166.00	-7,166.00	0.0%	28,660.00
6907.38 - Reg. Water Quality Cntrl Board	4,551.75	12,793.00	-8,241.25	35.58%	51,170.00
6907.39 - Recharge Master Plan	2,123.10	3,270.00	-1,146.90	64.93%	13,080.00
6907.40 - Storage Agreements	0.00	4,039.00	-4,039.00	0.0%	16,155.00
6907.41 - Prado Basin Habitat Sustainability	0.00	3,270.00	-3,270.00	0.0%	13,080.00
6907.44 - SGMA Compliance	0.00	2,357.00	-2,357.00	0.0%	9,430.00
6907.45 - OBMP Update	18,385.20	31,550.00	-13,164.80	58.27%	126,200.00
6907.47 - 2020 Safe Yield Reset	19,071.40	16,155.00	2,916.40	118.05%	64,620.00
6907.48 - Ely Basin Investigation	0.00	12,793.00	-12,793.00	0.0%	51,170.00
6907.90 - WM Legal Counsel - Unanticipated	0.00	8,902.00	-8,902.00	0.0%	35,605.00
Total 6907 - WM Legal Counsel	44,390.20	121,806.00	-77,415.80	36.44%	487,220.00
6908 - OBMP Updates					
6908.1 - 2020 OBMP Update-Dodson & Assoc.	8,655.00	16,344.56	-7,689.56	52.95%	16,344.56
Total 6908 - OBMP Updates	8,655.00	16,344.56	-7,689.56	52.95%	16,344.56
6909 - OBMP Other Expenses					
6909.1 - OBMP Meetings	46.83	375.00	-328.17	12.49%	1,500.00
6909.3 - Other OBMP Expenses	0.00	681.00	-681.00	0.0%	2,724.00
6909.6 - OBMP Expenses - Miscellaneous	0.00	1,250.00	-1,250.00	0.0%	5,000.00
6909 - OBMP Other Expenses - Other	0.00	0.00	0.00	0.0%	0.00
Total 6909 - OBMP Other Expenses	46.83	2,306.00	-2,259.17	2.03%	9,224.00
Total 6900 - Optimum Basin Mgmt Plan	209,444.57	473,079.56	-263,634.99	44.27%	1,526,057.56

PREVIOUSLY REPORTED ACTIONS (Descending Order)
None

Watermaster's function is to administer and enforce provisions of the Judgment and subsequent orders of the Court, and to develop and implement an Optimum Basin Management Program

ENGINEERING SERVICES
WEST YOST ASSOCIATES

CURRENT MONTH – SEPTEMBER 2022

As of September 30, 2022, the total (YTD) Engineering Services expenses were \$777,948 or 57.5% below the (YTD) budget amount of \$1,352,422. The Engineering Services were all under budget of as of September 30, 2022, except for the Appropriative Pool Meetings-WY Staff expenses (8306) which were over budget by \$449 or 8.0%; OBMP-Meetings-WY Staff expenses (6901.8) which were over budget by \$22,527 or 222.2%; OBMP-Reporting-WY Staff expenses (6901.95) which were over budget by \$3,256 or 24.7%; the OBMP-Data Request-Non CBWM expenses (6906.72) which were over budget by \$1,396 or 21.8%; the Groundwater Level-Engineering expenses (7104.3) which were over budget by \$2,525 or 4.5%; the Groundwater Level-Capital Equipment expenses (7104.9) which were over budget by \$1,322 or 14.6%; the PE3&5-Engineering-Outside Professionals expenses (7306) which were over budget by \$14,563 or 267.8%; PE4-Engineering expenses (7402) which were over budget by \$5,269 or 6.6%; and the PE6&7-Engineering expenses (7502) which were over budget by \$10,194 or 11.5%.

The “Original” Approved budget for FY 2022/23 for Engineering Services was \$3,281,528. The Engineering Services budget was Amended with the addition of “Carry-Over” funding totaling \$478,328.10 which brought the FY 2022/23 “Amended” Budget amount to \$3,759,854.10.

West Yost Associates provides Watermaster a Progress and Estimated Cost at Completion (ECAC) report each quarter. The purpose of this (ECAC) report is to update Watermaster on whether or not the Engineering Services budget will be above or below budget at the end of the fiscal year. If the Engineering Services budget is expected to be above budget at fiscal year-end, a Budget Amendment or Budget Transfer Form would need to be approved to ensure funding.

The first ECAC report for the current fiscal year has been provided for the period ending September 30, 2022 and shows a projected under budget at fiscal year-end June 30, 2023 of \$51,839.

Table 2
Summary of Engineering Budget for Fiscal Year 2022/23

As of September 30, 2022

Acct #	Description	Total Engineering Cost Estimate	Total Billed As of September 30, 2022	Total Projected (ECTC) October 2022 thru June 2023	Total Billed and Projected (ECAC)	Under/(Over)	YTD % Billed	% Billed
6900	Optimum Basin Mgmt Program	\$ 1,150,628	\$ 126,750	\$ 973,011	\$ 1,099,760	\$ 50,868	11%	96%
7100	Program Element 1: Comprehensive Monitoring Program	\$ 984,286	\$ 246,683	\$ 738,336	\$ 985,019	\$ (732)	25%	100%
7200	Program Element 2: Comprehensive Recharge Program	\$ 475,261	\$ 62,598	\$ 412,663	\$ 475,261	\$ -	13%	100%
7300	Program Elements 3 & 5: Water Supply Plan - Desalter	\$ 19,776	\$ -	\$ 10,000	\$ 10,000	\$ 9,776	0%	51%
7400	Program Element 4: Mgmt Zone Strategies	\$ 316,333	\$ 84,096	\$ 231,839	\$ 315,935	\$ 398	27%	100%
7500	Program Elements 6 & 7: Coop Efforts/Salt Mgmt	\$ 252,629	\$ 33,602	\$ 227,498	\$ 261,100	\$ (8,471)	13%	103%
7600	Program Elements 8 & 9: Storage Mgmt/Conj Use	\$ 518,861	\$ 59,533	\$ 459,328	\$ 518,861	\$ (0)	11%	100%
Totals		\$ 3,717,774	\$ 613,261	\$ 3,052,674	\$ 3,665,936	\$ 51,839	16%	99%

The Fiscal Year 2022/23 Progress and Estimated Cost at Completion for the Period July 1, 2022 through September 30, 2022 report from West Yost Associates is provided. Please access this link:

Watermaster's function is to administer and enforce provisions of the Judgment and subsequent orders of the Court, and to develop and implement an Optimum Basin Management Program

<https://cbwm.syncedtool.com/shares/file/gL5YkjR1Ky8/?modal=1>

Watermaster has two Budget Amendments (A-22-11-01 for \$60,000 and A-22-11-02 for \$150,000) which are being presented as Business Items during the month of November 2022.

The table listed below summarized the Year-To-Date (YTD) Actual West Yost Associates and other Engineering costs compared to the Year-To-Date (YTD) Budget as of September 30, 2022. Please be advised that the "\$ Over Budget" and the "% of Budget" columns are a comparison of the (YTD) Actual to the (YTD) Budget, not the 12-month Annual Budget. The 12-month Annual Budget column is presented only to provide the data in a full and complete format. The following details are provided:

	Jul '22 - Sep '22 Actual	Jul '22 - Sep '22 Budget	\$ Over Budget	% of Budget	FY 2022/23 Annual Budget
5901.8 · JAdmin - Meetings-Engineering Services	556.00	10,138.00	-9,582.00	5.48%	40,552.00
5906.1 · JAdmin - Watermaster Model Update	1,668.25	17,918.00	-16,249.75	9.31%	71,674.00
5906.71 · JAdmin - Data Requests-CBWM Staff	902.50	16,928.00	-16,025.50	5.33%	67,710.00
5906.72 · JAdmin - Data Requests-Non-CBWM Staff	0.00	6,414.00	-6,414.00	0.0%	25,656.00
5925 · JAdmin - Ag Production & Estimation	16,818.25	36,713.00	-19,894.75	45.81%	79,877.00
5935 · JAdmin - Mat'l Physical Injury Requests	1,770.75	20,368.00	-18,597.25	8.69%	81,472.00
5945 · JAdmin - WM Annual Report Preparation	2,927.25	7,660.00	-4,732.75	38.22%	15,320.00
5965 · JAdmin - Support Data Collection & Mgmt Process	260.00	3,642.00	-3,382.00	7.14%	14,568.00
6206 · Advisory Committee Meetings-WY Staff	2,471.34	5,651.00	-3,179.66	43.73%	22,603.00
6306 · Watermaster Board Meetings-WY Staff	4,257.05	5,651.00	-1,393.95	75.33%	22,603.00
8306 · Appropriative Pool Meetings-WY Staff	6,100.30	5,651.00	449.30	107.95%	22,603.00
8406 · Agricultural Pool Meetings-WY Staff	1,597.00	5,651.00	-4,054.00	28.26%	22,603.00
8506 · Non-Agricultural Pool Meetings-WY Staff	1,128.50	5,651.00	-4,522.50	19.97%	22,603.00
6901.8 · OBMP - Meetings-WY Staff	32,666.31	10,139.00	22,527.31	322.19%	40,553.00
6901.95 · OBMP - Reporting-WY Staff	16,445.00	13,189.00	3,256.00	124.69%	52,762.00
6906 · OBMP Engineering Services - Other	10,555.00	11,046.00	-491.00	95.56%	44,180.00
6906.15 · Integrated Model Mtgs-IEUA Cost	0.00	25,774.00	-25,774.00	0.0%	25,774.00
6906.21 · State of the Basin Report	0.00	87,769.00	-87,769.00	0.0%	175,540.00
6906.26 · 2020 OBMP Update	14,177.25	69,200.00	-55,022.75	20.49%	276,799.00
6906.71 · OBMP - Data Requests - CBWM Staff	10,687.75	16,927.00	-6,239.25	63.14%	67,710.00
6906.72 · OBMP - Data Requests - Non CBWM	7,810.25	6,414.00	1,396.25	121.77%	25,656.00
7104.3 · Grdwtr Level-Engineering	58,129.31	55,604.00	2,525.31	104.54%	222,417.00
7104.8 · Grdwtr Level-Contracted Services	0.00	2,500.00	-2,500.00	0.0%	10,000.00
7104.9 · Grdwtr Level-Capital Equipment	10,406.88	9,085.00	1,321.88	114.55%	9,085.00
7202 · PE2-Comp Recharge-Engineering Services	2,144.00	7,650.00	-5,506.00	28.03%	30,600.00
7202.2 · PE2-Comp Recharge-Engineering Services	13,592.50	109,835.00	-96,242.50	12.38%	153,572.00
7206.1 · SB88 Specs-Compliance-50% IEUA	0.00	54,012.38	-54,012.38	0.0%	54,012.38
7210 · OBMP - 2023 RMPU	49,005.25	87,898.25	-38,893.00	55.75%	247,588.25
7220 · Integrated Model Mtg./Tech. Review-50% IEUA	1,007.75	6,503.00	-5,495.25	15.5%	26,014.00
7302 · PE3&5-PBHSP Monitoring Program	4,195.25	38,485.00	-34,289.75	10.9%	90,937.00
7303 · PE3&5-Engineering - Other	0.00	4,944.00	-4,944.00	0.0%	19,776.00
7306 · PE3&5-Engineering - Outside Professionals	20,000.00	5,437.00	14,563.00	367.85%	21,750.00
7402 · PE4-Engineering	85,017.63	79,749.00	5,268.63	106.61%	238,723.00
7402.10 · PE4-Northwest MZ1 Area Project	19,898.50	107,549.00	-87,650.50	18.5%	236,653.00
7403 · PE4-Eng. Services-Contracted Services-InSar	0.00	21,250.00	-21,250.00	0.0%	85,000.00
7406 · PE4-Engineering Services-Outside Professionals	0.00	7,792.00	-7,792.00	0.0%	31,167.00
7408 · PE4-Engineering Services-Network Equipment	3,593.94	8,302.00	-4,708.06	43.29%	18,210.00
7502 · PE6&7-Engineering	98,823.75	88,630.00	10,193.75	111.5%	354,520.00
7505 · PE6&7-Laboratory Services	10,240.00	14,823.00	-4,583.00	69.08%	54,207.00
7508 · HC Mitigation Plan-50% IEUA (TO #6)	0.00	12,754.00	-12,754.00	0.0%	21,016.00
7510 · PE6&7-IEUA Salinity Mgmt. Plan	2,317.16	73,018.47	-70,701.31	3.17%	73,018.47
7511 · PE6&7-SAWBMP Task Force-50% IEUA	3,770.50	5,977.00	-2,206.50	63.08%	23,909.00
7610 · PE8&9-Support 2020 Mgmt. Plan	0.00	43,220.00	-43,220.00	0.0%	43,220.00
7614 · PE8&9-Support Imp. Safe Yield Court Order	59,533.30	118,910.00	-59,376.70	50.07%	475,641.00
Total Engineering Services Costs	574,474.47	1,352,422.10	-777,947.63	42.48%	3,759,854.10 *

* West Yost and Subcontractor Engineering Budget of \$3,281,528 plus Carryover Funds from FY 2021/22 of \$478,326.10
Carryover Funds from FY 2021/22 of \$478,326.10 = \$22,325 (5925); \$25,774 (6906.15); \$1,085 (7104.9); \$21,000 (7302); \$5,000 (7408); \$95,256 (7202.2); \$54,012.38 (7206.1); \$34,668.25 (7210); \$26,758 (7402); \$64,515 (7402.1); \$1,694 (7505); \$10,000 (7508); \$73,018.47 (7510); and \$43,220 (7610).

Watermaster's function is to administer and enforce provisions of the Judgment and subsequent orders of the Court, and to develop and implement an Optimum Basin Management Program

PREVIOUSLY REPORTED ACTIONS (Descending Order)

August 2022:

The first quarter (ECAC) report is scheduled for issuance and distribution in early May 2022 for the period July 1, 2022 through March 31, 2022.

Watermaster does not plan to present any Budget Transfers or Budget Amendments at this time.

July 2022:

The explanations regarding the Carry-Over amount of \$478,328.10 from FY 2021/22 to the FY 2022/23 budget is provided as follows:

1. IEUA - Integrated Model Meetings and Technical Review - 50% IEUA Cost Share (Account 6906.15): \$51,548 (Watermaster's portion is \$25,774)
The requested carryover is necessary because this effort was planned for completion in FY 2021/22 but is now scheduled to be completed in FY 2022/23.
2. Groundwater Quality Monitoring Program (Account 7505 - formerly account 7103.5): \$1,694
The carryover is necessary for the laboratory cost for the HCMP GW and SW monitoring program. The work was completed in FY 2021/22, but the invoice has not yet been received from the laboratory.
3. Groundwater Level Monitoring Program (Account 7104.9): \$1,085
The requested carryover is necessary for the purchase of replacement transducer for the MZ1 transducer monitoring program. The work was completed in FY 2021/22, but the invoice has not yet been received from the subcontractor.
4. Ground Level - Capital Equipment (Account 7408 - formerly account 7107.8): \$5,000
The requested carryover is necessary for the of purchase of a replacement door at the Ayala Park Extensometer facility and for materials and equipment for the Pomona Extensometer Facility. These orders were made in FY 2021/22 but the invoices have not yet been received.
5. Prado Basin Habitat Monitoring, Data Analysis and Reporting - 50% IEUA Cost Share (Account 7302 - formerly account 7108.31) \$42,000 (Watermaster's portion is \$21,000)
The requested carryover is necessary to implement a recommendation in Prado Basin Habitat Sustainability Committee Annual Report for Water Year 2021 (approved in June 2021) to update the digital elevation model for the Prado Basin. This data will improve the estimates of current depth- to-groundwater in the study area, and in critical areas where there are observed declines in groundwater levels that could potentially threaten the quality of the riparian habitat.
6. Agriculture Production and Estimation (Account 5925 – formerly account 7110.3): \$22,325
The requested carryover is necessary to complete the Agriculture Production and Estimation work that was planned for completion in FY 2021/22 but is now scheduled to be completed in FY 2022/23.
7. PE2: Engineering Services for Other Recharge Improvement Projects (Account 7202.2): \$95,256
The requested carryover is necessary to finalize this work in FY 2022/23. The work includes conducting a life-cycle analysis at the San Sevaine 1 and Etiwanda Debris conservation berms and preparing a technical memorandum describing the analysis and conclusions. The scope and schedule for this work was refined with input from IEUA and Watermaster Staff in FY 2020/21. The work is to be completed in FY 2022/23.
8. SB88 Specification to Ensure Compliance with Regulations (Account 7206.1) - \$108,024 (GRCC's portion is \$54,012 and IEUA's portion is \$54,012)

The requested carryover is necessary to provide as-needed support to IEUA and Watermaster in implementing the recommendations described in the technical memorandum evaluating the existing methodology to estimate stormwater diversions in the Chino Basin.

9. 2023 RMPU Recharge Master Plan Scoping (Account 7210): \$34,668. The requested Carry-Over is necessary to complete the scope, budget and report outline the 2023 RMPU.
10. Management Zone Strategies - Data Analyses and Reports (Account 7402): \$26,758
The requested carryover is necessary because the GLMC annual report is prepared over two fiscal years and is completed in November. Not as much progress was made in FY 2021/22 as was anticipated. The unspent budget in FY 2021/22 is needed to complete the annual report.
11. Management Zone Strategies - Northwest MZ-1 (Account 7402.10): \$64,515
The requested carryover is necessary because this is a multi-year project to develop a subsidence management plan for the Northwest MZ-1, and not all tasks planned/budgeted in FY 2021/22 were completed and must be completed in FY 2022/23. This included the request by the GLCM to perform a sensitivity study on the 1D compaction models and the use of the 1D compaction models to evaluate the effectiveness of potential subsidence management strategies. Carryover needed to complete the GLMC annual report. Tim Moore was on vacation and so we didn't make as much progress on this task as was anticipated in 2021/22.
12. Updated Plan - Mitigation Temp Loss of Hydraulic Control of Basin - 50% IEUA Cost Share (Account 7508): \$20,000 (Watermaster's portion is \$10,000)
The requested carryover is necessary to complete regulatory compliance support or add additional model simulations that may potentially be requested by the Regional Board based on its review of the submitted Plan.
13. IEUA - Update Recycled Water Permit - Salinity (Account 7510): \$81,214 (Watermaster's portion is \$73,019)
The requested carryover is necessary to complete the technical and regulatory compliance support work to update the Chino Basin Maximum Benefit Salt and Nutrient Management Plan. This multiyear project began FY 2017/18 and will continue through FY 2022/23.
14. PE 8/9: Support Implementation of the 2020 Storage Management Plan (Account 7610): \$43,220
This budget is for as-requested technical support to Watermaster staff, updating the information required for a complete Storage and Recovery Program application, updating the Storage and Recovery Program application forms, and updating the process to evaluate an application. No implementation activities occurred in FY 2021/22. The entire budget is requested to be carried over to FY 2022/23.

PRADO BASIN HABITAT SUSTAINABILITY PROGRAM

Ongoing Costs

Program costs that are ongoing (Ongoing Costs) will be cost-shared between Watermaster and IEUA, split on a 50/50 basis, subject to the following limitation: in each fiscal year, neither Watermaster nor IEUA shall be obligated to reimburse the other for Ongoing Costs that exceed the amount that the reimbursing party has budgeted for Ongoing Costs in that fiscal year, except as agreed upon by both parties in writing or as amended during the fiscal year. The first year expenses (FY 2016/17) to be cost shared were approximately \$300,000, with projected future years (FY 2017/18 and forward) estimated at approximately \$150,000. For the purposes of the agreement, Ongoing Costs are defined as the costs associated with the following Program activities:

1. A Riparian Habitat Monitoring Program, including, but not limited to, the following sub-tasks:

Watermaster's function is to administer and enforce provisions of the Judgment and subsequent orders of the Court, and to develop and implement an Optimum Basin Management Program

- a. Design and implement a site-specific vegetation monitoring program with the United States Bureau of Reclamation (USBR) and Orange County Water District, pursuant to which USBR will perform site-specific vegetation surveys.
 - b. Manage and perform custom flight to collect a high resolution air photo of the Prado Basin Region.
 - c. Collect, check, and upload historical air photos and vegetation survey data in the Prado Basin region.
 - d. Collect, check, and upload historical Landsat data in the Prado Basin region.
2. A Climate Monitoring Program, including, but not limited to, the following sub-task:
 - a. Collect, check, and upload climatic data on an annual basis
 3. Preparation of the AMP Annual Report (Annual Report), including, but not limited to, the following sub-tasks:
 - a. Water level monitoring, vegetation survey, photo monitoring, landsat data, climate data and analysis of the components.
 - b. Analyze data and prepare an administrative draft of the Annual Report for Watermaster/IEUA.
 - c. Incorporate the Watermaster and IEUA comments and prepare a draft Annual Report for review by the PBHSC.
 - d. Meet with PBHSC to review draft Annual Report.
 - e. Incorporate PBHSC comments and finalize the Annual Report.
 4. Annual license fees for monitoring wells.
 5. Project management and administration activities associated with the Program undertaken by a Party's consultant, including, but not limited to, the following sub-tasks:
 - a. Ad-Hoc Meetings
 - b. Preparation of scope and budget for the Program
 - c. Project administration and financial reporting
 6. Other costs required to fulfill the requirements of Peace II Subsequent EIR mitigation measure 4.4-3. Watermaster shall be responsible for the costs associated with the Groundwater Level Monitoring Program, Groundwater Quality Monitoring Program, and Surface Water Monitoring Program.

Watermaster and IEUA shall each have responsibility for its own administrative costs, excluding the tasks and expenses included under Set-Up Costs and Ongoing Costs. Watermaster and IEUA will meet to review the cost-sharing structure under this agreement and negotiate necessary adjustments in good faith on at least an annual basis.

The Peace II SEIR does not explicitly state a duration for the monitoring and mitigation program. It is logical to assume that the program will last until the drawdown impacts, if any, on the riparian habitat from Peace II activities are fully manifested and not predicated to worsen, and that mitigation measures, if any are required, are fully implemented. This is not a perpetual agreement. Upon termination of the monitoring and any necessary mitigation obligations, the parties may elect to terminate the cost share agreement.

	West Yost Associates	50% Billing "TO" IEUA	50% Billing "FROM" IEUA	Costs For Watermaster
Jul. 2022 - Sep. 2022	\$ 8,390.50	\$ (4,195.25)	\$ -	\$ 4,195.25
Totals	\$ 8,390.50	\$ (4,195.25)	\$ -	\$ 4,195.25
	7302	7302	7302	
Maximum Costs	\$ 183,374.00	\$ 91,687.00	\$ 91,687.00	\$ 91,687.00

Watermaster's function is to administer and enforce provisions of the Judgment and subsequent orders of the Court, and to develop and implement an Optimum Basin Management Program

PREVIOUSLY REPORTED ACTIONS (Descending Order)
None

OTHER INCOME AND EXPENSE

The Agricultural Pool instructed Watermaster to issue invoices to the Appropriative Pool in the amount of \$250,000 for the approved FY 2022/23 Agricultural Pool Legal Services budget. The payment terms to be set at 30 days. These invoices were issued on September 9, 2022 under the category of Agricultural Pool Admin & Legal Services (4114). According to the payment terms of 30 days, payments are due on or before October 9, 2022.

The FY 2022/23 annual debt service expense (account 7690.1) of \$482,303 was paid directly to IEUA on September 14, 2022.

PREVIOUSLY REPORTED ACTIONS (Descending Order)

July 2022:

Per section VI.D.3 of the Groundwater Storage Program Funding Agreement No. 49960 in the Chino Basin with The Metropolitan Water District of Southern California, the FY 2022/23 annual administrative fee invoice was issued on July 1, 2022 in the amount of \$181,865.78 under invoice number 2022-07-CUP. Payment in the amount of \$181,865.78 was received and deposited on August 2, 2022.

POOL LEGAL SERVICES FUND ACCOUNTING

Each Pool has a Fund Account created to pay their own legal service invoices. The legal services invoices are funded and paid using the Fund accounts (8467 for the OAP, 8567 for the ONAP, and 8367 for the AP). These Fund Accounts are replenished at the direction of each Pool, and the legal service invoices are approved by the Pool leadership and when paid by Watermaster, are deducted from the existing Fund Account balances. If the Fund Account for any Pool reaches zero, no further payments can be paid from the Fund and a replenishment action must be initiated by the Pool. Along with the legal services Fund account for the OAP (8467), the OAP also has two other Fund accounts for Ag Pool Meeting Attendance expenses (8470), and Special Projects expenses (8471).

The Agricultural Pool instructed Watermaster to issue invoices to the Appropriative Pool in the amount of \$250,000 for the approved FY 2022/23 Agricultural Pool Legal Services budget. The payment terms to be set at 30 days. These invoices were issued on September 9, 2022 under the category of Agricultural Pool Admin & Legal Services (4114). According to the payment terms of 30 days, payments are due on or before October 9, 2022.

The following charts detail the Fund Accounts activity as of September 30, 2022:

**Fund Balance for Agricultural Pool
Account 8467 - Legal Services**

Beginning Balance July 1, 2020:	\$ -
Additions:	
Ag Pool Legal invoices issued Nov. 19, 2020 for \$500,000 with outstanding balance of \$384,736.12	\$ 115,263.88
Admin Reserve used to cover shortfall *	\$ 102,557.12
Ag Pool Legal invoices issued Nov. 18, 2021 for \$500,000 with outstanding balance of \$410,135.61	\$ 89,864.39
Ag Pool Legal invoices issued Sep. 9, 2022 for \$250,000 with outstanding balance of \$250,000	\$ -
Subtotal Additions:	\$ 307,685.39
From Agricultural Pool Reserve Funds	\$ 444,120.25
Total Additions:	<u>\$ 751,805.64</u>
Reductions:	
Invoices paid July 2020 - November 2020	\$ (217,821.00)
Invoices paid December 2020 - June 2021	\$ (220,365.00)
Invoices paid July 2021 - June 2022	\$ (284,896.64)
Invoices paid July 2022 - September 2022	\$ (28,723.00)
Subtotal Reductions:	<u>\$ (751,805.64)</u>
Ending Fund Balance as of September 30, 2022	<u>\$ -</u>

* The Admin Reserve amount of \$102,557.12 will need to be refunded back to Watermaster.

**Agricultural Pool Reserve Funds
As shown on the B-3 Financial Report**

Agricultural Pool Reserve Funds Balance as of June 30, 2020:	\$ 515,498.06
Additions:	
AP payments w/o Escrow instructions (\$165,694.75 - \$161,070.09)	\$ 4,624.66
Y-T-D Interest earned on Ag Pool Funds FY 2020/21, FY 2021/22, FY 2022/23	\$ 7,317.86
Payments rec'd on Wellhead Production invoices issued Sep. 2021	\$ 78,495.78
Payments rec'd on FY 2021/22 Ag Pool invoices issued Nov. 18, 2021 *	\$ 169,652.03
Payments rec'd on FY 2022/23 Ag Pool invoices issued Sep. 9, 2022 **	\$ -
Transfer of AP Settlement Funds	\$ 191,574.29
Transfer of AP Settlement Funds (Balance due of \$75,868.59)	\$ -
Subtotal Additions:	<u>\$ 451,664.62</u>
Reductions:	
Actual vs. Budget Shortfall from FY 2019/20	\$ (165,694.75)
Mediation invoice paid	\$ (8,450.00)
Subtotal Reductions:	<u>\$ (174,144.75)</u>
Invoices paid December 2020 - June 2021	\$ (220,365.00)
Invoices paid July 2021 - June 2022	\$ (284,896.64)
Invoices paid July 2022 - September 2022	\$ (28,723.00)
Total Reductions	<u>\$ (708,129.39)</u>
Agricultural Pool Reserve Funds Balance as of September 30, 2022:	<u>\$ 259,033.29</u>

Note: Balance of \$259,033.29 as shown on the B-3 Financial Report

* FY 2021/22 Invoices for \$635,000 issued Nov. 18, 2021 with outstanding balance due of \$465,347.97 for Ag Pool Administration, Legal Services, and Special Projects.

** FY 2022/23 invoices for \$250,000 issued Sep. 9, 2022 with outstanding balance due of \$250,000 for Ag Pool Legal Services.

**Fund Balance For Agricultural Pool
Account 8470 - Meeting Compensation**

Beginning Balance July 1, 2022:	\$ 18,950.98
Additions:	
Receipts from invoicing	\$ -
Budget Transfers	\$ -
Subtotal Additions:	<u>\$ -</u>
Reductions:	
Compensation paid July 2022 - September 2022	\$ (4,625.00)
Subtotal Reductions:	<u>\$ (4,625.00)</u>
Ending Fund Balance as of September 30, 2022	<u>\$ 14,325.98</u>

**Fund Balance For Agricultural Pool
Account 8471 - Special Projects**

Beginning Balance July 1, 2022:	\$ 71,109.67
Additions:	
Receipts from invoicing	\$ -
Subtotal Additions:	<u>\$ -</u>
Reductions:	
Invoices paid July 2022 - September 2022	\$ (9,116.00)
Budget Transfers	\$ -
Subtotal Reductions:	<u>\$ (9,116.00)</u>
Ending Fund Balance as of September 30, 2022	<u>\$ 61,993.67</u>

Fund Balance For Non-Agricultural Pool	
Account 8567 - Legal Services	
Beginning Balance July 1, 2022:	\$ 51,564.90
Additions:	
Pool Invoices issued	\$ -
Subtotal Additions:	<u>\$ -</u>
Reductions:	
Invoices paid July 2022 - September 2022	\$ (2,255.00)
Subtotal Reductions:	<u>\$ (2,255.00)</u>
Ending Fund Balance as of September 30, 2022	<u>\$ 49,309.90</u>

Fund Balance For Appropriative Pool	
Account 8367 - Legal Services	
Beginning Balance July 1, 2022:	\$ 3,803.11
Additions:	
Outstanding invoice payments received (Previous)	\$ 2,007.22
Subtotal Additions:	<u>\$ 2,007.22</u>
Reductions:	
Invoices paid July 2022 - September 2022	\$ -
Accrued (not paid)	\$ -
Subtotal Reductions:	<u>\$ -</u>
Ending Fund Balance as of September 30, 2022	<u>\$ 5,810.33</u>

PREVIOUSLY REPORTED ACTIONS (Descending Order)

August 2022:

On August 15, 2022, the Appropriative Pool leadership instructed Watermaster to transfer the remaining amount due of \$75,868.59 to the Agricultural Pool Special Fund. This transfer will be reported as part of the accounting reports during the month of August 2022. The total amount received to date by the Agricultural Pool from the Appropriative Pool is \$267,442.88.

**“CARRY OVER” FUNDING
 BACKGROUND OF “CARRY OVER” FUNDING**

CURRENT MONTH – SEPTEMBER 2022

As of September 30, 2022, the total (YTD) amount remaining of the “Carried Over” funding is \$1,375,734.10 (\$1,541,640.96 – \$165,906.86 = \$1,375,734.10).

The following details are provided:

Watermaster’s function is to administer and enforce provisions of the Judgment and subsequent orders of the Court, and to develop and implement an Optimum Basin Management Program

"Carried Over" Expenses At June 30, 2022

Human Resources Services	\$	6,000.00	A	6013	FY 2020/21	ADMIN
Human Resources Services	\$	6,000.00	A	6013	FY 2021/22	ADMIN
Other Office Equipment - Boardroom Upgrades	\$	18,486.41	B	6038	FY 2019/20	ADMIN
Other Office Equipment - Boardroom Upgrades	\$	41,295.45	B	6038	FY 2020/21	ADMIN
Board Workshop Expenses - Misc.	\$	14,000.00	C	6375.2	FY 2021/22	ADMIN
2020 OBMP Update - Tom Dodson & Associates	\$	16,344.56	D	6908.1	FY 2020/21	OBMP
Meter Installation - New Meter Installation	\$	175,400.00	E	7540	FY 2018/19	OBMP
Meter Installation - Calibration and Testing	\$	181,650.00	E	7545	FY 2018/19	OBMP
Agriculture Production and Estimation	\$	8,096.75	F	5925	FY 2020/21	ENG
Agriculture Production and Estimation	\$	14,228.25	F	5925	FY 2021/22	ENG
Integrated Model - Meetings - 50% IEUA Costs	\$	1,791.12	G	6906.15	FY 2020/21	ENG
Integrated Model - Meetings - 50% IEUA Costs	\$	23,982.88	G	6906.15	FY 2021/22	ENG
Ground Water Level - Capital Equipment	\$	1,085.00	H	7104.9	FY 2021/22	ENG
PBHSP - Monitoring, Data Analysis, Reporting	\$	21,000.00	I	7302	FY 2021/22	ENG
Ground Level Monitoring - Capital Equipment	\$	3,772.00	J	7408	FY 2020/21	ENG
Ground Level Monitoring - Capital Equipment	\$	1,228.00	J	7408	FY 2021/22	ENG
PE2 - Comprehensive Recharge - Eng. Services	\$	76,814.15	K	7202.2	FY 2020/21	ENG
PE2 - Comprehensive Recharge - Eng. Services	\$	18,441.85	K	7202.2	FY 2021/22	ENG
SB88-Specs-Ensure Compliance-50% IEUA	\$	54,012.38	L	7206.1	FY 2020/21	ENG
OBMP - 2023 RMPU	\$	34,668.25	M	7210	FY 2020/21	ENG
OBMP - Engineering Services	\$	26,758.00	N	7402	FY 2021/22	ENG
PE4 - Northwest MZ-1 Area Project	\$	64,515.00	O	7402.1	FY 2021/22	ENG
Groundwater Quality Monitoring Program	\$	1,694.00	P	7505	FY 2021/22	ENG
Hydraulic Control Mitigation Plan Update-50% IEUA	\$	10,000.00	Q	7508	FY 2021/22	ENG
IEUA - Update Recycle Water Permit - Salinity	\$	36,797.47	R	7510	FY 2020/21	ENG
IEUA - Update Recycle Water Permit - Salinity	\$	36,221.00	R	7510	FY 2021/22	ENG
PE8&9 - Support Imp. 2020 Storage Mgmt. Plan	\$	43,220.00	S	7610	FY 2020/21	ENG
Upper Santa Ana River HCP (TO #7)	\$	15,062.88	T	7690.7	FY 2014/15	PROJ
Upper Santa Ana River HCP (TO #7)	\$	5,000.00	T	7690.7	FY 2015/16	PROJ
Lower Day Basin RMPU (TO #2)	\$	238,646.90	U	7690.8	FY 2016/17	PROJ
Funds on Hold for Projects/Refund	\$	200,000.00	V	7690.9	FY 2017/18	PROJ
Appropriative Pool - Legal Services	\$	3,803.11	W	8367	FY 2021/22	AP
Agricultural Pool - Mtg. Attendance Compensation	\$	18,950.98	X	8470	FY 2021/22	OAP
Agricultural Pool - Special Project Funding	\$	20,873.00	Y	8471	FY 2020/21	OAP
Agricultural Pool - Special Project Funding	\$	50,236.67	Y	8471	FY 2021/22	OAP
Non-Agricultural Pool - Legal Services	\$	1,564.90	Z	8567	FY 2020/21	ONAP
Non-Agricultural Pool - Legal Services	\$	50,000.00	Z	8567	FY 2021/22	ONAP
Total Balance, July 1, 2022	\$	1,541,640.96				

"Carried Over" Balance, July 1, 2021	\$ 1,541,640.96				
Less: (Invoices Received To Date FY 2022/23)					
Human Resources Services	\$ -	A	6013	FY 2020/21	ADMIN
Human Resources Services	\$ -	A	6013	FY 2021/22	ADMIN
Other Office Equipment - Boardroom Upgrades	\$ (8,335.01)	B	6038	FY 2019/20	ADMIN
Other Office Equipment - Boardroom Upgrades	\$ -	B	6038	FY 2020/21	ADMIN
Board Workshop Expenses - Misc.	\$ (8,300.00)	C	6375.2	FY 2021/22	ADMIN
2020 OBMP Update - Tom Dodson & Associates	\$ (8,655.00)	D	6908.1	FY 2020/21	OBMP
Meter Installation - New Meter Installation	\$ -	E	7540	FY 2018/19	OBMP
Meter Installation - Calibration and Testing	\$ -	E	7545	FY 2018/19	OBMP
Agriculture Production and Estimation	\$ (8,096.75)	F	5925	FY 2020/21	ENG
Agriculture Production and Estimation	\$ (8,721.50)	F	5925	FY 2021/22	ENG
Integrated Model - Meetings - 50% IEUA Costs	\$ -	G	6906.15	FY 2020/21	ENG
Integrated Model - Meetings - 50% IEUA Costs	\$ -	G	6906.15	FY 2021/22	ENG
Ground Water Level - Capital Equipment	\$ (1,085.00)	H	7104.9	FY 2021/22	ENG
PBHSP - Monitoring, Data Analysis, Reporting	\$ (4,195.25)	I	7302	FY 2021/22	ENG
Ground Level Monitoring - Capital Equipment	\$ (3,593.94)	J	7408	FY 2020/21	ENG
Ground Level Monitoring - Capital Equipment	\$ -	J	7408	FY 2021/22	ENG
PE2 - Comprehensive Recharge - Eng. Services	\$ (13,592.50)	K	7202.2	FY 2020/21	ENG
PE2 - Comprehensive Recharge - Eng. Services	\$ -	K	7202.2	FY 2021/22	ENG
SB88-Specs-Ensure Compliance-50% IEUA	\$ -	L	7206.1	FY 2020/21	ENG
OBMP - 2023 RMPU	\$ (34,668.25)	M	7210	FY 2020/21	ENG
OBMP - Engineering Services	\$ (26,758.00)	N	7402	FY 2021/22	ENG
PE4 - Northwest MZ-1 Area Project	\$ (19,898.50)	O	7402.1	FY 2021/22	ENG
Groundwater Quality Monitoring Program	\$ (1,694.00)	P	7505	FY 2021/22	ENG
Hydraulic Control Mitigation Plan Update-50% IEUA	\$ -	Q	7508	FY 2021/22	ENG
IEUA - Update Recycle Water Permit - Salinity	\$ (2,317.16)	R	7510	FY 2020/21	ENG
IEUA - Update Recycle Water Permit - Salinity	\$ -	R	7510	FY 2021/22	ENG
PE8&9 - Support Imp. 2020 Storage Mgmt. Plan	\$ -	S	7610	FY 2020/21	ENG
Upper Santa Ana River HCP (TO #7)	\$ -	T	7690.7	FY 2014/15	PROJ
Upper Santa Ana River HCP (TO #7)	\$ -	T	7690.7	FY 2015/16	PROJ
Lower Day Basin RMPU (TO #2)	\$ -	U	7690.8	FY 2016/17	PROJ
Funds on Hold for Projects/Refund	\$ -	V	7690.9	FY 2017/18	PROJ
Appropriative Pool - Legal Services	\$ -	W	8367	FY 2021/22	AP
Agricultural Pool - Mtg. Attendance Compensation	\$ (4,625.00)	X	8470	FY 2021/22	OAP
Agricultural Pool - Special Project Funding	\$ (9,116.00)	Y	8471	FY 2020/21	OAP
Agricultural Pool - Special Project Funding	\$ -	Y	8471	FY 2021/22	OAP
Non-Agricultural Pool - Legal Services	\$ (1,564.90)	Z	8567	FY 2020/21	ONAP
Non-Agricultural Pool - Legal Services	\$ (690.10)	Z	8567	FY 2021/22	ONAP
Updated Balance as of September 30, 2022	\$ 1,375,734.10				

Updated Balance as of July 1, 2021

Less: (Invoices Received To Date FY 2022/23)

Human Resources Services	\$ 6,000.00	A	6013	FY 2020/21	ADMIN
Human Resources Services	\$ 6,000.00	A	6013	FY 2021/22	ADMIN
Other Office Equipment - Boardroom Upgrades	\$ 10,151.40	B	6038	FY 2019/20	ADMIN
Other Office Equipment - Boardroom Upgrades	\$ 41,295.45	B	6038	FY 2020/21	ADMIN
Board Workshop Expenses - Misc.	\$ 5,700.00	C	6375.2	FY 2021/22	ADMIN
2020 OBMP Update - Tom Dodson & Associates	\$ 7,689.56	D	6908.1	FY 2020/21	OBMP
Meter Installation - New Meter Installation	\$ 175,400.00	E	7540	FY 2018/19	OBMP
Meter Installation - Calibration and Testing	\$ 181,650.00	E	7545	FY 2018/19	OBMP
Agriculture Production and Estimation	\$ -	F	5925	FY 2020/21	ENG
Agriculture Production and Estimation	\$ 5,506.75	F	5925	FY 2021/22	ENG
Integrated Model - Meetings - 50% IEUA Costs	\$ 1,791.12	G	6906.15	FY 2020/21	ENG
Integrated Model - Meetings - 50% IEUA Costs	\$ 23,982.88	G	6906.15	FY 2021/22	ENG
Ground Water Level - Capital Equipment	\$ -	H	7104.9	FY 2021/22	ENG
PBHSP - Monitoring, Data Analysis, Reporting	\$ 16,804.75	I	7302	FY 2021/22	ENG
Ground Level Monitoring - Capital Equipment	\$ 178.06	J	7408	FY 2020/21	ENG
Ground Level Monitoring - Capital Equipment	\$ 1,228.00	J	7408	FY 2021/22	ENG
PE2 - Comprehensive Recharge - Eng. Services	\$ 63,221.65	K	7202.2	FY 2020/21	ENG
PE2 - Comprehensive Recharge - Eng. Services	\$ 18,441.85	K	7202.2	FY 2021/22	ENG
SB88-Specs-Ensure Compliance-50% IEUA	\$ 54,012.38	L	7206.1	FY 2020/21	ENG
OBMP - 2023 RMPU	\$ -	M	7210	FY 2020/21	ENG
OBMP - Engineering Services	\$ -	N	7402	FY 2021/22	ENG
PE4 - Northwest MZ-1 Area Project	\$ 53,384.25	O	7402.1	FY 2021/22	ENG
Groundwater Quality Monitoring Program	\$ -	P	7505	FY 2021/22	ENG
Hydraulic Control Mitigation Plan Update-50% IEUA	\$ 10,000.00	Q	7508	FY 2021/22	ENG
IEUA - Update Recycle Water Permit - Salinity	\$ 25,712.56	R	7510	FY 2020/21	ENG
IEUA - Update Recycle Water Permit - Salinity	\$ 36,221.00	R	7510	FY 2021/22	ENG
PE8&9 - Support Imp. 2020 Storage Mgmt. Plan	\$ 43,220.00	S	7610	FY 2020/21	ENG
Upper Santa Ana River HCP (TO #7)	\$ 15,062.88	T	7690.7	FY 2014/15	PROJ
Upper Santa Ana River HCP (TO #7)	\$ 5,000.00	T	7690.7	FY 2015/16	PROJ
Lower Day Basin RMPU (TO #2)	\$ 238,646.90	U	7690.8	FY 2016/17	PROJ
Funds on Hold for Projects/Refund	\$ 200,000.00	V	7690.9	FY 2017/18	PROJ
Appropriative Pool - Legal Services	\$ 3,803.11	W	8367	FY 2021/22	AP
Agricultural Pool - Mtg. Attendance Compensation	\$ 14,325.98	X	8470	FY 2021/22	OAP
Agricultural Pool - Special Project Funding	\$ 11,757.00	Y	8471	FY 2020/21	OAP
Agricultural Pool - Special Project Funding	\$ 50,236.67	Y	8471	FY 2021/22	OAP
Non-Agricultural Pool - Legal Services	\$ -	Z	8567	FY 2020/21	ONAP
Non-Agricultural Pool - Legal Services	\$ 49,309.90	Z	8567	FY 2021/22	ONAP
Updated Balance as of September 30, 2022	\$ 1,375,734.10				

ADMINISTRATION SERVICES:

Unspent funds related to ongoing projects and associated activities from the Administration Services budget from FY 2021/22 totaling \$85,781.86 were "Carried Over" into the current FY 2022/23 budget. These funds were from the Human Resources Services [A] in the amount of \$12,000 in account (6013); Other Office Equipment-Boardroom Upgrades [B] in the amount of \$59,781.86 in account (6038); and Board Workshop Expenses-Miscellaneous [C] in the amount of \$14,000 in account (6375.2). The total funds available are \$85,781.86.

OBMP ACTIVITIES:

The OBMP Update costs relate to the contract between Tom Dodson and Associates and CBWM to procure environmental review services for the 2020 OBMP Update. The original budget was \$225,500 and was approved during FY 2019/20. At the end of June 30, 2022 a remaining balance in the fund of \$16,344.56 was "Carried Over" into the current FY 2022/23 budget. The 2020 OBMP Update - Tom Dodson & Associates [D] in the amount of \$16,344.56 in account (6908.1).

Unspent funds related to ongoing projects and associated activities from the Agricultural area metering installation efforts budget from FY 2018/19 in several accounts totaling \$357,050 were "Carried Over" into the current FY 2022/23 budget. These funds were from the Meter Installation - New Meter Installation [E] in the amount of \$175,400 in account (7540); and Meter Installation - Calibration and Testing [E] in the amount of \$181,650 in account (7545). The total funds available are \$373,394.56.

ENGINEERING SERVICES:

Unspent funds related to ongoing projects and associated activities from the Engineering Services budget from FY 2021/22 in several accounts totaling \$478,326.10 were "Carried Over" into the current FY 2022/23 budget. These funds were from the Agriculture Production and Estimation [F] in the amount of \$22,325 in account (5925); Integration Model-Meetings-50% IEUU Costs [G] in the amount of \$25,774 in account (6906.15); Ground Water Level-Capital Equipment [H] in the amount of \$1,085 in account (7104.9); PBHSP-Monitoring, Data Analysis, and Reporting [I] in the amount of \$21,000 in account (7302); Ground Level Monitoring-Capital Equipment [J] in the amount of \$5,000 in account (7408); PE2-Comprehensive Recharge-Engineering Services [K] in the amount of \$95,256 in account (7202.2); SB88 Specs-Ensure Compliance [L] in the amount of \$54,012.38 in account (7206.1); OBMP-2023 RMPU [M] in the amount of \$34,668.25 in account (7210); OBMP-Engineering Services [N] in the amount of \$26,758 in account (7402); PE4-Northwest MZ1 Area Project [O] in the amount of \$64,515 in account (7402.1); Groundwater Quality Monitoring Program [P] in the amount of \$1,694 in account (7505); Hydraulic Control Mitigation Plan Update-50% IEUA Costs [Q] in the amount of \$10,000 in account (7508); IEUA-Update Recycle Water Permit-Salinity [R] in the amount of \$73,018.47 in account (7510); and PE8&9-Support Implementation of the 2020 Storage Management Plan [S] in the amount of \$43,220 in account (7610). The total funds available are \$478,326.10.

ONGOING RECHARGE IMPROVEMENT PROJECTS:

The Upper Santa Ana River HCP-Task Order #7 [T] has a remaining funded balance of \$20,062.88 in account (7690.7); and the Lower Day Basin RMPU-Task Order #2 [U] has a remaining funded budget balance of \$238,646.90 in account (7690.8). The total funds available are \$258,709.78.

FUNDS ON HOLD FOR PROJECTS/REFUND:

The "Funds on Hold for Projects/Refund" [V] has a remaining budget from FY 2017/18 of \$200,000 in account (7690.9). By unanimous action of the Watermaster Board on June 24, 2021 the amount of \$1,234,582.42 was refunded to the Appropriative Pool with the November 2021 Assessment Package. The remaining amount of \$200,000 will be kept on hold until the warranty period for the San Sevaine Project has expired, and no warranty issues are noted.

POOL RELATED FUNDING:

The remaining funding items are strictly Pool related and are added to the FY 2022/23 budget to ensure proper funding is recorded and tracked. The Appropriative Pool Legal Services [W] in the amount of \$3,803.11 in account (8367); the Agricultural Pool Meeting Attendance Compensation [X] in the amount of

Watermaster's function is to administer and enforce provisions of the Judgment and subsequent orders of the Court, and to develop and implement an Optimum Basin Management Program

\$18,950.98 in account (8470); the Agricultural Pool Special Project Funding [Y] in the amount of \$71,109.67 in account (8471); and the Non-Agricultural Pool Legal Services [Z] in the amount of \$51,564.90 in account (8567). The total funds available are \$145,428.66.

As invoices are received from the vendors and booked against these items listed above, the "Carried Over" balance will be reduced throughout the current fiscal year. At June 30, 2023, any remaining balances of the FY 2021/22 and prior years funding (if any), along with any new FY 2022/23 expenses, will then be "Carried Over" into the FY 2023/24 budget.

PREVIOUSLY REPORTED ACTIONS (Descending Order)
None

AUDIT FIELD WORK

CURRENT MONTH – SEPTEMBER 2022

The Annual Financial and Audit Reports were presented to the Watermaster Board by Fedak & Brown LLP at the October 27, 2022 Board meeting. The Annual Financial and Audit Reports for FY 2021/22 are tentatively scheduled for posting to the Watermaster website no later than November 30, 2022.

PREVIOUSLY REPORTED ACTIONS (Descending Order)

August 2022:

The auditors from the audit firm of Fedak & Brown LLP started the final field work for FY 2021/22 on September 19, 2022 through September 23, 2022. The plan was for the auditors not to be on site at the Watermaster office for the final field audit. Instead, all of the audit schedules, accounts payable selections, accounts receivable selections, bank reconciliations, payroll and timesheet selections, and any other reports and information were provided to the auditors electronically via Dropbox software. This has been the same process used for the past several years and has worked well for both Watermaster and the auditors. This was the completion of the final field work for the period of May 1, 2021 through June 30, 2022.

July 2022:

The auditors from the audit firm of Fedak & Brown LLP started the interim field work for FY 2021/22 on June 13, 2022 through June 17, 2022. The plan was for the auditors not to be onsite at the Watermaster office for the interim field audit. Instead, all of the audit schedules, accounts payable selections, accounts receivable selections, bank reconciliations, payroll and timesheet selections, and any other reports and information were provided to the auditors electronically via Dropbox software. This has been the same process used for the past several years and has worked well for both Watermaster and the auditors. This was the start of the interim field work for the period of July 1, 2021 through April 30, 2022. The final field work for the period of May 1, 2022 through July 31, 2022 has been tentatively scheduled for the week of September 19, 2022 through September 23, 2022.

FY 2022/23 EXHIBIT "G" NON-AGRICULTURAL POOL SALE OF WATER

CURRENT MONTH – SEPTEMBER 2022

No Exhibit "G" activity to report for the month.

PREVIOUSLY REPORTED ACTIONS (Descending Order)
None

ASSESSMENTS AND OTHER INVOICING

CURRENT MONTH – SEPTEMBER 2022

FY 2022/23 Assessment Package

There was no Assessment activity to report for the month.

PREVIOUSLY REPORTED ACTIONS (Descending Order)

None

ATTACHMENTS

1. Financial Report – B5

	1/12th (8.33%) of the Total Budget				3/12th (25.00%) of the Total Budget				100% of the Total Budget			
	For The Month of September 2022				Year-To-Date as of September 30, 2022				Fiscal Year End as of June 30, 2023			
	Actual	Budget	\$ Over(Under)	% of Budget	Actual	Budget	\$ Over(Under)	% of Budget	Projected	Budget	\$ Over(Under)	% of Budget
Income												
4010 - Local Agency Subsidies	0.00	0.00	0.00	0.0%	181,865.78	181,866.00	-0.22	100.0%	181,865.78	181,866.00	-0.22	100.0%
4110 - Admin Asmnts-Approp Pool	250,000.00	250,000.00	0.00	100.0%	250,000.00	250,000.00	0.00	100.0%	9,279,425.00	9,279,425.00	0.00	100.0%
4120 - Admin Asmnts-Non-Agri Pool	0.00	0.00	0.00	0.0%	0.00	0.00	0.00	0.0%	285,135.00	285,135.00	0.00	100.0%
4130 - Admin Asmnts-Agricultural Pool	0.00	0.00	0.00	0.0%	0.00	0.00	0.00	0.0%	0.00	0.00	0.00	0.0%
4700 - Non Operating Revenues	29,776.52	7,110.00	22,666.52	418.8%	29,778.30	7,110.00	22,668.30	418.82%	74,556.60	35,550.00	39,006.60	209.72%
4900 - Miscellaneous Income	0.00	0.00	0.00	0.0%	0.00	0.00	0.00	0.0%	0.00	0.00	0.00	0.0%
Total Income	279,776.52	257,110.00	22,666.52	108.82%	461,644.08	438,976.00	22,668.08	105.16%	9,820,982.38	9,781,976.00	39,006.38	100.4%
Gross Profit	279,776.52	257,110.00	22,666.52	108.82%	461,644.08	438,976.00	22,668.08	105.16%	9,820,982.38	9,781,976.00	39,006.38	100.4%
Expense												
5900 - Judgment Administration	46,656.26	93,891.00	-47,234.74	49.69%	140,187.58	319,353.00	-179,165.42	43.9%	561,187.92	1,195,126.00	-633,938.08	46.96%
6010 - Admin. Salary/Benefit Costs	105,022.83	49,526.00	55,496.83	212.06%	311,311.16	171,275.00	140,036.16	181.76%	1,237,729.98	656,096.00	581,633.98	188.65%
6020 - Office Building Expense	10,880.82	10,975.00	-94.18	99.14%	32,425.73	33,550.00	-1,124.27	96.65%	134,269.46	141,031.00	-6,761.54	95.21%
6030 - Office Supplies & Equip.	6,296.96	2,700.00	3,596.96	233.22%	18,100.82	68,881.86	-50,781.04	26.28%	89,148.96	96,181.86	-7,032.90	92.69%
6040 - Postage & Printing Costs	1,364.12	3,156.00	-1,791.88	43.22%	5,262.41	9,401.00	-4,138.59	55.98%	33,901.36	38,255.00	-4,353.64	88.62%
6050 - Information Services	14,596.25	11,892.00	2,704.25	122.74%	47,631.70	48,156.00	-524.30	98.91%	172,974.64	177,624.00	-4,649.36	97.38%
6060 - Contract Services	6,524.84	11,581.00	-5,056.16	56.34%	9,273.88	21,012.00	-11,738.12	44.14%	53,384.12	57,960.00	-4,575.88	92.11%
6070 - Watermaster Legal Services	66,148.56	39,716.00	26,432.56	166.55%	165,135.63	116,647.00	48,488.63	141.57%	583,922.42	450,146.00	133,776.42	129.72%
6080 - Insurance	0.00	0.00	0.00	0.0%	44,736.72	47,318.00	-2,581.28	94.55%	46,592.84	48,743.00	-2,150.16	95.59%
6110 - Dues and Subscriptions	-124.71	3,000.00	-3,124.71	-4.16%	16,438.16	21,150.00	-4,711.84	77.72%	40,625.74	41,475.00	-849.26	97.95%
6140 - WM Admin Expenses	435.69	488.00	-52.31	89.28%	1,141.20	1,463.00	-321.80	78.0%	5,901.64	6,550.00	-648.36	90.1%
6150 - Field Supplies	0.00	0.00	0.00	0.0%	923.36	1,350.00	-426.64	68.4%	2,770.08	3,200.00	-429.92	86.57%
6170 - Travel & Transportation	2,741.48	2,730.00	11.48	100.42%	7,986.97	8,025.00	-38.03	99.53%	25,974.96	28,970.00	-2,995.04	89.66%
6190 - Training, Conferences, Seminars	4,683.62	4,440.00	243.62	105.49%	13,920.89	14,172.00	-251.11	98.23%	41,500.00	42,678.00	-1,178.00	97.24%
6200 - Advisory Committee Expenses	8,004.39	10,287.00	-2,282.61	77.81%	10,152.63	32,374.00	-22,221.37	31.36%	114,480.83	127,177.00	-12,696.17	90.02%
6300 - Watermaster Board Expenses	11,566.84	20,085.00	-8,518.16	57.59%	55,225.21	89,573.00	-34,347.79	61.65%	280,311.35	295,328.00	-15,016.65	94.92%
8300 - Approp Pool-WM & Pool Admin	5,406.08	11,854.00	-6,447.92	45.61%	16,924.61	41,099.11	-24,174.50	41.18%	146,242.12	150,101.11	-3,858.99	97.43%
8400 - Ag Pool-WM & Pool Admin	4,029.06	11,749.00	-7,719.94	34.29%	8,793.84	36,981.00	-28,187.16	23.78%	144,304.00	145,038.00	-734.00	99.49%
8467 - Ag Legal & Technical Services	14,187.50	20,833.00	-6,645.50	68.1%	28,723.00	62,500.00	-33,777.00	45.96%	152,213.00	250,000.00	-97,787.00	60.89%
8470 - Ag Meeting Attend -Special	2,000.00	0.00	2,000.00	100.0%	4,625.00	18,950.98	-14,325.98	24.41%	18,500.00	18,950.98	-450.98	97.62%
8471 - Ag Pool Expense	0.00	0.00	0.00	0.0%	9,116.00	71,109.67	-61,993.67	12.82%	9,116.00	71,109.67	-61,993.67	12.82%
8485 - Ag Pool - Misc. Exp. - Ag Fund	0.00	0.00	0.00	0.0%	0.00	100.00	-100.00	0.0%	400.00	400.00	0.00	100.0%
8500 - Non-Ag Pool-WM & Pool Admin	3,506.76	10,975.00	-7,468.24	31.95%	10,048.05	127,018.90	-116,970.85	7.91%	149,247.74	227,494.90	-78,247.16	65.61%
9400 - Depreciation Expense	0.00	0.00	0.00	0.0%	0.00	0.00	0.00	0.0%	0.00	0.00	0.00	0.0%
9500 - Allocated G&A Expenditures	-24,694.00	-32,583.00	7,889.00	75.79%	-82,147.65	-97,748.00	15,600.35	84.04%	-325,775.36	-390,992.00	65,216.64	83.32%
6900 - Optimum Basin Mgmt Plan	61,847.22	134,689.00	-72,841.78	45.92%	209,444.57	473,079.56	-263,634.99	44.27%	1,501,992.36	1,526,057.56	-24,065.20	98.42%
7104 - Gdwtr Level Monitoring	31,356.01	21,804.00	9,552.01	143.81%	111,469.13	74,863.00	36,606.13	148.9%	269,255.32	272,197.00	-2,941.68	98.92%
7200 - PE2- Comp Recharge Pgm	27,150.49	30,513.00	-3,362.51	88.98%	361,314.34	551,440.63	-190,126.29	65.52%	1,629,060.12	1,653,951.63	-24,891.51	98.5%
7300 - PE3&5-Water Supply/Desalte	546.13	12,878.00	-12,331.87	4.24%	24,195.25	60,388.00	-36,192.75	40.07%	172,919.44	178,553.00	-5,633.56	96.85%
7400 - PE4- Mgmt Plan	36,811.52	37,380.00	-568.48	98.48%	110,669.27	231,626.00	-120,956.73	47.78%	626,399.56	632,897.00	-6,497.44	98.97%
7500 - PE6&7-CoopEfforts/SaltMgmt	32,714.38	41,598.00	-8,883.62	78.64%	118,286.75	567,429.47	-449,142.72	20.85%	937,696.32	944,443.47	-6,747.15	99.29%
7600 - PE8&9-StorageMgmt/Conj Use	15,829.20	41,794.00	-25,964.80	37.87%	62,505.22	169,132.00	-106,626.78	36.96%	537,038.96	546,870.00	-9,831.04	98.2%
7690 - Recharge Improvements	482,303.00	29,833.00	452,470.00	1,616.68%	482,303.00	1,030,511.78	-548,208.78	46.8%	1,295,000.00	1,299,011.78	-4,011.78	99.69%

	1/12th (8.33%) of the Total Budget				3/12th (25.00%) of the Total Budget				100% of the Total Budget			
	For The Month of September 2022				Year-To-Date as of September 30, 2022				Fiscal Year End as of June 30, 2023			
	Actual	Budget	\$ Over(Under)	% of Budget	Actual	Budget	\$ Over(Under)	% of Budget	Projected	Budget	\$ Over(Under)	% of Budget
9501 - Admin Expenses Allocated-OBMP	6,784.21	20,051.00	-13,266.79	33.84%	33,571.74	60,152.00	-26,580.26	55.81%	198,059.92	240,607.00	-42,547.08	82.32%
9502 - Admin Expenses Allocated-PE 1-9	17,909.78	12,532.00	5,377.78	142.91%	48,575.90	37,596.00	10,979.90	129.21%	127,715.44	150,385.00	-22,669.56	84.93%
Total Expense	1,002,485.29	670,367.00	332,118.29	149.54%	2,438,272.07	4,519,930.96	-2,081,658.89	53.95%	11,014,061.24	11,323,616.96	-309,555.72	97.27%
Net Ordinary Income	-722,708.77	-413,257.00	-309,451.77	174.88%	-1,976,627.99	-4,080,954.96	2,104,326.97	48.44%	-1,193,078.86	-1,541,640.96	348,562.10	77.39%
Other Income												
4210 - Approp Pool-Replenishment	0.00	0.00	0.00	0.0%	0.00	0.00	0.00	0.0%	0.00	0.00	0.00	0.0%
4220 - Non-Ag Pool-Replenishment	0.00	0.00	0.00	0.0%	0.00	0.00	0.00	0.0%	0.00	0.00	0.00	0.0%
4225 - Interest Income	5,707.85	0.00	5,707.85	100.0%	5,707.85	0.00	5,707.85	100.0%	22,831.40	0.00	22,831.40	100.0%
4226 - LAIF Fair Market Value	0.00	0.00	0.00	0.0%	0.00	0.00	0.00	0.0%	0.00	0.00	0.00	0.0%
4227 - AP Escrow Interest	0.80	0.00	0.80	100.0%	2.45	0.00	2.45	100.0%	15.00	0.00	15.00	100.0%
4600 - Groundwater Sales	0.00	0.00	0.00	0.0%	0.00	0.00	0.00	0.0%	0.00	0.00	0.00	0.0%
4715 - Gain on Sale of Assets	0.00	0.00	0.00	0.0%	0.00	0.00	0.00	0.0%	0.00	0.00	0.00	0.0%
Total Other Income	5,708.65	0.00	5,708.65	100.0%	5,710.30	0.00	5,710.30	100.0%	22,846.40	0.00	22,846.40	100.0%
Other Expense												
5010 - Groundwater Replenishment	0.00	0.00	0.00	0.0%	39,879.13	0.00	39,879.13	100.0%	39,879.13	0.00	39,879.13	100.0%
5100 - Other Water Purchases	0.00	0.00	0.00	0.0%	0.00	0.00	0.00	0.0%	0.00	0.00	0.00	0.0%
9000 - Other Expenses	0.00	0.00	0.00	0.0%	0.00	0.00	0.00	0.0%	0.00	0.00	0.00	0.0%
9200 - Interest Expense	0.00	0.00	0.00	0.0%	0.00	0.00	0.00	0.0%	0.00	0.00	0.00	0.0%
9251 - Other Post Employment Benefits	0.00	0.00	0.00	0.0%	0.00	0.00	0.00	0.0%	0.00	0.00	0.00	0.0%
9996 - Refund-Excess Reserves-Approp.	0.00	0.00	0.00	0.0%	0.00	0.00	0.00	0.0%	0.00	0.00	0.00	0.0%
9996.5 - Refund-Basin O&M-Approp.	0.00	0.00	0.00	0.0%	0.00	0.00	0.00	0.0%	0.00	0.00	0.00	0.0%
9997 - Refund-Excess Reserves-NonAg	0.00	0.00	0.00	0.0%	0.00	0.00	0.00	0.0%	0.00	0.00	0.00	0.0%
9997.5 - Refund-Basin O&M-NonAg	0.00	0.00	0.00	0.0%	0.00	0.00	0.00	0.0%	0.00	0.00	0.00	0.0%
9998 - Refund-Recharge Debt-Approp.	0.00	0.00	0.00	0.0%	0.00	0.00	0.00	0.0%	0.00	0.00	0.00	0.0%
9999 - To/(From) Reserves	0.00	0.00	0.00	0.0%	0.00	0.00	0.00	0.0%	0.00	0.00	0.00	0.0%
Total Other Expense	0.00	0.00	0.00	0.0%	39,879.13	0.00	39,879.13	100.0%	39,879.13	0.00	39,879.13	100.0%
Net Other Income	5,708.65	0.00	5,708.65	100.0%	-34,168.83	0.00	-34,168.83	100.0%	-17,032.73	0.00	-17,032.73	100.0%
Net Income	-717,000.12	-413,257.00	-303,743.12	173.5%	-2,010,796.82	-4,080,954.96	2,070,158.14	49.27%	-1,210,111.59	-1,541,640.96	331,529.37	78.5%

Note: Please see the staff report (Financial Report-B5) for additional detailed information on the account categories.

CHINO BASIN WATERMASTER
Cash Disbursements For The Month of
October 2022

Financial Report - B6
For Informational Purposes Only

Type	Date	Num	Name	Memo	Account	Paid Amount
Bill Pmt -Check	10/04/2022	ACH 100422	CALPERS	1394905143	1012 - Bank of America Gen'l Ckg	
Bill	10/01/2022	1394905143		Medical Insurance Premiums - October 2022	60182.1 - Medical Insurance	13,588.04
TOTAL						13,588.04
General Journal	10/04/2022	10/04/2022	HEALTH EQUITY	Health Equity Invoice 4272003	1012 - Bank of America Gen'l Ckg	
			HEALTH EQUITY	Health Equity Invoice 4272003	1012 - Bank of America Gen'l Ckg	36.67
TOTAL						36.67
Bill Pmt -Check	10/06/2022	23737	ACCENT COMPUTER SOLUTIONS, INC.	154070	1012 - Bank of America Gen'l Ckg	
Bill	10/01/2022	154070		Monthly services - October 2022	6052.4 - IT Managed Services	5,128.05
				Overwatch - October 2022	6052.5 - IT Data Backup/Storage	699.00
				Omni Cloud - October 2022	6052.5 - IT Data Backup/Storage	188.00
				Office 365 Subscriptions-Business Premier-Oct. 2022	6052.4 - IT Managed Services	258.25
				Image Office Storage (per GB, per month)-Oct. 2022	6052.5 - IT Data Backup/Storage	815.27
TOTAL						7,088.57
Bill Pmt -Check	10/06/2022	23738	ACWA JOINT POWERS INSURANCE AUTHORITY	0693807	1012 - Bank of America Gen'l Ckg	
Bill	10/04/2022	0693807		Prepayment - November 2022	1409 - Prepaid Life, BAD&D & LTD	338.48
				October 2022	60191 - Life & Disab.Ins Benefits	338.48
TOTAL						676.96
Bill Pmt -Check	10/06/2022	23739	APPLIED COMPUTER TECHNOLOGIES	35642	1012 - Bank of America Gen'l Ckg	
Bill	09/30/2022	35642		Database Consulting - September 2022	6052.2 - Applied Computer Technol	4,050.00
TOTAL						4,050.00
Bill Pmt -Check	10/06/2022	23740	BURRTEC WASTE INDUSTRIES, INC.	N2113008626	1012 - Bank of America Gen'l Ckg	
Bill	10/01/2022	N2113008626		October 2022	6024 - Building Repair & Maintenance	142.50
TOTAL						142.50
Bill Pmt -Check	10/06/2022	23741	BUSINESS TELECOMMUNICATION SYSTEMS INC	19328	1012 - Bank of America Gen'l Ckg	
Bill	10/04/2022	19328		Migration of phone system	6052.6 - IT Services/Projects	1,170.00
TOTAL						1,170.00
Bill Pmt -Check	10/06/2022	23742	CALIFORNIA BANK & TRUST	Account 6198	1012 - Bank of America Gen'l Ckg	
Bill	09/30/2022	6198		Website Hosting	6054 - Computer Software	323.64
				Dell Laptop for ETF	6055 - Computer Hardware	990.89
				Misc. Office Supplies	6031.7 - Other Office Supplies	399.46
				Misc. Office Supplies	6031.7 - Other Office Supplies	65.18
				Misc. Office Supplies	6031.7 - Other Office Supplies	51.46

CHINO BASIN WATERMASTER
Cash Disbursements For The Month of
October 2022

Financial Report - B6
For Informational Purposes Only

<u>Type</u>	<u>Date</u>	<u>Num</u>	<u>Name</u>	<u>Memo</u>	<u>Account</u>	<u>Paid Amount</u>
				Misc. Office Supplies	6031.7 · Other Office Supplies	7.53
				Reg.-ETF-Fifth Annual Western Groundwater Cong	6193.2 · Conference - Registration Fee	710.00
				Supplies for 9/02/2022 Admin Meeting	6141.3 · Admin Meetings	204.60
				Training for DM	6193 · Employee Training	295.00
				Installation of AV Equipment in San Sevaine	6038 · Other Office Equipment	878.59
				Installation of AV Equipment in San Sevaine	6038 · Other Office Equipment	141.45
				Apple Pencil for PK	6055 · Computer Hardware	139.00
				Laptop Docking	6055 · Computer Hardware	161.61
				First Aid Kits	6031.7 · Other Office Supplies	141.02
				Pitney Bowes payment	6042 · Postage - General	34.44
				Misc. Office Supplies	6031.7 · Other Office Supplies	21.48
				Subscription for Dropbox	6054 · Computer Software	119.88
				PK-flight-Fifth Annual Western Groundwater Congr	6173 · Airfare/Mileage	50.00
				Misc. Office Supplies	6031.7 · Other Office Supplies	71.24
				Microsoft Subscription	6054 · Computer Software	15.00
				CVI for new employee	6016 · New Employee Search Costs	99.90
				Picture for office	6031.7 · Other Office Supplies	74.35
				ETF-Hotel-Fifth Annual Western Groundwater Con	6191 · Conferences - General	439.22
				Misc. Office Supplies	6031.7 · Other Office Supplies	229.81
				Misc. Office Supplies	6031.7 · Other Office Supplies	21.54
				Supplies for CPR training 9/23/22	6031.7 · Other Office Supplies	81.22
				Battery Backup	6055 · Computer Hardware	100.04
				Replacement Battery	6055 · Computer Hardware	39.86
				Brown Act Training for AN and DM	6193 · Employee Training	85.00
				PK meeting with Don Pierro	6193 · Employee Training	33.35
				PK-reg.-Fifth Annual Western Groundwater Congr	6193.2 · Conference - Registration Fee	880.00
				PK-flight-Fifth Annual Western Groundwater Congr	6173 · Airfare/Mileage	287.95
				PK meeting with C. Diggs and E. Espinoza	8312 · Meeting Expenses	71.45
				PK-hotel-Fifth Annual Western Groundwater Congr	6191 · Conferences - General	512.89
				PK meeting with R. Craig	8312 · Meeting Expenses	33.06
				PK meeting with B. Yu and B. Lee	8312 · Meeting Expenses	85.73
				PK lunch in Sacramento	6191 · Conferences - General	20.88
				PK transportation from airport	6174 · Public Transportation	66.91
				PK flight for GRA Council Workshop UC Davis	6173 · Airfare/Mileage	389.96
				Fifth Annual Western Groundwater Congress	6191 · Conferences - General	6.00
				PK transportation to and from airport	6174 · Public Transportation	10.03
						<u>8,390.62</u>
TOTAL						
Bill Pmt -Check	10/06/2022	23743	CUCAMONGA VALLEY WATER DISTRICT	Office Lease	1012 · Bank of America Gen'l Ckg	
Bill	09/30/2022			Lease payment due October 1, 2022	1422 · Prepaid Rent	<u>8,218.70</u>

CHINO BASIN WATERMASTER
Cash Disbursements For The Month of
October 2022

Financial Report - B6
For Informational Purposes Only

Type	Date	Num	Name	Memo	Account	Paid Amount
TOTAL						8,218.70
Bill Pmt -Check	10/06/2022	23744	DE BOOM, NATHAN	Ag Pool Member Compensation	1012 - Bank of America Gen'I Ckg	
Bill	09/08/2022	9/08 Ag Pool Mtg		9/08/22 Ag Pool Mtg	8470 - Ag Meeting Attend -Special	125.00
TOTAL						125.00
Bill Pmt -Check	10/06/2022	23745	DE HAAN, HENRY	Ag Pool Member Compensation	1012 - Bank of America Gen'I Ckg	
Bill	09/01/2022	6/09 Ag Pool Mtg		6/09/22 Ag Pool Meeting	8470 - Ag Meeting Attend -Special	125.00
Bill	09/01/2022	8/11 Ag Pool Mtg		8/11/22 Ag Pool Meeting	8470 - Ag Meeting Attend -Special	125.00
TOTAL						250.00
Bill Pmt -Check	10/06/2022	23746	EMPOWER LAB	2460	1012 - Bank of America Gen'I Ckg	
Bill	09/30/2022	2460		September 2022	6193 - Employee Training	1,125.00
TOTAL						1,125.00
Bill Pmt -Check	10/06/2022	23747	FILIPPI, GINO	Ag Pool Member Compensation	1012 - Bank of America Gen'I Ckg	
Bill	09/08/2022	9/08 Ag Pool Mtg		9/08/22 Ag Pool Meeting	8470 - Ag Meeting Attend -Special	125.00
Bill	09/22/2022	9/22 Board Mtg		9/22/22 Board Meeting	8470 - Ag Meeting Attend -Special	125.00
TOTAL						250.00
Bill Pmt -Check	10/06/2022	23748	GEYE, BRIAN	Non-Ag Pool and Board Member Compensation	1012 - Bank of America Gen'I Ckg	
Bill	09/01/2022	9-1 OBMP Wkshp		9/1/22 OBMP Workshop meeting	8511 - Non-Ag Pool Member Compensation	125.00
Bill	09/08/2022	9-08 Non-Ag mtg		9/8/22 Non-Ag Meeting	8511 - Non-Ag Pool Member Compensation	125.00
Bill	09/15/2022	9-15 AC mtg.		9/15/22 Advisory Committee Meeting	8511 - Non-Ag Pool Member Compensation	125.00
Bill	09/15/2022	9-15 Leadership Mtg.		9/15/22 Leadership Meeting	8511 - Non-Ag Pool Member Compensation	125.00
Bill	09/22/2022	9-22 Board Mtg.		9/22/22 Board Meeting-paid as alternate for Bowcc	6311 - Board Member Compensation	125.00
TOTAL						625.00
Bill Pmt -Check	10/06/2022	23749	GRAINGER	9445044994	1012 - Bank of America Gen'I Ckg	
Bill	09/14/2022	9445044994		Miscellaneous water quality monitoring supplies	7535 - PE6&7 - Supplies & Services	226.02
TOTAL						226.02
Bill Pmt -Check	10/06/2022	23750	SPECIALIZED SERVICES OF SO CAL	2291	1012 - Bank of America Gen'I Ckg	
Bill	09/23/2022	2291		CPR Training for office - 9/23/2022	6193 - Employee Training	144.00
TOTAL						144.00
Bill Pmt -Check	10/06/2022	23751	STATE COMPENSATION INSURANCE FUND	1000907867	1012 - Bank of America Gen'I Ckg	
Bill	10/01/2022	1000907867		Policy # 1970970 - Premium charge 9/26/22-10/26, 60183 - Worker's Comp Insurance		1,011.91
TOTAL						1,011.91

CHINO BASIN WATERMASTER
Cash Disbursements For The Month of
October 2022

Financial Report - B6
For Informational Purposes Only

Type	Date	Num	Name	Memo	Account	Paid Amount
Bill Pmt -Check	10/06/2022	23752	THE TUCSON GROUP	TTG-1223	1012 - Bank of America Gen'l Ckg	
Bill	09/30/2022	TTG-1223		Contracts Database Training	6193 - Employee Training	350.00
TOTAL						<u>350.00</u>
Bill Pmt -Check	10/06/2022	23753	USA-FACT INC	2092918	1012 - Bank of America Gen'l Ckg	
Bill	09/30/2022	2092918		Background check - Moore	6016 - New Employee Search Costs	10.25
TOTAL						<u>10.25</u>
Bill Pmt -Check	10/06/2022	23754	VANGUARD CLEANING SYSTEMS	115302	1012 - Bank of America Gen'l Ckg	
Bill	10/01/2022	115302		Monthly service - October 2022	6024 - Building Repair & Maintenance	915.00
TOTAL						<u>915.00</u>
Bill Pmt -Check	10/06/2022	23755	WAXIE SANITARY SUPPLY	81191700	1012 - Bank of America Gen'l Ckg	
Bill	09/30/2022	81191700		Air filters	6038 - Other Office Equipment	277.63
TOTAL						<u>277.63</u>
Bill Pmt -Check	10/06/2022	23756	WESTERN MUNICIPAL WATER DISTRICT	Board Member Compensation	1012 - Bank of America Gen'l Ckg	
Bill	09/08/2022	9/08 Appro Pool Mtg		9/08/22 Appropriative Pool Meeting - Gardner	6311 - Board Member Compensation	125.00
Bill	09/15/2022	9/15 Advisory Mtg		9/15/22 Advisory Meeting - Gardner	6311 - Board Member Compensation	125.00
Bill	09/22/2022	9/22 Board Mtg		9/22/22 Board Meeting - Gardner	6311 - Board Member Compensation	125.00
Bill	09/26/2022	9/26 GLMC Mtg		9/26/22 GLMC Meeting - Gardner	6311 - Board Member Compensation	125.00
TOTAL						<u>500.00</u>
Bill Pmt -Check	10/06/2022	ACH 100622	PUBLIC EMPLOYEES' RETIREMENT SYSTEM	Payor #3493	1012 - Bank of America Gen'l Ckg	
General Journal	09/30/2022	09/30/2022	PUBLIC EMPLOYEES' RETIREMENT SYSTEM	CalPERS Retirement for 09/18/22-10/01/22	2000 - Accounts Payable	10,714.30
TOTAL						<u>10,714.30</u>
Bill Pmt -Check	10/11/2022	23757	WEST YOST		1012 - Bank of America Gen'l Ckg	
Bill	08/31/2022	2050587		2050587	6206 - West Yost-Eng. Serv.-Advisory	382.00
				2050587	6306 - West Yost-Eng. Services-Board	1,977.56
				2050587	8306 - West Yost-Eng. Services-AP	4,131.06
				2050587	8406 - West Yost-Eng. Services-OAP	729.00
				2050587	8506 - West Yost-Eng. Services-ONAP	364.50
Bill	08/31/2022	2050588		2050588	6901.8 - OBMP - Meeting - West Yost	5,078.50
Bill	08/31/2022	2050589		2050589	6906.71 - OBMP-Data Req.-CBWM Staff	5,334.00
Bill	08/31/2022	2050590		2050590	6906.72 - OBMP-Data Req.-Non CBWM Staff	1,883.25
Bill	08/31/2022	2050591		2050591	6901.95 - OBMP - Reporting - West Yost	10,280.00
Bill	08/31/2022	2050592		2050592	6906 - OBMP Engineering Services	3,957.25
Bill	08/31/2022	2050593		2050593	6906.26 - 2020 OBMP Update	2,928.50
Bill	08/31/2022	2050594		2050594	5945 - WM Annual Report Prep-West Yost	2,101.75

CHINO BASIN WATERMASTER
Cash Disbursements For The Month of
October 2022

Financial Report - B6
For Informational Purposes Only

Type	Date	Num	Name	Memo	Account	Paid Amount
Bill	08/31/2022	2050595		2050595	7220 · Model Mtgs/Tech Review-50% IEUA	2,015.50
Bill	08/31/2022	2050596		2050596	7502 · PE6&7-Engineering	835.25
				2050596	7502 · PE6&7-Engineering	1,799.00
				2050596	7502 · PE6&7-Engineering	642.50
				2050596	7502 · PE6&7-Engineering	16,049.50
				2050596	7502 · PE6&7-Engineering	652.87
				2050596	7502 · PE6&7-Engineering	10,844.01
				2050596	7502 · PE6&7-Engineering	108.50
				2050596	7502 · PE6&7-Engineering	777.21
Bill	08/31/2022	2050597		2050597	7104.3 · Grdwtr Level-Engineering	257.00
				2050597	7104.3 · Grdwtr Level-Engineering	706.75
				2050597	7104.3 · Grdwtr Level-Engineering	6,208.86
				2050597	7104.3 · Grdwtr Level-Engineering	8,491.50
				2050597	7104.3 · Grdwtr Level-Engineering	10,446.75
				2050597	7104.3 · Grdwtr Level-Engineering	698.00
				2050597	7104.3 · Grdwtr Level-Engineering	6,527.69
Bill	08/31/2022	2050598		2050598	7402 · PE4-Engineering	3,343.93
				2050598	7402 · PE4-Engineering	4,929.00
				2050598	7408 · PE4 - Network Equipment	3,513.94
Bill	08/31/2022	2050599		2050599	7302 · PBHSP Monitoring Prog-Eng. Serv	2,056.00
				2050599	7302 · PBHSP Monitoring Prog-Eng. Serv	332.00
				2050599	7302 · PBHSP Monitoring Prog-Eng. Serv	257.00
				Bureau of Reclamation	7306 · PE3&5-Outside Professionals	40,000.00
Bill	08/31/2022	2050600		2050600	7202 · Comp Recharge-Engineering	2,144.00
Bill	08/31/2022	2050601		2050601	5925 · Ag Prod & Estimation-West Yost	6,787.25
Bill	08/31/2022	2050602		2050602	5965 · Support Data Collect-West Yost	260.00
Bill	08/31/2022	2050603		2050603	7202.2 · Engineering Svc	900.00
Bill	08/31/2022	2050604		2050604	7210 · OBMP - 2023 RMPU	27,322.00
Bill	08/31/2022	2050605		2050605	7402 · PE4-Engineering	33,424.00
				2050605	7402 · PE4-Engineering	4,143.25
				2050605	7402.10 · PE4 - Northwest MZ1 Area Proj.	1,302.00
				2050605	7402.10 · PE4 - Northwest MZ1 Area Proj.	4,335.00
Bill	08/31/2022	2050606		2050606	7502 · PE6&7-Engineering	7,715.25
Bill	08/31/2022	2050607		2050607	7510 · PE6&7-IEUA Salinity Mgmt. Plan	2,499.00
Bill	08/31/2022	2050608		2050608	7511 · PE6&7-SAWBMPTask Force	3,770.50
Bill	08/31/2022	2050609		2050609	7614 · PE8&9-Develop S&R Master Plan	28,197.50
TOTAL						283,439.88

Bill Pmt -Check	10/12/2022	23758	ACCENT COMPUTER SOLUTIONS, INC.	Cabling Special Project and Software	1012 · Bank of America Gen'l Ckg	
Bill	09/30/2022	154297		Cabling service and expenses	6038 · Other Office Equipment	561.25

CHINO BASIN WATERMASTER
Cash Disbursements For The Month of
October 2022

Financial Report - B6
For Informational Purposes Only

Type	Date	Num	Name	Memo	Account	Paid Amount
Bill	10/11/2022	154464		Adobe Acrobat Pro DC for Teams Licensing	6054 · Computer Software	109.84
TOTAL						671.09
Bill Pmt -Check	10/12/2022	23759	FAVELA QUINTERO, RUBY	Employee Expense Reimbursement	1012 · Bank of America Gen'I Ckg	
Bill	10/10/2022			Miscellaneous office supplies	6031.7 · Other Office Supplies	141.87
				Miscellaneous office supplies	6031.7 · Other Office Supplies	8.38
				Miscellaneous office supplies	6031.7 · Other Office Supplies	6.47
				Mileage reimbursement	6173 · Airfare/Mileage	4.31
TOTAL						161.03
Bill Pmt -Check	10/12/2022	23760	FEDAK & BROWN LLP	Audit - Work in Progress	1012 · Bank of America Gen'I Ckg	
Bill	09/30/2022			September 2022	6062 · Audit Services	6,200.00
TOTAL						6,200.00
Bill Pmt -Check	10/12/2022	23761	FOLSOM, BETTY	Board Member Compensation	1012 · Bank of America Gen'I Ckg	
Bill	09/21/2022	9-21 Mtg. w/Chair		9/21/22 Meeting with Chair	6311 · Board Member Compensation	125.00
Bill	09/22/2022	9-22 Board Mtg.		9/22/22 Watermaster Board meeting	6311 · Board Member Compensation	125.00
TOTAL						250.00
Bill Pmt -Check	10/12/2022	23762	PETTY CASH	2958-2978	1012 · Bank of America Gen'I Ckg	
Bill	09/30/2022	2958-2978		Admin meeting expenses	6141.3 · Admin Meetings	133.44
				Staff training supplies	6193 · Employee Training	29.02
				Miscellaneous supplies	6031.7 · Other Office Supplies	171.51
				OBMP meeting supplies	6909.1 · OBMP Meetings	44.81
				Team building event	6193 · Employee Training	38.27
				Mileage reimbursement	6173 · Airfare/Mileage	1.67
				Field truck suplies	6177 · Vehicle Repairs & Maintenance	14.41
TOTAL						433.13
Bill Pmt -Check	10/12/2022	23763	STAPLES BUSINESS ADVANTAGE	8067866922	1012 · Bank of America Gen'I Ckg	
Bill	10/10/2022	8067866922		Copy paper	6031.1 · Copy Paper	260.04
				Trackball mouse	6055 · Computer Hardware	53.86
TOTAL						313.90
Bill Pmt -Check	10/12/2022	23764	TELLEZ-FOSTER, EDGAR	Employee Expense Reimbursement	1012 · Bank of America Gen'I Ckg	
Bill	09/30/2022			9/16/22 OPA staff meeting	6141.3 · Admin Meetings	91.66
				GRA Conference lunch	6191 · Conferences - General	11.95
				GRA Uber	6174 · Public Transportation	64.82
				GRA Uber	6174 · Public Transportation	27.46
TOTAL						195.89

CHINO BASIN WATERMASTER
Cash Disbursements For The Month of
October 2022

Financial Report - B6
For Informational Purposes Only

Type	Date	Num	Name	Memo	Account	Paid Amount
Bill Pmt -Check	10/12/2022	23765	WAXIE SANITARY SUPPLY	81233526	1012 - Bank of America Gen'l Ckg	
Bill	10/06/2022	81233526		Air filters	6038 - Other Office Equipment	220.63
TOTAL						220.63
General Journal	10/12/2022	10/12/2022	HEALTH EQUITY	Health Equity Invoice 4293038	1012 - Bank of America Gen'l Ckg	
			HEALTH EQUITY	Health Equity Invoice 4293038	1012 - Bank of America Gen'l Ckg	65.00
TOTAL						65.00
General Journal	10/14/2022	10/14/2022	ADP, LLC	ADP Tax Service for 09/17/22-616519179	1012 - Bank of America Gen'l Ckg	
			ADP, LLC	ADP Tax Service for 09/17/22-616519179	1012 - Bank of America Gen'l Ckg	170.93
			ADP, LLC	ADP Tax Service for 10/01/22-616519179	1012 - Bank of America Gen'l Ckg	170.93
TOTAL						341.86
Bill Pmt -Check	10/18/2022	23766	CORELOGIC INFORMATION SOLUTIONS	82150208	1012 - Bank of America Gen'l Ckg	
Bill	09/30/2022	82150208		September 2022	7525 - PE6&7 - Computer Services	125.00
TOTAL						125.00
Bill Pmt -Check	10/18/2022	23767	EGOSCUE LAW GROUP, INC.	13659	1012 - Bank of America Gen'l Ckg	
Bill	09/30/2022	13659		September 2022 - General Counsel	8467 - Ag Legal & Technical Services	14,187.50
TOTAL						14,187.50
Bill Pmt -Check	10/18/2022	23768	FIRST LEGAL NETWORK LLC	40066771	1012 - Bank of America Gen'l Ckg	
Bill	09/30/2022	40066771		Court filings for September 2022	6061.5 - Court Filing Services	324.84
TOTAL						324.84
Bill Pmt -Check	10/18/2022	23769	LEGAL SHIELD	Employee Deductions - Legal Shield	1012 - Bank of America Gen'l Ckg	
Bill	09/30/2022	111802		Employee deductions - October 2022	60194 - Other Employee Insurance	109.60
Bill	10/15/2022	111802		Employee deductions - November 2022	60194 - Other Employee Insurance	109.60
TOTAL						219.20
Bill Pmt -Check	10/18/2022	23770	EASTVALE DEVELOPMENT COMPANY - PIERS Ag Pool and Board Member Compensation		1012 - Bank of America Gen'l Ckg	
Bill	09/01/2022	9/01 Call w/Chair		9/01/22 Conference Call w/ AG Pool Chairman	8470 - Ag Meeting Attend -Special	125.00
Bill	09/01/2022	9/01 OBMP Workshop		9/01/22 OBMP Workshop	6311 - Board Member Compensation	125.00
Bill	09/02/2022	9/02 Call w/Ag Chair		9/02/22 Conference Call w/ AG Pool Chairman	8470 - Ag Meeting Attend -Special	125.00
Bill	09/06/2022	9/06 Board Officers		9/06/22 Board Officers Check-in	6311 - Board Member Compensation	125.00
Bill	09/07/2022	9/07 Call w/Ag Chair		9/07/22 Conference Call w/ AG Pool Chairman	8470 - Ag Meeting Attend -Special	125.00
Bill	09/07/2022	9/07 Budget Discuss		9/07/22 Budget Discussion	6311 - Board Member Compensation	125.00
Bill	09/08/2022	9/08 Call w/Ag Chair		9/08/22 Conference Call w/ AG Pool Chairman	8470 - Ag Meeting Attend -Special	125.00
Bill	09/08/2022	9/08 Ag Pool Mtg		9/08/22 Ag Pool Meeting	8470 - Ag Meeting Attend -Special	125.00

CHINO BASIN WATERMASTER
Cash Disbursements For The Month of
October 2022

Financial Report - B6
For Informational Purposes Only

Type	Date	Num	Name	Memo	Account	Paid Amount
Bill	09/15/2022	9/15 Advisory Comm		9/15/22 Advisory Committee Meeting	8470 · Ag Meeting Attend -Special	125.00
Bill	09/15/2022	9/15 Board Officers		9/15/22 Board Officers and Pool Chairs Meeting	6311 · Board Member Compensation	125.00
Bill	09/21/2022	9/21 Call w/Ag Chair		9/21/22 Conference Call w/ AG Pool Chairman	8470 · Ag Meeting Attend -Special	125.00
Bill	09/22/2022	9/22 Call w/Ag Chair		9/22/22 Conference Call w/ AG Pool Chairman	8470 · Ag Meeting Attend -Special	125.00
Bill	09/22/2022	9/22 Board Mtg		9/22/22 Board Meeting	6311 · Board Member Compensation	125.00
Bill	09/27/2022	9/27 Call w/Ag Chair		9/27/22 Conference Call w/ AG Pool Chairman	8470 · Ag Meeting Attend -Special	125.00
Bill	09/29/2022	9/29 Call w/Ag Chair		9/29/22 Conference Call w/ AG Pool Chairman	8470 · Ag Meeting Attend -Special	125.00
TOTAL						1,875.00
Bill Pmt -Check	10/18/2022	23771	VANGUARD CLEANING SYSTEMS	115978	1012 · Bank of America Gen'l Ckg	
Bill	09/30/2022	115978		Electrostatic spraying 9/01,9/08,9/15,9/22 and 9/29	6024 · Building Repair & Maintenance	875.00
TOTAL						875.00
Bill Pmt -Check	10/18/2022	23772	WAXIE SANITARY SUPPLY	81247059	1012 · Bank of America Gen'l Ckg	
Bill	10/12/2022	81247059		Air filters	6038 · Other Office Equipment	1,629.57
TOTAL						1,629.57
General Journal	10/18/2022	10/18/2022	HEALTH EQUITY	Health Equity Invoice 4314282	1012 · Bank of America Gen'l Ckg	
			HEALTH EQUITY	Health Equity Invoice 4314282	1012 · Bank of America Gen'l Ckg	28.26
TOTAL						28.26
Bill Pmt -Check	10/19/2022	ACH 101922	PUBLIC EMPLOYEES' RETIREMENT SYSTEM	Payor #3493	1012 · Bank of America Gen'l Ckg	
General Journal	10/15/2022	10/15/2022	PUBLIC EMPLOYEES' RETIREMENT SYSTEM	CalPERS Retirement for 10/2/22-10/15/22	2000 · Accounts Payable	10,995.04
TOTAL						10,995.04
General Journal	10/20/2022	10/20/2022	Payroll and Taxes for 10/2/22-10/15/22	Payroll and Taxes for 10/2/22-10/15/22	1012 · Bank of America Gen'l Ckg	
			ADP, LLC	Direct Deposits for 10/2/22-10/15/22	1012 · Bank of America Gen'l Ckg	39,478.09
			ADP, LLC	Payroll Taxes for 10/2/22-10/15/22	1012 · Bank of America Gen'l Ckg	14,450.37
			MISSIONSQUARE RETIREMENT	457(f) EE Deductions for 10/2/22-10/15/22	1012 · Bank of America Gen'l Ckg	6,258.78
			MISSIONSQUARE RETIREMENT	401(a) EE Deductions for 10/2/22-10/15/22	1012 · Bank of America Gen'l Ckg	2,105.46
TOTAL						62,292.70
Bill Pmt -Check	10/24/2022	23773	CUCAMONGA VALLEY WATER DISTRICT	Office Lease	1012 · Bank of America Gen'l Ckg	
Bill	10/18/2022			Lease payment due October 1, 2022	1422 · Prepaid Rent	8,218.70
TOTAL						8,218.70
Bill Pmt -Check	10/24/2022	23774	FRONTIER COMMUNICATIONS	909-484-3890-050914-5	1012 · Bank of America Gen'l Ckg	
Bill	10/01/2022	90948438900509145		Office fax	6022 · Telephone	200.10
TOTAL						200.10

CHINO BASIN WATERMASTER
Cash Disbursements For The Month of
October 2022

Financial Report - B6
For Informational Purposes Only

<u>Type</u>	<u>Date</u>	<u>Num</u>	<u>Name</u>	<u>Memo</u>	<u>Account</u>	<u>Paid Amount</u>
Bill Pmt -Check	10/24/2022	23775	GREAT AMERICA LEASING CORP.	32638711	1012 - Bank of America Gen'l Ckg	
Bill	10/19/2022	32638711		Invoice for October 2022	6043.1 - Ricoh Lease Fee	1,399.43
				Supply freight fee	6043.2 - Ricoh Usage & Maintenance Fee	10.72
TOTAL						1,410.15
Bill Pmt -Check	10/24/2022	23776	INLAND EMPIRE UTILITIES AGENCY	90032755	1012 - Bank of America Gen'l Ckg	
Bill	10/20/2022	90032755		GW Recharge O&M Cost - FY 2022/23 2nd Quarte	7206 - Comp Recharge-O&M	275,458.25
TOTAL						275,458.25
Bill Pmt -Check	10/24/2022	23777	UNION 76	7076-2245-3035-5049	1012 - Bank of America Gen'l Ckg	
Bill	09/30/2022	7076-2245-3035-5049		September 2022	6175 - Vehicle Fuel	188.52
TOTAL						188.52
Bill Pmt -Check	10/24/2022	23778	UNITED HEALTHCARE	052583734972	1012 - Bank of America Gen'l Ckg	
Bill	10/19/2022	052583734972		Dental Insurance Premium - November 2022	60182.2 - Dental & Vision Ins	1,267.96
TOTAL						1,267.96
Bill Pmt -Check	10/24/2022	23779	VERIZON WIRELESS	9917383565	1012 - Bank of America Gen'l Ckg	
Bill	09/30/2022	9917383565		Acct #470810953-00002	6022 - Telephone	572.64
TOTAL						572.64
General Journal	10/24/2022	10/24/2022	HEALTH EQUITY	Health Equity Invoice 4232307	1012 - Bank of America Gen'l Ckg	
			HEALTH EQUITY	Health Equity Invoice 4232307	1012 - Bank of America Gen'l Ckg	92.00
TOTAL						92.00
Bill Pmt -Check	10/25/2022	23780	PURCHASE POWER	8000-9090-0016-8851	1012 - Bank of America Gen'l Ckg	
Bill	10/13/2022	8000909000168851		Postage refill - 10/13/22	6042 - Postage - General	500.00
TOTAL						500.00
Bill Pmt -Check	10/25/2022	23781	READY REFRESH	0023230253	1012 - Bank of America Gen'l Ckg	
Bill	10/20/2022	0023230253		Office Water Bottle - October 2022	6031.7 - Other Office Supplies	85.45
TOTAL						85.45
Bill Pmt -Check	10/25/2022	23782	SPECTRUM BUSINESS	2031978102322	1012 - Bank of America Gen'l Ckg	
Bill	10/23/2022	2031978102322		10/23/22-11/22/22	6053 - Internet Expense	1,105.31
TOTAL						1,105.31
Bill Pmt -Check	10/25/2022	23783	STANDARD INSURANCE CO.	Policy # 00-649299-0009	1012 - Bank of America Gen'l Ckg	
Bill	10/25/2022	006492990009		Policy # 00-649299-0009	60191 - Life & Disab.Ins Benefits	1,117.50
TOTAL						1,117.50

CHINO BASIN WATERMASTER
Cash Disbursements For The Month of
October 2022

Financial Report - B6
For Informational Purposes Only

Type	Date	Num	Name	Memo	Account	Paid Amount
Bill Pmt -Check	10/25/2022	23784	VERIZON WIRELESS	9918065081	1012 - Bank of America Gen'I Ckg	
Bill	10/12/2022	9918065081		Acct #642073270-00002	7525 - PE6&7 - Computer Services	58.03
TOTAL						58.03
Bill Pmt -Check	10/25/2022	23785	BROWNSTEIN HYATT FARBER SCHRECK	VOID:	1012 - Bank of America Gen'I Ckg	0.00
TOTAL						0.00
General Journal	10/25/2022	10/25/2022	HEALTH EQUITY	Health Equity Invoice 4336627	1012 - Bank of America Gen'I Ckg	
			HEALTH EQUITY	Health Equity Invoice 4336627	1012 - Bank of America Gen'I Ckg	626.63
TOTAL						626.63
Bill Pmt -Check	10/26/2022	23786	BROWNSTEIN HYATT FARBER SCHRECK	Watermaster Legal Services	1012 - Bank of America Gen'I Ckg	
Bill	09/30/2022	912209-912221		Various Invoices	BHFS Legal - Various Invoices	97,988.71
TOTAL						97,988.71
Bill Pmt -Check	10/26/2022	ACH 102622	PUBLIC EMPLOYEES' RETIREMENT SYSTEM	Payor #3493	1012 - Bank of America Gen'I Ckg	
Bill	10/26/2022	16952538		Annual Unfunded Accrued Liability-Plan 3299	60180 - Employers PERS Expense	10,361.75
TOTAL						10,361.75
General Journal	10/29/2022	10/29/2022	Payroll and Taxes for 10/16/22-10/29/22	Payroll and Taxes for 10/16/22-10/29/22	1012 - Bank of America Gen'I Ckg	
			ADP, LLC	Direct Deposits for 10/16/22-10/29/22	1012 - Bank of America Gen'I Ckg	39,885.15
			ADP, LLC	Payroll Taxes for 10/16/22-10/29/22	1012 - Bank of America Gen'I Ckg	14,537.28
			MISSIONSQUARE RETIREMENT	457(f) EE Deductions for 10/16/22-10/29/22	1012 - Bank of America Gen'I Ckg	6,263.15
			MISSIONSQUARE RETIREMENT	401(a) EE Deductions for 10/16/22-10/29/22	1012 - Bank of America Gen'I Ckg	2,114.21
TOTAL						62,799.79
					Total Disbursements:	906,782.18

CHINO BASIN WATERMASTER

I. CONSENT CALENDAR

C. ANNUAL FINDING OF SUBSTANTIAL COMPLIANCE WITH THE RECHARGE MASTER PLAN



CHINO BASIN WATERMASTER

9641 San Bernardino Road, Rancho Cucamonga, CA 91730
Tel: 909.484.3888 Fax: 909.484.3890 www.cbwm.org

PETER KAVOUNAS, P.E.
General Manager

STAFF REPORT

DATE: November 17, 2022
TO: Advisory Committee and Board Members
SUBJECT: Fiscal Year 2022/23 Annual Finding of Substantial Compliance with the Recharge Master Plan (Consent Calendar Item I.C.)

SUMMARY:

Issue: The Finding is required on an annual basis according to Section 8.3 of the Peace II Agreement.
[Normal Course of Business]

Recommendation:

Advisory Committee: Recommend to the Watermaster Board to adopt the finding that Watermaster is in substantial compliance with the Recharge Master Plan.

Board Members: Adopt the finding that Watermaster is in substantial compliance with the Recharge Master Plan.

Financial Impact: There is no financial impact associated with this action.

Future Consideration

Advisory Committee – November 17, 2022: Advice and Assistance
Watermaster Board – November 17, 2022: Adoption

ACTIONS:

Appropriative Pool – November 10, 2022: Unanimously recommended Advisory to recommend Board adoption.
Non-Agricultural Pool – November 10, 2022: Unanimously recommended their representatives to support at Advisory Committee and Board meetings subject to any changes they deem necessary.
Agricultural Pool – November 10, 2022: Unanimously recommended Advisory Committee to recommend Board adoption.
Advisory Committee – November 17, 2022:
Watermaster Board – November 17, 2022:

Watermaster's function is to administer and enforce provisions of the Judgment and subsequent orders of the Court, and to develop and implement an Optimum Basin Management Program

BACKGROUND

During the period of 2008-2010, Watermaster, in collaboration with the Inland Empire Utilities Agency (IEUA) and Chino Basin Water Conservation District (CBWCD), completed the 2010 Recharge Master Plan Update (RMPU). The RMPU was submitted to the Court in June 2010, and the Court subsequently approved the 2010 RMPU in October 2010. Watermaster has completed the amendment of the 2010 RMPU, pursuant to the Court's order, which the Board adopted in September 2013. The IEUA and Watermaster completed the most recent version of the RMPU in 2018 and will complete the next update before the end of 2023.

Pursuant to Section 8.3 of the Peace II Agreement, Watermaster is obligated to make an annual finding that it is in substantial compliance with the 2018 Recharge Master Plan. This requirement exists to ameliorate any long-term risk attributable to reliance upon un-replenished groundwater production by the Desalters and is a condition on the annual availability of any portion of the 400,000 acre-feet set aside as controlled overdraft (Re-Operation). Recently, pursuant to Section 6.2(b) of the Peace Agreement, as the amendment is shown in the March 15, 2019 Court Order, the Desalter Replenishment Obligation is now being replenished by the Appropriate Pool through wet or stored water. West Yost (WY) has prepared the attached opinion regarding the adequacy of replenishment capacity, which includes the information that Watermaster needs to make this finding for Fiscal Year 2022-2023.

DISCUSSION

The analysis performed by WY finds that current projections indicate that Watermaster has sufficient recharge capacity to meet the future replenishment obligations based on the knowledge of the basin's conditions in FY 2022-23 and future water management projections provided by the Watermaster Stakeholders. Current analysis indicates that even if Re-Operation were terminated at any time through 2030, Watermaster would be able to immediately increase its replenishment activity and replenish any overproduction in the Basin as required by the Judgment.

The item was presented to the three Pool Committees on November 10, 2022 where it unanimously recommended the Advisory Committee to recommend Board adoption.

ATTACHMENTS

1. October 31, 2022 Letter from West Yost to Watermaster: *Annual Finding of Substantial Compliance with the Watermaster Recharge Master Plan – Fiscal Year 2022-23*



23692 Birtcher Drive
Lake Forest CA 92630

949.420.3030 phone
530.756.5991 fax
westyost.com

October 31, 2022

Project No.: 941-80-21-45

SENT VIA: EMAIL

Mr. Peter Kavounas
General Manager
Chino Basin Watermaster
9641 San Bernardino Road
Rancho Cucamonga, CA 91730

**SUBJECT: Annual Finding of Substantial Compliance with the Recharge Master Plan –
Fiscal Year 2022-23**

Mr. Kavounas:

At your direction and pursuant to the Peace II Agreement, West Yost has prepared this opinion regarding the adequacy of replenishment capacity in the Chino Basin to support an annual finding of substantial compliance with the Chino Basin Watermaster (Watermaster) Recharge Master Plan (RMP).

In part, Section 7.3 of the Peace II Agreement reads:

Re-Operation and Watermaster's apportionment of controlled overdraft will not be suspended in the event that Hydraulic Control is achieved in any year before the full 400,000 acre-feet has been produced so long as: [...] Watermaster is in substantial compliance with a Court approved Recharge Master Plan as set forth in Paragraph 8.1 below.

Review of Section 8.1 of the Peace II Agreement indicates that this compliance relates to the implementation of plans to ensure that Watermaster has enough supplemental water recharge capacity to meet its replenishment obligation after re-operation water is completely exhausted. Section 8.3 of the Peace II Agreement states:

To ameliorate any long-term risks attributable to reliance upon un-replenished groundwater production by the Desalters, the annual availability of any portion of the 400,000 acre-feet set aside as controlled overdraft as a component of the Physical Solution, is expressly subject to Watermaster making an annual finding about whether it is in substantial compliance with the revised Watermaster Recharge Master Plan pursuant to Paragraphs 7.3 and 8.1 above.

Pursuant to the Peace II Agreement, following the completion of the 2010 Recharge Master Plan Update (RMPU), Watermaster is obligated to make an annual finding that there is enough supplemental water recharge capacity to meet projected replenishment obligations.

This letter report includes the information required by Watermaster to determine if there is enough supplemental water recharge capacity to meet its projected replenishment obligations.

METHODOLOGY

The methodology used to determine if sufficient supplemental wet-water recharge capacity is available to meet projected replenishment obligations is to compare projected replenishment obligations to available supplemental wet-water recharge capacity over the period 2021 through 2050. Supplemental wet-water recharge capacity includes the capacity of spreading basins available for supplemental water recharge and the capacity to inject supplemental water at aquifer storage and recovery (ASR) wells. Figure 1 shows the locations of spreading basins and ASR wells in the Chino Basin. The supplemental water recharge capacity in the Chino Basin is listed in Table 1 by the type of recharge facility.^{1,2}

Recharge Facility	Recharge Capacity acre-feet per year (afy)
Spreading basins ³	56,600
ASR wells	5,480
Total	61,480

The most recent projections of replenishment obligations were developed in 2022 as part of the *2021 Data Collection and Evaluation* effort for the period of 2022 through 2050. These replenishment obligation projections are based on the Watermaster Parties' (Parties) best estimates of how future water supplies will be used to meet their water demands.

The most recent estimates of supplemental water recharge capacity were developed in 2018 as part of the 2018 RMPU. These estimates will be reviewed and updated as needed in the 2023 RMPU. As of this writing, the supplemental water recharge capacity in the Chino Basin is assumed to be constant through 2050.

This analysis also considers the potential for certain conditions to impact Watermaster's ability to meet its replenishment obligations, including:

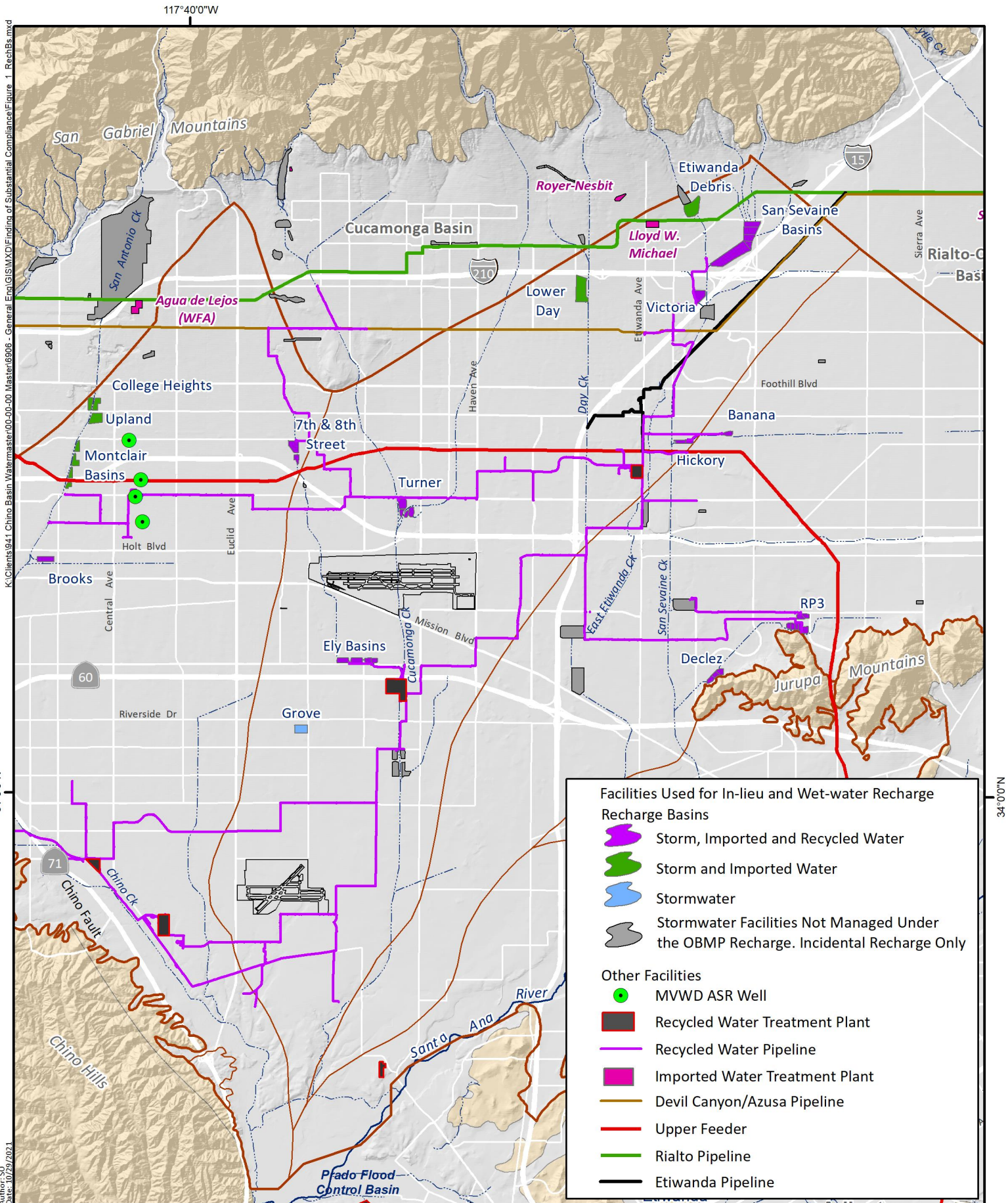
- Reduced availability of imported water
- Suspension of Basin Reoperation
- Contractual requirements of the Dry-Year Yield Program

¹ WEI. (2018). *2018 Recharge Master Plan Update*. October 2018.

http://www.cbwm.org/docs/engdocs/2018%20RMPU/20180914_2018_RMPU_final.pdf

² For additional technical documentation on the development of wet-water recharge capacity estimates, refer to Section 4 of the *2018 Recharge Master Plan Update*.

³ This estimate takes into consideration the use of spreading basins for stormwater recharge (*i.e.*, excludes the recharge capacity used for stormwater recharge).



K:\Clients\941 Chino Basin Watermaster\00-00-00 Master\6806 - General Eng\GIS\MXD\Finding of Substantial Compliance\Figure 1_RechBs.mxd

34°0'0"N

34°0'0"N

117°40'0"W

117°40'0"W

RESULTS

Table 2 shows the supplemental wet-water recharge capacity [Column (b)] and the projected annual replenishment obligation from 2022 to 2050 [Column (c)].⁴ Comparing Columns (b) and (c) in Table 2 indicates there is sufficient supplemental wet-water recharge capacity (61,480 afy) to meet the projected wet-water replenishment obligations (up to 2,800 afy).

Analysis Under a Worst-Case Scenario

The worst-case scenario analysis considers the potential for certain conditions that may impact Watermaster's ability to meet its replenishment obligations, including:

- Reduced availability of imported water
- Suspension of Basin Reoperation
- Contractual requirements of the Dry-Year Yield Program

Reduced Availability of Imported Water

The Metropolitan Water District of Southern California (Metropolitan) provides imported water to the Chino Basin area through the Inland Empire Utilities Agency (IEUA). The imported water supplies are not guaranteed to Watermaster because during periods of shortages (when Metropolitan's demands exceed available supplies) Metropolitan may not deliver imported water to the Chino Basin for replenishment. In January 2016, Metropolitan completed its 2015 Integrated Resources Plan (IRP) Update.⁵ Metropolitan reported that if its IRP is fully implemented, shortages in Metropolitan supplies will occur approximately 9 percent of the time under 2020 conditions, 4 percent of the time under 2025 conditions, and 0 percent under 2030 conditions. However, as Metropolitan implements the 2015 IRP, modifications to the proposed projects in the IRP may cause additional shortages than previously projected. For instance, in 2019, one of the main projects recommended in the 2015 IRP – the California WaterFix tunnel project (now called the Delta Conveyance Project) – was downsized. As of this writing, construction of this project is not certain. If Metropolitan does not fully implement its 2015 IRP, shortages in Metropolitan supplies are projected to occur about 12 percent of the time under 2020 conditions and up to 80 percent under 2040 conditions.⁶

To be conservative, uncertainty in imported water availability as analyzed by Metropolitan was accounted for in this analysis by assuming that under the 2015 IRP projections, Watermaster will only be able to purchase water imported water for replenishment purposes in one out of every five years (*i.e.*, shortages will occur 80 percent of the time).

⁴ The 2020 SYR assumes 80 percent of a replenishment obligation is satisfied from storage and 20 percent is satisfied by wet-water recharge via spreading and injection (see Table 7-3 of the 2020 SYR).

⁵ Metropolitan Water District of Southern California (2016). Integrated Water Resources Plan: 2015 Update. Report No. 1518. <http://www.mwdh2o.com/>

⁶ These projections were updated as part of the 2020 IRP Update to evaluate four scenarios. Under the worst-case scenario, water shortages are expected to occur 7 percent of the time in 2025 and 29 percent of the time in 2045. For more detail, see: Metropolitan Water District of Southern California (2021). Refined Water Supply and Demand Gap Analysis. <https://www.mwdh2o.com/media/21085/06222021-irp-6a-presentation.pdf> However, the 2015 estimates were used as a worst-case scenario.

Table 2. Supplemental Wet-Water Recharge Capacity, Projected Replenishment Obligation, and Recharge Capacity Required to Meet Replenishment Obligations Under Cumulative Adverse Conditions

FY 2020-2050; acre-feet per year

Fiscal Year (a)	Supplemental wet-water recharge capacity (b)	Projected annual replenishment obligation assumed to be satisfied by wet-water recharge (c)	Recharge capacity required to meet replenishment obligation under cumulative adverse conditions			Excess supplemental wet-water recharge capacity under worst-case scenario (g) = (f) - (b)	
			If imported water is available one out of five years (d)	If reoperation were discontinued (e) = (d) + reoperation offset	If DYYP recharge occurs on the same year (f) = (e) + 25,000		
2022	61,480	0					
2023		0					
2024		0					
2025		0					
2026		0	0	0	7,371	32,371	29,109
2027		451					
2028		927					
2029		1,403					
2030		1,880					
2031		1,260	5,922	5,922	25,922	50,922	10,558
2032		1,083					
2033		906					
2034		728					
2035		551					
2036		1,002	4,270	4,270	4,270	29,270	32,210
2037		1,453					
2038		1,904					
2039		2,354					
2040		2,805					
2041		1,992	10,508	10,508	10,508	35,508	25,972
2042		1,992					
2043		1,992					
2044		1,992					
2045		1,992					
2046		1,992	9,959	9,959	9,959	34,959	26,521
2047		1,992					
2048		1,992					
2049		1,992					
2050		1,992					

Suspension of Basin Reoperation

The annual maximum amount of Basin Reoperation water used to meet the replenishment obligation of the Desalters is 12,500 afy through 2030. If Basin Reoperation was discontinued at any time through 2030, the annual maximum replenishment obligation could increase. Table 2 [Column (e)] shows the projected recharge capacity required to meet replenishment obligations if Basin Reoperation were discontinued at any point before 2030.

Contractual Requirements of the Dry-Year Yield Program

The IEUA and Watermaster have a contractual requirement with Metropolitan to recharge up to 25,000 afy under the Dry-Year Yield Program (DYYP). The DYYP contract terminates in 2028. Table 2 [Column (f)] shows the projected recharge capacity required to meet replenishment obligations and to recharge 25,000 afy for DYYP, assuming DYYP continues after 2028.

Worst-Case Scenario Results

Comparing Columns (b) and (f) in Table 2 indicates there is sufficient supplemental wet-water recharge capacity (61,480 afy) to meet the maximum projected wet-water replenishment obligation and recharge up to 25,000 afy under the worst-case scenario (up to 50,922 afy).

Other Recharge and Excess Capacity

Some Parties want to utilize wet-water recharge capacity to store supplemental water in the Chino Basin. Table 2 [Column (g)] shows the excess supplemental wet-water recharge capacity under the worst-case scenario (*i.e.*, reduced imported water availability, suspension of Basin Reoperation, and DYYP recharge). The minimum excess supplemental wet-water recharge capacity under the worst-case scenario from 2022 to 2050 is projected to be about 10,600 afy. Therefore, this analysis indicates that at least 10,600 afy of wet-water recharge capacity will be available for the Parties to recharge and store supplemental water in the Chino Basin through 2050.

CONCLUSIONS

Watermaster's ability to recharge the Chino Basin with supplemental water is sufficient to meet its projected replenishment obligations, even under conditions of reduced availability of imported water, increased replenishment obligations (*i.e.*, suspension of Basin Reoperation), and/or decreased recharge capacity (*i.e.*, the need to recharge for the DYYP). Additionally, Watermaster can purchase imported surface water when it is available for use in-lieu of groundwater (in-lieu recharge). There is about 17,700 afy of in-lieu recharge capacity available that can be used to meet future replenishment obligations.

Please contact Carolina Sanchez if you have any questions or concerns regarding this opinion.

Sincerely,
WEST YOST



Carolina Sanchez, PE
Senior Engineer
RCE #85598

CHINO BASIN WATERMASTER

- I. CONSENT CALENDAR
 - D. 2021/22 ANNUAL REPORT OF THE GROUND-LEVEL MONITORING COMMITTEE



CHINO BASIN WATERMASTER

9641 San Bernardino Road, Rancho Cucamonga, CA 91730

Tel: 909.484.3888 Fax: 909.484.3890 www.cbwm.org

PETER KAVOUNAS, P.E.
General Manager

STAFF REPORT

DATE: November 17, 2022
TO: Advisory Committee and Board Members
SUBJECT: 2021/22 Annual Report of the Ground-Level Monitoring Committee
(Consent Calendar Item I.D.)

SUMMARY:

Issue: Watermaster is required annually to file a Ground-Level Monitoring report with the Court. The 2021/22 Annual Report has been drafted and reviewed by the Ground-Level Monitoring Committee. [Discretionary Function]

Recommendation:

Advisory Committee: Recommend to the Watermaster Board to approve the 2021/22 Annual Report of the Ground-Level Monitoring Committee, and direct staff to file a copy with the Court.

Board Members: Approve the 2021/22 Annual Report of the Ground-Level Monitoring Committee, and direct staff to file a copy with the Court.

Financial Impact: Approval of the report does not result in additional expenses. All the recommendations in the 2021/22 Annual Report for the ongoing monitoring program are included in the approved FY 2022/23 amended budget.

Future Consideration

Advisory Committee – November 17, 2022: Advice and Assistance

Watermaster Board – November 17, 2022: Approve and file with the Court

ACTIONS:

Appropriative Pool – November 10, 2022: Unanimously recommended the Advisory Committee to recommend Board approval.

Non-Agricultural Pool – November 10, 2022: Unanimously recommended their representatives to support at the Advisory Committee and Board subject to changes they deem necessary.

Agricultural Pool – November 10, 2022: Unanimously recommended the Advisory Committee to recommend Board approval.

Advisory Committee – November 17, 2022:

Watermaster Board – November 17, 2022:

Watermaster's function is to administer and enforce provisions of the Judgment and subsequent orders of the Court, and to develop and implement an Optimum Basin Management Program

BACKGROUND

In 1999, the OBMP Phase I Report identified pumping-induced drawdown and resultant aquifer-system compaction as the most likely cause of land subsidence and ground fissuring that had been observed in Management Zone 1 (MZ-1). Program Element 4 of the OBMP, "Develop and Implement a Comprehensive Groundwater Management Plan for Management Zone 1," called for the development and implementation of a long-term Subsidence Management Plan to minimize or abate the occurrence of subsidence and ground fissuring.

From 2001 to 2005, Watermaster developed, coordinated, and conducted a comprehensive investigation under the guidance of the MZ-1 Technical Committee (now called the Ground-Level Monitoring Committee or GLMC) to understand the causes of the subsidence and fissuring in the southwestern portion of MZ-1. The investigation provided enough information for Watermaster to develop Guidance Criteria for the producers in the investigation area that, if followed, would minimize the potential for subsidence and fissuring during the completion of the Subsidence Management Plan. The Guidance Criteria formed the basis for the Subsidence Management Plan, which was developed by the GLMC and approved by Watermaster in October 2007. The Court Order on November 15, 2007 approved the Subsidence Management Plan and ordered its implementation. The Subsidence Management Plan was updated in 2015 to include a recommendation to develop a Subsidence Management Plan specific to the northwestern portion of the Chino Basin where gradual and persistent subsidence is an ongoing concern.

The Subsidence Management Plan states that Watermaster will produce an annual report, which includes the results of ongoing monitoring efforts, interpretations of the data, recommendations for future monitoring efforts, and recommendations for adjustments to the Subsidence Management Plan, if any. The Court's 2007 Order directed Watermaster to file the annual reports with the Court.

DISCUSSION

The final 2021/22 Annual Report of the GLMC (Attachment 1) includes results and interpretations for data that were collected during FY 2021/22 and includes recommendations for Watermaster's Ground-Level Monitoring Program for FY 2022/23.

The GLMC met on March 3, 2022 to review and discuss the recent monitoring results and to develop a scope of work and budget for FY 2022/23. Subsequently, an overview of the monitoring results and the proposed scope of work and budget for FY 2022/23 were presented to the Pool Committees in April 2022 and at Watermaster's budget workshops.

The GLMC was provided with the draft annual report on September 23, 2022 for review and comment. The GLMC met on September 29, 2022 to review and discuss the draft annual report with Watermaster Staff and Engineer. The GLMC submitted comments during the comment window which were addressed in the final report attached.

The item was presented to the three Pool Committees on November 10, 2022 where it was unanimously recommended to the Advisory Committee to recommend the Board to approve and direct staff to file a copy with the Court.

ATTACHMENTS

1. 2021/22 Annual Report of the Ground-Level Monitoring Committee
Click on this [link](#) to access the report.

CONSENT CALENDAR ITEM I.D.

2021/22 ANNUAL REPORT OF THE GROUND LEVEL MONITORING

COMMITTEE Click on the link below to access the report:

https://cbwm.syncedtool.com/shares/folder/PaauzoQapiZ/?folder_id=422902815

THIS PAGE
LEFT
INTENTIONALLY
BLANK
FOR PAGINATION

CHINO BASIN WATERMASTER

I. CONSENT CALENDAR

E. APPLICATION: RECHARGE – JURUPA COMMUNITY SERVICES DISTRICT



CHINO BASIN WATERMASTER

9641 San Bernardino Road, Rancho Cucamonga, CA 91730
Tel: 909.484.3888 Fax: 909.484.3890 www.cbwm.org

PETER KAVOUNAS, P.E.
General Manager

STAFF REPORT

DATE: November 17, 2022

TO: Advisory Committee and Board Members

SUBJECT: Application: Recharge – Jurupa Community Services District (Consent Calendar Item I.E.)

SUMMARY:

Issue: On September 2, 2022, Jurupa Community Services District submitted an Application for Recharge for up to 530 acre-feet per year until 2028, to be injected by ASR. [Within WM Duties and Powers]

Recommendation:

Advisory Committee: Recommend to the Watermaster Board to approve Jurupa Community Services District's Application for Recharge and direct Watermaster staff to account for this recharge

Board Members: Approve Jurupa Community Services District's Application for Recharge and direct Watermaster staff to account for this recharge

Financial Impact: None

Future Consideration

Advisory Committee – November 17, 2022: Advice and Assistance

Watermaster Board – November 17, 2022: Approval

ACTIONS:

Appropriative Pool – October 13, 2022: Unanimously recommended Advisory Committee to recommend to the Watermaster Board to approve

Non-Agricultural Pool – October 13, 2022: Unanimously recommended its representatives to support Advisory Committee and Watermaster Board approval subject to changes they deem appropriate

Agricultural Pool – October 13, 2022: Unanimously recommended Advisory Committee to recommend to the Watermaster Board to approve

Advisory Committee – November 17, 2022:

Watermaster Board – November 17, 2022:

Watermaster's function is to administer and enforce provisions of the Judgment and subsequent orders of the Court, and to develop and implement an Optimum Basin Management Program

BACKGROUND

The Court approved the Peace Agreement, the OBMP Implementation Plan and the goals and objectives identified in the OBMP Phase I Report on July 13, 2000 and ordered Watermaster to proceed in a manner consistent with the Peace Agreement. Under the Peace Agreement, Watermaster approval is required for Applications to store, recapture, recharge or transfer water, as well as for Applications for credits or reimbursements and storage and recovery programs.

Where there is no Material Physical Injury (MPI), Watermaster must approve the application. Where the request for Watermaster approval is submitted by a Party to the Judgment, there is a rebuttable presumption that most of the proposed activities do not result in MPI to a Party to the Judgment or the Basin (Storage and Recovery Programs do not have this presumption).

DISCUSSION

On September 2, 2022, Jurupa Community Services District (JCSD) submitted an Application for Recharge for up to 530 acre-feet annually, from January 2023 to January 2028. The Application states that the method of recharge will be injection through ASR Well 27 (see Attachment 1) and identifies the source of water to be treated effluent from the CDA II Desalter Wells. The amount recharged will not be subject to evaporative losses. JCSD intends for this water to be used to offset production during the same fiscal year it was recharged. Pursuant to the Watermaster Rules and Regulations, Article X, Section 10.11, “The Application shall not be considered by the Advisory Committee until at least twenty-one (21) days after the last of the three Pool committee meetings to consider the matter.” A notice for this application was distributed to the Parties on October 7, 2022 (see Attachment 2).

West Yost completed a MPI analysis on October 3, 2022, declaring no negative impacts to the Basin from this recharge event (see Attachment 3.) The injections of the water will be monitored and accounted for in coordination with JCSD through Watermaster’s Form 2b and Form 2c (Report of Supplemental¹ Water Recharge by a Person).

Once approved, JCSD must complete Form 2b *Request to Recharge Supplemental Water by a Person to Watermaster* for each recharge event during the Application’s proposed period. During the recharge event, Watermaster and will collect data to properly ensure the water is accounted for. Upon completion of the recharge event, JCSD will be required to submit Form 2c *Report of Supplemental Water Recharge by a Person* to Watermaster for final review and accounting.

At the October 13, 2022 Pool Committee meetings the three Pool Committees unanimously recommended Board approval of the Recharge Application.

ATTACHMENTS

1. JCSD Application for Recharge Dated September 2, 2022
2. Notice Forms
3. October 3, 2022, Letter from West Yost to Watermaster: *Analysis of Material Physical Injury for the Jurupa Community Services District (JCSD) Recharge Application, Submitted to the Chino Basin Watermaster on September 2, 2022.*

¹ While the water intended to be recharged by JCSD – water treated and delivered by CDA – is not within the Restated Judgment’s definition of Supplemental Water, JCSD has used Watermaster’s standard form for the approval of recharge, which references “Supplemental Water.” Based on JCSD’s stated intent to recharge and recover the water in the same year, there is not a present need to characterize the water JCSD intends to recharge.

Watermaster’s function is to administer and enforce provisions of the Judgment and subsequent orders of the Court, and to develop and implement an Optimum Basin Management Program

Form 2a - Application for Supplemental Water Recharge

Applicant Information and Recharge Request			
Person		Date Requested	
Contact (individual)		Date Approved	
Street Address		Proposed Period of Time Covered by Recharge Application (mm/yyyy to mm/yyyy)	
City			
State			
Zip Code		Requested Total Amount of Recharge Over the Application Period (AF)	
Telephone			
Fax		Approved Total Amount of Recharge Over the Application Period (AF)	
Email			

Source(s) of Supply (check box and provide supporting information)		
<input type="checkbox"/>	State Water Project	
<input type="checkbox"/>	Colorado River Aqueduct	
<input type="checkbox"/>	Local Supplemental (identify source and attach source water quality characterization including TDS and TN; use as many sheets as necessary)	
<input type="checkbox"/>	Recycled Water (identify source and attach source water quality characterization including TDS and TN; use as many sheets as necessary)	
<input type="checkbox"/>	Other (identify source and attach source water quality characterization including TDS and TN; use as many sheets as necessary)	

Method of Recharge (check box and provide supporting information)		
<input type="checkbox"/>	Surface Spreading	
	Recharge Basin Name(s)	
	Expected Period of Recharge (mm/dd to mm/dd)	
	Depth to Water in Recharge Area (ft-bgs)	
	Water Quality in Recharge Area (attach characterization)	
<input type="checkbox"/>	Injection	
	Well Names and Locations (attach well completion report if not on file with the Watermaster)	
	Expected Period of Recharge (mm/dd to mm/dd)	
	Depth to Water in Recharge Area (ft-bgs)	
	Water Quality in Recharge Area (attach characterization)	
<input type="checkbox"/>	In-Lieu Exchange	
	Treatment Plant and Turnout	
	Share of Safe Yield (percent and AFY)	
	Carryover Right, if Applicable (AF)	
	Water in Storage (AF)	
	Pumping Capacity (mgd or AFM)	
	Expected Period of Recharge (mm/dd to mm/dd)	
	Depth to Water in Area Impacted by In-Lieu Recharge (ft-bgs)	
	Water Quality in Area Impacted by In-Lieu Recharge (attach characterization)	

CHINO BASIN WATERMASTER

NOTICE

OF

APPLICATION(S)

RECEIVED FOR

RECHARGE

Date of Notice:

October 7, 2022

This notice is to advise interested persons that the attached application(s) will come before the Watermaster Board on or after 30 days from the date of this notice.

APPLICATION FOR RECHARGE

Notification Dated: October 7, 2022

A party to the Judgment has submitted a proposed Application for Recharge for Watermaster approval. Unless contrary evidence is presented to Watermaster that overcomes the rebuttable presumption provided in Section 5.3(b)(iii) of the Peace Agreement, Watermaster must find that there is “no material physical injury” and approve the Application. Watermaster staff is not aware of any evidence to suggest that this recharge would cause material physical injury and hereby provides this notice to advise interested persons that this Application will come before the Watermaster Board on or after 30 days from the date of this notice. The attached staff report will be included in the meeting package at the time the Application begins the Watermaster process (comes before Watermaster).

NOTICE OF APPLICATION(S) RECEIVED

Date of Application: **September 2, 2022** Date of this notice: **October 7, 2022**

Please take notice that the following Application has been received by Watermaster:

- Notice of Application for Recharge – On September 2, 2022, Jurupa Community Services District submitted an Application for Recharge for up to 530 acre-feet per year until 2028, to be injected by ASR.

This *Application* will first be considered by each of the respective pool committees on the following dates:

Appropriative Pool:	October 13, 2022
Non-Agricultural Pool:	October 13, 2022
Agricultural Pool:	October 13, 2022

This *Application* will be scheduled for consideration by the Advisory Committee *no earlier than thirty days from the date of this notice and a minimum of twenty-one calendar days* after the last pool committee reviews it.

After consideration by the Advisory Committee, the *Application* will be considered by the Board.

Unless the *Application* is amended, as *Contests* must be submitted a minimum of fourteen (14) days prior to the Advisory Committee’s consideration of an *Application*, parties to the Judgment may file *Contests* to the *Application* with Watermaster *within seven calendar days* of when the last pool committee considers it. Any *Contest* must be in writing and state the basis of the *Contest*.

Watermaster address:

Chino Basin Watermaster
9641 San Bernardino Road
Rancho Cucamonga, CA 91730

Tel: (909) 484-3888
Fax: (909) 484-3890



October 6, 2022

Project No.: 941-80-22-03
SENT VIA: EMAIL

Chino Basin Watermaster
Attention: Mr. Peter Kavounas, General Manager
9641 San Bernardino Road
Rancho Cucamonga, CA 91730

SUBJECT: Analysis of Material Physical Injury for a Recharge Application submitted by Jurupa Community Services District to the Chino Basin Watermaster on September 2, 2022

Mr. Kavounas:

Pursuant to your direction, West Yost Associates, Inc. (West Yost) conducted a material physical injury (MPI) analysis on a Recharge Application submitted by the Jurupa Community Services District (JCSD) to the Chino Basin Watermaster on September 2, 2022 (hereafter, September 2, 2022 recharge application). This MPI analysis was completed pursuant to the Watermaster Rules and Regulations and the Peace Agreement.

Pursuant to the Peace Agreement (page 8), MPI is defined as:

“[...] material injury that is attributable to Recharge, Transfer, storage and recovery, management, movement or Production of water or implementation of the OBMP, including, but not limited to, degradation of water quality, liquefaction, land subsidence, increases in pump lift and adverse impacts associated with rising groundwater.”

Article 10 of the Watermaster Rules and Regulations (paragraph 10.10) requires that:

“[...] Watermaster prepare a written summary and analysis (which will include an analysis of the potential for material physical injury) of the Application and provide the Parties with a copy of the written summary and advanced notice of the date of Watermaster’s scheduled consideration and possible action on any pending Applications.”

The MPI analysis presented herein is based on our professional experience and judgment in the Chino Basin, including the past analyses of monitoring data, past evaluations of Chino Basin storage programs, past groundwater modeling of various groundwater management alternatives in the Chino Basin, and prior MPI analyses.

JCSD SEPTEMBER 2, 2022 RECHARGE APPLICATION

The JCSD proposes to recharge the Chino Basin by injection at its Well #27 with up to 2,650 acre-feet (af) of treated product water from the Chino Basin Desalter Authority's Desalter II (CDA-II water)¹ during the five-year period of January 2023 through January 2028, which equates to an approximate injection rate of 530 af per year (afy). The recharge is expected to occur from October to April each year, when JCSD has surplus water supply. The JCSD plans to recapture the recharged water by pumping at Well #27 during the summer when its demands increase, on the same year the water is recharged.

West Yost evaluated for the following to determine the potential for MPI from the proposed recharge:

- Impacts to groundwater levels that could result in liquefaction, land subsidence, and/or increases in pump lifts at wells.
- Impacts to the balance of recharge and discharge in every area and subarea of the Chino Basin.
- Impacts to groundwater quality.

Potential Impacts to Groundwater Level

The JCSD plans to recharge and recapture the same volumes of water during each year. Because of this, any localized changes in groundwater levels in the vicinity of Well #27 will likely be temporary. Groundwater levels will temporarily increase from October to April when water is being recharged, and decline in the summer months when water is being recovered. The temporary changes in groundwater levels will be followed by a return to the groundwater levels that would occur had the water not been recharged/recovered. The impacts of these localized changes in groundwater levels are described below:

- *Liquefaction.* As of September 2022, the depth to groundwater at Well #27 was about 219 feet below ground surface (ft-bgs). Provided that JCSD conducts injection at Well #27 such that groundwater levels remain below 50 ft-bgs,² there will be no threat of liquefaction due to the localized increases in groundwater levels.
- *Land subsidence.* The area that will experience the temporary increases and declines in groundwater levels is in a portion of the Chino Basin that is not susceptible to aquifer-system compaction (i.e., the aquifer-system lacks an abundance of clay layers). In addition, the changes in groundwater levels are expected to be temporary and will not result in long-term declines. For these reasons, there is no expected threat of land subsidence caused by the injection and recovery activities.

¹ While the water intended to be recharged by JCSD – water treated and delivered by the Chino Basin Desalter Authority (CDA) – is not within the Restated Judgment's definition of Supplemental Water, JCSD has used Watermaster's standard form for the approval of recharge, which references "Supplemental Water." Based on JCSD's stated intent to recharge and recover the water in the same year, there is not a present need to characterize the water JCSD intends to recharge.

² Per the County of Riverside's 2003 Riverside County Integrated Project (RCIP) Environmental Impact Report (EIR), areas with depth to groundwater of greater than 50 feet are considered low risk for liquefaction.

- *Pumping lifts.* Because the changes in groundwater levels are expected to be temporary and will not result in long-term declines, the impacts to pumping lifts and pumping costs are expected to be minor and may even be reduced.

Balance of Recharge and Discharge in Every Area and Subarea

Because injection and recovery activities will be conducted at Well #27 and in approximate equal volumes, the impacts to the balance of recharge and discharge at this location will not be material.

Water Quality Impacts

The water source for injection is CDA-II water. West Yost obtained CDA-II water quality data from JCSD and the California Department of Drinking Water (DDW) for the period of July 2018 to July 2022. These data indicate no exceedances of primary California Title 22 maximum contaminant levels (MCLs).

Impacts to Receiving Water

The proposed recharge water will be treated to drinking-water standards and is of equal or better quality than current groundwater in this area; hence, injection of this water will likely improve the general water quality in the vicinity of Well #27.

Watermaster recently conducted a groundwater modeling study to evaluate a 100,000 af storage and recovery program in the Chino Basin. The study concluded that the "displacements [of contaminant plumes due to the storage and recovery program] are negligible and are not potential MPI."³ Based on these results and the location and magnitude of the proposed recharge and recovery, our professional opinion is that the proposed recharge and recovery will not change the direction and/or speed of movement of known contaminant plumes in the Chino Basin.

Basin Plan Compliance

The proposed recharge will occur in the Chino North Groundwater Management Zone (GMZ). The 2004 Regional Water Quality Control Plan for the Santa Ana Basin (Basin Plan) has maximum benefit-based TDS and nitrate (expressed as nitrogen) concentration objectives in the Chino-North GMZ of 420 milligrams per liter (mg/l) and 5 mg/l, respectively. Pursuant to the Basin Plan, Watermaster and the IEUA are required to manage artificial recharge in Chino North GMZ such that the five-year, volume-weighted average TDS and nitrate concentrations of the recycled water, imported water, and new stormwater recharged across all recharge facilities does not exceed the maximum benefit-based Basin Plan objectives.

DDW water quality data from the period of 2018 through July 2022 indicate that the TDS concentrations averaged 298 mg/l (ranging from 20 to 400 mg/l)⁴ and the nitrate concentration averaged 4.7 mg/l (ranging from 0.9 to 6 mg/l). The current ambient TDS and nitrate concentrations in the Chino-North GMZ⁵ (covering the 20-year period from 1999 to 2018) are 350 mg/l and 10.3 mg/l, respectively. Thus, the proposed recharge will not encroach on the current assimilative capacity or interfere with Watermaster and the IEUA's regulatory obligations. Additionally, JCSD is authorized to inject water into the Chino Basin under

³ West Yost (2021). *Evaluation of the Local Storage Limitation Solution*. February 2021.

⁴ On June 19, 2019, the TDS concentration was reported as 720 mg/l. However, this TDS concentration appears to be an outlier and thus has been excluded from this analysis.

⁵ WSC. (2020). *Recomputation of Ambient Water Quality in the Santa Ana River Watershed for the Period 1999 to 2018*. Prepared for Santa Ana Watershed Project Authority – Basin Monitoring Program Task Force. July 8, 2020.

Mr. Peter Kavounas
October 6, 2022
Page 4

the State Water Resources Control Board Water Quality Order 2012-0010 – *General Waste Discharge Requirements for Aquifer Storage and Recovery Project that Inject Drinking Water Into Groundwater*, which “prohibits the injection of water that does not comply with drinking water standards or that would cause violation of any water quality objective within the aquifer.” Thus, there will be no adverse TDS or nitrate concentration impacts related to Basin Plan compliance from the proposed recharge.

Conclusion

Based on the information available at this time, our professional opinion is that there will be no MPI due to the JCSD’s proposed recharge as described in its September 2, 2022 recharge application.

Please contact me if you have any questions or concerns regarding this MPI analysis.

Sincerely,
WEST YOST



Carolina Sanchez, PE
Senior Engineer
RCE #85598

cc: Justin Nakano

CHINO BASIN WATERMASTER

- I. CONSENT CALENDAR**
- F. APPLICATION: LOCAL STORAGE AGREEMENTS –
APPROPRIATIVE POOL**



CHINO BASIN WATERMASTER

9641 San Bernardino Road, Rancho Cucamonga, CA 91730
Tel: 909.484.3888 Fax: 909.484.3890 www.cbwm.org

PETER KAVOUNAS, P.E.
General Manager

STAFF REPORT

DATE: November 17, 2022

TO: Advisory Committee and Board Members

SUBJECT: Application: Local Storage Agreements – Appropriative Pool (Consent Calendar Item I.F.)

SUMMARY:

Issue: Consideration of Application for Local Storage Agreements – Storage of Excess Carryover and Local Supplemental Water by members of the Appropriative Pool. [Within WM Duties and Powers]

Recommendation:

Advisory Committee: Recommend to the Watermaster Board to approve the Application for Local Storage Agreements as presented.

Board Members: Approve the Application for Local Storage Agreements as presented.

Financial Impact: None.

Future Consideration

Advisory Committee – November 17, 2022: Advice and assistance.

Watermaster Board – November 17, 2022: Approval.

ACTIONS:

Appropriative Pool – October 13, 2022: Unanimously recommended Advisory Committee to recommend Board approval.

Non-Agricultural Pool – October 13, 2022: Unanimously recommended its representatives to support at Advisory Committee and Watermaster Board subject to changes they deem appropriate.

Agricultural Pool – October 13, 2022: Unanimously Recommended Advisory Committee to recommend Board approval.

Advisory Committee – November 17, 2022:

Watermaster Board – November 17, 2022:

Watermaster's function is to administer and enforce provisions of the Judgment and subsequent orders of the Court, and to develop and implement an Optimum Basin Management Program

BACKGROUND

The Court approved the Peace Agreement, the Optimum Basin Management Program (OBMP) Implementation Plan and the goals and objectives identified in the OBMP Phase I Report on July 13, 2000, and ordered Watermaster to proceed in a manner consistent with the Peace Agreement. Under the Peace Agreement, Watermaster approval is required for applications to store, recapture, recharge, or transfer water, as well as for applications for credits or reimbursements and Storage and Recovery Programs.

Where there is no material physical injury, Watermaster must approve the transaction. Where the request for Watermaster approval is submitted by a party to the Judgment, there is a rebuttable presumption that most of the transactions do not result in Material Physical Injury to a Party to the Judgment or the Basin (Storage and Recovery Programs do not have this presumption).

Pursuant to the Peace Agreement §5.2; Restated Judgment, Exhibit G, Non-Agricultural Pool Pooling Plan ¶¶7; and Restated Judgment Exhibit H, Appropriative Pool Pooling Plan ¶¶12, parties are required to have approved Local Storage Agreements for the amounts in their stored water accounts.

DISCUSSION

The Appropriative Pool has submitted an Application for Local Storage Agreement (Attachment 1) on behalf of all its members for their Local Excess Carryover and Local Supplemental storage accounts in the amounts to be determined in the upcoming 2022/2023 Assessment Package. Pursuant to the Watermaster Rules and Regulations, Article X, Section 10.11, “The Application shall not be considered by the Advisory Committee until at least twenty-one (21) days after the last of the three Pool committee meetings to consider the matter.” A notice for this application was distributed to the Parties on October 7, 2022.

The 500,000 acre-feet Safe Storage Capacity threshold analyzed in the OBMP Implementation Plan PEIR has been re-examined and revised to 600,000 acre-feet, through June 30, 2021. On June 25, 2021, the Court ordered Watermaster to “manage all quantities of water held in storage in amounts from 500,000 acre-feet up to a maximum of 700,000 acre-feet until June 30, 2030, and thereafter a maximum of 620,000 acre-feet until June 30, 2035, consistent with all provisions of the Peace Agreement and the Peace II Agreement applicable to the Local Storage of water within the Basin, without limitation, subject to further order of this Court.” The total water held in all stored water accounts as of June 30, 2021 is 589,875.309 acre-feet.

The storage application to be considered at this time are for the Excess Carryover and Local Supplemental storage accounts of the Appropriative Pool members.

On October 13, 2022, this item was presented to the Pool Committees for consideration. The Appropriative and Overlying (Agricultural) Pools both unanimously recommended the Advisory Committee to recommend to the Watermaster Board to approve the proposed agreements; the Overlying (Non-Agricultural) Pool unanimously recommended its representatives to support at Advisory Committee and Watermaster Board subject to changes they deem appropriate.

ATTACHMENTS

1. Form 1 – Application for Local Storage Agreement – Appropriative Pool
2. Notice Forms

**APPLICATION
FOR
LOCAL STORAGE AGREEMENT**

APPLICANT

_____ Name of Party	_____ Date Requested	_____ Date Approved
_____ Street Address	_____ Amount Requested	_____ Amount Approved
_____ City	_____ State	_____ Zip Code
Telephone: _____	Facsimile: _____	

TYPE OF WATER TO BE PLACED IN STORAGE

- Excess Carry Over Local Supplemental or Imported Both

PURPOSE OF STORAGE - Check all that may apply

- Stabilize or reduce future water costs/assessments.
- Facilitate utilization of other available sources of supply.
- Facilitate replenishment under certain well sites.
- Preserve pumping right for a changed future potential use.
- Other, explain _____

METHOD AND LOCATION OF PLACEMENT IN STORAGE - Check and attach all that may apply

- Recharge (Form 2)
- Transfer of Right to Water in Storage (Form 3)
- Transfer from another party to the Judgment (Form 5)

METHOD AND LOCATION OF RECAPTURE FROM STORAGE - Check and attach all that may apply

- Pump from my wells (Form 4)
- Transfer to another party to the Judgment (Form 3)

WATER QUALITY AND WATER LEVELS

What is the existing water quality and what are the existing water levels in the areas that are likely to be affected?

MATERIAL PHYSICAL INJURY

Is the Applicant aware of any potential Material Physical Injury to a party to the Judgment or the Basin that may be caused by the action covered by the application? Yes No

If yes, what are the proposed mitigation measures, if any, that might reasonably be imposed to ensure that the action does not result in Material Physical Injury to a party to the Judgment or the Basin?

ADDITIONAL INFORMATION ATTACHED

Yes [] No []

John J. Schatz, AP Counsel

Applicant

TO BE COMPLETED BY WATERMASTER:

DATE OF APPROVAL FROM NON-AGRICULTURAL POOL: October 13, 2022

DATE OF APPROVAL FROM AGRICULTURAL POOL: October 13, 2022

DATE OF APPROVAL FROM APPROPRIATIVE POOL: October 13, 2022

HEARING DATE, IF ANY: N/A

DATE OF ADVISORY COMMITTEE APPROVAL: _____

DATE OF BOARD APPROVAL: _____ Agreement # _____

CHINO BASIN WATERMASTER

NOTICE

OF

APPLICATION(S)

RECEIVED FOR

LOCAL STORAGE AGREEMENT

Date of Notice:
October 7, 2022

This notice is to advise interested persons that the attached application(s) will come before the Watermaster Board on November 17, 2022.

NOTICE OF APPLICATION(S) RECEIVED

Date of Application: **October 6, 2022** Date of this notice: **October 7, 2022**

Please take notice that the following Application has been received by Watermaster:

- Notice of Application for Local Storage Agreements – Storage of Excess Carryover and Local Supplemental Water by members of the Appropriative Pool.

This *Application* will first be considered by each of the respective pool committees on the following dates:

Appropriative Pool:	October 13, 2022
Non-Agricultural Pool:	October 13, 2022
Agricultural Pool:	October 13, 2022

This *Application* will be scheduled for consideration by the Advisory Committee *no earlier than thirty days from the date of this notice and a minimum of twenty-one calendar days* after the last pool committee reviews it.

After consideration by the Advisory Committee, the *Application* will be considered by the Board.

Unless the *Application* is amended, as *Contests* must be submitted a minimum of fourteen (14) days prior to the Advisory Committee’s consideration of an *Application*, parties to the Judgment may file *Contests* to the *Application* with Watermaster *within seven calendar days* of when the last pool committee considers it. Any *Contest* must be in writing and state the basis of the *Contest*.

Watermaster address:

Chino Basin Watermaster	Tel: (909) 484-3888
9641 San Bernardino Road	Fax: (909) 484-3890
Rancho Cucamonga, CA 91730	

CHINO BASIN WATERMASTER

- I. CONSENT CALENDAR
 - G. CALENDAR YEAR 2023 ADVISORY COMMITTEE VOLUME VOTE



CHINO BASIN WATERMASTER

9641 San Bernardino Road, Rancho Cucamonga, CA 91730
Tel: 909.484.3888 Fax: 909.484.3890 www.cbwm.org

PETER KAVOUNAS, P.E.
General Manager

STAFF REPORT

DATE: November 17, 2022

TO: Advisory Committee Members

SUBJECT: Calendar Year 2023 Advisory Committee Volume Vote (Consent Calendar I.G.)

SUMMARY:

Issue: Volume Vote Calculations for the new calendar year are performed annually and Parties are allocated a voting percentage.

Recommendation: Approve the Calendar Year 2023 Advisory Committee Volume Vote as presented subject to Board approval of the Fiscal Year 2022/23 Assessment Package.

Financial Impact: None.

Future Consideration

Advisory Committee – November 17, 2022: Approval

ACTIONS:

Advisory Committee – November 17, 2022:

Watermaster's function is to administer and enforce provisions of the Judgment and subsequent orders of the Court, and to develop and implement an Optimum Basin Management Program

BACKGROUND

Following the approval of the Assessment Package each year, Volume Vote calculations for the new calendar year are performed and Parties are allocated a voting percentage. The Fiscal Year 2022/2023 Assessment Package is scheduled for approval at the November 17, 2022 Board meeting.

The total voting power on the Advisory Committee is 100 votes, allocated among the three Pools in proportion to the total assessments paid to Watermaster during the preceding production year. The minimum voting power of each pool shall never be less than 20 votes for the Overlying (Agricultural) Pool, five (5) votes for the Overlying (Non-Agricultural) Pool, and 20 votes for the Appropriative Pool. Within the Appropriative Pool, the voting power is apportioned between the Major Appropriator representatives in proportion to their respective voting power in the Appropriative Pool Committee, The remaining two (Minor) representatives exercise equally the voting power proportion to the Appropriative Pool Committee voting power of all remaining Appropriators.

DISCUSSION

Water Activity Reports have now been received by all except for two, and the Advisory Committee's Calendar Year 2023 Volume Vote has been calculated. Several attempts were made to collect the missing Water Activity Reports from two Appropriative Pool parties (Monte Vista Water District and City of Fontana) to no avail. Since we have not received responses from the two Parties, the numbers as prepared have been deemed to be final. The Fiscal Year 2022/23 Assessment Package is scheduled for approval on November 17, 2022 and the Calendar Year 2023 Volume Vote has been finalized for approval.

The Advisory Committee Volume Vote for Calendar Year 2023 allocation is shown in Attachment 1. The prior (Calendar Year 2022) Volume Vote is also attached for reference in Attachment 2.

ATTACHMENTS

1. Calendar Year 2023 Advisory Committee Volume Vote Basis
2. Calendar Year 2022 Advisory Committee Volume Vote Basis



Chino Basin Watermaster 2023 Advisory Committee Voting Power

Assessment Year 2022-2023 (Production Year 2021-2022)

	Pool 3 Vote	% Vote	Advisory Vote
Minor 1	43.770	4.377%	3.283
Minor 2	43.770	4.377%	3.283
Chino Hills, City Of	36.689	3.669%	2.752
Chino, City Of	57.077	5.708%	4.281
Cucamonga Valley Water District	95.130	9.513%	7.135
Fontana Union Water Company	58.285	5.828%	4.371
Fontana Water Company	75.523	7.552%	5.664
Jurupa Community Services District	95.731	9.573%	7.180
Monte Vista Water District	90.372	9.037%	6.778
Ontario, City Of	199.137	19.914%	14.935
Pomona, City Of	169.803	16.980%	12.735
Upland, City Of	34.713	3.471%	2.603
			75.000
AGRICULTURAL POOL			20.000
NON-AGRICULTURAL POOL			5.000
			25.000
TOTAL			100.000



Chino Basin Watermaster 2022 Advisory Committee Voting Power

Assessment Year 2021-2022 (Production Year 2020-2021)

	Pool 3 Vote	% Vote	Advisory Vote
Minor 1	45.314	4.531%	3.399
Minor 2	45.314	4.531%	3.399
Chino Hills, City Of	36.004	3.600%	2.700
Chino, City Of	55.596	5.560%	4.170
Cucamonga Valley Water District	71.996	7.200%	5.400
Fontana Union Water Company	58.285	5.828%	4.371
Fontana Water Company	75.362	7.536%	5.652
Jurupa Community Services District	91.046	9.105%	6.828
Monte Vista Water District	95.217	9.522%	7.141
Ontario, City Of	220.641	22.064%	16.548
Pomona, City Of	164.866	16.487%	12.365
Upland, City Of	40.358	4.036%	3.027
			75.000
AGRICULTURAL POOL			20.000
NON-AGRICULTURAL POOL			5.000
			25.000
TOTAL			100.000

CHINO BASIN WATERMASTER

II. BUSINESS ITEMS

**A. FISCAL YEAR 2022/23 BUDGET AMENDMENT (A-22-11-01)
PROPOSAL FOR ENGINEERING SERVICES FOR CHINO BASIN
WATERMASTER TO DEVELOP A PLAN FOR RECHARGE
PROJECTS**



CHINO BASIN WATERMASTER

9641 San Bernardino Road, Rancho Cucamonga, CA 91730
Tel: 909.484.3888 Fax: 909.484.3890 www.cbwm.org

PETER KAVOUNAS, P.E.
General Manager

STAFF REPORT

DATE: November 17, 2022

TO: Advisory Committee and Board Members

SUBJECT: Fiscal Year 2022/23 Budget Amendment (A-22-11-01) Proposal for Engineering Services for Chino Basin Watermaster to Develop a Plan for Recharge Projects (Business Item II.A.)

SUMMARY:

Issue: A Budget Amendment (A-22-11-01) for Fiscal Year 2022/23 is required to complete a high-level analysis of potential Recharge Projects as instructed by the Watermaster Board at the October 2022 Board meeting. [Advisory Committee Approval Required]

Recommendation:

Advisory Committee: Approve the Budget Amendment (A-22-11-01) as presented.

Board Members: Adopt the Budget Amendment (A-22-11-01) as presented.

Financial Impact: This item was not included in the Fiscal Year 2022/23 budget. Approving this Budget Amendment will increase the FY 2022/23 budget by \$60,000.

Future Consideration

Advisory Committee – November 17, 2022: Approval

Watermaster Board – November 17, 2022: Adoption

ACTIONS:

Appropriative Pool – November 10, 2022: Unanimously recommended Advisory approval.

Non-Agricultural Pool – November 10, 2022: Unanimously recommended Advisory approval subject to any changes they deem necessary.

Agricultural Pool – November 10, 2022: Unanimously recommended Advisory approval.

Advisory Committee – November 17, 2022:

Watermaster Board – November 17, 2022:

Watermaster's function is to administer and enforce provisions of the Judgment and subsequent orders of the Court, and to develop and implement an Optimum Basin Management Program

BACKGROUND

At the October 27, 2022 Board meeting, the Watermaster Board provided direction to staff to explore the idea of reevaluating Recharge Projects that had been deferred in the past to see if the cost and benefits would be feasible given the current grant funding availability.

Watermaster has requested from West Yost a cost estimate for a high-level scoping effort that will include meetings to gather stakeholder feedback and a report with recommendations for projects.

DISCUSSION

The proposed budget for the scope of work to evaluate Recharge Projects is \$60,000. This amount includes a review of proposed Recharge Projects, work necessary to define information and documentation necessary for applying for grant funds, and three workshops for discussions with the Parties.

The funding will cover work done by West Yost from November 2022 to July 2023 and result in the creation of a Work Plan based on feedback received through the process. This cost was not initially included in the Fiscal Year 2022/23 Budget.

The item was presented to the three Pool Committees on November 10, 2022 where it was unanimously recommended to the Advisory Committee to approve.

ATTACHMENTS

1. Proposal for Engineering Services for Chino Basin Watermaster to Develop a Plan for Recharge Projects
2. Budget Amendment (A-22-11-01)



23692 Birtcher Drive
Lake Forest CA 92630

949.420.3030 phone
530.756.5991 fax
westyost.com

November 3, 2022

SENT VIA: EMAIL

Mr. Peter Kavounas
General Manager
Chino Basin Watermaster
9641 San Bernardino Road
Rancho Cucamonga, CA 91730

SUBJECT: Proposal for Engineering Services for Chino Basin Watermaster to Develop a Plan for Recharge Projects

Dear Mr. Kavounas:

The 2018 Recharge Master Plan Update (2018 RMPU) included a list of projects that were considered but not recommended for implementation by the Chino Basin Parties (Recharge Projects). The Recharge Projects included: projects that were considered in the 2013 RMPU and determined to be technically and institutionally feasible but with unit costs for stormwater recharge that exceeded the economic feasibility threshold established in the 2013 RMPU of \$612 per acre-foot; and, other projects that the Parties brought to the 2018 RMPU Steering Committee for consideration but have not yet been implemented.

The 2023 RMPU process is currently ongoing, and based on input from the Parties, will not include consideration of new capital projects, and thus, will not include technical analysis to evaluate the Recharge Projects.

At its October 27, 2022 meeting, the Watermaster Board discussed recent grant opportunities that are available to plan for and construct recharge and storage projects in the Chino Basin. The Watermaster Board emphasized the importance of having readily available information and documentation that could be used to support grant applications, since grant funding can change the economic feasibility of constructing the Recharge Projects. Based on the Board discussion, Watermaster staff requested that West Yost prepare a proposal to prepare a "Work Plan" to: (i) describe the Recharge Projects; (ii) describe the next planning and/or construction tasks to implement Recharge Projects; and, (iii) describe cost estimates to perform the next planning and/or construction tasks. The Work Plan could then be used to apply for grant funding to offset the implementation costs, and thereby change the economic feasibility to implement the Recharge Projects.

This letter is a proposal for West Yost to prepare the Work Plan.

SCOPE OF SERVICES

The following is a list of the tasks necessary to perform the proposed scope of services:

1. Define the information and documentation necessary to apply for grant funding opportunities

2. Review the descriptions of the Recharge Projects in the 2018 RMPU recharge project and describe the level of analysis that has currently been completed for each Recharge Project
3. Refine the list of Recharge Projects by removing projects that the Parties are not interested in pursuing and adding new projects identified by the Parties
4. Prepare the Work Plan
5. Conduct up to three workshops with the Parties to discuss:
 - a. The projects that were considered but not recommended on the 2018 RMPU
 - b. The level of analysis that has been performed for these projects
 - c. Other projects that should be considered if grant funding is available
 - d. The additional analyses that need to be conducted for each project to be considered "grant ready"
 - e. The costs to perform the additional analyses
 - f. Based on the cost, whether the Recharge Projects should be analyzed further
 - g. Review draft versions of the Work Plan

Deliverables

- Meeting materials, including agendas and presentations
- Draft and Final versions of the Work Plan

PROJECT BUDGET AND SCHEDULE

The proposed budget for the scope of services described herein is \$60,000. We will invoice for services performed on a time-and-expenses basis.

The duration of the scope of services is anticipated to be from November 2022 to July 2023 but is dependent on the availability and engagement of the Parties.

Thank you for providing West Yost the opportunity to be of continued service to Watermaster. We look forward to working with you on this important project. Please call if you have any questions or require additional information.

Sincerely,
WEST YOST



Carolina Sanchez, PE
Senior Engineer



Garrett Rapp, PE
Associate Engineer



**CHINO BASIN WATERMASTER
BUDGET AMENDMENT (A-22-11-01)**

To: **All Parties**

Fiscal Year 2022/23

From : Joseph S. Joswiak, CFO

Date: November 10, 2022

Describe reason for the budget amendment here: The current "Amended" Budget for FY 2022/23 is \$9,781,976. This "Amended" budget is the May 26, 2022 version adopted by the Board on May 26, 2022 of \$9,490,976 plus the additional amounts of \$250,000 for AP Legal Services and \$41,000 for Non-Agricultural Pool Legal/Administrative Services. The current "Amended" Budget for FY 2022/23 is \$9,781,976 which is the September 8, 2022 version. This Budget Amendment is proposed to increase the total Watermaster "Amended" budget from \$9,781,976 (excluding any Carry-Over funding) to \$9,841,976, an increase of \$60,000. The additional funding will come from the FY 2022/23 Assessment Package invoicing.

Expenditure Amendment				
<i>Line Item Description</i>	<i>Account Number</i>	<i>Approved Budget</i>	<i>Amended Budget</i>	<i>Amendment Amount</i>
Comprehensive Recharge - Engineering Services	7202.2	\$153,572	\$213,572	\$60,000
TOTAL:				\$ 60,000

Revenue Source				
<i>Line Item Description</i>	<i>Account Number</i>	<i>Approved Budget</i>	<i>Amended Budget</i>	<i>Amendment Amount</i>
FY 2022/23 Assessment Package	9999	\$9,781,976	\$9,841,976	\$60,000
TOTAL:				\$ 60,000

Amendment Procedure	Finance Use Only
1. Staff takes amendment requests to the Pools, Advisory Committee & Board for approval.	Date Board Approved _____
2. The Chief Financial Officer will prepare and process the budget entry.	Entered into System By _____
4. A log will be maintained by the Finance Department detailing the adjustment.	Finance Log # _____
5. A fiscal year file will also be kept to hold all budget amendment forms for auditor review.	Date Posted _____
	Approved By _____
	Date Approved _____

THIS PAGE
LEFT
INTENTIONALLY
BLANK
FOR PAGINATION

CHINO BASIN WATERMASTER

- II. BUSINESS ITEMS**
 - B. FISCAL YEAR 2022/23 BUDGET AMENDMENT FORM (A-22-11-02)
FOR TOM DODSON AND ASSOCIATES SERVICES**



CHINO BASIN WATERMASTER

9641 San Bernardino Road, Rancho Cucamonga, CA 91730
Tel: 909.484.3888 Fax: 909.484.3890 www.cbwm.org

PETER KAVOUNAS, P.E.
General Manager

STAFF REPORT

DATE: November 17, 2022

TO: Advisory Committee and Board Members

SUBJECT: Fiscal Year 2022-23 Budget Amendment (A-22-11-02) for Tom Dodson & Associates Services (Business Item II.B.)

SUMMARY:

Issue A Budget Amendment (A-22-11-02) for Fiscal Year 2022/23 is required to amend the contract between Watermaster and Tom Dodson & Associates to prepare the Environmental Review documentation to support the 2020 OBMP Update. [Advisory Committee Approval Required]

Recommendation:

Advisory Committee: Approve the Budget Amendment (A-22-11-02) as presented.

Board Members: Adopt the Budget Amendment (A-22-11-02) as presented.

Financial Impact: The amount required for these services is \$150,000 and the item was not budgeted. Approving this Budget Amendment will increase the FY 2022/23 budget by \$150,000.

Future Consideration

Advisory Committee – November 17, 2022: Approval

Watermaster Board – November 17, 2022: Adoption

ACTIONS:

Appropriative Pool – November 10, 2022: Recommended Advisory approval by a majority 60.484 votes in favor.

Non-Agricultural Pool – November 10, 2022: Recommended by majority vote for its representatives to approve at Advisory Committee and Watermaster Board subject to changes they deem appropriate.

Agricultural Pool – November 10, 2022: Unanimously recommended Advisory approval.

Advisory Committee – November 17, 2022:

Watermaster Board – November 17, 2022:

Watermaster's function is to administer and enforce provisions of the Judgment and subsequent orders of the Court, and to develop and implement an Optimum Basin Management Program

BACKGROUND

The 2020 OBMP Update is a multi-stakeholder collaborative process to bring the 20-year-old document up to date, acknowledging the new challenges and opportunities that the region faces and providing solutions through collective collaboration in adopting and implementing the updated Program.

The Watermaster stakeholders along with staff and consultants started the process to update the OBMP on January 2019. The collaborative process included a series of Listening Sessions where stakeholders expressed their issues, needs, and wants related to groundwater management for the coming decades, and concluded with the Watermaster Board's approval of the OBMP in 2020.

The management actions identified throughout the process along with reasonably foreseeable potential projects will require environmental review. Tom Dodson & Associates has extensive experience in the Chino Basin, including the preparation of the PEIR for the 2000 OBMP, and the Subsequent EIR for the 2007 CDA expansion, the 2017 Addendum, and the 2021 Local Storage Limitation Solution Addendum. The experience qualifies Tom Dodson & Associates to prepare the environmental review for the 2020 OBMP Plan Update. Tom Dodson & Associates began the environmental analysis of the 2020 OBMP in 2019 and paused in July 2020 when the IEUA Board of Directors, acting as the lead agency, continued the certification process. After the continuation of the item, and after finalizing the Addendum for the Local Storage Limitation Solution, the remaining funds in the contract were used to restart this process during FY 2022/23.

The ongoing effort in FY 2022/23 is to update the 2020 draft environmental document and present it for certification. As a first step, Chino Basin stakeholders were asked to provide input in the Project Description, and several stakeholders made suggestions.

DISCUSSION

The proposed scope of work is attached to this staff report as Attachment 1. While there were leftover funds from the original 2019 contract, the anticipated revisions to the document require an augmentation of the funds to conclude the work.

The scope of work for the Hydrology/Water Quality technical analyses that are to be performed by West Yost and the legal review to be performed by Brownstein, Hyatt, Farber, and Schreck has been budgeted and is included in Watermaster's Fiscal Year 2022/23 amended budget.

The draft Budget Amendment (A-22-11-02) is provided as Attachment 2.

The item was presented to the three Pool Committees during their November 10, 2022 regular meetings. At the Appropriative Pool Committee meeting the item was recommended by majority 60.484% votes in favor. At the Non-Agricultural Pool Committee meeting the item was recommended by majority vote for its representatives to approve at Advisory Committee and Watermaster Board subject to changes they deem appropriate. At the Agricultural Pool Committee meeting, the item was unanimously recommended for Advisory Committee approval and Board adoption.

ATTACHMENTS

1. Budget Amendment for the Optimum Basin Management Program Update 2022 CEQA Compliance Effort (TDA Memo)
2. Budget Amendment (A-22-11-02)

TOM DODSON & ASSOCIATES

PHYSICAL ADDRESS: 2150 N. ARROWHEAD AVENUE SAN BERNARDINO, CA 92405
MAILING ADDRESS: PO BOX 2307, SAN BERNARDINO, CA 92406
TEL (909) 882-3612 • FAX (909) 882-7015
E-MAIL TDA@TDAENV.COM



MEMORANDUM

October 31, 2022

From: Tom Dodson

To: Mr. Edgar Tellez Foster

Subj: Budget Amendment for the Optimum Basin Management Program Update 2022 CEQA Compliance Effort

Optimum Basin Management Program Update (OBMPU) Subsequent EIR Recirculation

In 2022, TDA was engaged by Watermaster to assist in both preparing an updated Project Description for the OBMPU and presenting the status of the OBMPU at an OBMPU Environmental Review Workshop to the Parties. TDA was authorized to utilize left over budget from our efforts on the Local Storage Limitation Solution in order to complete the above tasks. As of November 1, 2022, TDA has worked with Watermaster Staff, West Yost, and the remaining members of the Project Team to draft a Project Description that has been distributed to the Parties for comment. Our understanding is that, based on feedback from the Project Team, the best and most appropriate path forward to process the CEQA documentation for the OBMPU Subsequent EIR (SEIR) is to recirculate the 2020 document with revisions based on the updated Project Description.

We at Tom Dodson & Associates (TDA) have been asked to submit this budget amendment to assist the Project Team with California Environmental Quality Act (CEQA) compliance by revising the 2020 OBMPU SEIR to enable recirculation of the SEIR.

We have allocated substantial time to ensure that the proposed revision of the OBMPU SEIR meets the stringent standards required under CEQA, and to ensure that we are able to coordinate closely with the West Yost, Watermaster staff, legal counsel, and Stakeholders. We have also allocated substantial time to Project management, as, in our experience, we may need ample time to attend meetings and manage the Project as we move through the recirculation, public review, and response to comments processes.

Scope of Work

Task 1: Attend Meetings & Project Management

TDA will attend meetings with program team and consultant engineering representatives to ensure that the revisions of each of the SEIR Subchapters conform to the defined Project

Description. Based on our discussions, we believe that has provided much of the data that will support the preparation of the SEIR. However, we anticipate further input from West Yost will be required to inform our environmental analysis. In all cases TDA will be acting as an environmental consultant on behalf of the Watermaster and the Lead Agency, IEUA, to perform the independent review of the project required by CEQA.

Given our recent experience, we believe that collectively, TDA will need about 50 hours (with both Tom and Kaitlyn present) allocated to meetings in order to ensure adequate communication between Watermaster Staff, Legal, IEUA, and West Yost, in addition to TDA as we work together to prepare a comprehensive revised SEIR.

- Attend Meetings/Project Management: **\$20,000**

Task 2: Prepare the Revised Technical Studies to Support Recirculated SEIR

Because we have existing technical studies from the OBMPU, I do not believe that substantial effort need be made to prepare revisions to the existing technical studies. Some technical studies are land-area based, such as Biological Resources Assessments and Cultural Resources Analyses, while others are scope of project/facilities based, such as Air Quality, Greenhouse Gas (GHG), and Energy Analyses. Thus, we believe that the Air Quality, Greenhouse Gas (GHG), and Energy Analyses would need to be revised to reflect the recent modifications made to the OBMPU Project Description. In addition, as data has been published as part of the circulation of the Draft Upper Santa Ana River Habitat Conservation Plan EIR, we believe that the Biological Resources Assessment should be updated to ensure that any new data is analyzed and provided therein.

I believe the technical studies can be initiated once we have indication from Watermaster that the project description is final. Based on the project description that has been compiled as described in the introduction to this budget amendment, the preparation of the technical studies is the first stage of review that must be completed to evaluate the changes in environmental consequences of implementing the various programs and facilities to be installed under the life of the OBMPU as a program. TDA will rely upon the most current environmental data compiled in various published environmental and planning documents and specific technical studies that will address impacts of the required program improvements.

- Revisions to Technical Studies: **\$50,000**

Task 3: Prepare the Notice of Recirculation

TDA will prepare a Notice of Recirculation (NOR) based on the revised Project Description prepared to address the scope and facilities proposed under the OBMPU. The NOR will announce Watermaster and IEUA's intent to recirculate the OBMPU SEIR pursuant to Public Resources Code Section 21092.1 and CEQA Statute 15088.5. The estimated fee for carrying out this task is:

- Notice of Recirculation: **\$5,000**

The end product of this effort will be a final decision on the scope of the Recirculated SEIR and a set of responses from interested parties that will identify the concerns and questions related to the OBMPU Project Description and Recirculated SEIR. TDA will assist Watermaster and IEUA with providing a notice of recirculation to every agency, person, or organization that commented

on the 2020 OBMPU SEIR. A possible broader distribution shall be considered with the Project Team.

Task 4: Revise the Draft SEIR

During the 30-day period that the NOR is out for public review, TDA will finalize a draft Recirculated SEIR. As you may recall, the original SEIR was prepared as a Focused SEIR, providing EIR-level analysis for only those issues that were deemed to result in a potentially significant impact. These topics included: Air Quality, Biological Resources, Cultural Resources, Energy, Greenhouse Gas, Hydrology and Water Quality, Tribal Cultural Resources, and Utilities and Service Systems. All other topics were addressed in a comprehensive Initial Study that was presented as an attachment to the 2020 Notice of Preparation. TDA proposes to revise the Initial Study in addition to each of the Environmental Topics that were the focus of the 2020 OBMPU SEIR.

The SEIR would also revise the Executive Summary and an Introduction. The Executive Summary typically summarizes the impacts of implementing the project, and summarizes mitigation measures that support the environmental impact determination. The Executive Summary also summarizes the alternatives to the proposed project. The Introduction discusses the purpose and use of the SEIR, and also incorporates comments received during the NOR comment period and directs the reader to where their comments are answered in the document and briefly responds to each comment. The SEIR must discuss alternatives and topical issues such as growth inducement. The cost to revise and fully address these issues as part of the OBMPU SEIR is as follows:

- Revise SEIR: **\$50,000**

Task 5: Complete the CEQA Process with the SEIR

The following steps will be implemented to complete the CEQA review process:

- a. Distribute the proposed revised document for public review (45 days)
- b. Respond to comments on the SEIR
- c. Prepare a revised Mitigation Monitoring and Reporting Program
- d. Compile a revised Final SEIR package for the Watermaster and ultimately for the IEUA Board's consideration (CEQA certification)
- e. Prepare and file a Notice of Determination (NOD) with the County and State on behalf of the IEUA and Watermaster.

TDA estimates that the above effort under Task 5 will require up to 250 hours plus the NOD filing fee with San Bernardino County (Note: this fee is based on 2022 Fish & Wildlife filing fee)

- Final PEIR/NOD: **\$25,000**

The end result of the Task 5 work efforts is a completed CEQA process. This document will be prepared at a level of detail consistent with our understanding of the project at hand, as demonstrated in our draft Project Description that the Watermaster Parties are currently reviewing and providing comment on. The Final OBMPU SEIR will cover each element and facility under the umbrella of this program environmental document.

Total Fee

Total fee, including the technical studies, is **\$150,000**. Based on our discussions, this proposal assumes no inordinate delays during review periods and no major issues, not identified above, arising during the review process.

Task	Fee
Task 1 – Attend Meetings	\$20,000
Task 2 – Prepare Technical Studies	\$50,000
Task 3 – Prepare Notice of Recirculation	\$5,000
Task 4 – Prepare Draft Recirculated SEIR	\$50,000
Task 5 – Complete the CEQA Process with SEIR Notice of Determination (includes 2022 NOD filing fee)	\$25,000
TOTAL Estimated Fee	<u>\$150,000</u>

Conclusion

The total fee to be amended is **\$150,000**.

TDA appreciates the opportunity to submit this proposal to Watermaster. Tom Dodson and Kaitlyn Dodson-Hamilton will oversee preparation and carry out all final editing of the document(s) prepared to support the recirculation effort for the OBMPU SEIR. The scope of work outlined above will lead to a fully substantiated CEQA environmental determination for the proposed Project over a period that is assumed to begin in November 2022, and will conclude by June of 2023 at the latest depending on the CEQA path that is required to address impacts pertaining to the OBMPU.

Should you have any questions regarding the above proposal, please feel free to give me a call.

Sincerely,



Tom Dodson



**CHINO BASIN WATERMASTER
BUDGET AMENDMENT (A-22-11-02)**

To: **All Parties**

Fiscal Year 2022/23

From : Joseph S. Joswiak, CFO

Date: November 10, 2022

Describe reason for the budget amendment here: The current "Amended" Budget for FY 2022/23 is \$9,781,976. This "Amended" budget is the May 26, 2022 version adopted by the Board on May 26, 2022 of \$9,490,976 plus the additional amounts of \$250,000 for AP Legal Services and \$41,000 for Non-Agricultural Pool Legal/Administrative Services. The current "Amended" Budget for FY 2022/23 is \$9,781,976 which is the September 8, 2022 version. Budget Amendment (A-22-11-01) is being submitted for \$60,000 in November 2022. If that Budget Amendment is approved, the "Amended" Budget for FY 2022/23 would increase to \$9,841,976. This Budget Amendment is proposed to increase the total Watermaster "Amended" budget from \$9,841,976 (excluding any Carry-Over funding) to \$9,991,976, an increase of \$150,000. The additional funding will come from the FY 2022/23 Assessment invoicing.

Expenditure Amendment				
<i>Line Item Description</i>	<i>Account Number</i>	<i>Approved Budget</i>	<i>Amended Budget</i>	<i>Amendment Amount</i>
2020 OBMP Update - Tom Dodson & Associates	6908.1	\$0	\$150,000	\$150,000
TOTAL:				\$ 150,000

Revenue Source				
<i>Line Item Description</i>	<i>Account Number</i>	<i>Approved Budget</i>	<i>Amended Budget</i>	<i>Amendment Amount</i>
FY 2022/23 Assessment Package	9999	\$9,841,976	\$9,991,976	\$150,000
TOTAL:				\$ 150,000

Amendment Procedure	Finance Use Only
1. Staff takes amendment requests to the Pools, Advisory Committee & Board for approval.	Date Board Approved _____
2. The Chief Financial Officer will prepare and process the budget entry.	Entered into System By _____
4. A log will be maintained by the Finance Department detailing the adjustment.	Finance Log # _____
5. A fiscal year file will also be kept to hold all budget amendment forms for auditor review.	Date Posted _____
	Approved By _____
	Date Approved _____

THIS PAGE
LEFT
INTENTIONALLY
BLANK
FOR PAGINATION

CHINO BASIN WATERMASTER

- II. BUSINESS ITEMS**
- C. FISCAL YEAR 2022/23 ASSESSMENT PACKAGE**



CHINO BASIN WATERMASTER

9641 San Bernardino Road, Rancho Cucamonga, CA 91730
Tel: 909.484.3888 Fax: 909.484.3890 www.cbwm.org

PETER KAVOUNAS, P.E.
General Manager

STAFF REPORT

DATE: November 17, 2022

TO: Advisory Committee and Board Members

SUBJECT: Fiscal Year 2022/23 Assessment Package (Business Item II.C.)

SUMMARY:

Issue: The Chino Basin Watermaster Fiscal Year 2022/23 Assessment Package, based on Production Year 2021/22, needs to be approved. [Within WM Duties and Powers]

Recommendation:

Advisory Committee: Review Fiscal Year 2022/23 Assessment Package as presented and offer advice to Watermaster.

Board Members: Approve the Fiscal Year 2022/23 Assessment Package as presented.

Financial Impact: Collection of assessments according to the Assessment Package creates the funds that are used during the current fiscal year for budgeted expenses and the purchase of water (if available) for replenishment obligations.

Future Consideration

Advisory Committee – November 17, 2022: Advice and assistance

Watermaster Board – November 17, 2022: Approval

ACTIONS:

Appropriate Pool – November 10, 2022: Provided advice and assistance.

Non-Agricultural Pool – November 10, 2022: Gave their representatives discretionary authority to vote at Advisory Committee and Board meetings subject to changes which they deem necessary.

Agricultural Pool – November 10, 2022: Provided advice and assistance.

Advisory Committee – November 17, 2022:

Watermaster Board – November 17, 2022:

Watermaster's function is to administer and enforce provisions of the Judgment and subsequent orders of the Court, and to develop and implement an Optimum Basin Management Program

BACKGROUND

Watermaster issues an Assessment Package annually based on production during the previous production year (July 1 through June 30). Production information is generally collected quarterly, and other necessary information is collected annually. Assessments create funds that are used during the current fiscal year for budgeted expenses. Assessments are based on the approved budget allocated across the total assessable production in the Basin.

DISCUSSION

The Parties of the Overlying (Non-Agricultural) Pool and the Appropriative Pool were each sent a copy of their Water Activity Report in August 2022 that summarized their water activity for the previous year, including production, Dry Year Yield (DYY), land use conversion, transfers, voluntary agreements, and assignments. Each Party was asked to verify the data gathered and summarized by Watermaster. The Water Activity Reports were received back, and any necessary corrections were made.

Each Appropriative Pool Party's Water Activity Report was accompanied by a "Transfer from Storage to Satisfy Desalter Replenishment Obligation (DRO)" form, and summaries of DRO and Local Storage Accounts' balances. Using the form, the Parties submitted their preference on how they would like their share of DRO to be satisfied with stored water. Those transfers were then executed in September 2022 and the Parties' storage account balances were adjusted accordingly.

Assessments generate funds to cover the current year FY 2022/23 approved amended budget, in addition to reserves according to existing reserve policies. The Assessment Package does not factor in unspent monies as those are returned to Parties as a credit on the assessment invoicing. The FY 2021/22 Reserve excess cash to be refunded is \$0; Recharge Basin O&M excess cash to be refunded is \$0; the Debt Payment excess cash to be refunded is \$177,379.00; and the Recharge Improvement Projects excess cash to be refunded is \$0.

Continuing from the prior year, the total Operating Safe Yield (OSY) of the Appropriative Pool is 40,834 acre-feet, and Land Use Conversion has priority ahead of Early Transfer in calculating the Agricultural Pool Safe Yield Reallocation.

The Assessment Package is based on the FY 2022/23 Approved Budget totaling \$8,433,258, as it was amended on September 8, 2022, and identifies total assessable production for all Pools as 99,715.6 acre-feet, resulting in assessments of \$33.44/acre-foot for Judgment Administration and \$51.14/acre-foot for OBMP & Program Elements 1-9, excluding recharge debt service, recharge improvement project expenses, "Pomona Credit" assessments, and assessments for replenishment and CURO water.

For the production year 2021/22, there is a replenishment obligation of 45.9 acre-feet for overproduction, and 245.9 acre-feet for DRO. The new replenishment rate is \$811 per acre-foot, which is MWD's 2022 Tier 1 Untreated rate at \$799 plus OCWD's \$2 connection fee plus TVMWD's \$10 surcharge.

In September 2022, Watermaster received an RTS invoice from IEUA in the amount of \$39,879.12. The RTS is being assessed for water purchased during FY 2016/17 and FY 2017/18 through IEUA. A portion of the RTS is the fifth of ten annual installments for the 5,767.037 acre-feet of water purchased during FY 2016/17. The other portion is the fourth of ten annual installments for the 1,145.9 acre-feet of water purchased during FY 2017/18. The 85/15 Rule is applied where applicable for the RTS charges.

The additional assessments approved as part of the budget, allocated amongst the Appropriators based on their percentage of OSY, are the Pomona Credit assessment of \$66,667.00, recharge debt payment assessment of \$482,302.00, and recharge improvement project assessment of \$358,000.00. Other approved assessments will be invoiced based on formulas separate from the Assessment Package.

The total DRO for production year 2021/22 is 27,290.4 acre-feet. This includes the 10,000 acre-feet of DRO Contribution and 17,290.4 acre-feet of Remaining DRO. In August and September 2022, the Appropriative Pool Parties were given an opportunity to transfer water to satisfy their share of DRO. The Parties have submitted their requests and the DRO was satisfied with a combination of stored water, annual water rights, and Exhibit "G" Form A transfers. These transfers resulted in 245.9 acre-feet of the residual DRO to be assessed.

The storage loss rate applied to water held in storage accounts continues to be 0.07%. This rate is reflected in the Assessment Package and has been applied to the beginning balances of locally stored water accounts.

In cases where the ending balance of a storage account has increased from the beginning balance on July 1, 2022, a new storage agreement will be required. Parties with increased storage balances as of the approval of the Assessment Package have already submitted storage applications to Watermaster; the application submitted by the Overlying (Non-Agricultural) Pool was approved by the Watermaster Board on June 23, 2022, and the application submitted by the Appropriative Pool will be presented to the Watermaster Board for approval on November 17, 2022. Following the approval of the FY 2022/23 Assessment Package, a new storage agreement will be sent for signature to those Parties with increased balances.

Watermaster held two Assessment Package Workshops: one on October 18, 2022, and the other on November 1, 2022. The purpose of the workshops was to provide the Parties with information pertaining to the Assessment Package and opportunities to raise questions, concerns, and feedback.

The FY 2022/23 Assessment Package was presented to the Pool Committees for advice and assistance. On Thursday November 17, 2022 it is being presented to the Advisory Committee for advice and assistance, and to the Watermaster Board for approval. If approved by the Board, invoices will be emailed to the Parties immediately following the Board's approval.

In addition to the line items detailed within the FY 2022/23 Assessment Package, additional credits and charges will be added to assessment invoices as directed by specific action of the Pool(s), or by action of Watermaster per past practice; these items are not dependent on the Board's approval of the Assessment Package. The following additional items will be added to this year's assessment Invoicing:

1. Refund of the excess FY 2021/22 Debt Service Payments to the Appropriative Pool: \$177,379.00

In addition to the items listed above, charges for Pool Administration/Legal Services will be included on the FY 2022/23 Assessment invoices as approved by each Pool Committee.

The FY 2022/23 Assessment Package as presented includes the two budget amendments of \$60,000 or \$150,000 that are being presented for consideration under Business Items II.A. and II.B. respectively on the assumption they will be approved by the Advisory Committee.

On November 10, 2022, the Appropriative Pool considered the item; representatives of the City of Chino, Monte Vista Water District, and the City of Ontario offered advice that the Board should not adopt the Assessment Package as it calculates assessments based on the approved FY 2022/23 budget which is the subject of litigation initiated by the same three agencies; in addition, the City of Ontario representative expressed the City's continuing opposition to the voluntary takes not being subject to assessments as another reason for opposing the Assessment Package as presented. All three parties acknowledged that there are no arithmetic errors in the Assessment Package's computation; the Overlying (Non-Agricultural) Pool gave their representatives discretionary authority to vote at Advisory Committee and Board meetings subject to changes which they deem necessary; and the Overlying (Agricultural) Pool expressed support for the Assessment Package as presented.

ATTACHMENTS

1. Fiscal Year 2022/23 Assessment Package (DRAFT)

Watermaster's function is to administer and enforce provisions of the Judgment and subsequent orders of the Court, and to develop and implement an Optimum Basin Management Program



CHINO BASIN WATERMASTER

DRAFT

**2022/2023 ASSESSMENT PACKAGE
(PRODUCTION YEAR 2021/2022)**

PRINTED NOVEMBER 9, 2022



Chino Basin Watermaster Assessment Package

Table of Contents

Assessment Year 2022-2023 (Production Year 2021-2022)

Table of Contents.....	0
Pool 1	
Water Production Overview.....	1
Pool 2	
Assessment Fee Summary.....	2
Water Production Overview.....	3
Water Production Summary.....	4
Local Storage Accounts Summary.....	5
Water Transaction Summary.....	6
Cumulative Unmet Replenishment Obligation (CURO).....	7
Pool 3	
Assessment Fee Summary.....	8
Water Production Overview.....	9
Water Production Summary.....	10
Local Excess Carry Over Storage Account Summary.....	11
Local Supplemental Storage Account Summary.....	12
Other Storage and Replenishment Accounts.....	13
Water Transaction Summary.....	14
Land Use Conversion Summary.....	15
Agricultural Pool Reallocation Summary.....	16
Cumulative Unmet Replenishment Obligation (CURO).....	17
Desalter Replenishment Accounting.....	18
Desalter Replenishment Obligation Contribution (DROC).....	19
Remaining Desalter Replenishment Obligation (RDRO).....	20
Desalter Replenishment Summary.....	21
Pool All	
Assessment Calculation.....	22
Water Transaction Detail.....	23
Analysis of the 85/15 Rule Application to Water Transfers.....	24
Watermaster Replenishment Calculation.....	25
Readiness to Serve (RTS) Charges.....	26
Assessment Package Notes.....	27
Assessment Package References and Definitions.....	28



Assessment Year 2022-2023 (Production Year 2021-2022)

Water Production Overview

AGRICULTURAL POOL SUMMARY IN ACRE FEET

Agricultural Pool Safe Yield	82,800.0
Agricultural Total Pool Production	(21,304.0)
	61,496.0
Safe Yield Reduction (Backfill)	(9,000.0)
Total Conversions	(32,897.8)
	(41,897.8)
Early Transfer:	19,598.1

Well County	Physical Production	Voluntary Agreements	Total Ag Pool Production
Los Angeles County	182.6	0.0	182.6
Riverside County	1,994.6	0.0	1,994.6
San Bernardino County	11,981.4	7,145.4	19,126.8
	14,158.6	7,145.4	21,304.0



Assessment Year 2022-2023 (Production Year 2021-2022)
Assessment Fee Summary

	AF Production	Non-Agricultural Pool		Replenishment Assessments		CURO Adjmnt	RTS Charges	Other Adjmnts	Total Assmnts Due
		\$33.44 AF/Admin	\$53.24 AF/OBMP	AF Over Annual Right	\$811.00 Per AF				
9W Halo Western OpCo L.P.	27.3	912.08	1,452.12	10.4	8,406.02	228.72	437.86	0.00	11,436.79
ANG II (Multi) LLC	0.0	0.00	0.00	0.0	0.00	0.00	0.00	0.00	0.00
Aqua Capital Management LP	0.0	0.00	0.00	0.0	0.00	0.00	331.54	0.00	331.54
California Speedway Corporation	402.9	13,472.24	21,449.22	0.0	0.00	0.00	0.00	0.00	34,921.46
California Steel Industries, Inc.	671.4	22,452.18	35,746.24	0.0	0.00	0.00	0.00	0.00	58,198.42
CalMat Co.	0.0	0.00	0.00	0.0	0.00	0.00	0.00	0.00	0.00
CCG Ontario, LLC	0.0	0.00	0.00	0.0	0.00	0.00	0.00	0.00	0.00
City of Ontario (Non-Ag)	1,370.8	45,839.15	72,980.75	0.0	0.00	0.00	0.00	0.00	118,819.90
County of San Bernardino (Non-Ag)	75.1	2,510.88	3,997.58	0.0	0.00	0.00	0.00	0.00	6,508.46
General Electric Company	0.0	0.00	0.00	0.0	0.00	0.00	0.35	0.00	0.35
Hamner Park Associates, a California Limited Partnership	336.9	11,264.67	17,934.53	0.0	0.00	0.00	0.00	0.00	29,199.20
Linde Inc.	0.0	0.00	0.00	0.0	0.00	0.00	0.00	0.00	0.00
Monte Vista Water District (Non- Ag)	17.6	588.64	937.18	0.0	0.00	0.00	0.00	0.00	1,525.82
Riboli Family and San Antonio Winery, Inc.	15.7	526.11	837.62	15.7	12,759.46	851.99	219.36	0.00	15,194.55
Space Center Mira Loma, Inc.	93.7	3,133.60	4,989.01	0.0	0.00	0.00	0.00	0.00	8,122.61
TAMCO	2.1	69.72	111.01	0.0	0.00	0.00	209.76	0.00	390.49
West Venture Development Company	0.0	0.00	0.00	0.0	0.00	0.00	0.00	0.00	0.00
	3,013.4	100,769.27	160,435.26	26.1	21,165.48	1,080.71	1,198.87	0.00	284,649.59
	2A	2B	2C	2D	2E	2F	2G	2H	2I

Notes:



Assessment Year 2022-2023 (Production Year 2021-2022)

Water Production Overview

	Physical Production	Assignments	Other Adjustments	Actual FY Production (Assmnt Pkg Column 4H)
9W Halo Western OpCo L.P.	27.3	0.0	0.0	27.3
ANG II (Multi) LLC	0.0	0.0	0.0	0.0
Aqua Capital Management LP	0.0	0.0	0.0	0.0
California Speedway Corporation	402.9	0.0	0.0	402.9
California Steel Industries, Inc.	671.4	0.0	0.0	671.4
CalMat Co.	0.0	0.0	0.0	0.0
CCG Ontario, LLC	0.0	0.0	0.0	0.0
City of Ontario (Non-Ag)	0.0	1,370.8	0.0	1,370.8
County of San Bernardino (Non-Ag)	0.0	75.1	0.0	75.1
General Electric Company	647.4	0.0	(647.4)	0.0
Hamner Park Associates, a California Limited Partnership	0.0	336.9	0.0	336.9
Linde Inc.	0.0	0.0	0.0	0.0
Monte Vista Water District (Non-Ag)	0.0	17.6	0.0	17.6
Riboli Family and San Antonio Winery, Inc.	15.7	0.0	0.0	15.7
Space Center Mira Loma, Inc.	0.0	93.7	0.0	93.7
TAMCO	2.1	0.0	0.0	2.1
West Venture Development Company	0.0	0.0	0.0	0.0
	1,766.8	1,894.0	(647.4)	3,013.4
	3A	3B	3C	3D

Notes:

Other Adj:

1) General Electric Company extracted and subsequently injected 647.4 AF of water during the fiscal year.



Water Production Summary

	Percent of Safe Yield	Carryover Beginning Balance	Prior Year Adjustments	Assigned Share of Safe Yield (AF)	Water Transaction Activity	Other Adjustments	Annual Production Right	Actual Fiscal Year Production	Net Over Production	Under Production Balances		
										Total Under-Produced	Carryover: Next Year Begin Bal	To Excess Carryover Account
9W Halo Western OpCo L.P.	0.256%	0.0	0.0	18.8	(1.9)	0.0	16.9	27.3	10.4	0.0	0.0	0.0
ANG II (Multi) LLC	0.000%	0.0	0.0	0.0	0.0	0.0	0.0	0.0	0.0	0.0	0.0	0.0
Aqua Capital Management LP	0.000%	0.0	0.0	0.0	0.0	0.0	0.0	0.0	0.0	0.0	0.0	0.0
California Speedway Corporation	13.605%	1,000.0	0.0	1,000.0	(100.0)	0.0	1,900.0	402.9	0.0	1,497.1	1,000.0	497.1
California Steel Industries, Inc.	21.974%	1,615.1	0.0	1,615.1	(161.5)	0.0	3,068.8	671.4	0.0	2,397.3	1,615.1	782.2
CalMat Co.	0.000%	0.0	0.0	0.0	0.0	0.0	0.0	0.0	0.0	0.0	0.0	0.0
CCG Ontario, LLC	0.000%	0.0	0.0	0.0	0.0	0.0	0.0	0.0	0.0	0.0	0.0	0.0
City of Ontario (Non-Ag)	53.338%	3,920.6	0.0	3,920.6	(4,073.9)	0.0	3,767.3	1,370.8	0.0	2,396.5	2,396.5	0.0
County of San Bernardino (Non-Ag)	1.821%	133.9	0.0	133.9	(13.4)	0.0	254.4	75.1	0.0	179.3	133.9	45.4
General Electric Company	0.000%	0.0	0.0	0.0	0.0	0.0	0.0	0.0	0.0	0.0	0.0	0.0
Hamner Park Associates, a California Limited Partnership	6.316%	464.2	0.0	464.2	(46.4)	0.0	882.1	336.9	0.0	545.2	464.2	81.0
Linde Inc.	0.014%	1.0	0.0	1.0	(0.1)	0.0	1.9	0.0	0.0	1.9	1.0	0.9
Monte Vista Water District (Non-Ag)	0.680%	50.0	0.0	50.0	(5.0)	0.0	95.0	17.6	0.0	77.4	50.0	27.4
Riboli Family and San Antonio Winery, Inc.	0.000%	0.0	0.0	0.0	0.0	0.0	0.0	15.7	15.7	0.0	0.0	0.0
Space Center Mira Loma, Inc.	1.417%	0.0	0.0	104.1	(10.4)	0.0	93.7	93.7	0.0	0.0	0.0	0.0
TAMCO	0.579%	42.6	0.0	42.6	(4.3)	0.0	81.0	2.1	0.0	78.9	42.6	36.3
West Venture Development Company	0.000%	0.0	0.0	0.0	0.0	0.0	0.0	0.0	0.0	0.0	0.0	0.0
	100.00%	7,227.4	0.0	7,350.3	(4,416.9)	0.0	10,160.9	3,013.4	26.1	7,173.6	5,703.3	1,470.2
	4A	4B	4C	4D	4E	4F	4G	4H	4I	4J	4K	4L

Notes:
 1) City of Ontario (Non-Ag) dedicated 3,681.8 AF of Carryover water, and 1,916.7 AF of Excess Carryover water, to satisfy City of Ontario's 2022/23 DRO pursuant to an Exhibit "G" Section 10 Form A.



Assessment Year 2022-2023 (Production Year 2021-2022)

Local Storage Accounts Summary

	Local Excess Carry Over Storage Account (ECO)					Local Supplemental Storage Account				Combined
	Beginning Balance	0.07% Storage Loss	Transfers To / (From)	From Under-Production	Ending Balance	Beginning Balance	0.07% Storage Loss	Transfers To / (From)	Ending Balance	Ending Balance
9W Halo Western OpCo L.P.	0.0	0.0	0.0	0.0	0.0	0.0	0.0	0.0	0.0	0.0
ANG II (Multi) LLC	0.0	0.0	0.0	0.0	0.0	0.0	0.0	0.0	0.0	0.0
Aqua Capital Management LP	0.0	0.0	0.0	0.0	0.0	0.0	0.0	0.0	0.0	0.0
California Speedway Corporation	1,898.5	(1.3)	0.0	497.1	2,394.3	0.0	0.0	0.0	0.0	2,394.3
California Steel Industries, Inc.	2,511.8	(1.8)	0.0	782.2	3,292.2	0.0	0.0	0.0	0.0	3,292.2
CalMat Co.	5.0	0.0	0.0	0.0	5.0	0.0	0.0	0.0	0.0	5.0
CCG Ontario, LLC	0.0	0.0	0.0	0.0	0.0	0.0	0.0	0.0	0.0	0.0
City of Ontario (Non-Ag)	1,918.0	(1.3)	(1,916.7)	0.0	0.0	0.0	0.0	0.0	0.0	0.0
County of San Bernardino (Non-Ag)	251.8	(0.2)	0.0	45.4	297.0	0.0	0.0	0.0	0.0	297.0
General Electric Company	0.0	0.0	0.0	0.0	0.0	0.0	0.0	0.0	0.0	0.0
Hamner Park Associates, a California Limited Partnership	1,720.9	(1.2)	0.0	81.0	1,800.7	0.0	0.0	0.0	0.0	1,800.7
Linde Inc.	64.3	0.0	0.0	0.9	65.2	0.0	0.0	0.0	0.0	65.2
Monte Vista Water District (Non-Ag)	117.9	(0.1)	0.0	27.4	145.2	0.0	0.0	0.0	0.0	145.2
Riboli Family and San Antonio Winery, Inc.	0.0	0.0	0.0	0.0	0.0	0.0	0.0	0.0	0.0	0.0
Space Center Mira Loma, Inc.	0.0	0.0	0.0	0.0	0.0	0.0	0.0	0.0	0.0	0.0
TAMCO	258.2	(0.2)	0.0	36.3	294.3	0.0	0.0	0.0	0.0	294.3
West Venture Development Company	0.0	0.0	0.0	0.0	0.0	0.0	0.0	0.0	0.0	0.0
	8,746.4	(6.1)	(1,916.7)	1,470.2	8,293.9	0.0	0.0	0.0	0.0	8,293.9
	5A	5B	5C	5D	5E	5F	5G	5H	5I	5J

Notes:

1) City of Ontario (Non-Ag) dedicated 1,916.7 AF of Excess Carryover water to satisfy a portion of City of Ontario's 2022/23 DRO pursuant to an Exhibit "G" Section 10 Form A.



Assessment Year 2022-2023 (Production Year 2021-2022)

Water Transaction Summary

	Percent of Safe Yield	Assigned Share of Safe Yield (AF)	Water Transactions			Total Water Transactions
			10% of Operating Safe Yield ("Haircut")	Transfers (To) / From ECO Account	General Transfers / Exhibit G Water Sales	
9W Halo Western OpCo L.P.	0.256%	18.8	(1.9)	0.0	0.0	(1.9)
ANG II (Multi) LLC	0.000%	0.0	0.0	0.0	0.0	0.0
Aqua Capital Management LP	0.000%	0.0	0.0	0.0	0.0	0.0
California Speedway Corporation	13.605%	1,000.0	(100.0)	0.0	0.0	(100.0)
California Steel Industries, Inc.	21.974%	1,615.1	(161.5)	0.0	0.0	(161.5)
CalMat Co.	0.000%	0.0	0.0	0.0	0.0	0.0
CCG Ontario, LLC	0.000%	0.0	0.0	0.0	0.0	0.0
City of Ontario (Non-Ag)	53.338%	3,920.6	(392.1)	1,916.7	(5,598.5)	(4,073.9)
County of San Bernardino (Non-Ag)	1.821%	133.9	(13.4)	0.0	0.0	(13.4)
General Electric Company	0.000%	0.0	0.0	0.0	0.0	0.0
Hamner Park Associates, a California Limited Partnership	6.316%	464.2	(46.4)	0.0	0.0	(46.4)
Linde Inc.	0.014%	1.0	(0.1)	0.0	0.0	(0.1)
Monte Vista Water District (Non-Ag)	0.680%	50.0	(5.0)	0.0	0.0	(5.0)
Riboli Family and San Antonio Winery, Inc.	0.000%	0.0	0.0	0.0	0.0	0.0
Space Center Mira Loma, Inc.	1.417%	104.1	(10.4)	0.0	0.0	(10.4)
TAMCO	0.579%	42.6	(4.3)	0.0	0.0	(4.3)
West Venture Development Company	0.000%	0.0	0.0	0.0	0.0	0.0
	100.000%	7,350.3	(735.0)	1,916.7	(5,598.5)	(4,416.9)
	6A	6B	6C	6D	6E	6F

Notes:

1) City of Ontario (Non-Ag) dedicated 3,681.8 AF of Carryover water, and 1,916.7 AF of Excess Carryover water, to satisfy City of Ontario's 2022/23 DRO pursuant to an Exhibit "G" Section 10 Form A.



Assessment Year 2022-2023 (Production Year 2021-2022)

Cumulative Unmet Replenishment Obligation (CURO)

Remaining Replenishment Obligation:	AF
Appropriative - 100	1,751.7
Appropriative - 15/85	17.2
Non-Agricultural - 100	54.8
	1,823.7

Replenishment Rates	
2022 Rate	\$811.00
2021 Rate	\$789.00

Pool 2 Non-Agricultural

Company	Outstanding Obligation (AF)	Fund Balance (\$)	Outstanding Obligation (\$)
9W Halo Western OpCo L.P.	11.6	\$9,183.75	\$228.72
ANG II (Multi) LLC	0.0	\$0.00	\$0.00
Aqua Capital Management LP	0.0	\$0.00	\$0.00
California Speedway Corporation	0.0	\$0.00	\$0.00
California Steel Industries, Inc.	0.0	\$0.00	\$0.00
CalMat Co.	0.0	\$0.00	\$0.00
CCG Ontario, LLC	0.0	\$0.00	\$0.00
City of Ontario (Non-Ag)	0.0	\$0.00	\$0.00
County of San Bernardino (Non-Ag)	0.0	\$0.00	\$0.00
General Electric Company	0.0	\$0.00	\$0.00
Hamner Park Associates, a California Limited Partnership	0.0	\$0.00	\$0.00
Linde Inc.	0.0	\$0.00	\$0.00
Monte Vista Water District (Non-Ag)	0.0	\$0.00	\$0.00
Riboli Family and San Antonio Winery, Inc.	43.2	\$34,211.59	\$851.99
Space Center Mira Loma, Inc.	0.0	\$0.00	\$0.00
TAMCO	0.0	\$0.00	\$0.00
West Venture Development Company	0.0	\$0.00	\$0.00
Pool 2 Non-Agricultural Total	54.8	\$43,395.34	\$1,080.71

7A

7B

7C

Notes:

1) The 2022 replenishment rate includes MWD's Full Service Untreated Tier 1 volumic cost of \$799/AF, a \$10/AF surcharge from Three Valleys Municipal Water District, and a \$2/AF connection fee from Orange County Water District.



Assessment Year 2022-2023 (Production Year 2021-2022)

Assessment Fee Summary

	AF Production and Exchanges	Appropriative Pool		Ag Pool SY Reallocation			Replenishment Assessments			85/15 Activity		CURO Adjmt	ASSESSMENTS DUE							
		\$33.44 AF/Admin	\$53.24 AF/OBMP	AF Total Reallocation	\$712,324 \$11.58 AF/Admin	\$1,134,288 \$18.44 AF/OBMP	\$121.65 AF/15%	\$689.35 AF/85%	\$811.00 AF/100%	15% Producer Credits	15% Pro-rated Debits		Total Production Based	Pomona Credit	Recharge Debt Payment	Recharge Imprvmt Project	RTS Charges	Other Adjmts	DRO	Total Due
BlueTriton Brands, Inc.	251.6	8,412.47	13,393.53	0.0	0.00	0.00	0.00	0.00	0.00	0.00	0.00	0.00	21,806.00	0.00	0.00	0.00	8,559.95	0.00	0.00	30,365.95
CalMat Co. (Appropriative)	0.0	0.00	0.00	0.0	0.00	0.00	0.00	0.00	0.00	0.00	0.00	0.00	0.00	0.00	0.00	0.00	0.00	0.00	0.00	0.00
Chino Hills, City Of	2,628.9	87,911.62	139,964.55	2,379.3	27,560.38	43,886.51	101.69	0.00	0.00	0.00	41,685.74	2.14	341,112.63	2,567.35	18,573.45	13,786.58	1.18	0.00	0.00	376,041.19
Chino, City Of	3,059.9	102,323.16	162,909.24	11,362.7	131,616.90	209,583.66	118.36	0.00	0.00	0.00	48,519.37	2.49	655,073.18	4,904.69	35,482.96	26,338.06	0.06	0.00	0.00	721,798.95
Cucamonga Valley Water District	9,368.3	313,275.02	498,766.80	2,486.1	28,797.46	45,856.40	362.36	0.00	0.00	0.00	148,548.08	7.63	1,035,613.75	4,400.69	31,836.76	23,631.58	13.77	0.00	0.00	1,095,496.55
Desalter Authority	40,525.4	0.00	0.00	0.0	0.00	0.00	0.00	0.00	0.00	0.00	0.00	0.00	0.00	0.00	0.00	0.00	0.00	0.00	0.00	0.00
Fontana Union Water Company	0.0	0.00	0.00	3,333.7	38,614.95	61,489.54	0.00	0.00	0.00	0.00	0.00	0.00	100,104.49	7,771.37	56,221.94	41,732.06	0.00	0.00	0.00	205,829.86
Fontana Water Company	11,387.1	380,783.62	606,247.61	834.6	9,667.07	15,393.61	440.45	0.00	0.00	(939,763.60)	180,559.16	9.27	253,337.19	1.33	9.65	7.16	10.41	0.00	0.00	253,365.74
Fontana, City Of	0.0	0.00	0.00	0.0	0.00	0.00	0.00	0.00	0.00	0.00	0.00	0.00	0.00	0.00	0.00	0.00	0.00	0.00	0.00	0.00
Golden State Water Company	1,066.1	35,649.38	56,757.57	214.5	2,484.45	3,956.18	41.24	0.00	0.00	(48,646.86)	16,904.15	0.87	67,146.98	500.00	3,617.26	2,685.00	0.57	0.00	0.00	73,949.81
Jurupa Community Services District	11,601.7	387,960.11	617,673.34	16,322.9	189,072.17	301,074.08	448.75	0.00	0.00	0.00	183,962.09	9.45	1,680,199.99	2,506.01	18,129.73	13,457.22	6.61	0.00	0.00	1,714,299.56
Marygold Mutual Water Company	944.2	31,572.51	50,266.76	341.7	3,958.56	6,303.51	0.00	0.00	0.00	0.00	0.00	0.00	92,101.34	796.67	5,763.51	4,278.10	870.35	0.00	0.00	103,809.97
Monte Vista Irrigation Company	0.0	0.00	0.00	352.9	4,087.75	6,509.23	0.00	0.00	0.00	0.00	0.00	0.00	10,596.98	822.67	5,951.61	4,417.72	0.00	0.00	0.00	21,788.98
Monte Vista Water District	6,994.9	233,909.99	372,409.33	2,621.4	30,364.29	48,351.37	270.56	0.00	0.00	0.00	110,914.94	5.70	796,226.18	5,864.70	42,428.11	31,493.26	5.54	0.00	0.00	876,017.79
NCL Co, LLC	0.0	0.00	0.00	0.0	0.00	0.00	0.00	0.00	0.00	0.00	0.00	0.00	0.00	0.00	0.00	0.00	0.00	0.00	0.00	0.00
Niagara Bottling, LLC	1,684.0	56,312.99	89,656.21	0.0	0.00	0.00	0.00	0.00	0.00	0.00	0.00	34,509.18	180,478.38	0.00	0.00	0.00	27,248.13	4,958.46	197,103.01	409,787.98
Nicholson Family Trust	0.0	0.00	0.00	2.0	23.19	36.93	0.00	0.00	0.00	0.00	0.00	0.00	60.12	4.67	33.76	25.06	0.00	0.00	0.00	123.61
Norco, City Of	0.0	0.00	0.00	105.2	1,219.03	1,941.16	0.00	0.00	0.00	0.00	0.00	0.00	3,160.19	245.33	1,774.87	1,317.44	0.00	0.00	0.00	6,497.83
Ontario, City Of	14,390.0	481,201.93	766,124.13	11,507.1	133,289.51	212,247.09	556.60	0.00	0.00	0.00	228,175.30	11.72	1,821,606.28	13,828.07	100,039.08	74,256.36	12.81	0.00	0.00	2,009,742.60
Pomona, City Of	10,183.8	340,545.14	542,183.70	5,849.5	67,755.87	107,892.86	0.00	0.00	0.00	0.00	0.00	0.00	1,058,377.57	(53,030.93)	98,650.05	73,225.32	0.00	0.00	0.00	1,177,222.01
San Antonio Water Company	402.5	13,458.73	21,427.72	785.9	9,103.02	14,495.44	15.57	0.00	0.00	0.00	6,381.83	0.33	64,882.64	1,832.01	13,253.66	9,837.84	0.64	0.00	0.00	89,806.79
San Bernardino, County of (Shooting Park)	19.8	662.78	1,055.22	0.0	0.00	0.00	0.77	13,662.92	0.00	0.00	314.28	287.66	15,983.63	0.00	0.00	0.00	308.29	48.62	2,319.46	18,660.00
Santa Ana River Water Company	103.2	3,449.34	5,491.71	678.6	7,860.80	12,517.35	3.99	0.00	0.00	0.00	1,635.60	0.08	30,958.87	1,582.01	11,445.03	8,495.34	1,098.08	0.00	0.00	53,579.33
Upland, City Of	1,312.4	43,886.32	69,871.64	1,487.7	17,232.13	27,440.04	50.76	0.00	0.00	0.00	20,809.92	1.07	179,291.88	3,468.02	25,089.35	18,623.16	1.58	0.00	0.00	226,473.99
West End Consolidated Water Co	0.0	0.00	0.00	494.2	5,724.17	9,115.03	0.00	0.00	0.00	0.00	0.00	0.00	14,839.20	1,152.01	8,334.18	6,186.24	0.00	0.00	0.00	30,511.63
West Valley Water District	0.0	0.00	0.00	336.0	3,892.30	6,198.01	0.00	0.00	0.00	0.00	0.00	0.00	10,090.31	783.34	5,667.05	4,206.50	542.28	0.00	0.00	21,289.48
TOTAL	115,923.6	2,521,315.11	4,014,199.06	61,496.0	712,324.00	1,134,288.00	2,411.10	13,662.92	0.00	(988,410.47)	988,410.46	34,847.59	8,433,047.77	0.01	482,302.01	358,000.00	38,680.26	5,007.08	199,422.47	9,516,459.60
	8A	8B	8C	8D	8E	8F	8G	8H	8I	8J	8K	8L	8M	8N	8O	8P	8Q	8R	8S	8T

Notes:
 1) IEUA is collecting the fifth of ten annual RTS charges for water purchased in FY 2016/17, and fourth of ten annual RTS charges for water purchased in FY 2017/18.
 2) "Other Adjustments" (Column [8R]) includes adjustments from replenishment purchase for DRO. If water was not available for purchase in the previous year, this adjustment is based on the previous year's obligation, multiplied by the current replenishment rate, minus the fund balance, similar to the CURO.



Assessment Year 2022-2023 (Production Year 2021-2022)
Water Production Overview

	Physical Production	Voluntary Agreements (w/ Ag)	Assignments (w/ Non-Ag)	Other Adjustments	Actual FY Production (Assmnt Pkg Column 10I)
BlueTriton Brands, Inc.	251.6	0.0	0.0	0.0	251.6
CalMat Co. (Appropriative)	0.0	0.0	0.0	0.0	0.0
Chino Hills, City Of	2,693.8	(64.9)	0.0	0.0	2,628.9
Chino, City Of	6,193.0	(3,058.0)	(75.1)	0.0	3,059.9
Cucamonga Valley Water District	27,281.1	0.0	0.0	0.0	27,281.1
Desalter Authority	40,566.4	0.0	0.0	(40.9)	40,525.4
Fontana Union Water Company	0.0	0.0	0.0	0.0	0.0
Fontana Water Company	16,387.1	0.0	0.0	0.0	16,387.1
Fontana, City Of	0.0	0.0	0.0	0.0	0.0
Golden State Water Company	1,066.1	0.0	0.0	0.0	1,066.1
Jurupa Community Services District	12,094.5	0.0	(430.6)	(62.2)	11,601.7
Marygold Mutual Water Company	944.2	0.0	0.0	0.0	944.2
Monte Vista Irrigation Company	0.0	0.0	0.0	0.0	0.0
Monte Vista Water District	7,184.8	(113.5)	(17.6)	(58.8)	6,994.9
NCL Co, LLC	0.0	0.0	0.0	0.0	0.0
Niagara Bottling, LLC	1,684.0	0.0	0.0	0.0	1,684.0
Nicholson Family Trust	0.0	0.0	0.0	0.0	0.0
Norco, City Of	0.0	0.0	0.0	0.0	0.0
Ontario, City Of	19,669.8	(3,909.0)	(1,370.8)	0.0	14,390.0
Pomona, City Of	10,183.8	0.0	0.0	0.0	10,183.8
San Antonio Water Company	402.5	0.0	0.0	0.0	402.5
San Bernardino, County of (Shooting Park)	19.8	0.0	0.0	0.0	19.8
Santa Ana River Water Company	0.0	0.0	0.0	103.2	103.2
Upland, City Of	1,473.4	0.0	0.0	(161.0)	1,312.4
West End Consolidated Water Co	0.0	0.0	0.0	0.0	0.0
West Valley Water District	0.0	0.0	0.0	0.0	0.0
	148,095.6	(7,145.4)	(1,894.0)	(219.8)	138,836.4
Less Desalter Authority Production					(40,525.4)
Total Less Desalter Authority Production					98,311.0

9A
9B
9C
9D
9E

Notes:
 Other Adjustments:
 1) CDA provided 40.935 AF to JCSD for irrigation at Orchard Park.
 2) Monte Vista Water District received credit of 58.782 AF after evaporative losses due to Pump-to-Waste activities in which the water was recaptured into a recharge basin.
 3) Santa Ana River Water Company exceeded its allotment with JCSD by 103.150 AF.
 4) City of Upland received credit of 161.031 AF after evaporative losses due to Pump-to-Waste activities in which the water was recaptured into a recharge basin.



Water Production Summary

	Percent of Operating Safe Yield	Carryover Beginning Balance	Prior Year Adjustments	Assigned Share of Operating Safe Yield	Net Ag Pool Reallocation	Water Transaction Activity	Other Adjustments	Annual Production Right	Actual Fiscal Year Production	Storage and Recovery Program(s)	Total Production and Exchanges	Net Over-Production		Under Production Balances		
												85/15%	100%	Total Under-Produced	Carryover: Next Year Begin Bal	To Excess Carryover Account
BlueTriton Brands, Inc.	0.000%	0.0	0.0	0.0	0.0	1,000.0	0.0	1,000.0	251.6	0.0	251.6	0.0	0.0	748.4	0.0	748.4
CalMat Co. (Appropriative)	0.000%	0.0	0.0	0.0	0.0	0.0	0.0	0.0	0.0	0.0	0.0	0.0	0.0	0.0	0.0	0.0
Chino Hills, City Of	3.851%	1,572.5	0.0	1,572.5	2,379.3	0.0	0.0	5,524.4	2,628.9	0.0	2,628.9	0.0	0.0	2,895.4	1,572.5	1,322.9
Chino, City Of	7.357%	3,004.2	0.0	3,004.2	11,362.7	0.0	0.0	17,371.0	3,059.9	0.0	3,059.9	0.0	0.0	14,311.1	3,004.2	11,306.9
Cucamonga Valley Water District	6.601%	1,154.0	0.0	2,695.5	2,486.1	3,032.7	0.0	9,368.3	27,281.1	(17,912.8)	9,368.3	0.0	0.0	0.0	0.0	0.0
Desalter Authority	0.000%	0.0	0.0	0.0	0.0	0.0	0.0	0.0	40,525.4	0.0	40,525.4	0.0	40,525.4	0.0	0.0	0.0
Fontana Union Water Company	11.657%	0.0	0.0	4,760.0	3,333.7	(8,093.7)	0.0	0.0	0.0	0.0	0.0	0.0	0.0	0.0	0.0	0.0
Fontana Water Company	0.002%	0.0	0.0	0.8	834.6	12,504.5	0.0	13,339.9	16,387.1	(5,000.0)	11,387.1	0.0	0.0	1,952.8	0.8	1,952.0
Fontana, City Of	0.000%	0.0	0.0	0.0	0.0	0.0	0.0	0.0	0.0	0.0	0.0	0.0	0.0	0.0	0.0	0.0
Golden State Water Company	0.750%	0.0	0.0	306.3	214.5	712.8	0.0	1,233.5	1,066.1	0.0	1,066.1	0.0	0.0	167.5	167.5	0.0
Jurupa Community Services District	3.759%	1,535.0	0.0	1,535.0	16,322.9	0.0	0.0	19,392.8	11,601.7	0.0	11,601.7	0.0	0.0	7,791.1	1,535.0	6,256.1
Marygold Mutual Water Company	1.195%	400.0	0.0	488.0	341.7	0.0	0.0	1,229.8	944.2	0.0	944.2	0.0	0.0	285.6	285.6	0.0
Monte Vista Irrigation Company	1.234%	503.9	0.0	503.9	352.9	0.0	0.0	1,360.7	0.0	0.0	0.0	0.0	0.0	1,360.7	503.9	856.8
Monte Vista Water District	8.797%	3,222.3	0.0	3,592.2	2,621.4	500.0	0.0	9,935.9	6,994.9	0.0	6,994.9	0.0	0.0	2,941.0	2,941.0	0.0
NCL Co, LLC	0.000%	0.0	0.0	0.0	0.0	0.0	0.0	0.0	0.0	0.0	0.0	0.0	0.0	0.0	0.0	0.0
Niagara Bottling, LLC	0.000%	0.0	0.0	0.0	0.0	2,000.0	0.0	2,000.0	1,684.0	0.0	1,684.0	0.0	0.0	316.0	0.0	316.0
Nicholson Family Trust	0.007%	1.6	0.0	2.9	2.0	(4.8)	0.0	1.6	0.0	0.0	0.0	0.0	0.0	1.6	1.6	0.0
Norco, City Of	0.368%	150.3	0.0	150.3	105.2	0.0	0.0	405.8	0.0	0.0	0.0	0.0	0.0	405.8	150.3	255.5
Ontario, City Of	20.742%	8,469.8	0.0	8,469.8	11,507.1	0.0	0.0	28,446.7	14,390.0	0.0	14,390.0	0.0	0.0	14,056.6	8,469.8	5,586.9
Pomona, City Of	20.454%	8,352.2	0.0	8,352.2	5,849.5	0.0	0.0	22,553.8	10,183.8	0.0	10,183.8	0.0	0.0	12,370.1	8,352.2	4,017.9
San Antonio Water Company	2.748%	1,122.1	0.0	1,122.1	785.9	0.0	0.0	3,030.1	402.5	0.0	402.5	0.0	0.0	2,627.6	1,122.1	1,505.5
San Bernardino, County of (Shooting P	0.000%	0.0	0.0	0.0	0.0	0.0	0.0	0.0	19.8	0.0	19.8	19.8	0.0	0.0	0.0	0.0
Santa Ana River Water Company	2.373%	969.0	0.0	969.0	678.6	0.0	0.0	2,616.6	103.2	0.0	103.2	0.0	0.0	2,513.5	969.0	1,544.5
Upland, City Of	5.202%	2,124.2	0.0	2,124.2	1,487.7	836.6	0.0	6,572.6	1,312.4	0.0	1,312.4	0.0	0.0	5,260.3	2,124.2	3,136.1
West End Consolidated Water Co	1.728%	705.6	0.0	705.6	494.2	(132.8)	0.0	1,772.6	0.0	0.0	0.0	0.0	0.0	1,772.6	705.6	1,067.0
West Valley Water District	1.175%	479.8	0.0	479.8	336.0	0.0	0.0	1,295.6	0.0	0.0	0.0	0.0	0.0	1,295.6	479.8	815.8
	100.00%	33,766.4	0.0	40,834.0	61,496.0	12,355.3	0.0	148,451.6	138,836.4	(22,912.8)	115,923.6	19.8	40,525.4	73,073.3	32,384.9	40,688.3
Less Desalter Authority Production									(40,525.4)		(40,525.4)		(40,525.4)			
Total Less Desalter Authority Production									98,311.0		75,398.2		0.0			
	10A	10B	10C	10D	10E	10F	10G	10H	10I	10J	10K	10L	10M	10N	10O	10P

Notes:
1) Cucamonga Valley Water District transferred 4,116.8 AF out of their ECO account to offset their Production Year 2021/22 overproduction obligation.



Assessment Year 2022-2023 (Production Year 2021-2022)

Local Excess Carry Over Storage Account Summary

	Excess Carry Over Account (ECO)					
	Beginning Balance	0.07% Storage Loss	Transfers To / (From)	From Supplemental Storage	From Under-Production	Ending Balance
BlueTriton Brands, Inc.	442.3	(0.3)	(36.3)	0.0	748.4	1,154.1
CalMat Co. (Appropriative)	0.4	0.0	0.0	0.0	0.0	0.4
Chino Hills, City Of	13,231.5	(9.3)	0.0	0.0	1,322.9	14,545.1
Chino, City Of	123,538.9	(86.5)	(7,643.3)	0.0	11,306.9	127,116.0
Cucamonga Valley Water District	15,214.4	(10.7)	(6,446.3)	0.0	0.0	8,757.5
Desalter Authority	0.0	0.0	0.0	0.0	0.0	0.0
Fontana Union Water Company	0.0	0.0	0.0	0.0	0.0	0.0
Fontana Water Company	4,634.7	(3.2)	(1,681.7)	0.0	1,952.0	4,901.8
Fontana, City Of	0.0	0.0	0.0	0.0	0.0	0.0
Golden State Water Company	0.0	0.0	0.0	0.0	0.0	0.0
Jurupa Community Services District	36,458.5	(25.5)	(2,910.6)	0.0	6,256.1	39,778.5
Marygold Mutual Water Company	613.6	(0.4)	(296.0)	0.0	0.0	317.2
Monte Vista Irrigation Company	10,862.5	(7.6)	(177.6)	0.0	856.8	11,534.1
Monte Vista Water District	5,263.8	(3.7)	(1,623.5)	0.0	0.0	3,636.7
NCL Co, LLC	4.0	0.0	0.0	0.0	0.0	4.0
Niagara Bottling, LLC	0.0	0.0	0.0	0.0	316.0	316.0
Nicholson Family Trust	0.7	0.0	(0.7)	0.0	0.0	0.0
Norco, City Of	2,594.5	(1.8)	(53.0)	0.0	255.5	2,795.2
Ontario, City Of	42,169.2	(29.5)	0.0	0.0	5,586.9	47,726.5
Pomona, City Of	26,963.4	(18.9)	(4,413.7)	0.0	4,017.9	26,548.7
San Antonio Water Company	4,240.2	(3.0)	(453.6)	0.0	1,505.5	5,289.2
San Bernardino, County of (Shooting Park)	0.0	0.0	0.0	0.0	0.0	0.0
Santa Ana River Water Company	7,653.7	(5.4)	(3,356.4)	0.0	1,544.5	5,836.4
Upland, City Of	20,136.7	(14.1)	(938.1)	0.0	3,136.1	22,320.5
West End Consolidated Water Co	6,324.8	(4.4)	(1,665.3)	0.0	1,067.0	5,722.0
West Valley Water District	8,022.8	(5.6)	(169.1)	0.0	815.8	8,663.8
	328,370.5	(229.9)	(31,865.3)	0.0	40,688.3	336,963.7
	11A	11B	11C	11D	11E	11F

Notes:

1) Cucamonga Valley Water District transferred 4,116.8 AF out of their ECO account to offset their Production Year 2021/22 overproduction obligation.



Assessment Year 2022-2023 (Production Year 2021-2022)

Local Supplemental Storage Account Summary

	Recharged Recycled Account					Quantified (Pre 7/1/2000) Account					New (Post 7/1/2000) Account					Combined
	Beginning Balance	0.07% Storage Loss	Transfers To / (From)	Transfer to ECO Account	Ending Balance	Beginning Balance	0.07% Storage Loss	Transfers To / (From)	Transfer to ECO Account	Ending Balance	Beginning Balance	0.07% Storage Loss	Transfers To / (From)	Transfer to ECO Account	Ending Balance	Ending Balance
BlueTriton Brands, Inc.	0.0	0.0	0.0	0.0	0.0	0.0	0.0	0.0	0.0	0.0	0.0	0.0	0.0	0.0	0.0	0.0
CalMat Co. (Appropriative)	0.0	0.0	0.0	0.0	0.0	0.0	0.0	0.0	0.0	0.0	0.0	0.0	0.0	0.0	0.0	0.0
Chino Hills, City Of	12,514.0	(8.8)	1,425.1	0.0	13,930.3	4,786.1	(3.4)	(996.6)	0.0	3,786.1	0.0	0.0	0.0	0.0	0.0	17,716.4
Chino, City Of	8,502.6	(6.0)	0.0	0.0	8,496.7	1,051.0	(0.7)	0.0	0.0	1,050.3	1,925.3	(1.3)	0.0	0.0	1,923.9	11,470.9
Cucamonga Valley Water District	40,092.5	(28.1)	4,928.9	0.0	44,993.4	10,685.9	(7.5)	0.0	0.0	10,678.4	892.7	(0.6)	0.0	0.0	892.0	56,563.8
Desalter Authority	0.0	0.0	0.0	0.0	0.0	0.0	0.0	0.0	0.0	0.0	0.0	0.0	0.0	0.0	0.0	0.0
Fontana Union Water Company	0.0	0.0	0.0	0.0	0.0	0.0	0.0	0.0	0.0	0.0	0.0	0.0	0.0	0.0	0.0	0.0
Fontana Water Company	360.1	(0.3)	1,264.7	0.0	1,624.6	0.0	0.0	0.0	0.0	0.0	309.9	(0.2)	0.0	0.0	309.6	1,934.2
Fontana, City Of	44.0	0.0	0.0	0.0	44.0	0.0	0.0	0.0	0.0	0.0	0.0	0.0	0.0	0.0	0.0	44.0
Golden State Water Company	0.0	0.0	0.0	0.0	0.0	1,384.4	(1.0)	(261.8)	0.0	1,121.7	0.0	0.0	0.0	0.0	0.0	1,121.7
Jurupa Community Services District	4,829.0	(3.4)	0.0	0.0	4,825.7	0.0	0.0	0.0	0.0	0.0	0.0	0.0	0.0	0.0	0.0	4,825.7
Marygold Mutual Water Company	0.0	0.0	0.0	0.0	0.0	12.3	0.0	(12.3)	0.0	0.0	0.0	0.0	0.0	0.0	0.0	0.0
Monte Vista Irrigation Company	0.0	0.0	0.0	0.0	0.0	5,446.2	(3.8)	0.0	0.0	5,442.4	0.0	0.0	0.0	0.0	0.0	5,442.4
Monte Vista Water District	0.0	0.0	0.0	0.0	0.0	3,374.2	(2.4)	0.0	0.0	3,371.8	0.0	0.0	0.0	0.0	0.0	3,371.8
NCL Co, LLC	0.0	0.0	0.0	0.0	0.0	0.0	0.0	0.0	0.0	0.0	0.0	0.0	0.0	0.0	0.0	0.0
Niagara Bottling, LLC	0.0	0.0	0.0	0.0	0.0	0.0	0.0	0.0	0.0	0.0	0.0	0.0	0.0	0.0	0.0	0.0
Nicholson Family Trust	0.0	0.0	0.0	0.0	0.0	0.0	0.0	0.0	0.0	0.0	0.0	0.0	0.0	0.0	0.0	0.0
Norco, City Of	0.0	0.0	0.0	0.0	0.0	0.0	0.0	0.0	0.0	0.0	96.3	(0.1)	0.0	0.0	96.2	96.2
Ontario, City Of	46,778.8	(32.7)	6,400.7	0.0	53,146.7	8,044.5	(5.6)	0.0	0.0	8,038.8	0.0	0.0	0.0	0.0	0.0	61,185.5
Pomona, City Of	0.0	0.0	0.0	0.0	0.0	10,904.4	(7.6)	0.0	0.0	10,896.8	1,558.8	(1.1)	0.0	0.0	1,557.7	12,454.5
San Antonio Water Company	0.0	0.0	0.0	0.0	0.0	0.0	0.0	0.0	0.0	0.0	4,651.7	(3.3)	0.0	0.0	4,648.4	4,648.4
San Bernardino, County of (Shooting Park)	0.0	0.0	0.0	0.0	0.0	0.0	0.0	0.0	0.0	0.0	0.0	0.0	0.0	0.0	0.0	0.0
Santa Ana River Water Company	0.0	0.0	0.0	0.0	0.0	0.0	0.0	0.0	0.0	0.0	480.7	(0.3)	0.0	0.0	480.4	480.4
Upland, City Of	13,551.6	(9.5)	1,512.3	0.0	15,054.4	5,799.1	(4.1)	0.0	0.0	5,795.1	0.0	0.0	0.0	0.0	0.0	20,849.5
West End Consolidated Water Co	0.0	0.0	0.0	0.0	0.0	0.0	0.0	0.0	0.0	0.0	452.2	(0.3)	0.0	0.0	451.9	451.9
West Valley Water District	0.0	0.0	0.0	0.0	0.0	0.0	0.0	0.0	0.0	0.0	307.5	(0.2)	0.0	0.0	307.3	307.3
	126,672.7	(88.7)	15,531.7	0.0	142,115.7	51,488.1	(36.0)	(1,270.7)	0.0	50,181.3	10,675.0	(7.5)	0.0	0.0	10,667.5	202,964.5
	12A	12B	12C	12D	12E	12F	12G	12H	12I	12J	12K	12L	12M	12N	12O	12P

Notes:
 1) Monte Vista Water District received and subsequently transferred 665.224 AF of Recharged Recycled to offset a portion of their FY 2022/23 Desalter Replenishment Obligation.



Assessment Year 2022-2023 (Production Year 2021-2022)

Other Storage and Replenishment Accounts

DESALTER REPLENISHMENT	Beginning Balance	Water Purchases	Transfers To	Transfers From	Ending Balance
CONTROLLED OVERDRAFT AND OFFSETS					
Re-Op Offset Pre-Peace II / CDA	1,286.7	0.0	0.0	1,286.7
Re-Op Offset Peace II Expansion	75,000.0	0.0	(12,500.0)	62,500.0
Non-Ag OBMP Special Assessment	0.0	735.0	(735.0)	0.0
Non-Ag Dedication	0.0	0.0	0.0	0.0
	76,286.7		735.0	(13,235.0)	63,786.7

DEDICATED REPLENISHMENT	Beginning Balance	Water Purchases	Transfers To	Transfers From	Ending Balance
BlueTriton Brands, Inc.	0.0	0.0	0.0	0.0	0.0
CalMat Co. (Appropriative)	0.0	0.0	0.0	0.0	0.0
Chino Hills, City Of	0.0	0.0	0.0	0.0	0.0
Chino, City Of	0.0	0.0	0.0	0.0	0.0
Cucamonga Valley Water District	0.0	0.0	0.0	0.0	0.0
Fontana Union Water Company	0.0	0.0	1,677.8	(1,677.8)	0.0
Fontana Water Company	0.0	0.0	0.0	0.0	0.0
Fontana, City Of	0.0	0.0	0.0	0.0	0.0
Golden State Water Company	0.0	0.0	0.0	0.0	0.0
Jurupa Community Services District	0.0	0.0	0.0	0.0	0.0
Marygold Mutual Water Company	0.0	0.0	0.0	0.0	0.0
Monte Vista Irrigation Company	0.0	0.0	0.0	0.0	0.0
Monte Vista Water District	0.0	0.0	0.0	0.0	0.0
NCL Co, LLC	0.0	0.0	0.0	0.0	0.0
Niagara Bottling, LLC	0.0	0.0	0.0	0.0	0.0
Nicholson Family Trust	0.0	0.0	0.3	(0.3)	0.0
Norco, City Of	0.0	0.0	0.0	0.0	0.0
Ontario, City Of	0.0	0.0	5,598.5	(5,598.5)	0.0
Pomona, City Of	0.0	0.0	0.0	0.0	0.0
San Antonio Water Company	0.0	0.0	0.0	0.0	0.0
San Bernardino, County of (Shooting Park)	0.0	0.0	0.0	0.0	0.0
Santa Ana River Water Company	0.0	0.0	0.0	0.0	0.0
Upland, City Of	0.0	0.0	0.0	0.0	0.0
West End Consolidated Water Co	0.0	0.0	0.0	0.0	0.0
West Valley Water District	0.0	0.0	0.0	0.0	0.0
	0.0	0.0	7,276.7	(7,276.7)	0.0

13A

13B

13C

13D

13E

STORAGE AND RECOVERY	Beginning Balance	Storage Loss	Transfers To	Transfers From	Ending Balance
METROPOLITAN WATER DISTRICT					
Dry Year Yield / Conjunctive Use Program	22,928.8	(16.1)	0.0	(22,912.8)	0.0
	13F	13G	13H	13I	13J

Notes:
1) The DYY account balance as of June 30, 2022 is zero.



Assessment Year 2022-2023 (Production Year 2021-2022)

Water Transaction Summary

	Water Transactions				Total Water Transactions
	Assigned Rights	General Transfer	Transfers (To) / From ECO Account	Transfers (To) Desalter Replenishment	
BlueTriton Brands, Inc.	1,000.0	0.0	0.0	0.0	1,000.0
CalMat Co. (Appropriative)	0.0	0.0	0.0	0.0	0.0
Chino Hills, City Of	0.0	0.0	0.0	0.0	0.0
Chino, City Of	(5,500.0)	0.0	5,500.0	0.0	0.0
Cucamonga Valley Water District	(7,500.0)	6,415.9	4,116.8	0.0	3,032.7
Desalter Authority	0.0	0.0	0.0	0.0	0.0
Fontana Union Water Company	0.0	(6,415.9)	0.0	(1,677.8)	(8,093.7)
Fontana Water Company	12,504.5	0.0	0.0	0.0	12,504.5
Fontana, City Of	0.0	0.0	0.0	0.0	0.0
Golden State Water Company	712.8	0.0	0.0	0.0	712.8
Jurupa Community Services District	0.0	0.0	0.0	0.0	0.0
Marygold Mutual Water Company	0.0	0.0	0.0	0.0	0.0
Monte Vista Irrigation Company	0.0	0.0	0.0	0.0	0.0
Monte Vista Water District	500.0	0.0	0.0	0.0	500.0
NCL Co, LLC	0.0	0.0	0.0	0.0	0.0
Niagara Bottling, LLC	2,000.0	0.0	0.0	0.0	2,000.0
Nicholson Family Trust	(4.5)	0.0	0.0	(0.3)	(4.8)
Norco, City Of	0.0	0.0	0.0	0.0	0.0
Ontario, City Of	0.0	5,598.5	0.0	(5,598.5)	0.0
Pomona, City Of	0.0	0.0	0.0	0.0	0.0
San Antonio Water Company	0.0	0.0	0.0	0.0	0.0
San Bernardino, County of (Shooting Park)	0.0	0.0	0.0	0.0	0.0
Santa Ana River Water Company	(3,000.0)	0.0	3,000.0	0.0	0.0
Upland, City Of	836.6	0.0	0.0	0.0	836.6
West End Consolidated Water Co	(1,549.4)	0.0	1,416.6	0.0	(132.8)
West Valley Water District	0.0	0.0	0.0	0.0	0.0
	0.0	5,598.5	14,033.4	(7,276.7)	12,355.3
	14A	14B	14C	14D	14E

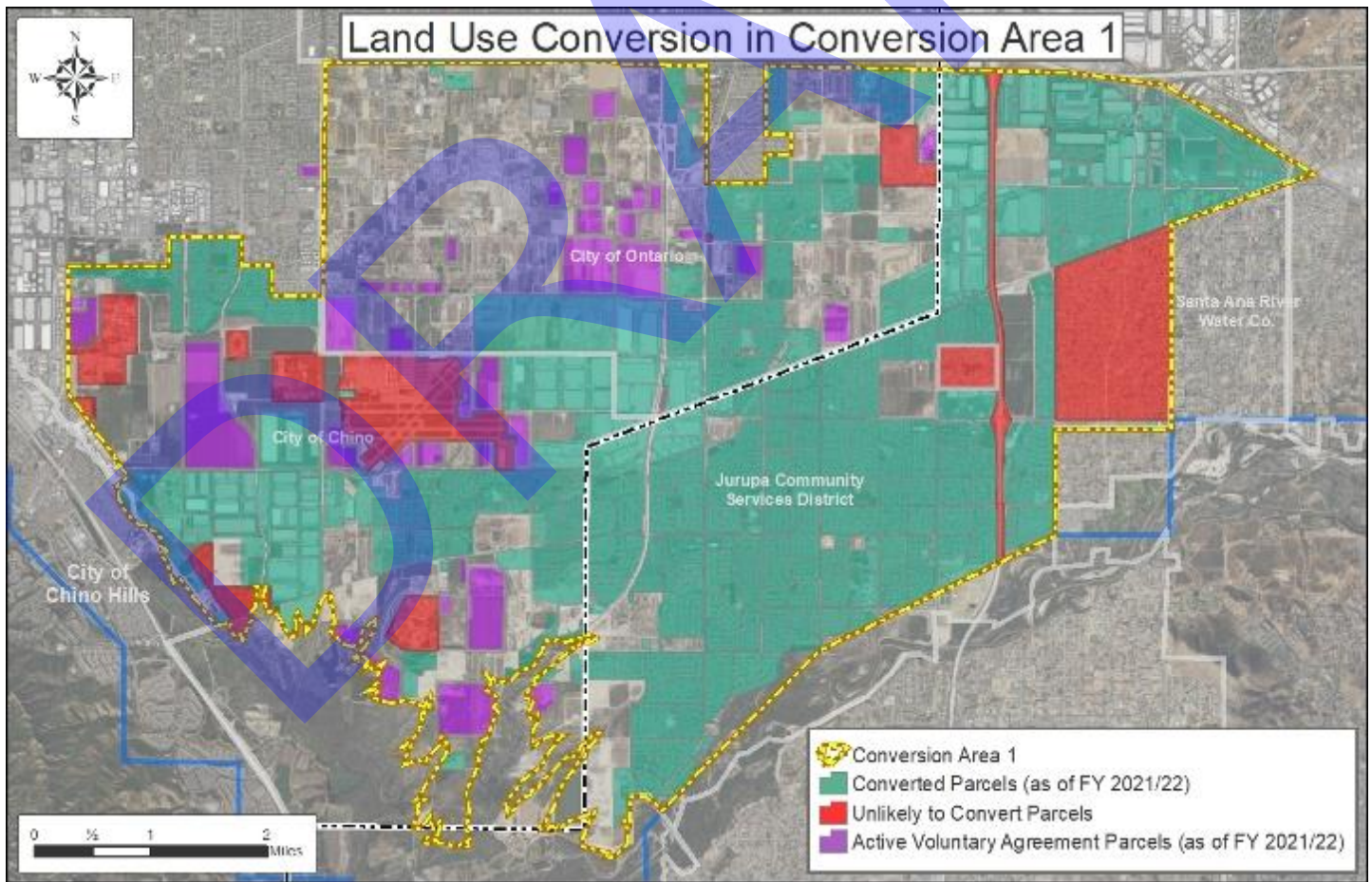
Notes:



Assessment Year 2022-2023 (Production Year 2021-2022)

Land Use Conversion Summary

	Prior Conversion	Conversion @ 1.3 af/ac		Total Prior to Peace Agrmt Converted AF	Conversion @ 2.0 af/ac		Total Land Use Conversion Acre-Feet
		Acres	Acre-Feet		Acres	Acre-Feet	
Chino Hills, City Of	0.0	670.266	871.3	871.3	203.334	406.7	1,278.0
Chino, City Of	196.2	1,434.750	1,865.2	2,061.4	3,598.652	7,197.3	9,258.7
Cucamonga Valley Water District	0.0	460.280	598.4	598.4	0.000	0.0	598.4
Fontana Water Company	0.0	0.000	0.0	0.0	417.000	834.0	834.0
Jurupa Community Services District	0.0	2,756.920	3,584.0	3,584.0	5,831.938	11,663.9	15,247.9
Monte Vista Water District	0.0	48.150	62.6	62.6	21.510	43.0	105.6
Ontario, City Of	209.4	527.044	685.2	894.6	2,340.348	4,680.7	5,575.3
	405.6	5,897.410	7,666.6	8,072.3	12,412.782	24,825.6	32,897.8
	15A	15B	15C	15D	15E	15F	15G



Notes:



Assessment Year 2022-2023 (Production Year 2021-2022)

Agricultural Pool Reallocation Summary

	% Share of Operating Safe Yield	Reallocation of Agricultural Pool Safe Yield			
		Safe Yield Reduction ¹	Land Use Conversions	Early Transfer	Total AG Pool Reallocation
BlueTriton Brands, Inc.	0.000%	0.0	0.0	0.0	0.0
CalMat Co. (Appropriative)	0.000%	0.0	0.0	0.0	0.0
Chino Hills, City Of	3.851%	346.6	1,278.0	754.7	2,379.3
Chino, City Of	7.357%	662.1	9,258.7	1,441.8	11,362.7
Cucamonga Valley Water District	6.601%	594.1	598.4	1,293.7	2,486.1
Desalter Authority	0.000%	0.0	0.0	0.0	0.0
Fontana Union Water Company	11.657%	1,049.1	0.0	2,284.6	3,333.7
Fontana Water Company	0.002%	0.2	834.0	0.4	834.6
Fontana, City Of	0.000%	0.0	0.0	0.0	0.0
Golden State Water Company	0.750%	67.5	0.0	147.0	214.5
Jurupa Community Services District	3.759%	338.3	15,247.9	736.7	16,322.9
Marygold Mutual Water Company	1.195%	107.6	0.0	234.2	341.7
Monte Vista Irrigation Company	1.234%	111.1	0.0	241.8	352.9
Monte Vista Water District	8.797%	791.7	105.6	1,724.0	2,621.4
NCL Co, LLC	0.000%	0.0	0.0	0.0	0.0
Niagara Bottling, LLC	0.000%	0.0	0.0	0.0	0.0
Nicholson Family Trust	0.007%	0.6	0.0	1.4	2.0
Norco, City Of	0.368%	33.1	0.0	72.1	105.2
Ontario, City Of	20.742%	1,866.8	5,575.3	4,065.0	11,507.1
Pomona, City Of	20.454%	1,840.9	0.0	4,008.6	5,849.5
San Antonio Water Company	2.748%	247.3	0.0	538.6	785.9
San Bernardino, County of (Shooting Park)	0.000%	0.0	0.0	0.0	0.0
Santa Ana River Water Company	2.373%	213.6	0.0	465.1	678.6
Upland, City Of	5.202%	468.2	0.0	1,019.5	1,487.7
West End Consolidated Water Co	1.728%	155.5	0.0	338.7	494.2
West Valley Water District	1.175%	105.8	0.0	230.3	336.0
	100%	9,000.0	32,897.8	19,598.1	61,496.0
Agricultural Pool Safe Yield	82,800.0				
Agricultural Pool Production	(21,304.0)	16A	16B	16C	16E
Safe Yield Reduction ¹	(9,000.0)				
Land Use Conversions	(32,897.8)				
Early Transfer [16D]	19,598.1				

Notes:
¹ Paragraph 10, Subdivision (a)(1) of Exhibit "H" of the Judgment states "to supplement, in the particular year, water available from Operating Safe Yield to compensate for any reduction in the Safe Yield by reason of recalculation thereof after the tenth year of operation hereunder."



Cumulative Unmet Replenishment Obligation (CURO)

Remaining Replenishment Obligation:		Replenishment Rates	
	AF	2022 Rate	2021 Rate
Appropriative - 100	1,751.7	\$811.00	
Appropriative - 15/85	17.2		\$789.00
Non-Agricultural - 100	54.8		
	1,823.7		

Company	Outstanding Obligation (AF)	Fund Balance (\$)	Outstanding Obligation (\$)	AF Production and Exchanges	85/15 Producers	Percent	15%	85%	100%	Total
BlueTriton Brands, Inc.	0.0	\$0.00	\$0.00	251.6	XXXXXXXXXX	0.000%	XXXXXXXXXX	XXXXXXXXXX	\$0.00	\$0.00
CalMat Co. (Appropriative)	0.0	\$0.00	\$0.00	0.0	XXXXXXXXXX	0.000%	XXXXXXXXXX	XXXXXXXXXX	\$0.00	\$0.00
Chino Hills, City Of	0.0	\$0.00	\$0.00	2,628.9	2,628.9	4.217%	\$2.14	\$0.00	XXXXXXXXXX	\$2.14
Chino, City Of	0.0	\$0.00	\$0.00	3,059.9	3,059.9	4.909%	\$2.49	\$0.00	XXXXXXXXXX	\$2.49
Cucamonga Valley Water District	0.0	\$0.00	\$0.00	9,368.3	9,368.3	15.029%	\$7.63	\$0.00	XXXXXXXXXX	\$7.63
Desalter Authority	0.0	\$0.00	\$0.00	40,525.4	XXXXXXXXXX	0.000%	XXXXXXXXXX	XXXXXXXXXX	XXXXXXXXXX	\$0.00
Fontana Union Water Company	0.0	\$0.00	\$0.00	0.0	0.0	0.000%	\$0.00	\$0.00	XXXXXXXXXX	\$0.00
Fontana Water Company	0.0	\$0.00	\$0.00	11,387.1	11,387.1	18.268%	\$9.27	\$0.00	XXXXXXXXXX	\$9.27
Fontana, City Of	0.0	\$0.00	\$0.00	0.0	XXXXXXXXXX	0.000%	XXXXXXXXXX	XXXXXXXXXX	\$0.00	\$0.00
Golden State Water Company	0.0	\$0.00	\$0.00	1,066.1	1,066.1	1.710%	\$0.87	\$0.00	XXXXXXXXXX	\$0.87
Jurupa Community Services District	0.0	\$0.00	\$0.00	11,601.7	11,601.7	18.612%	\$9.45	\$0.00	XXXXXXXXXX	\$9.45
Marygold Mutual Water Company	0.0	\$0.00	\$0.00	944.2	XXXXXXXXXX	0.000%	XXXXXXXXXX	XXXXXXXXXX	\$0.00	\$0.00
Monte Vista Irrigation Company	0.0	\$0.00	\$0.00	0.0	0.0	0.000%	\$0.00	\$0.00	XXXXXXXXXX	\$0.00
Monte Vista Water District	0.0	\$0.00	\$0.00	6,994.9	6,994.9	11.222%	\$5.70	\$0.00	XXXXXXXXXX	\$5.70
NCL Co, LLC	0.0	\$0.00	\$0.00	0.0	XXXXXXXXXX	0.000%	XXXXXXXXXX	XXXXXXXXXX	\$0.00	\$0.00
Niagara Bottling, LLC	1,751.7	\$1,386,081.40	\$34,509.18	1,684.0	XXXXXXXXXX	0.000%	XXXXXXXXXX	XXXXXXXXXX	\$34,509.18	\$34,509.18
Nicholson Family Trust	0.0	\$0.00	\$0.00	0.0	0.0	0.000%	\$0.00	\$0.00	XXXXXXXXXX	\$0.00
Norco, City Of	0.0	\$0.00	\$0.00	0.0	0.0	0.000%	\$0.00	\$0.00	XXXXXXXXXX	\$0.00
Ontario, City Of	0.0	\$0.00	\$0.00	14,390.0	14,390.0	23.085%	\$11.72	\$0.00	XXXXXXXXXX	\$11.72
Pomona, City Of	0.0	\$0.00	\$0.00	10,183.8	XXXXXXXXXX	0.000%	XXXXXXXXXX	XXXXXXXXXX	\$0.00	\$0.00
San Antonio Water Company	0.0	\$0.00	\$0.00	402.5	402.5	0.646%	\$0.33	\$0.00	XXXXXXXXXX	\$0.33
San Bernardino, County of (Shooting Park)	17.2	\$13,588.90	\$338.40	19.8	19.8	0.032%	\$0.02	\$287.64	XXXXXXXXXX	\$287.66
Santa Ana River Water Company	0.0	\$0.00	\$0.00	103.2	103.2	0.165%	\$0.08	\$0.00	XXXXXXXXXX	\$0.08
Upland, City Of	0.0	\$0.00	\$0.00	1,312.4	1,312.4	2.105%	\$1.07	\$0.00	XXXXXXXXXX	\$1.07
West End Consolidated Water Co	0.0	\$0.00	\$0.00	0.0	0.0	0.000%	\$0.00	\$0.00	XXXXXXXXXX	\$0.00
West Valley Water District	0.0	\$0.00	\$0.00	0.0	0.0	0.000%	\$0.00	\$0.00	XXXXXXXXXX	\$0.00
Pool 3 Appropriative Total	1,768.8	\$1,399,670.30	\$34,847.58	115,923.6	62,334.7	100.000%	\$50.77	\$287.64	\$34,509.18	\$34,847.59
	17A	17B	17C	17D	17E	17F	17G	17H	17I	17J

Notes:
 1) The 2022 replenishment rate includes MWD's Full Service Untreated Tier 1 volumic cost of \$799/AF, a \$10/AF surcharge from Three Valleys Municipal Water District, and a \$2/AF connection fee from Orange County Water District.



Assessment Year 2022-2023 (Production Year 2021-2022)
Desalter Replenishment Accounting¹

Production Year	Desalter Production			Desalter Replenishment									Remaining Desalter Replenishment Obligation ^{4,7} PIIA, 6.2(b)(iii)	
	Pre-Peace II Desalter Production	Peace II Desalter Expansion Production ²	Total	Desalter (aka Kaiser) Account PIIA, 6.2 (a)(i)	Paragraph 31 Settlement Agreements Dedication ³ PIIA, 6.2(a)(ii)	"Leave Behind" Losses PIIA, 6.2(a)(iv)	Safe Yield Contributed by Parties PIIA, 6.2(a)(v)	Controlled Overdraft / Re-Op, PIIA, 6.2(a)(vi)			Appropriative Pool DRO Contribution PIIA, 6.2(b)(ii)	Non-Ag OBMP Assessment (10% Haircut) ⁶ PIIA, 6.2(b)(i)		
								Allocation to Pre-Peace II Desalters ^{4,8}	Allocation to All Desalters ⁵	Balance				
2000 / 2001	7,989.0	0.0	7,989.0	3,994.5	0.0	0.0	0.0	0.0	0.0	0.0	0.0	0.0	0.0	3,994.5
2001 / 2002	9,457.8	0.0	9,457.8	4,728.9	0.0	0.0	0.0	0.0	0.0	0.0	0.0	0.0	0.0	4,728.9
2002 / 2003	10,438.5	0.0	10,438.5	5,219.3	0.0	0.0	0.0	0.0	0.0	0.0	0.0	0.0	0.0	5,219.3
2003 / 2004	10,605.0	0.0	10,605.0	5,302.5	0.0	0.0	0.0	0.0	0.0	0.0	0.0	0.0	0.0	5,302.5
2004 / 2005	9,853.6	0.0	9,853.6	4,926.8	0.0	0.0	0.0	0.0	0.0	0.0	0.0	0.0	0.0	4,926.8
2005 / 2006	16,475.8	0.0	16,475.8	11,579.1	0.0	0.0	0.0	0.0	0.0	0.0	400,000.0	0.0	0.0	4,896.7
2006 / 2007	26,356.2	0.0	26,356.2	608.4	4,273.1	0.0	0.0	21,474.7	0.0	378,525.3	0.0	0.0	0.0	0.0
2007 / 2008	26,972.1	0.0	26,972.1	0.0	0.0	0.0	0.0	26,972.1	0.0	351,553.2	0.0	0.0	0.0	0.0
2008 / 2009	32,920.5	0.0	32,920.5	0.0	0.0	0.0	0.0	61,989.1	0.0	289,564.1	0.0	0.0	0.0	(29,068.6)
2009 / 2010	28,516.7	0.0	28,516.7	0.0	0.0	0.0	0.0	28,516.7	0.0	261,047.4	0.0	0.0	0.0	0.0
2010 / 2011	29,318.7	0.0	29,318.7	0.0	0.0	0.0	0.0	29,318.7	0.0	231,728.7	0.0	0.0	0.0	0.0
2011 / 2012	28,378.9	0.0	28,378.9	0.0	0.0	0.0	0.0	28,378.9	0.0	203,349.7	0.0	0.0	0.0	0.0
2012 / 2013	27,061.7	0.0	27,061.7	0.0	0.0	0.0	0.0	27,061.7	0.0	176,288.1	0.0	0.0	0.0	0.0
2013 / 2014	29,228.0	14.6	29,242.6	0.0	0.0	0.0	0.0	0.0	12,500.0	163,788.1	10,000.0	0.0	0.0	6,742.6
2014 / 2015	29,541.3	448.7	29,990.0	0.0	0.0	0.0	0.0	0.0	12,500.0	151,288.1	10,000.0	0.0	0.0	7,490.0
2015 / 2016	27,008.8	1,154.1	28,162.9	0.0	0.0	0.0	0.0	0.0	12,500.0	138,788.1	10,000.0	0.0	0.0	5,662.9
2016 / 2017	26,725.6	1,527.2	28,252.8	0.0	0.0	0.0	0.0	0.0	12,500.0	126,288.1	10,000.0	735.0	0.0	5,017.8
2017 / 2018	28,589.8	1,462.5	30,052.3	0.0	0.0	0.0	0.0	0.0	12,500.0	113,788.1	10,000.0	735.0	0.0	6,817.3
2018 / 2019	25,502.9	5,696.3	31,199.2	0.0	0.0	0.0	0.0	0.0	12,500.0	101,288.1	10,000.0	735.0	0.0	7,964.2
2019 / 2020	27,593.6	8,003.4	35,597.1	0.0	0.0	0.0	0.0	0.0	12,500.0	88,788.1	10,000.0	735.0	0.0	12,362.0
2020 / 2021	31,944.8	8,169.7	40,114.5	0.0	0.0	0.0	0.0	0.0	12,500.0	76,288.1	10,000.0	735.0	0.0	16,879.4
2021 / 2022	28,678.0	11,847.4	40,525.4	0.0	0.0	0.0	0.0	0.0	12,500.0	63,788.1	10,000.0	735.0	0.0	17,290.4
2022 / 2023	30,000.0	10,000.0	40,000.0	0.0	0.0	0.0	0.0	0.0	12,500.0	51,288.1	10,000.0	735.0	0.0	16,765.0
2023 / 2024	30,000.0	10,000.0	40,000.0	0.0	0.0	0.0	0.0	0.0	12,500.0	38,788.1	10,000.0	735.0	0.0	16,765.0
2024 / 2025	30,000.0	10,000.0	40,000.0	0.0	0.0	0.0	0.0	0.0	12,500.0	26,288.1	10,000.0	735.0	0.0	16,765.0
2025 / 2026	30,000.0	10,000.0	40,000.0	0.0	0.0	0.0	0.0	0.0	5,000.0	21,288.1	10,000.0	735.0	0.0	24,265.0
2026 / 2027	30,000.0	10,000.0	40,000.0	0.0	0.0	0.0	0.0	0.0	5,000.0	16,288.1	10,000.0	735.0	0.0	24,265.0
2027 / 2028	30,000.0	10,000.0	40,000.0	0.0	0.0	0.0	0.0	0.0	5,000.0	11,288.1	10,000.0	735.0	0.0	24,265.0
2028 / 2029	30,000.0	10,000.0	40,000.0	0.0	0.0	0.0	0.0	0.0	5,000.0	6,288.1	10,000.0	735.0	0.0	24,265.0
2029 / 2030	30,000.0	10,000.0	40,000.0	0.0	0.0	0.0	0.0	0.0	5,000.0	1,288.1	10,000.0	735.0	0.0	24,265.0
	759,157.4	118,323.8	877,481.3	36,359.6	4,273.1	0.0	0.0	223,711.9	175,000.0	63,788.1	170,000.0	10,290.5	0.0	257,846.5
	18A	18B	18C	18D	18E	18F	18G	18H	18I	18J	18K	18L	18M	

Notes:
¹ Original table format and content: WEI, Response to Condition Subsequent Number 7, November 2008. Table has since been revised as a result of the March 15, 2019 Court Order.
² Peace II Desalter Expansion was anticipated to have an annual production of approximately 10,000 AF.
³ 3,956.877 acre-feet + 316.177 acre-feet added as Non-Ag dedicated stored water per Paragraph 31 Settlement Agreements. Per Agreements, the water is deemed to have been dedicated as of June 30, 2007.
⁴ Six years of Desalter tracking (Production Year 2000-2001 through Production Year 2005/2006) may have incorrectly assumed that a significant portion of Desalter production was being offset by Desalter Induced Recharge. Condition Subsequent 7 included an adjustment of 29,070 AF against Desalter replenishment in Production Year 2008/2009.
⁵ Pursuant to section 7.2(e)(ii) of the Peace II Agreement, the initial schedule for the Peace II Desalter Expansion controlled overdraft of 175,000 acre-feet had been amended to be allocated to Desalter replenishment over a 17-year period, beginning in 2013/14 and ending in 2029/30.
⁶ For the first 10 years following the Peace II Agreement (2006/2007 through 2015/2016), the Non-Ag "10% Haircut" water is apportioned among the specific seven members of the Appropriative Pool, per PIIA 9.2(a). In the eleventh year and in each year thereafter, it is dedicated to Watermaster to further offset desalter replenishment. However, to the extent there is no remaining desalter replenishment obligation in any year after applying the offsets set forth in 6.2(a), it will be distributed pro rata among the members of the Appropriative Pool based upon each Producer's combined total share of OSY and the previous year's actual production.
⁷ Per the Peace II Agreement, Section 6.2(b)(iii) (as amended by the March 15, 2019 Court Order), the Remaining Desalter Replenishment Obligation is to be assessed against the Appropriative Pool, pro-rata based on each Producer's combined total share of OSY and their Adjusted Physical Production.
⁸ Due to the Re-Operation Schedule amendments in 2019, the Pre-Peace II Controlled Overdraft is left with a balance of 1,288.054 AF, which may be utilized at a later date to offset a future Desalter Replenishment Obligation.



Assessment Year 2022-2023 (Production Year 2021-2022)

Desalter Replenishment Obligation Contribution

	Percent of Operating Safe Yield	Land Use Conversions	Percent of Land Use Conversions	85% DROC Based on % OSY	15% DROC Based on % of LUC	Total DRO Contribution
BlueTriton Brands, Inc.	0.000%	0.0	0.000%	0.0	0.0	0.0
CalMat Co. (Appropriative)	0.000%	0.0	0.000%	0.0	0.0	0.0
Chino Hills, City Of	3.851%	1,278.0	3.885%	327.3	58.3	385.6
Chino, City Of	7.357%	9,258.7	28.144%	625.3	422.2	1,047.5
Cucamonga Valley Water District	6.601%	598.4	1.819%	561.1	27.3	588.4
Fontana Union Water Company	11.657%	0.0	0.000%	990.8	0.0	990.8
Fontana Water Company	0.002%	834.0	2.535%	0.2	38.0	38.2
Fontana, City Of	0.000%	0.0	0.000%	0.0	0.0	0.0
Golden State Water Company	0.750%	0.0	0.000%	63.8	0.0	63.8
Jurupa Community Services District	3.759%	15,247.9	46.349%	319.5	695.2	1,014.8
Marygold Mutual Water Company	1.195%	0.0	0.000%	101.6	0.0	101.6
Monte Vista Irrigation Company	1.234%	0.0	0.000%	104.9	0.0	104.9
Monte Vista Water District	8.797%	105.6	0.321%	747.7	4.8	752.6
NCL Co, LLC	0.000%	0.0	0.000%	0.0	0.0	0.0
Niagara Bottling, LLC	0.000%	0.0	0.000%	0.0	0.0	0.0
Nicholson Family Trust	0.007%	0.0	0.000%	0.6	0.0	0.6
Norco, City Of	0.368%	0.0	0.000%	31.3	0.0	31.3
Ontario, City Of	20.742%	5,575.3	16.947%	1,763.1	254.2	2,017.3
Pomona, City Of	20.454%	0.0	0.000%	1,738.6	0.0	1,738.6
San Antonio Water Company	2.748%	0.0	0.000%	233.6	0.0	233.6
San Bernardino, County of (Shooting Park)	0.000%	0.0	0.000%	0.0	0.0	0.0
Santa Ana River Water Company	2.373%	0.0	0.000%	201.7	0.0	201.7
Upland, City Of	5.202%	0.0	0.000%	442.2	0.0	442.2
West End Consolidated Water Co	1.728%	0.0	0.000%	146.9	0.0	146.9
West Valley Water District	1.175%	0.0	0.000%	99.9	0.0	99.9
	100.000%	32,897.8	100.000%	8,500.0	1,500.0	10,000.0
	19A	19B	19C	19D	19E	19F

Notes:

Section 6.2(b)(ii) of the Peace II Agreement as the amendment is shown in the March 15, 2019 Court Order states: "The members of the Appropriative Pool will contribute a total of 10,000 afy toward Desalter replenishment, allocated among the Appropriative Pool members as follows: 1) 85% of the total (8,500 afy) will be allocated according to the Operating Safe Yield percentage of each Appropriative Pool members; and 2) 15% of the total (1,500 afy) will be allocated according to each land use conversion agency's percentage of the total land use conversion claims. The formula is to be adjusted annually based on the actual land use conversion allocations of the year."



Assessment Year 2022-2023 (Production Year 2021-2022)

Remaining Desalter Replenishment Obligation (RDRO)

	Assigned Share of Operating Safe Yield	CALCULATING THE ADJUSTED PHYSICAL PRODUCTION						ALLOCATING THE RDRO		
		Physical Production	50% of Voluntary Agreements with Ag	Assignments with Non-Ag	Storage and Recovery Programs	Other Adjustments	Total Adjusted Physical Production	Total Production and OSY Basis (20A+20G)	Percentage (20H) / Sum(20H)	Total Remaining Desalter Replenishment Obligation
BlueTriton Brands, Inc.	0.0	251.6	0.0	0.0	0.0	0.0	251.6	251.6	0.210%	36.3
CalMat Co. (Appropriative)	0.0	0.0	0.0	0.0	0.0	0.0	0.0	0.0	0.000%	0.0
Chino Hills, City Of	1,572.5	2,693.8	(32.4)	0.0	0.0	0.0	2,661.4	4,233.9	3.534%	611.0
Chino, City Of	3,004.2	6,193.0	(1,529.0)	(75.1)	0.0	0.0	4,588.9	7,593.1	6.338%	1,095.8
Cucamonga Valley Water District	2,695.5	27,281.1	0.0	0.0	(17,912.8)	0.0	9,368.3	12,063.7	10.069%	1,741.1
Fontana Union Water Company	4,760.0	0.0	0.0	0.0	0.0	0.0	0.0	4,760.0	3.973%	687.0
Fontana Water Company	0.8	16,387.1	0.0	0.0	(5,000.0)	0.0	11,387.1	11,387.9	9.505%	1,643.5
Fontana, City Of	0.0	0.0	0.0	0.0	0.0	0.0	0.0	0.0	0.000%	0.0
Golden State Water Company	306.3	1,066.1	0.0	0.0	0.0	0.0	1,066.1	1,372.3	1.145%	198.1
Jurupa Community Services District	1,535.0	12,094.5	0.0	(430.6)	0.0	(62.2)	11,601.7	13,136.6	10.965%	1,895.9
Marygold Mutual Water Company	488.0	944.2	0.0	0.0	0.0	0.0	944.2	1,432.1	1.195%	206.7
Monte Vista Irrigation Company	503.9	0.0	0.0	0.0	0.0	0.0	0.0	503.9	0.421%	72.7
Monte Vista Water District	3,592.2	7,184.8	(56.8)	(17.6)	0.0	(58.8)	7,051.7	10,643.8	8.884%	1,536.1
NCL Co, LLC	0.0	0.0	0.0	0.0	0.0	0.0	0.0	0.0	0.000%	0.0
Niagara Bottling, LLC	0.0	1,684.0	0.0	0.0	0.0	0.0	1,684.0	1,684.0	1.406%	243.0
Nicholson Family Trust	2.9	0.0	0.0	0.0	0.0	0.0	0.0	2.9	0.002%	0.4
Norco, City Of	150.3	0.0	0.0	0.0	0.0	0.0	0.0	150.3	0.125%	21.7
Ontario, City Of	8,469.8	19,669.8	(1,954.5)	(1,370.8)	0.0	0.0	16,344.5	24,814.3	20.712%	3,581.2
Pomona, City Of	8,352.2	10,183.8	0.0	0.0	0.0	0.0	10,183.8	18,536.0	15.472%	2,675.1
San Antonio Water Company	1,122.1	402.5	0.0	0.0	0.0	0.0	402.5	1,524.6	1.273%	220.0
San Bernardino, County of (Shooting Park)	0.0	19.8	0.0	0.0	0.0	0.0	19.8	19.8	0.017%	2.9
Santa Ana River Water Company	969.0	0.0	0.0	0.0	0.0	103.2	103.2	1,072.1	0.895%	154.7
Upland, City Of	2,124.2	1,473.4	0.0	0.0	0.0	(161.0)	1,312.4	3,436.6	2.868%	496.0
West End Consolidated Water Co	705.6	0.0	0.0	0.0	0.0	0.0	0.0	705.6	0.589%	101.8
West Valley Water District	479.8	0.0	0.0	0.0	0.0	0.0	0.0	479.8	0.400%	69.2
	40,834.0	107,529.3	(3,572.7)	(1,894.0)	(22,912.8)	(178.9)	78,970.8	119,804.9	100.000%	17,290.4
	20A	20B	20C	20D	20E	20F	20G	20H	20I	20J

Notes:
 Section 6.2(b)(iii) of the Peace II Agreement as the amendment is shown in the March 15, 2019 Court Order states: "A Replenishment Assessment against the Appropriative Pool for any remaining Desalter replenishment obligation after applying both 6(b)(i) and 6(b)(ii), allocated pro-rata to each Appropriative Pool member according to the combined total of the member's share of Operating Safe Yield and the member's Adjusted Physical Production."



Desalter Replenishment Summary

	Desalter Replenishment Obligation in AF			Total DRO Fulfillment Activity							Assessments	
	Desalter Replenishment Obligation Contribution	Remaining Desalter Replenishment Obligation	Total Desalter Replenishment Obligation	Transfer from Dedicated Replenishment Account	Transfer from Excess Carry Over Storage Account	Transfer from Recharged Recycled Storage Account	Transfer from Quantified Storage Account	Transfer from Post 7/1/2000 Storage Account	Replenishment Water Purchase	Total Transfers and Water Purchases	Residual DRO (AF)	Assessments Due On Residual DRO (\$)
BlueTriton Brands, Inc.	0.0	(36.3)	(36.3)	0.0	36.3	0.0	0.0	0.0	0.0	36.3	0.0	0.00
CalMat Co. (Appropriative)	0.0	0.0	0.0	0.0	0.0	0.0	0.0	0.0	0.0	0.0	0.0	0.00
Chino Hills, City Of	(385.6)	(611.0)	(996.6)	0.0	0.0	0.0	996.6	0.0	0.0	996.6	0.0	0.00
Chino, City Of	(1,047.5)	(1,095.8)	(2,143.3)	0.0	2,143.3	0.0	0.0	0.0	0.0	2,143.3	0.0	0.00
Cucamonga Valley Water District	(588.4)	(1,741.1)	(2,329.4)	0.0	2,329.4	0.0	0.0	0.0	0.0	2,329.4	0.0	0.00
Fontana Union Water Company	(990.8)	(687.0)	(1,677.8)	1,677.8	0.0	0.0	0.0	0.0	0.0	1,677.8	0.0	0.00
Fontana Water Company	(38.2)	(1,643.5)	(1,681.7)	0.0	1,681.7	0.0	0.0	0.0	0.0	1,681.7	0.0	0.00
Fontana, City Of	0.0	0.0	0.0	0.0	0.0	0.0	0.0	0.0	0.0	0.0	0.0	0.00
Golden State Water Company	(63.8)	(198.1)	(261.8)	0.0	0.0	0.0	261.8	0.0	0.0	261.8	0.0	0.00
Jurupa Community Services District	(1,014.8)	(1,895.9)	(2,910.6)	0.0	2,910.6	0.0	0.0	0.0	0.0	2,910.6	0.0	0.00
Marygold Mutual Water Company	(101.6)	(206.7)	(308.3)	0.0	296.0	0.0	12.3	0.0	0.0	308.3	0.0	0.00
Monte Vista Irrigation Company	(104.9)	(72.7)	(177.6)	0.0	177.6	0.0	0.0	0.0	0.0	177.6	0.0	0.00
Monte Vista Water District	(752.6)	(1,536.1)	(2,288.7)	0.0	1,623.5	665.2	0.0	0.0	0.0	2,288.7	0.0	0.00
NCL Co, LLC	0.0	0.0	0.0	0.0	0.0	0.0	0.0	0.0	0.0	0.0	0.0	0.00
Niagara Bottling, LLC	0.0	(243.0)	(243.0)	0.0	0.0	0.0	0.0	0.0	0.0	0.0	(243.0)	197,103.01
Nicholson Family Trust	(0.6)	(0.4)	(1.0)	0.3	0.7	0.0	0.0	0.0	0.0	1.0	0.0	0.00
Norco, City Of	(31.3)	(21.7)	(53.0)	0.0	53.0	0.0	0.0	0.0	0.0	53.0	0.0	0.00
Ontario, City Of	(2,017.3)	(3,581.2)	(5,598.5)	5,598.5	0.0	0.0	0.0	0.0	0.0	5,598.5	0.0	0.00
Pomona, City Of	(1,738.6)	(2,675.1)	(4,413.7)	0.0	4,413.7	0.0	0.0	0.0	0.0	4,413.7	0.0	0.00
San Antonio Water Company	(233.6)	(220.0)	(453.6)	0.0	453.6	0.0	0.0	0.0	0.0	453.6	0.0	0.00
San Bernardino, County of (Shooting Park)	0.0	(2.9)	(2.9)	0.0	0.0	0.0	0.0	0.0	0.0	0.0	(2.9)	2,319.46
Santa Ana River Water Company	(201.7)	(154.7)	(356.4)	0.0	356.4	0.0	0.0	0.0	0.0	356.4	0.0	0.00
Upland, City Of	(442.2)	(496.0)	(938.1)	0.0	938.1	0.0	0.0	0.0	0.0	938.1	0.0	0.00
West End Consolidated Water Co	(146.9)	(101.8)	(248.7)	0.0	248.7	0.0	0.0	0.0	0.0	248.7	0.0	0.00
West Valley Water District	(99.9)	(69.2)	(169.1)	0.0	169.1	0.0	0.0	0.0	0.0	169.1	0.0	0.00
	(10,000.0)	(17,290.4)	(27,290.4)	7,276.7	17,831.9	665.2	1,270.7	0.0	0.0	27,044.5	(245.9)	199,422.47
	21A	21B	21C	21D	21E	21F	21G	21H	21I	21J	21K	21L

Notes:
 1) City of Ontario (Non-Ag) dedicated 3,681.8 AF of Carryover water, and 1,916.7 AF of Excess Carryover water, to satisfy City of Ontario's 2022/23 DRO pursuant to an Exhibit "G" Section 10 Form A.



Assessment Year 2022-2023 (Production Year 2021-2022)

Assessment Calculation - Projected (Includes "10% Judgment Administration and 15% OBMP & Program Elements 1-9 Operating Reserves")

PRODUCTION BASIS

2020/2021 Production and Exchanges in Acre-Feet (Actuals)

2021/2022 Production and Exchanges in Acre-Feet (Actuals)¹

BUDGET

Judgment Administration ^{2,3}

OBMP & Program Elements 1-9 ²

Judgment Administration, OBMP & PE 1-9 Assessments

TOTAL BUDGET

Less: Budgeted Interest Income

Less: Contributions from Outside Agencies

Subtotal: CASH DEMAND

Add: OPERATING RESERVE

Judgment Administration (10%)

OBMP & PE 1-9 (15%)

Subtotal: OPERATING RESERVE

Less: Cash Balance on Hand Available for Assessments ⁴

FUNDS REQUIRED TO BE ASSESSED

Proposed Assessments

Judgment Administration, OBMP & PE 1-9 Assessments (Minimum \$5.00 Per Producer)

Grand Total

Prior Year Assessments, (Actuals) Information Only

Grand Total

Variance Between Proposed Assessments and Prior Year Assessments

Grand Total

Estimated Assessment as of "Amended" Budget September 8, 2022, Information Only

Grand Total

FY 2021/22 Budget ⁵	FY 2022/23 Budget	ASSESSMENT	APPROPRIATIVE POOL		AGRICULTURAL POOL		NON-AG POOL	
		98,806.120	73,423.920	74.311%	21,484.815	21.744%	3,897.385	3.944%
		99,715.646	75,398.179	75.613%	21,304.032	21.365%	3,013.435	3.022%
			Judgment Administration	OBMP & PE 1-9	Judgment Administration	OBMP & PE 1-9	Judgment Administration	OBMP & PE 1-9
\$2,200,720	\$3,334,108	\$3,334,108	\$2,521,025		\$712,324		\$100,758	
\$5,050,683	\$5,526,566	\$5,526,566		\$4,178,812		\$1,180,739		\$167,014
\$7,251,403	\$8,860,674	\$8,860,674	\$2,521,025	\$4,178,812	\$712,324	\$1,180,739	\$100,758	\$167,014
		\$8,860,674	\$2,521,025	\$4,178,812	\$712,324	\$1,180,739	\$100,758	\$167,014
(\$106,125)	(\$35,550)	(\$35,550)		(\$26,880)		(\$7,595)		(\$1,074)
(\$177,430)	(\$181,866)	(\$181,866)		(\$137,515)		(\$38,855)		(\$5,496)
\$6,967,848	\$8,643,258	\$8,643,258	\$2,521,025	\$4,014,417	\$712,324	\$1,134,288	\$100,758	\$160,444
\$220,072	\$333,411	\$333,411	\$252,103		\$71,233		\$10,076	
\$757,602	\$828,985	\$828,985		\$626,822		\$177,111		\$25,052
\$977,674	\$1,162,396	\$1,162,396	\$252,103	\$626,822	\$71,233	\$177,111	\$10,076	\$25,052
(\$977,674)	(\$1,162,396)	(\$1,162,396)	(\$252,103)	(\$626,822)	(\$71,233)	(\$177,111)	(\$10,076)	(\$25,052)
\$6,967,848	\$8,643,258	\$8,643,258	\$2,521,025	\$4,014,417	\$712,324	\$1,134,288	\$100,758	\$160,444
	[A]	Per Acre-Foot	\$33.44	\$53.24	\$33.44	\$53.24	\$33.44	\$53.24
				\$86.68		\$86.68		\$86.68
	[B]	Per Acre-Foot	\$22.27	\$48.25	\$22.27	\$48.25	\$22.27	\$48.25
				\$70.52		\$70.52		\$70.52
	[A] - [B]		\$11.17	\$4.99	\$11.17	\$4.99	\$11.17	\$4.99
				\$16.16		\$16.16		\$16.16
			\$30.78	\$47.07	\$30.78	\$47.07	\$30.78	\$47.07
				\$77.85		\$77.85		\$77.85

Notes:

¹ Due to the timing of when the Budget and the Assessment Package are prepared, actual production numbers on this page may differ from the Budget depending on any last minute corrections during the Assessment Package preparation process.

² Total costs are allocated to Pools by actual production percentages. Does not include Recharge Debt Payment, Recharge Improvement Projects, Replenishment Water Purchases, or RTS charges.

³ Judgment Administration excludes OAP, AP, and ONAP specific legal services, meeting compensation, or Special Funds. These items invoiced separately on the Assessment invoices.

⁴ June 30th fund balance (estimated) less funds required for Operating Reserves, Agricultural Pool Reserves, and Carryover replenishment obligations.

⁵ The previous fiscal year's budget numbers are from the previously approved Assessment Package and does not reflect numbers from any amended budget that may have followed.



Assessment Year 2022-2023 (Production Year 2021-2022)

Water Transaction Detail

Standard Transactions

To:	From:	Date of Submittal	Quantity	\$ / Acre Feet	Total \$	If 85/15 Rule Applies:		
						85%	15%	WM Pays
BlueTriton Brands, Inc.	Santa Ana River Water Company Storage Account <i>\$/AF not disclosed.</i>	9/27/2021	1,000.0	0.00	0.00			
Fontana Water Company	Cucamonga Valley Water District Annual Account	4/4/2022	7,500.0	575.28	4,314,600.00	3,667,410.00	647,190.00	Fontana Water Company
	Nicholson Family Trust Annual Account	4/22/2022	4.5	607.24	2,732.58	2,322.69	409.89	Fontana Water Company
	Chino, City Of Storage Account	5/18/2022	3,047.2	639.20	1,947,758.10	1,655,594.38	292,163.71	Fontana Water Company
	Chino, City Of Storage Account	5/18/2022	1,952.8	639.20	1,248,241.90			
Golden State Water Company	Upland, City Of Annual Account	7/18/2021	140.0	573.40	80,276.00	68,234.60	12,041.40	Golden State Water Company
	West End Consolidated Water Co Annual Account <i>85/15 Rule does not apply -- method of utilizing West End shares</i>	7/18/2021	66.4	49.00	3,253.60			
	West End Consolidated Water Co Annual Account <i>85/15 Rule Does Not Apply -- Utilizing West End Shares</i>	5/26/2022	66.4	49.00	3,253.60			
	Upland, City Of Annual Account	5/27/2022	405.3	602.07	244,036.43	207,430.97	36,605.46	Golden State Water Company
	Upland, City Of Annual Account	5/27/2022	34.7	602.07	20,874.37			
Monte Vista Water District	Chino, City Of Storage Account	4/20/2022	500.0	639.20	319,600.00			
Niagara Bottling, LLC	Santa Ana River Water Company Storage Account <i>\$/AF Not Disclosed.</i>	5/9/2022	2,000.0	0.00	0.00			
Upland, City Of	West End Consolidated Water Co Storage Account <i>85/15 Rule does not apply -- method of utilizing West End shares</i>	7/18/2021	708.3	49.00	34,706.70			
	West End Consolidated Water Co Storage Account <i>85/15 Rule Does Not Apply -- Utilizing West End Shares</i>	6/2/2022	708.3	49.00	34,706.70			
				18,133.9	8,254,039.98	5,600,992.64	988,410.47	
Total 15% Credits from all Transactions:							\$988,410.47	



Assessment Year 2022-2023 (Production Year 2021-2022)

Water Transaction Detail

Applied Recurring Transactions:

From:	To:	Quantity	\$ / Acre Feet	
Fontana Union Water Company Annual Account - Assigned Share of Operating Safe Yield	Cucamonga Valley Water District Annual Account - Transfer (To) / From	All	0.00	<i>Transfer FUWC Share of Safe Yield to CVWD.</i>
Fontana Union Water Company Annual Account - Stormwater New Yield	Cucamonga Valley Water District Annual Account - Transfer (To) / From	All	0.00	<i>Transfer FUWC New Yield to CVWD.</i>
Fontana Union Water Company Annual Account - Diff - Potential vs. Net	Cucamonga Valley Water District Annual Account - Transfer (To) / From	All	0.00	<i>Transfer FUWC Ag Pool Reallocation Difference (Potential vs. Net) to CVWD.</i>
Fontana Union Water Company Annual Account - Transfer (To) / From	Cucamonga Valley Water District Annual Account - Transfer (To) / From	All	0.00	<i>Transfer FUWC water transfer rights to CVWD.</i>
Fontana Union Water Company Annual Account - Assigned Rights	Cucamonga Valley Water District Annual Account - Assigned Rights	All	0.00	<i>Transfer FUWC water transfer rights to CVWD.</i>
Fontana Union Water Company Annual Account - Total AG SY Reallocation	Cucamonga Valley Water District Annual Account - Transfer (To) / From	All	0.00	<i>Transfer FUWC Total Ag SY to CVWD.</i>
Fontana Union Water Company Annual Account - Desalter Replenishment Obligation	Cucamonga Valley Water District Annual Account - Transfer (To) / From	All	0.00	<i>Transfer of FUWC DRO</i>

Notes:

- 1) The Water Transaction between City of Chino and Fontana Water Company submitted on 5/18/2022 for the amount of 5,000 AF had been split because the amount purchased exceeds what is required to satisfy overproduction; the 85/15 Rule only applies to the portion that satisfies overproduction per the direction of the Appropriative Pool on November 2, 2011.
- 2) The Water Transaction between City of Upland and Golden State Water Company submitted on 5/27/2022 for the amount of 440 AF had been split because the amount purchased exceeds what is required to satisfy overproduction; the 85/15 Rule only applies to the portion that satisfies overproduction per the direction of the Appropriative Pool on November 2, 2011.



Assessment Year 2022-2023 (Production Year 2021-2022)

Analysis of the 85/15 Rule Application to Water Transfers

To	(Over)/Under Production Excluding Water Transfer(s)	From	Date of Submittal	Transfer Quantity	Is Buyer an 85/15 Party?	Is Transfer Being Placed into Annual Account?	Is Purpose of Transfer to Utilize SAWCO or West End Shares?	Amount of Transfer Eligible for 85/15 Rule
BlueTriton Brands, Inc.	(251.6)	Santa Ana River Water Company Storage Account <i>\$/AF not disclosed.</i>	9/27/2021	1,000.0	No	Yes	No	0.0
Fontana Water Company	(10,551.7)	Cucamonga Valley Water District Annual Account	4/4/2022	7,500.0	Yes	Yes	No	7,500.0
		Nicholson Family Trust Annual Account	4/22/2022	4.5	Yes	Yes	No	4.5
		Chino, City Of Storage Account	5/18/2022	3,047.2	Yes	Yes	No	3,047.2
		Chino, City Of Storage Account	5/18/2022	1,952.8	Yes	Yes	No	0.0
Golden State Water Company	(545.3)	Upland, City Of Annual Account	7/18/2021	140.0	Yes	Yes	No	140.0
		West End Consolidated Water Co Annual Account <i>85/15 Rule does not apply -- method of utilizing West End shares</i>	7/18/2021	66.4	Yes	Yes	Yes	0.0
		West End Consolidated Water Co Annual Account <i>85/15 Rule Does Not Apply -- Utilizing West End Shares</i>	5/26/2022	66.4	Yes	Yes	Yes	0.0
		Upland, City Of Annual Account	5/27/2022	405.3	Yes	Yes	No	405.3
		Upland, City Of Annual Account	5/27/2022	34.7	Yes	Yes	No	0.0
Monte Vista Water District	2,441.0	Chino, City Of Storage Account	4/20/2022	500.0	Yes	Yes	No	0.0
Niagara Bottling, LLC	(1,684.0)	Santa Ana River Water Company Storage Account <i>\$/AF Not Disclosed.</i>	5/9/2022	2,000.0	No	Yes	No	0.0
Upland, City Of	4,423.7	West End Consolidated Water Co Storage Account <i>85/15 Rule does not apply -- method of utilizing West End shares</i>	7/18/2021	708.3	Yes	Yes	Yes	0.0
		West End Consolidated Water Co Storage Account <i>85/15 Rule Does Not Apply -- Utilizing West End Shares</i>	6/2/2022	708.3	Yes	Yes	Yes	0.0

Notes:

- 1) The Water Transaction between City of Chino and Fontana Water Company submitted on 5/18/2022 for the amount of 5,000 AF had been split because the amount purchased exceeds what is required to satisfy overproduction; the 85/15 Rule only applies to the portion that satisfies overproduction per the direction of the Appropriate Pool on November 2, 2011.
- 2) The Water Transaction between City of Upland and Golden State Water Company submitted on 5/27/2022 for the amount of 440 AF had been split because the amount purchased exceeds what is required to satisfy overproduction; the 85/15 Rule only applies to the portion that satisfies overproduction per the direction of the Appropriate Pool on November 2, 2011.



Assessment Year 2022-2023 (Production Year 2021-2022)

Watermaster Replenishment Calculation

Cost of Replenishment Water per acre foot:

Watermaster Replenishment Cost	\$799.00
Projected Spreading - OCWD Connection Fee	\$2.00
Projected Spreading - Delivery Surcharge	\$10.00
Pre-purchased Credit	\$0.00
Total Replenishment Cost per acre foot (see footnote)	\$811.00

Replenishment Obligation:	AF @ \$811.00	15%	85%	Total
Appropriative - 100	0.0			\$0.00
Appropriative - 15/85	19.8	\$2,411.10	\$13,662.92	\$16,074.02
Non-Agricultural - 100	26.1			\$21,165.48
	45.9			\$37,239.50

Company	AF Production and Exchanges	85/15 Producers	Percent of Total 85/15 Producers	15% Replenishment Assessment	15% Water Transaction Debits
BlueTriton Brands, Inc.	251.6			-	-
CalMat Co. (Appropriative)	0.0			-	-
Chino Hills, City Of	2,628.9	2,628.9	4.217%	\$101.69	\$41,685.74
Chino, City Of	3,059.9	3,059.9	4.909%	\$118.36	\$48,519.37
Cucamonga Valley Water District	9,368.3	9,368.3	15.029%	\$362.36	\$148,548.08
Desalter Authority	40,525.4			-	-
Fontana Union Water Company	0.0	0.0	0.000%	-	-
Fontana Water Company	11,387.1	11,387.1	18.268%	\$440.45	\$180,559.16
Fontana, City Of	0.0			-	-
Golden State Water Company	1,066.1	1,066.1	1.710%	\$41.24	\$16,904.15
Jurupa Community Services District	11,601.7	11,601.7	18.612%	\$448.75	\$183,962.09
Marygold Mutual Water Company	944.2			-	-
Monte Vista Irrigation Company	0.0	0.0	0.000%	-	-
Monte Vista Water District	6,994.9	6,994.9	11.222%	\$270.56	\$110,914.94
NCL Co, LLC	0.0			-	-
Niagara Bottling, LLC	1,684.0			-	-
Nicholson Family Trust	0.0	0.0	0.000%	-	-
Norco, City Of	0.0	0.0	0.000%	-	-
Ontario, City Of	14,390.0	14,390.0	23.085%	\$556.60	\$228,175.30
Pomona, City Of	10,183.8			-	-
San Antonio Water Company	402.5	402.5	0.646%	\$15.57	\$6,381.83
San Bernardino, County of (Shooting Park)	19.8	19.8	0.032%	\$0.77	\$314.28
Santa Ana River Water Company	103.2	103.2	0.165%	\$3.99	\$1,635.60
Upland, City Of	1,312.4	1,312.4	2.105%	\$50.76	\$20,809.92
West End Consolidated Water Co	0.0	0.0	0.000%	-	-
West Valley Water District	0.0	0.0	0.000%	-	-
** Fee assessment total is 15% of Appropriative 15/85 replenishment obligation	115,923.6	62,334.7	**	\$2,411.10	\$988,410.46

Transfers to
8G

Transfers to
8K

Notes: The 2022 rate includes a \$10 delivery surcharge from Three Valleys Municipal Water District.



Assessment Year 2022-2023 (Production Year 2021-2022)

Readiness to Serve (RTS) Charges

ALL POOLS

Total Water Purchased: 6,912.9 AF Total RTS Charge: \$39,879.13 (\$5.77/AF)

Appropriative or Non-Agricultural Pool Party	FY 2016/2017 Water Purchases										FY 2017/2018 Water Purchase						TOTAL RTS CHARGES				
	Purchased Water in AF							2015/16 Prod & Exch From 85/15 Producers			Year 5 RTS Charges			Purchased Water in AF		2016/17 Prod & Exch From 85/15 Producers		Year 4 RTS Charges			
	20160623		20161216	20170418	85/15 Breakdown			Acre-Feet	Percent	15% \$0.87	85% \$4.90	100% \$5.77	RO	DRO	Acre-Feet	Percent		15% \$0.87	85% \$4.90	100% \$5.77	
	RO	DRO	DRO	RO	AF @ 100%	AF @ 85/15	AF Total														
BlueTriton Brands, Inc.	1,135.3	8.9	4.0	335.7	1,483.8	0.0	1,483.8	0.0	0.000%	0.00	0.00	8,559.43	0.1	0.0	0.0	0.000%	0.00	0.00	0.52	8,559.95	
CalMat Co. (Appropriative)	0.0	0.0	0.0	0.0	0.0	0.0	0.0	0.0	0.000%	0.00	0.00	0.00	0.0	0.0	0.0	0.000%	0.00	0.00	0.00	0.00	
Chino Hills, City Of	0.0	0.0	0.0	0.0	0.0	0.0	0.0	1,548.3	2.009%	0.84	0.00	0.00	0.0	0.0	2,152.0	3.002%	0.34	0.00	0.00	1.18	
Chino, City Of	0.0	0.0	0.0	0.0	0.0	0.0	0.0	0.0	0.000%	0.00	0.00	0.00	0.0	0.0	388.9	0.543%	0.06	0.00	0.00	0.06	
Cucamonga Valley Water District	0.0	0.0	0.0	0.0	0.0	0.0	0.0	20,534.7	26.648%	11.12	0.00	0.00	0.0	0.0	16,562.0	23.104%	2.65	0.00	0.00	13.77	
Fontana Union Water Company	0.0	0.0	0.0	0.0	0.0	0.0	0.0	0.0	0.000%	0.00	0.00	0.00	0.0	0.0	0.0	0.000%	0.00	0.00	0.00	0.00	
Fontana Water Company	0.0	0.0	0.0	0.0	0.0	0.0	0.0	15,317.2	19.877%	8.30	0.00	0.00	0.0	0.0	13,250.5	18.484%	2.12	0.00	0.00	10.41	
Fontana, City Of	0.0	0.0	0.0	0.0	0.0	0.0	0.0	0.0	0.000%	0.00	0.00	0.00	0.0	0.0	0.0	0.000%	0.00	0.00	0.00	0.00	
Golden State Water Company	0.0	0.0	0.0	0.0	0.0	0.0	0.0	807.4	1.048%	0.44	0.00	0.00	0.0	0.0	850.3	1.186%	0.14	0.00	0.00	0.57	
Jurupa Community Services District	0.0	0.0	0.0	0.0	0.0	0.0	0.0	8,952.8	11.618%	4.85	0.00	0.00	0.0	0.0	11,023.2	15.377%	1.76	0.00	0.00	6.61	
Marygold Mutual Water Company	78.7	51.9	20.3	0.0	150.9	0.0	150.9	0.0	0.000%	0.00	0.00	870.35	0.0	0.0	0.0	0.000%	0.00	0.00	0.00	870.35	
Monte Vista Irrigation Company	0.0	0.0	0.0	0.0	0.0	0.0	0.0	0.0	0.000%	0.00	0.00	0.00	0.0	0.0	0.0	0.000%	0.00	0.00	0.00	0.00	
Monte Vista Water District	0.0	0.0	0.0	0.0	0.0	0.0	0.0	8,203.7	10.646%	4.44	0.00	0.00	0.0	0.0	6,865.0	9.577%	1.10	0.00	0.00	5.54	
NCL Co, LLC	0.0	0.0	0.0	0.0	0.0	0.0	0.0	0.0	0.000%	0.00	0.00	0.00	0.0	0.0	0.0	0.000%	0.00	0.00	0.00	0.00	
Niagara Bottling, LLC	2,567.5	35.5	0.0	1,174.3	3,777.3	0.0	3,777.3	0.0	0.000%	0.00	0.00	21,790.53	946.1	0.0	0.0	0.000%	0.00	0.00	5,457.60	27,248.13	
Nicholson Family Trust	0.0	0.0	0.0	0.0	0.0	0.0	0.0	0.0	0.000%	0.00	0.00	0.00	0.0	0.0	0.0	0.000%	0.00	0.00	0.00	0.00	
Norco, City Of	0.0	0.0	0.0	0.0	0.0	0.0	0.0	0.0	0.000%	0.00	0.00	0.00	0.0	0.0	0.0	0.000%	0.00	0.00	0.00	0.00	
Ontario, City Of	0.0	0.0	0.0	0.0	0.0	0.0	0.0	18,053.8	23.429%	9.78	0.00	0.00	0.0	0.0	18,970.2	26.463%	3.03	0.00	0.00	12.81	
Pomona, City Of	0.0	0.0	0.0	0.0	0.0	0.0	0.0	0.0	0.000%	0.00	0.00	0.00	0.0	0.0	0.0	0.000%	0.00	0.00	0.00	0.00	
San Antonio Water Company	0.0	0.0	0.0	0.0	0.0	0.0	0.0	1,030.8	1.338%	0.56	0.00	0.00	0.0	0.0	537.7	0.750%	0.09	0.00	0.00	0.64	
San Bernardino, County of (Shooting Park)	38.8	0.3	0.1	9.4	48.2	48.2	48.6	9.4	0.012%	0.01	236.51	2.30	13.2	0.8	13.0	0.018%	0.00	64.91	4.57	308.29	
Santa Ana River Water Company	0.0	48.0	23.7	0.0	71.7	0.0	71.7	0.0	0.000%	0.00	0.00	413.52	0.0	118.7	0.0	0.000%	0.00	0.00	684.55	1,098.08	
Upland, City Of	0.0	0.0	0.0	0.0	0.0	0.0	0.0	2,600.7	3.375%	1.41	0.00	0.00	0.0	0.0	1,071.9	1.495%	0.17	0.00	0.00	1.58	
West End Consolidated Water Co	0.0	0.0	0.0	0.0	0.0	0.0	0.0	0.0	0.000%	0.00	0.00	0.00	0.0	0.0	0.0	0.000%	0.00	0.00	0.00	0.00	
West Valley Water District	0.0	23.5	11.8	0.0	35.3	0.0	35.3	0.0	0.000%	0.00	0.00	203.36	0.0	58.8	0.0	0.000%	0.00	0.00	338.93	542.28	
9W Halo Western OpCo L.P.	62.2	0.0	0.0	10.6	72.9	0.0	72.9	0.0	0.000%	0.00	0.00	420.39	3.0	0.0	0.0	0.000%	0.00	0.00	17.47	437.86	
ANG II (Multi) LLC	0.0	0.0	0.0	0.0	0.0	0.0	0.0	0.0	0.000%	0.00	0.00	0.00	0.0	0.0	0.0	0.000%	0.00	0.00	0.00	0.00	
Aqua Capital Management LP	57.5	0.0	0.0	0.0	57.5	0.0	57.5	0.0	0.000%	0.00	0.00	331.54	0.0	0.0	0.0	0.000%	0.00	0.00	0.00	331.54	
California Speedway Corporation	0.0	0.0	0.0	0.0	0.0	0.0	0.0	0.0	0.000%	0.00	0.00	0.00	0.0	0.0	0.0	0.000%	0.00	0.00	0.00	0.00	
California Steel Industries, Inc.	0.0	0.0	0.0	0.0	0.0	0.0	0.0	0.0	0.000%	0.00	0.00	0.00	0.0	0.0	0.0	0.000%	0.00	0.00	0.00	0.00	
CalMat Co.	0.0	0.0	0.0	0.0	0.0	0.0	0.0	0.0	0.000%	0.00	0.00	0.00	0.0	0.0	0.0	0.000%	0.00	0.00	0.00	0.00	
CCG Ontario, LLC	0.0	0.0	0.0	0.0	0.0	0.0	0.0	0.0	0.000%	0.00	0.00	0.00	0.0	0.0	0.0	0.000%	0.00	0.00	0.00	0.00	
City of Ontario (Non-Ag)	0.0	0.0	0.0	0.0	0.0	0.0	0.0	0.0	0.000%	0.00	0.00	0.00	0.0	0.0	0.0	0.000%	0.00	0.00	0.00	0.00	
County of San Bernardino (Non-Ag)	0.0	0.0	0.0	0.0	0.0	0.0	0.0	0.0	0.000%	0.00	0.00	0.00	0.0	0.0	0.0	0.000%	0.00	0.00	0.00	0.00	
General Electric Company	0.0	0.0	0.0	0.1	0.1	0.0	0.1	0.0	0.000%	0.00	0.00	0.35	0.0	0.0	0.0	0.000%	0.00	0.00	0.00	0.35	
Hamner Park Associates, a California Limited Partnershi	0.0	0.0	0.0	0.0	0.0	0.0	0.0	0.0	0.000%	0.00	0.00	0.00	0.0	0.0	0.0	0.000%	0.00	0.00	0.00	0.00	
Linde Inc.	0.0	0.0	0.0	0.0	0.0	0.0	0.0	0.0	0.000%	0.00	0.00	0.00	0.0	0.0	0.0	0.000%	0.00	0.00	0.00	0.00	
Monte Vista Water District (Non-Ag)	0.0	0.0	0.0	0.0	0.0	0.0	0.0	0.0	0.000%	0.00	0.00	0.00	0.0	0.0	0.0	0.000%	0.00	0.00	0.00	0.00	
Riboli Family and San Antonio Winery, Inc.	28.8	0.0	0.0	4.0	32.8	0.0	32.8	0.0	0.000%	0.00	0.00	189.00	5.3	0.0	0.0	0.000%	0.00	0.00	30.36	219.36	
Space Center Mira Loma, Inc.	0.0	0.0	0.0	0.0	0.0	0.0	0.0	0.0	0.000%	0.00	0.00	0.00	0.0	0.0	0.0	0.000%	0.00	0.00	0.00	0.00	
TAMCO	19.8	0.0	0.0	16.5	36.4	0.0	36.4	0.0	0.000%	0.00	0.00	209.74	0.0	0.0	0.0	0.000%	0.00	0.00	0.02	209.76	
West Venture Development Company	0.0	0.0	0.0	0.0	0.0	0.0	0.0	0.0	0.000%	0.00	0.00	0.00	0.0	0.0	0.0	0.000%	0.00	0.00	0.00	0.00	
	3,988.7	168.0	59.9	1,550.5	5,718.8	48.2	5,767.0	77,058.9	100.0%	41.74	236.51	32,990.50	967.7	178.2	71,684.9	100.0%	11.46	64.91	6,534.02	39,879.12	
	26A	26B	26C	26D	26E	26F	26G	26H	26I	26J	26K	26L	26M	26N	26O	26P	26Q	26R	26S	26T	

Notes:
1) This year's RTS includes the fifth of ten annual RTS charges for water purchased in FY 2016/17, and fourth of ten annual RTS charges for water purchased in FY 2017/18.



Assessment Year 2022-2023 (Production Year 2021-2022)

Assessment Package Notes

Page	Note
All (a)	A change in a Party's name will be reflected in the Assessment Package for the production year in which the name change occurred. For example, if a Party changed its name on June 30, 2021, it will be reflected in the FY 2021/2022 Assessment Package (for Production Year 2020/2021). Additionally, if a Party changed its name on July 1, 2021, it will be reflected in the FY 2022/2023 Assessment Package (for Production Year 2021/2022).
All (b)	To avoid the possibility of being mistakenly identified as one of other similarly named organizations, the Chino Basin Desalter Authority is referred to as Desalter Authority.
pg01	"Agricultural Total Pool Production" includes Voluntary Agreements between Appropriators and Agricultural Pool Parties.
pg02-07	ANG II (Multi) LLC temporarily leased their rights to 9W Halo Western OpCo L.P. (as successor to Angelica) beginning on March 2010 through January 2030.
pg04 (a)	Transfers in Column [4E] include the annual transfer of 10% of the Non-Ag Safe Yield to be utilized to offset the overall Desalter Replenishment Obligation in accordance with the Peace II Agreement Section 6.2, and also the Exhibit "G" physical solution.
pg04 (b)	Column [4H], "Actual Fiscal Year Production," includes physical production and Assignments between Appropriators and Non-Ag Pool Parties.
pg04 (c)	"Net Over Production" does not include evaporative loss. Additional water will be purchased in order to adequately cover evaporative losses. The rates are 1.5% from November through March, 4.2% from April through October.
pg05 (a)	Hydraulic Control was achieved on February 1, 2016. Pursuant to Paragraph 7.4(b) of the Peace II Agreement, Storage Loss is now calculated at 0.07%.
pg05 (b)	When applicable, Column [5C] includes the Exhibit "G" physical solution transfers to the Appropriative Pool.
pg06	Transfers in Column [6C] is the annual transfer of 10 percent of the Non-Ag Safe Yield to be utilized to offset the overall Desalter Replenishment Obligation in accordance with the Peace II Agreement Section 6.2.
pg07 (a)	The financial Outstanding Obligations are reconciled on pages 7.1 and 17.1.
pg07 (b)	Fund Balance is maintained on a spreadsheet by Watermaster.
pg07 (c)	Outstanding Obligation (\$) is calculated by multiplying Outstanding Obligation (AF) by the current rate, reduced by the Fund Balance (\$).
pg07 (d)	Fund Balance is the money collected by Watermaster, Outstanding Obligation (\$) is the money owed by the Parties or credited to the Parties.
pg08 (a)	Recharge Debt Payment expenses [8O] and Recharge Improvement Project expenses [8P] are each allocated on % OSY, based on the approved budget.
pg08 (b)	Pursuant to Paragraph 5.4(b) of the Peace Agreement, the City of Pomona shall be allowed a credit of up to \$2 million against OBMP Assessments through 2030. This equates to \$66,667 per year. TVMWD elected to discontinue payment of the "Pomona Credit," effective FY 2012/2013. It is now paid by the Appropriative Pool Parties, allocated on % OSY (Column [8N]).
pg09 (a)	Other Adjustments [9D] include water provided to another Appropriator, pump-to-waste that has been captured in a recharge basin (as verified by IEUA), and other miscellaneous recharge / injection of native water.
pg09 (b)	Evaporative Losses will be applied to recharged water from Pump-to-Waste activities beginning in October 2017. (Evaporative Loss Rates: 1.5% Nov - Mar; 4.2% Apr - Oct)
pg10 (a)	The Restated Judgment allowed an accumulated overdraft of 200,000 AF over 40 years. The total Operating Safe Yield is now 40,834 AF, allocated by percentage of Operating Safe Yield.
pg10 (b)	Column [10I], "Actual Fiscal Year Production," includes physical production, Voluntary Agreements, Assignments, and, if applicable, other adjustments. A detailed breakdown can be found on Page 9.1.



Assessment Year 2022-2023 (Production Year 2021-2022) Assessment Package Notes

Page	Note
pg10 (c)	"Net Over Production" does not include evaporative loss. Additional water will be purchased in order to adequately cover evaporative losses. The rates are 1.5% from November through March, 4.2% from April through October.
pg11 (a)	The Assessment Package database is set up so that all water must go through the Party Annual Accounts on the way to or from ECO Storage Accounts, and through the ECO Storage Accounts on the way to or from Supplemental Storage Accounts (does not apply to water dedicated to offset the Desalter Replenishment Obligation).
pg11 (b)	Column [11C] includes transfers to the Desalter Replenishment Obligation.
pg12 (a)	The Assessment Package database is set up so that all water must go through the Party Annual Accounts on the way to or from ECO Storage Accounts, and through the ECO Storage Accounts on the way to or from Supplemental Storage Accounts (does not apply to water dedicated to offset the Desalter Replenishment Obligation).
pg12 (b)	Columns [12C], [12H], and [12M] include transfers to the Desalter Replenishment Obligation.
pg12 (c)	The first 3,000 AF of City of Fontana's recharged recycled water transfers to the City of Ontario, and all of the City of Montclair's recharged recycled water transfers to MVWD.
pg13 (a)	"Re-Operation Offset: Pre-Peace II Desalters" had an original beginning balance of 225,000.000 AF. The 29,070 AF correction required by Condition Subsequent 7 is included. (See Page 18.1)
pg13 (b)	"Re-Operation Offset: Peace II Expansion" had an original beginning balance of 175,000.000 AF. It will now be allocated to Desalter replenishment over a 17-year period, beginning in 2013/14 and ending in 2029/30, according to a schedule. (See Page 18.1)
pg13 (c)	There is no loss assessed on the native Basin water allocated to offset Desalter production as a result of Basin Reoperation as approved in the Peace II Agreement.
pg13 (d)	"Non-Ag Dedication" was used in a prior Assessment Package to indicate the Paragraph 31 Settlement Agreements Dedication.
pg13 (e)	The "Non-Ag" OBMP Special Assessment", also referred to as the "10% Haircut", will indicate the movement of water when it is being utilized to further offset the Desalter Replenishment Obligation. See [18L] on Page 18.1.
pg13 (f)	Columns [13C] and [13D] under "Dedicated Replenishment" include transfers of water from an Annual Account to DRO resulting from Party to Party transfers such as those executed with the Exhibit "G" Form A.
pg14	Transfers in Column [14A] include annual water transfers/leases between Appropriators and/or from Appropriators to Watermaster for replenishment purposes, and also the Exhibit "G" physical solution transfers from the Non-Ag Pool.
pg15 (a)	Most of the remaining eligible parcels for Land Use Conversion are within the Conversion Area 1 boundary.
pg15 (b)	"Unlikely to Convert Parcels" regardless of eligibility are not likely to convert due to pre-existing land use. Eligibility will be determined on a case by case basis.
pg16	Beginning with the 2015/16 Assessment Package, the Agricultural Pool Safe Yield Reallocation is now being calculated with a new formula in accordance with the March 15, 2019 Court Order.
pg17 (a)	The financial Outstanding Obligations are reconciled on pages 7.1 and 17.1.
pg17 (b)	Fund Balance is maintained on a spreadsheet by Watermaster.
pg17 (c)	Outstanding Obligation is calculated by multiplying Outstanding Obligation (AF) by the current rate, reduced by the Fund Balance.
pg17 (d)	Fund Balance is the money collected by Watermaster, Outstanding Obligation (\$) is the money owed by the Parties or credited to the Parties.
pg21 (a)	Any balance in a Dedicated Replenishment Account is utilized first to satisfy new or carried over Desalter Replenishment Obligation beginning with the fiscal year such water was made available. The balance, if any, can be found on page 13.1.



Assessment Year 2022-2023 (Production Year 2021-2022)

Assessment Package Notes

Page	Note
pg21 (b)	Due to an agreement between CVWD and FUWC, all of FUWC's rights are automatically transferred to CVWD. A recurring transaction was created so that a portion of that water gets returned to FUWC to satisfy their DRO.
pg22	The table on this page is a replica of the table found in the Watermaster Budget.
pg24	The column titled "(Over)/Under Production Excluding Water Transfer(s)" excludes Exhibit "G" water sales and water transfers between Appropriators and to Watermaster (if any). ([10B] + [10C] + [10D] + [10E] + [14B] - [10K])
pg25 (a)	The "15% Water Transaction Debits" total is the "Total 15% Credits from all Transaction" from Page 23.1.
pg25 (b)	"Replenishment Obligation" does not include evaporative loss. Additional water will be purchased in order to adequately cover evaporative losses. The rates are 1.5% from November through March, 4.2% from April through October.
pg26 (a)	Beginning with fiscal year 2016/17, water purchased through the IEUA will be charged with an annual RTS fee over a ten year period commencing two years after the initial purchase. This fee will vary year to year based on a ten-year rolling average.
pg26 (b)	RTS will be allocated based on the total RTS charge for the year and not on the calculated cost per acre-foot.

DRAFT



Assessment Year 2022-2023 (Production Year 2021-2022)

Assessment Package References and Definitions

Column	Title Description
2A	AF Production Actual fiscal year production by each Party. Copied from [4H].
2B	Non-Agricultural Pool - AF/Admin Production [2A] <times> per acre-foot Admin fee.
2C	Non-Agricultural Pool - AF/OBMP Production [2A] <times> per acre-foot OBMP fee.
2D	Replenishment Assessments - AF Exceeding Annual Right Over-production for each Party beyond their annual production right. Copied from [4].
2E	Replenishment Assessments - \$767 Per AF Amount overproduced [2D] <times> the current replenishment rate.
2F	CURO Adjustment Monetary amount needed (or to be credited) for each Party's Cumulative Unmet Replenishment Obligation (CURO). Calculated on Page 7.1.
2G	RTS Charges Annual Readiness to Serve charges for water purchased in prior years.
2H	Other Adjustments Used as necessary for any other monetary adjustments needed to the Assessment Package.
2I	Total Assessments Due Total fees assessed based on Party production. [2B] + [2C] + [2E] + [2F] + [2G] + [2H].
3A	Physical Production Fiscal year physical production by each Party.
3B	Assignments Total of water received from an Appropriator by each Party.
3C	Other Adjustments Any other adjustments that result in off-set of the fiscal year's production.
3D	Actual FY Production (Assmnt Pkg Column 4H) Total adjusted production for the fiscal year. Also known as Assessable Production. [3A] + [3B] + [3C].
4A	Percent of Safe Yield The Party's yearly percentage of Safe Yield.
4B	Carryover Beginning Balance The beginning balance in each Annual Account. This number carries forward from the ending balance in the previous period Assessment Package.
4C	Prior Year Adjustments This number reflects the adjusted production rights from a previous Assessment Package, in the event that corrections are needed.
4D	Assigned Share of Safe Yield (AF) The Party's yearly volume of Safe Yield.
4E	Water Transaction Activity Total of one-time water transfers between Parties for this period, including the annual transfer of 10 percent of the Non-Ag Safe Yield to be utilized to offset the overall Desalter Replenishment Obligation, as stated in the Peace II Agreement, and Exhibi
4F	Other Adjustments This number reflects adjusted production rights, in the event that corrections are needed.
4G	Annual Production Right Current Year Production Right. [4B] + [4C] + [4D] + [4E] + [4F].



Assessment Year 2022-2023 (Production Year 2021-2022)

Assessment Package References and Definitions

Column	Title	Description
4H	Actual Fiscal Year Production	Fiscal year production, including Assignments, from CBWM's production system (as verified by each Party on their Water Activity Report). Also known as Assessable Production.
4I	Net Over Production	Over-production, if any, for each Party beyond their annual production right. $[4H] <minus> [4G]$, equaling more than zero.
4J	Under Production Balances - Total Under-Produced	Production rights $[4G] <minus>$ production $[4H]$, equaling more than zero.
4K	Under Production Balances - Carryover: Next Year Begin Bal	Either total under-produced $[4J]$ or share of Safe Yield $[4D]$, whichever is less.
4L	Under Production Balances - To Excess Carryover Account	Total under-produced $[4J] <minus>$ Carryover to next year $[4K]$, equaling more than zero.
5A	Local Excess Carry Over Storage Account (ECO) - Beginning Balance	The beginning balance in each ECO account. This number will carry forward from the ending balance in the previous period Assessment Package.
5B	Local Excess Carry Over Storage Account (ECO) - 0.07% Storage Loss	Beginning balance $[5A] <times> -0.0007$.
5C	Local Excess Carry Over Storage Account (ECO) - Transfers To / (From)	Total of water transferred to and from the ECO Account.
5D	Local Excess Carry Over Storage Account (ECO) - From Under-Production	Total of water transferred from the Annual Account due to under production. Copied from $[4L]$.
5E	Local Excess Carry Over Storage Account (ECO) - Ending Balance	The current balance in each ECO account. $[5A] + [5B] + [5C] + [5D]$.
5F	Local Supplemental Storage Account - Beginning Balance	The beginning balance in each Supplemental Account. This number will carry forward from the ending balance in the previous period Assessment Package.
5G	Local Supplemental Storage Account - 0.07% Storage Loss	Beginning balance $[5F] <times> -0.0007$.
5H	Local Supplemental Storage Account - Transfers To / (From)	Total of water transferred to and from the Annual and/or ECO Account.
5I	Local Supplemental Storage Account - Ending Balance	The current balance in each Supplemental Account. $[5F] + [5G] + [5H]$.
5J	Combined - Ending Balance	The combined amount in all local storage accounts. $[5E] + [5I]$.
6A	Percent of Safe Yield	The Party's yearly percentage of Operating Safe Yield.
6B	Assigned Share of Safe Yield (AF)	The Party's yearly volume of Operating Safe Yield.
6C	Water Transactions - 10% of Operating Safe Yield ("Haircut")	Operating Safe Yield $[6B] <times> -0.1$
6D	Water Transactions - Transfers (To) / From ECO Account	Total of water transferred between the Annual Account and ECO Account.
6E	Water Transactions - General Transfers / Exhibit G Water Sales	Total of water transfers between Parties for this period including Exhibit G Water Sales.
6F	Water Transactions - Total Water Transactions	Total water transactions. $[6C] + [6D] + [6E]$. This column is used to populate $[4E]$.



Assessment Year 2022-2023 (Production Year 2021-2022)

Assessment Package References and Definitions

Column	Title Description
7A	Outstanding Obligation (AF) The amount of obligation carried over from prior Assessment Package(s) that were not met due to various reason, including but not limited to MWD not having replenishment water available to purchase.
7B	Fund Balance (\$) The amount of money collected or owed for replenishment assessments from prior Assessment Package(s).
7C	Outstanding Obligation (\$) The amount of money that each Party owes or is credited based on current replenishment rate. [7A] <times> [CURRENT RATE] <minus> [7B].
8A	AF Production and Exchanges Total production and exchanges. Copied from [10K].
8B	Appropriative Pool - AF/Admin Production and Exchanges [8A] <times> per acre-foot Admin fee.
8C	Appropriative Pool - AF/OBMP Production and Exchanges [8A] <times> per acre-foot OBMP fee.
8D	Ag Pool SY Reallocation - AF Total Reallocation Reallocation of Ag Pool Safe Yield. Copied from [10E] and [16E].
8E	Ag Pool SY Reallocation - AF/Admin Party Ag Pool reallocation [8D] <divided by> Total Ag Pool Reallocation [8D Total] <times> total dollar amount needed for Ag Pool Administration.
8F	Ag Pool SY Reallocation - AF/OBMP Party Ag Pool reallocation [8D] <divided by> Total Ag Pool Reallocation [8D Total] <times> total dollar amount needed for Ag Pool OBMP.
8G	Replenishment Assessments - AF/15% For Parties participating in the 85/15 Rule: Percentage of total 85/15 participant production <times> required credit amount. Copied from Page 25.1.
8H	Replenishment Assessments - AF/85% For parties participating in the 85/15 Rule: Total volume overproduced [10L] <times> 85% of the replenishment rate.
8I	Replenishment Assessments - AF/100% For parties not participating in the 85/15 Rule: Total volume overproduced [10M] <times> 100% of the replenishment rate.
8J	85/15 Water Transaction Activity - 15% Producer Credits For parties participating in the 85/15 Rule: Credit amount equals 15% of the cost of the water purchased. Total to be credited copied from Page 23.1.
8K	85/15 Water Transaction Activity - 15% Pro-rated Debits For parties participating in the 85/15 Rule: Percentage of total 85/15 participant production <times> required credit amount. Copied from Page 25.1.
8L	CURO Adjustment Monetary amount needed (or to be credited) for each Party's Cumulative Unmet Replenishment Obligation (CURO). Calculated on Page 17.1.
8M	ASSESSMENTS DUE - Total Production Based Total fees assessed based on Party production. [8B] + [8C] + [8E] + [8F] + [8G] + [8H] + [8I] + [8J] + [8K] + [8L].
8N	ASSESSMENTS DUE - Pomona Credit Debit amount to Pomona <times> -1 <times> percent share of Operating Safe Yield [10A].
8O	ASSESSMENTS DUE - Recharge Debt Payment Total recharge debt payment <times> percent share of Operating Safe Yield [10A].
8P	ASSESSMENTS DUE - Recharge Improvement Project Total Recharge Improvement Project <times> Percent Share of Operating Safe Yield [10A].



Assessment Year 2022-2023 (Production Year 2021-2022)

Assessment Package References and Definitions

Column	Title Description
8Q	ASSESSMENTS DUE - RTS Charges Annual Readiness to Serve charges for water purchased in prior years.
8R	ASSESSMENTS DUE - Other Adjustments Used as necessary for any other monetary adjustments needed to the Assessment Package.
8S	ASSESSMENTS DUE - DRO Total assessments due for Desalter Replenishment. Copied from [21L].
8T	ASSESSMENTS DUE - Total Due Total assessments. [8M] + [8N] + [8O] + [8P] + [8Q] + [8R] + [8S].
9A	Physical Production Fiscal year physical production by each Party.
9B	Voluntary Agreements (w/ Ag) Total of water provided to Agricultural Pool Parties.
9C	Assignments (w / Non-Ag) Total of water provided to Non-Agricultural Pool Parties.
9D	Other Adjustments Total of water received from, or provided to, another Appropriator. Also includes production off-sets.
9E	Actual FY Production (Assmnt Pkg Column 10I) Total adjusted production for the fiscal year. [9A] + [9B] + [9C] + [9D].
10A	Percent of Operating Safe Yield The Party's yearly percentage of Operating Safe Yield.
10B	Carryover Beginning Balance The beginning balance in each Annual Account. This number carries forward from the ending balance in the previous period Assessment Package.
10C	Prior Year Adjustments This number reflects the adjusted production rights from a previous Assessment Package, in the event that corrections are needed.
10D	Assigned Share of Operating Safe Yield The Party's yearly volume of Operating Safe Yield.
10E	Net Ag Pool Reallocation Reallocation of Ag Pool Safe Yield. Copied from [16E]. The calculations that lead to this are made on Page 16.1.
10F	Water Transaction Activity Water transactions. Copied from [14E]. The calculations that lead to this are made on Page 14.1.
10G	Other Adjustments This number reflects adjusted production rights, in the event that corrections are needed.
10H	Annual Production Right Current Year Production Right. [10B] + [10C] + [10D] + [10E] + [10F] + [10G].
10I	Actual Fiscal Year Production Fiscal year production, including Assignments and Voluntary Agreements, from CBWM's production system (as verified by each Party on their Water Activity Report). Includes a sub note subtracting Desalter production.
10J	Storage and Recover Program(s) Total exchanges for the period (July 1 - June 30) including MZ1 forbearance and DYY deliveries (as reported to CBWM by IEUA and TVMWD and as verified by each Party on their Water Activity Report). A DYY in-lieu "put" is shown as a positive number and a DY
10K	Total Production and Exchanges Actual production [10I] <plus> Storage and Recovery exchanges [10J]. Includes a sub note subtracting Desalter production. Also known as Assessable Production.



Assessment Year 2022-2023 (Production Year 2021-2022)

Assessment Package References and Definitions

Column	Title Description
10L	Net Over-Production - 85/15% For 85/15 Rule participants: Production rights [10H] <minus> total production and exchanges [10K], equaling less than zero.
10M	Net Over-Production - 100% For non-85/15 Rule participants: Production rights [10H] <minus> total production and exchanges [10K], equaling less than zero. Includes a sub note subtracting Desalter production.
10N	Under Production Balances - Total Under-Produced Production rights [10H] <minus> total production and exchanges [10K], equaling more than zero.
10O	Under Production Balances - Carryover: Next Year Begin Bal Either total under-produced [10N] or share of Operating Safe Yield [10D], whichever is less.
10P	Under Production Balances - To Excess Carryover Account Total under produced [10N] <minus> Carryover to next year [10O], equaling more than zero.
11A	Excess Carry Over Account (ECO) - Beginning Balance The beginning balance in each ECO account. This carries forward from the ending balance in the previous period Assessment Package.
11B	Excess Carry Over Account (ECO) - 0.07% Storage Loss Beginning balance [11A] <times> -0.0007.
11C	Excess Carry Over Account (ECO) - Transfers To / (From) Total of water transferred to and from ECO and the Annual Account. Also includes Desalter Replenishment Obligation transfers.
11D	Excess Carry Over Account (ECO) - From Supplemental Storage Total of water transferred to and from Local Supplemental Storage accounts, as shown on Page 12.1.
11E	Excess Carry Over Account (ECO) - From Under-Production Total of water transferred from the Annual Account due to under production. Copied from [10P].
11F	Excess Carry Over Account (ECO) - Ending Balance The current balance in each ECO account. [11A] + [11B] + [11C] + [11D] + [11E].
12A	Recharged Recycled Account - Beginning Balance The beginning balance in each Recharged Recycled Account. This number carries forward from the ending balance in the previous period Assessment Package.
12B	Recharged Recycled Account - 0.07% Storage Loss Beginning balance [12A] <times> -0.0007.
12C	Recharged Recycled Account - Transfers To / (From) Total recharged recycled water credited to each Party for the year, as provided by IEUA. Also includes Desalter Replenishment Obligation transfers.
12D	Recharged Recycled Account - Transfer to ECO Account Total of water transferred to the ECO Account, as shown on Page 11.1.
12E	Recharged Recycled Account - Ending Balance The current balance in each Recharged Recycled account. [12A] + [12B] + [12C] + [12D].
12F	Quantified (Pre 7/1/2000) Account - Beginning Balance The beginning balance in each Quantified Supplemental Account. This number carries forward from the ending balance in the previous period Assessment Package.
12G	Quantified (Pre 7/1/2000) Account - 0.07% Storage Loss Beginning balance [12F] <times> -0.0007.
12H	Quantified (Pre 7/1/2000) Account - Transfers To / (From) Total of water transferred to and from the Annual Account. Also includes Desalter Replenishment Obligation transfers.
12I	Quantified (Pre 7/1/2000) Account - Transfer to ECO Account Total of water transferred to the ECO Account, as shown on Page 11.1.



Assessment Year 2022-2023 (Production Year 2021-2022)

Assessment Package References and Definitions

Column	Title Description
12J	Quantified (Pre 7/1/2000) Account - Ending Balance The current balance in each Quantified Supplemental account. [12F] + [12G] + [12H] + [12I].
12K	New (Post 7/1/2000) Account - Beginning Balance The beginning balance in each New Supplemental Account. This number carries forward from the ending balance in the previous period Assessment Package.
12L	New (Post 7/1/2000) Account - 0.07% Storage Loss Beginning balance [12K] <times> -0.0007.
12M	New (Post 7/1/2000) Account - Transfers To / (From) Total of water transferred to and from the Annual Account. Also includes Desalter Replenishment Obligation transfers.
12N	New (Post 7/1/2000) Account - Transfer to ECO Account Total of water transferred to the ECO Account, as shown on Page 11.1.
12O	New (Post 7/1/2000) Account - Ending Balance The current balance in each New Supplemental Account. [12K] + [12L] + [12M] + [12N].
12P	Combined - Ending Balance The combined amount in all supplemental storage accounts [12E] + [12J] + [12O].
13A	Dedicated Replenishment - Beginning Balance The beginning balances in each Dedicated Replenishment account. These numbers carry forward from the ending balances in the previous period Assessment Package.
13B	Dedicated Replenishment - Water Purchases Where applicable, the total of water purchased by each Dedicated Replenishment account.
13C	Dedicated Replenishment - Transfers To Where applicable, the total of water transferred to each Dedicated Replenishment account. Includes transfers from Exhibit "G" Section 10 Form A, and transfers from the Annual Account.
13D	Dedicated Replenishment - Transfers From Total of water transferred from each Dedicated Replenishment account. Amounts in this column goes to column [21D] on page 21.1.
13E	Dedicated Replenishment - Ending Balance The current balances in each Dedicated Replenishment account. [13A] + [13B] + [13C] + [13D].
13F	Storage and Recovery - Beginning Balance The beginning balance in the Storage and Recovery (DYY) Account. This number carries forward from the ending balance in the previous period Assessment Package.
13G	Storage and Recovery - Storage Loss Beginning balance [13F] <times> -0.0007.
13H	Storage and Recovery - Transfers To Total of water transferred to the Storage and Recovery Account ("puts").
13I	Storage and Recovery - Transfers From Total of water transferred from the Storage and Recovery Account ("takes").
13J	Storage and Recovery - Ending Balance The current balance in the Storage and Recovery Account. [13F] + [13G] + [13H] + [13I].
14A	Water Transactions - Assigned Rights Total of assigned transactions for this period, including annual water transfers/leases between Appropriators and/or from Appropriators to Watermaster for replenishment purposes, and also the Exhibit "G" physical solution transfers from the Non-Ag Pool.
14B	Water Transactions - General Transfer Total of water transfers between Parties for this period.
14C	Water Transactions - Transfers (To) / From ECO Account Total of water transferred between the Annual Account and ECO Account.



Assessment Year 2022-2023 (Production Year 2021-2022)

Assessment Package References and Definitions

Column	Title	Description
14D	Water Transactions - Transfers (To) Desalter Replenishment	Total of water transferred from the ECO Account to the Desalter Replenishment Account.
14E	Water Transactions - Total Water Transactions	Total water transactions. [14A]+ [14B] + [14C] + [14D]. This column is used to populate [10F].
15A	Prior Conversion	Prior Land Use Conversion in acre-feet.
15B	Conversion @ 1.3 af/ac - Acres	Converted parcels in acres at 1.3 acre-feet per acre.
15C	Conversion @ 1.3 af/ac - Acre-Feet	Converted parcels in acre-feet at 1.3 acre-feet per acre. [15B] <times> 1.3.
15D	Total Prior to Peace Agrmt Converted AF	Total Land Use Conversion in acre-feet prior to the Peace Agreement. [15A] + [15C].
15E	Conversion @ 2.0 af/ac - Acres	Converted parcels in acres at 2.0 acre-feet per acre.
15F	Conversion @ 2.0 af/ac - Acre-Feet	Converted parcels in acre-feet at 2.0 acre-feet per acre. [15E] <times> 2.0.
15G	Total Land Use Conversion Acre-Feet	Total Land Use Conversion in acre-feet for each Party. [15D] + [15F].
16A	% Share of Operating Safe Yield	The Party's yearly percentage of Operating Safe Yield. Copied from [10A].
16B	Reallocation of Agricultural Pool Safe Yield - Safe Yield Reduction	The Party's percent share of Operating Safe Yield [16A] multiplied by 5,000.
16C	Reallocation of Agricultural Pool Safe Yield - Land Use Conversions	Total land use conversions claimed on Page 15.1 (as verified by each Party on their Water Activity Report). Copied from [15G].
16D	Reallocation of Agricultural Pool Safe Yield - Early Transfer	The remaining Agricultural Pool Safe Yield (82,800 <minus> Agricultural Pool Production <minus> Safe Yield Reduction <minus> Land Use Conversion) multiplied by percent share of Operating Safe Yield [16A].
16E	Reallocation of Agricultural Pool Safe Yield - Total Ag Pool Reallocation	Each Party's Agricultural Pool Reallocation. [16B] + [16C] + [16D]. This column is used to populate [10E].
17A	Outstanding Obligation (AF)	The amount of obligation carried over from prior Assessment Package(s) that were not met due to various reasons, including but not limited to MWD not having replenishment water available to purchase.
17B	Fund Balance (\$)	The amount of money collected or owed for replenishment assessments from prior Assessment Packages(s).
17C	Outstanding Obligation (\$)	The amount of money that each Party owes or is credited based on current replenishment rate. [17A] <times> [CURRENT RATE] <minus> [17B].
17D	AF Production and Exchanges	Each Party's total production and exchanges. Copied from [10K].
17E	85/15 Producers	The total production and exchanges of 85/15 Producers only.
17F	Percent	The percentage of each 85/15 Producer's total production and exchanges [17E] divided by the sum of [17E].



Assessment Year 2022-2023 (Production Year 2021-2022)

Assessment Package References and Definitions

Column	Title	Description
17G	15%	If an 85/15 Producer, then the 85/15 Producers' total Outstanding Obligation (\$) at 15%, multiplied by their production and exchanges percentage. [17C] total of 85/15 Producers <times> 15% <times> [17F].
17H	85%	If an 85/15 Producer, then the Outstanding Obligation (\$) at 85%.
17I	100%	If not an 85/15 Producer, then the Outstanding Obligation (\$) at 100%.
17J	Total	The total CURO for the year. [17G] + [17H] + [17I].
18A	Desalter Production - Pre-Peace II Desalter Production	Production from the Pre-Peace II Desalter Wells.
18B	Desalter Production - Peace II Desalter Expansion Production	Production from the Peace II Desalter Expansion Wells.
18C	Desalter Production - Total	The combined production from all Desalter Wells. [18A] + [18B].
18D	Desalter Replenishment - Desalter (aka Kaiser) Account PIIA, 6.2 (a)(i)	Credit applied to the total Desalter Production from the Kaiser account.
18E	Desalter Replenishment - Paragraph 31 Settlement Agreements Dedication PIIA, 6.2(a)(ii)	Credit applied to the total Desalter Production from "dedication of water from the Overlying (Non-Agricultural) Pool Storage Account or from any contribution arising from an annual authorized Physical Solution Transfer in accordance with amended Exhibit G
18F	Desalter Replenishment - "Leave Behind" Losses PIIA, 6.2(a)(iv)	Credit applied to the total Desalter Production from "any declared losses from storage in excess of actual losses enforced as a "Leave Behind".
18G	Desalter Replenishment - Safe Yield Contributed by Parties PIIA, 6.2(a)(v)	Credit applied to the total Desalter Production from "Safe Yield that may be contributed by the parties."
18H	Desalter Replenishment - Controlled Overdraft / Re-Op, PIIA, 6.2(a)(vi) - Allocation to Pre-Peace II Desalters	The 225,000 AF portion of the 400,000 AF Controlled Overdraft that was originally allocated to the Pre-Peace II Desalter production.
18I	Desalter Replenishment - Controlled Overdraft / Re-Op, PIIA, 6.2(a)(vi) - Allocation to All Desalters	The 175,000 AF portion of the 400,000 AF Controlled Overdraft that was originally allocated to the Peace II Desalter Expansion production but is now allocated to all Desalter production per set schedule.
18J	Desalter Replenishment - Controlled Overdraft / Re-Op, PIIA, 6.2(a)(vi) - Balance	The remaining balance of the 400,000 AF Controlled Overdraft.
18K	Desalter Replenishment - Appropriative Pool DRO Contribution PIIA, 6.2(b)(ii)	The 10,000 AF contribution to the Desalter Replenishment Obligation by the Appropriative Pool.
18L	Desalter Replenishment - Non-Ag OBMP Assessment (10% Haircut) PIIA, 6.2(b)(i)	The 10% of the Non-Agricultural Pool Safe Yield used to offset the total Desalter Replenishment Obligation beginning with production year 2016/2017.
18M	Remaining Desalter Replenishment Obligation PIIA, 6.2(b)(iii)	Total Desalter Production minus Desalter Replenishment. [18C] - [18D] - [18E] - [18F] - [18G] - [18H] - [18I] - [18K] - [18L].
19A	Percent of Operating Safe Yield	The Party's yearly percentage of Operating Safe Yield. Copied from [10A].
19B	Land Use Conversions	Total Land Use Conversion in acre-feet for each Party. Copied from [15G].
19C	Percent of Land Use Conversions	Each Party's pro rata share of Land Use Conversions [19B] from the total of [19B].



Assessment Year 2022-2023 (Production Year 2021-2022)

Assessment Package References and Definitions

Column	Title Description
19D	85% DROC Based on Percent OSY Each Party's share of the 10,000 AF Desalter Replenishment Obligation based on OSY. $10,000 \times 0.85 \times [19A]$.
19E	15% DROC Based on Percent of LUC Each Party's share of the 10,000 AF Desalter Replenishment Obligation based on Percent of Land Use Conversions. $10,000 \times 0.15 \times [19C]$.
19F	Total Desalter Replenishment Each Party's share of the 10,000 AF Desalter Replenishment Obligation. $[19D] + [19E]$.
20A	Assigned Share of Operating Safe Yield The Party's yearly volume of Operating Safe Yield. Copied from [10D].
20B	Physical Production Adjustment Calculation - Physical Production Fiscal year physical production by each Party. Copied from [9A].
20C	Physical Production Adjustment Calculation - 50% of Voluntary Agreements with Ag Total of water provided to Agricultural Pool Parties multiplied by 50%. $[9B] \times 0.50$.
20D	Physical Production Adjustment Calculation - Assignments with Non-Ag Total of water provided to Non-Agricultural Pool Parties. Copied from [9C].
20E	Physical Production Adjustment Calculation - Storage and Recovery Programs Total exchanges for the period (July 1 - June 30) including MZ1 forbearance and DYY deliveries (as reported to CBWM by IEUA and TVMWD and as verified by each Party on their Water Activity Report). Copied from [10J].
20F	Physical Production Adjustment Calculation - Other Adjustments Total of water received from, or provided to, another Appropriator. Also includes production off-sets. Copied from [9D] but does not include production adjustments to prevent a negative annual production to a Party.
20G	Physical Production Adjustment Calculation - Total Adjusted Production Each Party's Adjusted Physical Production. $[20B] + [20C] + [20D] + [20E] + [20F]$.
20H	RDRO Calculation - Total Production and OSY Basis The sum of each Party's Adjusted Physical Production and Assigned Share of Operating Safe Yield. $[20A] + [20G]$.
20I	RDRO Calculation - Percentage The percentage of each Party's Adjusted Physical Production and Assigned Share of Operating Safe Yield basis. $[20H]$ divided by the sum of $[20H]$.
20J	RDRO Calculation - Individual Party RDRO Each Party's pro rata share of the Remaining Desalter Replenishment Obligation. $[20I] \times \text{Total RDRO}$.
21A	Desalter Replenishment Obligation in AF - Desalter Replenishment Obligation Contribution (DROC) Each Party's share of the 10,000 AF Desalter Replenishment Obligation Contribution. Copied from [19F].
21B	Desalter Replenishment Obligation in AF - Remaining Desalter Replenishment Obligation (RDRO) Each Party's pro rata share of the Remaining Desalter Replenishment Obligation. Copied from [20J].
21C	Desalter Replenishment Obligation in AF - Total Desalter Replenishment Obligation The sum of Desalter Replenishment Obligation Contribution, and Remaining Desalter Replenishment Obligation. $[21A] + [21B]$.
21D	Total DRO Fulfillment Activity - Transfer from Dedicated Replenishment Account Total of water transferred from Desalter Dedicated Replenishment Account to satisfy the desalter replenishment obligation.
21E	Total DRO Fulfillment Activity - Transfer from Excess Carry Over Storage Account Total of water transferred from Excess Carry Over Storage Account to satisfy the desalter replenishment obligation.
21F	Total DRO Fulfillment Activity - Transfer from Recharged Recycled Storage Account Total of water transferred from Recharged Recycle Storage Account to satisfy the desalter replenishment obligation.
21G	Total DRO Fulfillment Activity - Transfer from Quantified Storage Account Total of water transferred from Quantified Storage Account to satisfy the desalter replenishment obligation.



Assessment Year 2022-2023 (Production Year 2021-2022)

Assessment Package References and Definitions

Column	Title Description
21H	Total DRO Fulfillment Activity - Transfer from Post 7/1/2000 Storage Account Total of water transferred from Post 7/1/2000 Storage Account to satisfy the desalter replenishment obligation.
21I	Total DRO Fulfillment Activity - Replenishment Water Purchase Total of water purchased to satisfy the desalter replenishment obligation.
21J	Total DRO Fulfillment Activity - Total Transfers and Water Purchases The sum of all transfers and purchases to satisfy the desalter replenishment obligation. [21D] + [21E] + [21F] + [21G] + [21H] + [21I].
21K	Assessments - Residual DRO (AF) Total residual Desalter Replenishment Obligation after transfers and purchases. [21C] + [21J].
21L	Assessments - Assessments Due On Residual DRO (\$) Total assessments due for Desalter Replenishment. [21K] <times> [Current Replenishment Rate]. This column is used to populate [8S].
26A	FY 2016/2017 Water Purchases - Purchased Water in AF - 20160623 - RO The amount of water purchased to satisfy the accumulated replenishment obligation through the end of production year 2014/15. Water was delivered in October 2016.
26B	FY 2016/2017 Water Purchases - Purchased Water in AF - 20160623 - DRO The amount of water purchased to be used towards the Desalter Replenishment Obligation. Water was delivered in October 2016.
26C	FY 2016/2017 Water Purchases - Purchased Water in AF - 20161216 - DRO The amount of water purchased to be used towards the Desalter Replenishment Obligation. Water was delivered in December 2016.
26D	FY 2016/2017 Water Purchases - Purchased Water in AF - 20170418 - RO The amount of water purchased to satisfy production year 2015/16 replenishment obligation. Water was delivered in April 2018.
26E	FY 2016/2017 Water Purchases - Purchased Water in AF - 85/15 Breakdown - AF @ 100% The amount of water purchased subject to 100% RTS rate. This applies to: DRO water; RO water of non-85/15 Pool 3 producers; and RO water of Pool 2 producers. 1) Pool 3, 85/15 Ineligible: [26A] + [26B] + [26C] + [26D]. 2) Pool 3, 85/15 Eligible: [26B] + [26D].
26F	FY 2016/2017 Water Purchases - Purchased Water in AF - 85/15 Breakdown - AF @ 85/15 The amount of water purchased subject to the 85/15 Rule. This applies to RO water of 85/15 Pool 3 producers. 1) Pool 3, 85/15 Eligible: [26A] + [26D].
26G	FY 2016/2017 Water Purchases - Purchased Water in AF - 85/15 Breakdown - AF Total Total water purchased by each Appropriative Pool or Non-Agricultural Pool Party. [26E] + [26F].
26H	FY 2016/2017 Water Purchases - 2015/16 Prod & Exch From 85/15 Producers - Acre-Feet Total production and exchanges of 85/15 Producers from fiscal year 2015/16. This is the basis of the 85/15 Rule for water purchased in fiscal year 2016/17.
26I	FY 2016/2017 Water Purchases - 2015/16 Prod & Exch From 85/15 Producers - Percent The percentage of each 85/15 Producer's total production and exchanges. [26H] divided by the sum of [26H].
26J	FY 2016/2017 Water Purchases - Year 3 RTS Charges - 15% If an 85/15 Producer, then each 85/15 Producer's share of the total RTS charge of 85/15 eligible water. "Total RTS Charge" <divided by> "Total Water Purchased" <times> 0.15 <times> [26F] Total <times> [26I].
26K	FY 2016/2017 Water Purchases - Year 3 RTS Charges - 85% If an 85/15 Producer, then their RTS charge of 85/15 eligible water at 85%. "Total RTS Charge" <divided by> "Total Water Purchased" <times> [26F] <times> 0.85.
26L	FY 2016/2017 Water Purchases - Year 3 RTS Charges - 100% RTS charge on all water not subject to the 85/15 Rule. "Total RTS Charge" <divided by> "Total Water Purchased" <times> [26E].
26M	FY 2017/2018 Water Purchase - Purchased Water in AF - 20171211 - RO The amount of water purchased to satisfy replenishment obligations through the end of production year 2014/15. Water was delivered in December 2017.
26N	FY 2017/2018 Water Purchase - Purchased Water in AF - 20171211 - DRO The amount of water purchased to be used towards the Desalter Replenishment Obligation. Water was delivered in December 2017.



Assessment Year 2022-2023 (Production Year 2021-2022)

Assessment Package References and Definitions

Column	Title Description
26O	FY 2017/2018 Water Purchase - 2016/17 Prod & Exch From 85/15 Producers - Acre-Feet Total production and exchanges of 85/15 Producers from fiscal year 2016/17. This is the basis of the 85/15 Rule for water purchased in fiscal year 2017/18.
26P	FY 2017/2018 Water Purchase - 2016/17 Prod & Exch From 85/15 Producers - Percent The percentage of each 85/15 Producer's total production and exchanges. [26O] divided by the sum of [26O].
26Q	FY 2017/2018 Water Purchase - Year 2 RTS Charges - 15% If an 85/15 Producer, then each 85/15 Producer's share of the total RTS charge of 85/15 eligible water in [26M].
26R	FY 2017/2018 Water Purchase - Year 2 RTS Charges - 85% If an 85/15 Producer, then their RTS charge of 85/15 eligible water in [26M] at 85%.
26S	FY 2017/2018 Water Purchase - Year 2 RTS Charges - 100% RTS charge on all water in [26N] and water not subject to the 85/15 Rule in [26M].
26T	TOTAL RTS CHARGES Total RTS Charge. [26J] + [26K] + [26L] + [26Q] + [26R] + [26S].

DRAFT

CHINO BASIN WATERMASTER

II. BUSINESS ITEMS

D. RESOLUTION TO LEVY REPLENISHMENT AND ADMINISTRATIVE ASSESSMENTS FOR FISCAL YEAR 2022/23, BASED ON PRODUCTION YEAR 2021/22



CHINO BASIN WATERMASTER

9641 San Bernardino Road, Rancho Cucamonga, CA 91730
Tel: 909.484.3888 Fax: 909.484.3890 www.cbwm.org

PETER KAVOUNAS, P.E.
General Manager

STAFF REPORT

DATE: November 17, 2022

TO: Advisory Committee and Board Members

SUBJECT: Resolution to Levy Replenishment and Administrative Assessments for Fiscal Year 2022/23, Based on Production Year 2021/22. (Business Item II.D.)

SUMMARY:

Issue: A resolution is required for the Chino Basin Watermaster to levy administrative, special project, and replenishment assessments for Fiscal Year 2022/23. [Within WM Duties and Powers]

Recommendation:

Advisory Committee: Recommend to the Watermaster Board to adopt Resolution 2022-10 as presented.

Board Members: Adopt Resolution 2022-10 as presented.

Financial Impact: Collection of the assessments according to the Assessment Package creates the funds that are used during the current fiscal year for budgeted expenses.

Future Consideration

Advisory Committee – November 17, 2022: Advice and assistance

Watermaster Board – November 17, 2022: Approval

ACTIONS:

Appropriative Pool – November 10, 2022: Provided advice and assistance.

Non-Agricultural Pool – November 10, 2022: Gave their representatives discretionary authority to vote at Advisory Committee and Board meetings subject to changes which they deem necessary.

Agricultural Pool – November 10, 2022: Provided advice and assistance.

Advisory Committee – November 17, 2022:

Watermaster Board – November 17, 2022:

Watermaster's function is to administer and enforce provisions of the Judgment and subsequent orders of the Court, and to develop and implement an Optimum Basin Management Program

BACKGROUND

Watermaster issues an Assessment Package annually based on the previous production year (July 1 through June 30). Production information is generally collected quarterly, and other necessary information is collected annually. The Assessment Package creates funds that are used during the current fiscal year for budgeted expenses. Assessments are based on the approved budget divided by the total assessable production in the Basin.

Watermaster is endowed with powers to levy and collect administrative, special project, and replenishment assessments necessary to maintain water levels and to cover the cost of administering the Chino Basin Restated Judgment. A resolution of the Watermaster Board is needed to levy the assessments and issue invoices to parties. Pursuant to the Restated Judgment, each party has thirty (30) days from the date of invoice to remit the payment for assessments due. After that date, interest will accrue on any portion which was due as provided for in Section 55(c) of the Restated Judgment.

DISCUSSION

The draft Fiscal Year 2022/23 Assessment Package is being considered for approval this month under Business Item II.C. and Resolution 2022-10 has been drafted for the Watermaster Board's consideration.

If Resolution 2022-10 is approved through the Watermaster process in November 2022, the invoices will be emailed in late November and assessments will be due 30 days later.

The Pool Committees, at their November 10, 2022 meetings, had an opportunity to review the resolution and offered the same advice as that pertaining to the Assessment Package.

ATTACHMENTS

1. Resolution 2022-10: A resolution of the Chino Basin Watermaster levying administrative, replenishment, and special project assessments for Fiscal Year 2022/23

RESOLUTION 2022-10

**A RESOLUTION OF THE CHINO BASIN WATERMASTER
LEVYING ADMINISTRATIVE, REPLENISHMENT, AND SPECIAL PROJECT ASSESSMENTS
FOR FISCAL YEAR 2022-2023**

WHEREAS, the Chino Basin Watermaster was appointed on January 27, 1978, under Case No. RCVRS 51010 (formerly case No. SCV 164327) entitled Chino Basin Municipal Water District v. City of Chino, et al., with powers to levy and collect administrative and replenishment assessments necessary to maintain water levels and to cover the cost of administering the Chino Basin Judgment; and

WHEREAS, the Watermaster Advisory Committee approved and the Watermaster Board adopted the Fiscal Year 2022-2023 Budget on May 26, 2022 and subsequently amended on September 8, 2022, to carry out the necessary Watermaster functions under the Judgment; and

WHEREAS, the parties named in this Judgment have pumped 45.9 acre-feet of water in excess of the operating safe yield, which is required to be replaced at the expense of the parties in accordance with the assessment formulas for the respective pools.

NOW, THEREFORE, BE IT RESOLVED that the Chino Basin Watermaster levies the respective assessments for each pool effective November 17, 2022 as shown on Exhibit "A" attached hereto.

BE IT FURTHER RESOLVED, that pursuant to the Judgment, each party has thirty (30) days from the date of invoice to remit the amount of payment for assessments due. After that date, interest will accrue on that portion which was due as provided for in Section 55 (c) of the Restated Judgment.

THE FOREGOING RESOLUTION was
ADOPTED by the Watermaster Board on the 17th day of November 2022.

By: _____
Chair – Watermaster Board

ATTEST:

Secretary/Treasurer – Watermaster Board

Exhibit "A"
Resolution 2022-10

Summary of Assessments
Fiscal Year 2022-2023
Production Year 2021-2022

1. OVERLYING (NON-AGRICULTURAL) POOL		
a.	2022-2023 Budget	\$ <u>33.44</u> Per AF - Admin. \$ <u>53.24</u> Per AF - OBMP
b.	Replenishment	\$ <u>811.00</u> Per AF
c.	CURO	\$ <u>1,080.71</u> Total
2. APPROPRIATIVE POOL		
a.	Administration	
	1. 2022-2023 Budget	\$ <u>33.44</u> Per AF - Admin. \$ <u>53.24</u> Per AF - OBMP
	2. Ag Pool Reallocated	\$ <u>11.58</u> Per AF - Admin. \$ <u>18.44</u> Per AF - OBMP
b.	100% Net Replenishment	\$ <u>811.00</u> Per AF
c.	15/85 Water Activity	
	15% Replenishment Assessments	\$ <u>2,411.10</u> Total
	15% Water Transaction Activity	\$ <u>988,410.46</u> Total
d.	CURO	\$ <u>34,847.59</u> Total
e.	Pomona Credit	\$ <u>66,667.00</u> Total
f.	Recharge Debt Payment	\$ <u>482,302.00</u> Total
g.	Recharge Improvement Project	\$ <u>358,000.00</u> Total

STATE OF CALIFORNIA)
) ss
COUNTY OF SAN BERNARDINO)

I, Bob Kuhn, Secretary/Treasurer of the Chino Basin Watermaster, DO HEREBY CERTIFY that the foregoing Resolution being No. 2022-10, was adopted at a regular meeting of the Chino Basin Watermaster Board on November 17, 2022 by the following vote:

AYES: 0
NOES: 0
ABSENT: 0
ABSTAIN: 0

CHINO BASIN WATERMASTER

Secretary

Date: November 17, 2022

THIS PAGE
LEFT
INTENTIONALLY
BLANK
FOR PAGINATION

CHINO BASIN WATERMASTER

III. REPORTS/UPDATES (Advisory Committee Only)

E. INLAND EMPIRE UTILITIES AGENCY

1. MWD Update (Written)
2. State and Federal Legislative Reports (Written)
3. Community Outreach/Public Relations Report (Written)



CHINO BASIN WATERMASTER

ADVISORY COMMITTEE

November 17, 2022

INLAND EMPIRE UTILITIES AGENCY REPORTS

The following items are provided for receive and file.

- Metropolitan Water District Activities Report
- Water Supply Conditions
- State and Federal Legislative Reports
- Community Outreach/Public Relations Report

For more info contact:

 Cathleen Pieroni, IEUA

 cpieroni@ieua.org

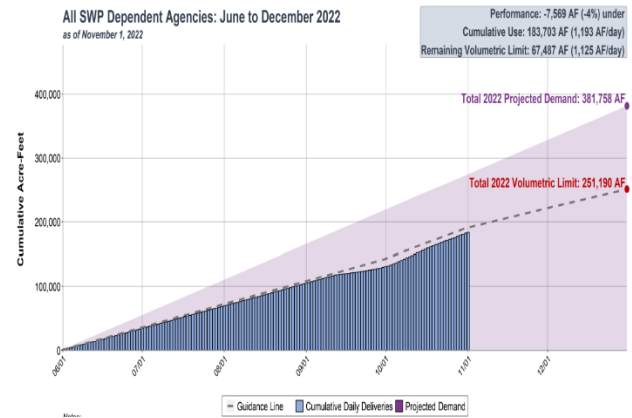
 909.217.6943

See www.MWDh2o.com for the latest information from MWD and tune into livestream broadcasts of meetings

DROUGHT STATUS

MWD continued to stay within its State Water Project (SWP) Allocation through September.

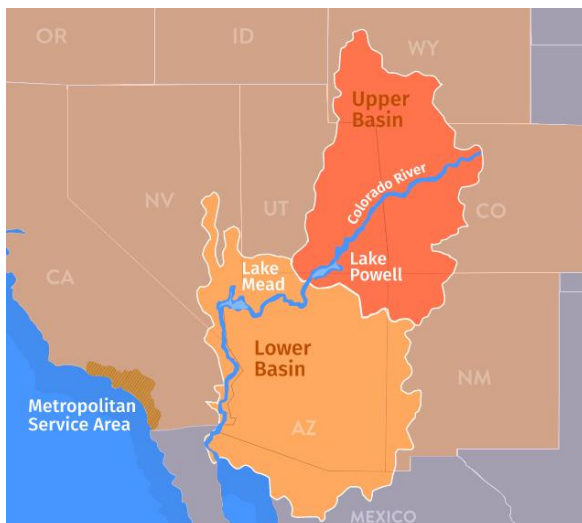
- Reductions are made possible with conservation and a switch onto local supplies and storage.
- The initial Table A Allocation for water year 2022-23 is anticipated to be very low as MWD and Department of Water Resources (DWR) storage has been largely depleted.



SUPPLY RELIABILITY

Shortage on Two Fronts

MWD SWP dependent agencies have been facing imported water allocations since June 2022. These agencies were the most stressed by limited SWP supplies compared to agencies that can utilize Colorado River supplies. But now the Colorado River is facing challenges of its own. As shortage conditions on the river persist and storage in Lake Mead drops, it is expected that non-SWP dependent Metropolitan agencies will begin allocations in early-mid Spring of 2023.



Change in MWD's Board Leadership

MWD is currently undergoing Board elections.

- On October 11, 2022, the MWD Board of Directors elected Mr. Adán Ortega (San Fernando) to serve a two-year term as the new Chairman of the Board starting January 1, 2022.
- On November 8, 2022, MWD is scheduled to nominate and elect a Board Secretary for a two-year term starting January 1, 2022.

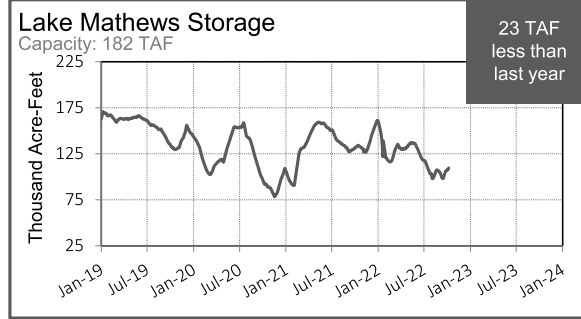
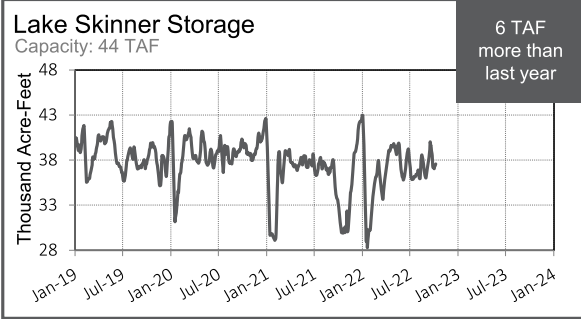
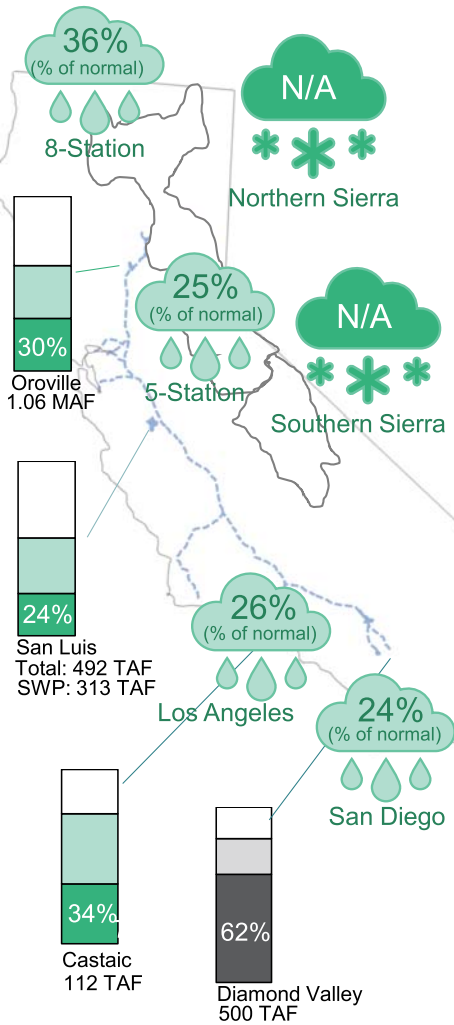
Metropolitan's Turf Assessment

MWD has created a turf dashboard to help its member agencies determine where the potential for non-functional turf removal exists in their service area. Current estimates by the tool total 8.3 billion sq ft of functional turf and 1.2 billion sq ft of non-functional turf in MWD's service area. A breakdown of turf in the region is expected to be shared with the MWD Board of Directors at an upcoming board meeting.

bewaterwise.com



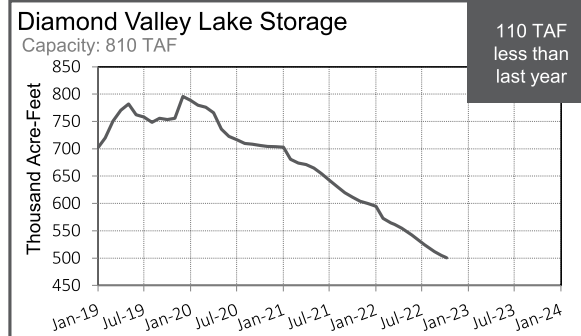
Metropolitan Resources



MWD WSDM Storage

Calendar Year 2022

	Take Capacity
Colorado River Aqueduct Delivery System	121 TAF
State Water Project System	185 TAF
In-Region Supplies and WSDM Actions	426 TAF
Other Programs	11 TAF
Total WSDM Storage Take Capacity	743 TAF



Highlights

- Snowpack in the Sierra and Sacramento River runoff will be published around December 1, 2022
- Snowpack in the Upper Colorado River Basin is 1.9 inches or 190% of normal for this time of the year
- For more information on the current drought, including the Emergency Conservation Program tracking:
 - <https://www.mwdh2o.com/how-we-plan/drought/>

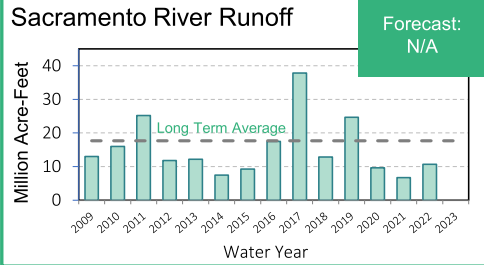
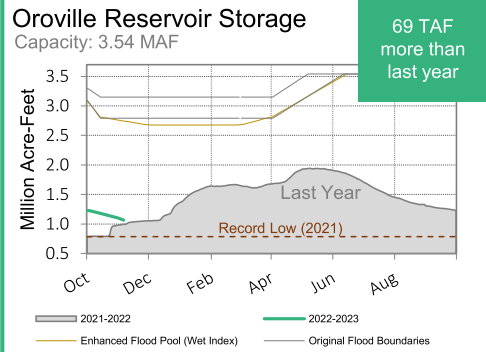
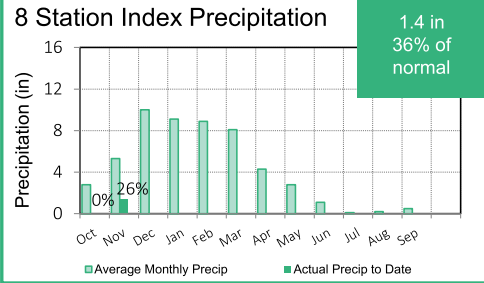
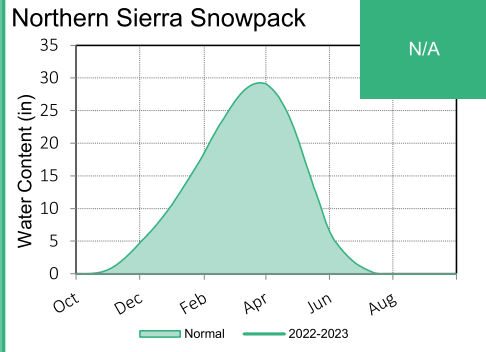


This report is produced by the Water Resource Management Group and contains information from various federal, state, and local agencies. The Metropolitan Water District of Southern California cannot guarantee the accuracy or completeness of this information. Readers should refer to the relevant state, federal, and local agencies for additional or for the most up to date water supply information. Reservoirs, lakes, aqueducts, maps, watersheds, and all other visual representations on this report are not drawn to scale. Questions? Email mferreira@mwdh2o.com

<https://www.mwdh2o.com/WSCR>

State Water Project Resources

As of: 11/06/2022

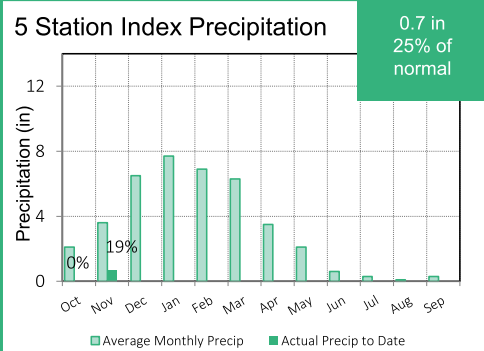
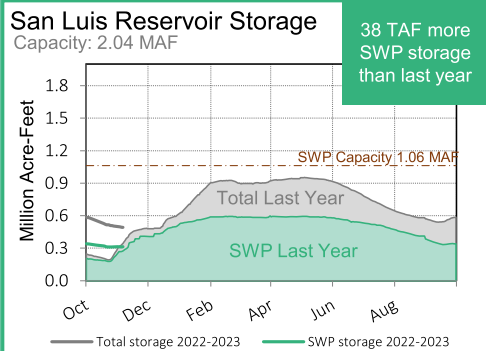


Other SWP Supplies

Calendar Year 2022

Carryover 38,000 AF (Est.)

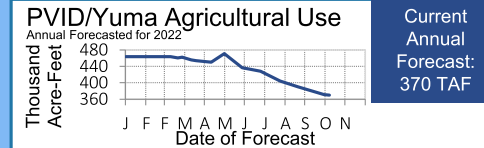
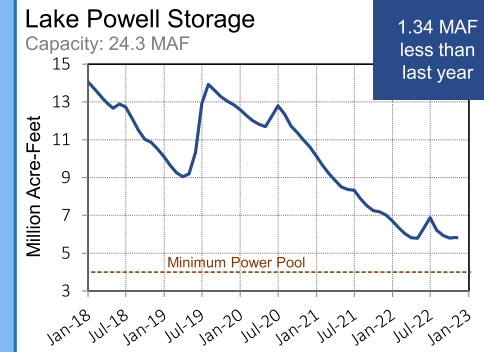
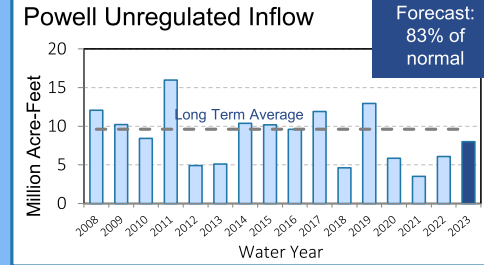
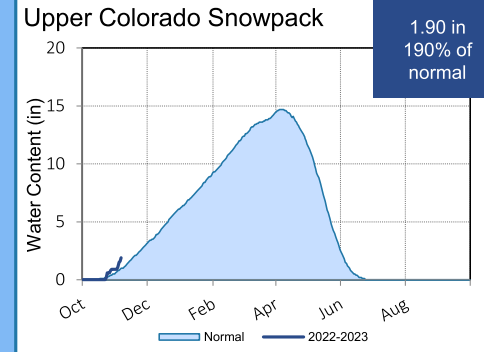
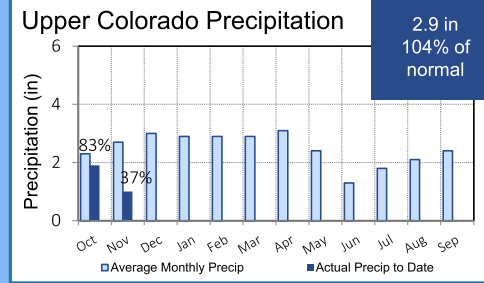
Human Health and Safety 134,000 AF



<https://www.mwdh2o.com/WSCR>

Colorado River Resources

As of: 11/06/2022

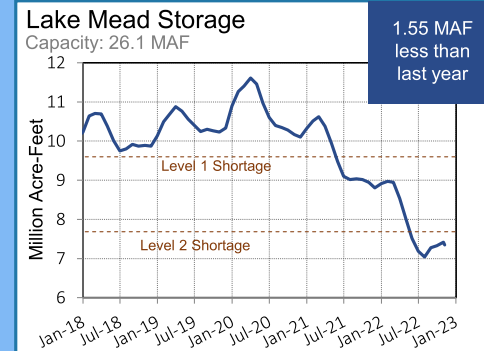


Projected Lake Mead ICS

Calendar Year 2022

Put (+) / Take (-)

-81,000 AF



Lake Mead Surplus/Shortage Outlook

	2023	2024	2025	2026
Surplus	0%	0%	0%	0%
Shortage	100%	93%	100%	93%
Metropolitan		77%	71%	67%
DCP*		282 TAF	302 TAF	293 TAF

Likelihood based on results from the August 2022 CRMMs in Ensemble Model/CRSS model run. Includes DCP Contributions.
* Chance of required DCP contribution by Metropolitan. Volume is average contribution when needed.

<https://www.mwdh2o.com/WSCR>

Inland Empire Utilities Agency, a Municipal Water District Federal Update

October 27, 2022

HHS Secretary Signs COVID-19 PHE Designation Extension

On October 13th, Secretary Xavier Becerra of the Department of Health and Human Services (HHS) signed an additional extension of the COVID-19 Public Health Emergency (PHE) designation. This latest extension is valid for an additional 90 days and is set to expire on January 11, 2023.

Senators Send Letter to EPA on PFAS Pollution Guidance

A group of Democratic Senators, including Senators Dianne Feinstein (D-CA) and Alex Padilla (D-CA), sent a letter to Environmental Protection Agency (EPA) Administrator Michael Regan to discuss per- and polyfluoroalkyl substances (PFAS) pollution. The letter urges EPA to address PFAS in National Pollutant Discharge Elimination System (NPDES) permits under the Clean Water Act (CWA) and to take steps to limit industrial PFAS discharges. The letter follows an April EPA guidance for federally issued CWA NPDES permits that recognizes the need to identify and control PFAS pollution sources and EPA's October 2021 PFAS Strategic Roadmap. The letter can be found [HERE](#).

White House Held Virtual Summit on Accelerating Infrastructure

On October 13th, the White House held a virtual summit on Accelerating Infrastructure. The overarching theme of the summit was "On Time. On Task. On Budget." The event, which occurred just a few weeks before the one-year anniversary of signing the Bipartisan Infrastructure Bill into law, highlighted many of the projects that have received funding from the legislation this past year, as well as share best practices for accelerating large-scale infrastructure projects. The White House Action Plan to accelerate infrastructure can be found [HERE](#) and the White House fact sheet can be found [HERE](#).

Treasury Department Seeks Input on IRA Tax Provisions

The Department of Treasury and the Internal Revenue Service issued six [Notices](#) requesting public input on several climate and clean energy tax incentives in the Inflation Reduction Act (IRA). The Notices seek initial input from the public on specific questions, as well as requests for general comments. While the public will have further opportunities to provide input as the implementation process unfolds, the Notices provide an early way for stakeholders to submit information that can help inform Treasury and the IRS's work. Comments are due November 4th.

A Look Ahead: What to Expect When Congress Returns after the Election

In mid-November, Congress will return to Washington, D.C. for the first time since the November election. Depending on the results of the election, Members may be returning to a great deal of change should the House and/or the Senate majorities change. Upon their return, Congress will begin working through organizing activities ahead of the new Congress (leadership elections, office selections, committee assignment and leadership). In addition to these organizing activities, there are also a few legislative items Congress will likely be focused on during the lame duck session:

- Fiscal Year 2023 Appropriations bills
- Water Resources Development Act
- National Defense Authorization Act
- National Flood Insurance Act Authorization Extension
- Temporary Assistance to Needy Families Authorization Extension

Federal Funding Opportunities/Announcements

EPA Awards \$6.4 Million in Research Grants for National Water Reuse Efforts. EPA announced two awards totaling \$6.4 million to support national efforts for expanded water reuse. The awardees are Iowa State University and the Water Research Foundation, and the funding will support water reuse innovation, information availability, and community engagement. More information can be found [HERE](#).

EPA Announces \$30 Million in WIIN Act Grants. EPA awarded \$30 million in funding for six projects under the Water Infrastructure Improvements for the Nation (WIIN) Act Grant program to address lead in water supplies and the removal of lead pipes. The list of projects can be found [HERE](#).

EPA Announces WIFIA Office Hours. EPA is hosting an office hours session for its Water Infrastructure Finance and Innovation Act (WIFIA) program on November 9th at 3:00 pm ET. Prospective program participants can ask EPA staff questions about the program and requirements for submitting Letters of Interest. The registration form for the session can be found [HERE](#).

EPA Awards \$9 Million in P2 Grants. EPA awarded \$9 million in Pollution Prevention (P2) Grants to 32 recipients. The grants provide states and tribes with funding to offer businesses technical assistance to prevent or reduce pollution. More information can be found [HERE](#).

EPA Awards \$913 Million for Clean School Bus Program. EPA awarded \$913 million for the Clean School Bus Program to 389 school districts in all 50 states, D.C., and several tribes and territories. The grant funding will assist school districts in purchasing zero or low-emission school buses and related infrastructure. EPA plans to award an additional \$52 million for the program in the coming weeks. The list of award recipients and more information can be found [HERE](#).

Reclamation Announces \$6.6 Million for Science and Technology Program. The Bureau of Reclamation (Reclamation) awarded \$6.6 million to 21 new research projects and 120 continuing, multi-year projects focused on new solutions to water and power challenges in western states. Project partners are expected to provide \$13.43 million in cost-sharing funds. More information can be found [HERE](#).

Reclamation Announces Veg Out Challenge. Reclamation announced the Veg Out Challenge, a new prize challenge aimed at managing aquatic vegetation in canals. \$345,000 in prizes are available for project solutions that reduce cost and labor requirements for vegetation management. Applications are due by January 11th, and more information can be found [HERE](#).

Reclamation Awards \$210 Million in BIL Drought Resilience Funding. Reclamation announced \$210 million in BIL funding for drought resilience projects in western states. The funding will develop 1.7 million acre-feet of additional water storage capacity and feasibility studies for additional water storage capacity. The full list of projects and more information can be found [HERE](#).

USDA Releases Application for \$1 Million in Water and Waste Disposal Technical Assistance and Training Grants. USDA announced it is accepting applications for \$1 million in funding through its Water and Waste Disposal Technical Assistance and Training Grants program. The program provides qualified nonprofit organizations with technical assistance and training to benefit homeowners and communities seeking water and waste disposal grants and loans. Applications are due by November 13th, and more information can be found [HERE](#).

Federal Agency Personnel/Regulatory Announcements

Federal Agencies Release Climate Adaptation and Resilience Progress Reports. In October, all federal agencies released their inaugural Climate Adaptation and Resilience Progress Reports. The reports are required by Executive Order 14057, “Catalyzing Clean Energy Industries and Jobs Through Federal Sustainability,” which created the Federal Sustainability Plan to strengthen climate resilience across the federal government. The reports for all agencies can be found [HERE](#), and a fact sheet on the reports can be found [HERE](#).

CDC Releases Report on PFAS EA Sites. The Centers for Disease Control released a final report titled “Findings Across Ten Exposure Assessment (EA) Sites.” The report documents exposure to seven different PFAS chemicals in drinking water in ten communities near military sites. The report summary can be found [HERE](#).

EPA Releases 20 Climate Adaptation Implementation Plans. EPA released 20 Climate Adaptation and Implementation Plans developed by its major offices, including national program offices and all ten regional offices. The plans follow EPA’s 2021 Climate Adaptation Action Plan that details the agency’s plan to address climate change and advance environmental justice (EJ). The reports released detail specific actions that each office will

take to address public health and climate resilience. The EPA major office reports can be found [HERE](#).

EPA Launches Off-site Stormwater Management Webpage. EPA launched its new Off-site Stormwater Management webpage to provide background information the issue and to be a repository for future updates regarding off-site stormwater management. The webpage can be found [HERE](#).

EPA Solicits Feedback on EJ Considerations for Development of Proposed LCRI. EPA announced it is holding a public meeting on November 1st at 5:00 pm ET to discuss and solicit input on environmental justice considerations related to the development of the proposed Lead and Copper Rule Improvements (LCRI) national primary drinking water regulation under the Safe Drinking Water Act. EPA is also accepting written comments on the proposal until November 15th. The public meeting registration form can be found [HERE](#), and more information can be found [HERE](#).

EPA Launches EJScreen Updates. EPA launched new updates to its EJ screening and mapping tool EJScreen. The updates include the addition of new data on U.S. territories, threshold maps which provides a cumulative outlook, and supplemental indexes providing socioeconomic information. The EJScreen tool can be found [HERE](#).

EPA Releases Two Online Tools for Environmental Enforcement and Compliance. EPA released two new online tools that provide additional information on environmental enforcement and compliance. EPA's [Enforcement and Compliance History Online](#) tool now incorporates EJ metrics for facilities, and the public can now access benzene concentrations from petroleum refineries on its [Benzene Fenceline Monitoring Dashboard](#).

##



October 28, 2022

To: Inland Empire Utilities Agency
From: Michael Boccadoro
Beth Olhasso
RE: October Report

Overview:

Affirming all of the other reports coming from climatologists, the National Oceanic Atmospheric Association (NOAA) has indicated in their 2022-23 Winter Outlook that below-average rainfall and snowpack are expected in a wide stretch of the United States including Southern California, the Southwest, the southern Rockies, the southern Plains, the Gulf Coast and much of the South.

The third consecutive year of drought, the driest on record persists in California. Reservoir levels continue to decline as the state remains at higher-than-normal temperatures for the fall. Lake Oroville is sitting at 62 percent of historical average and 32 percent capacity. San Luis Reservoir, the main south-of-Delta storage facility for the State Water Project, is at just 56 percent of average for this time of the year and 25 percent capacity.

Legislators will return to Sacramento in December to swear in new members and “organize” the session, but will return in earnest to start the legislative deliberations in January. With about one-third of the legislature retiring this year, there will be a lot of new members roaming the halls of the Capitol soon.

As the drought’s effects become more prevalent in the Delta, calls for increased environmental flows are getting louder amongst environmental groups. The Federal Government has started a process to determine if the longfin smelt should be listed as an endangered species. Finally, a member of Congress in a tight race in the San Joaquin Valley has introduced a bill to bar the Federal Government from issuing the necessary permits for Delta Conveyance.

DWR has initiated the every five-year update of The California Water Plan. The CA Water Plan is the State’s strategic plan for sustainably and equitably managing and developing resources for current and future generations. Update 2023 will include updated resources management strategies, regional planning and performance tools, water balances, future scenarios, and other technical and policy-related activities related to water resilience and sustainability.

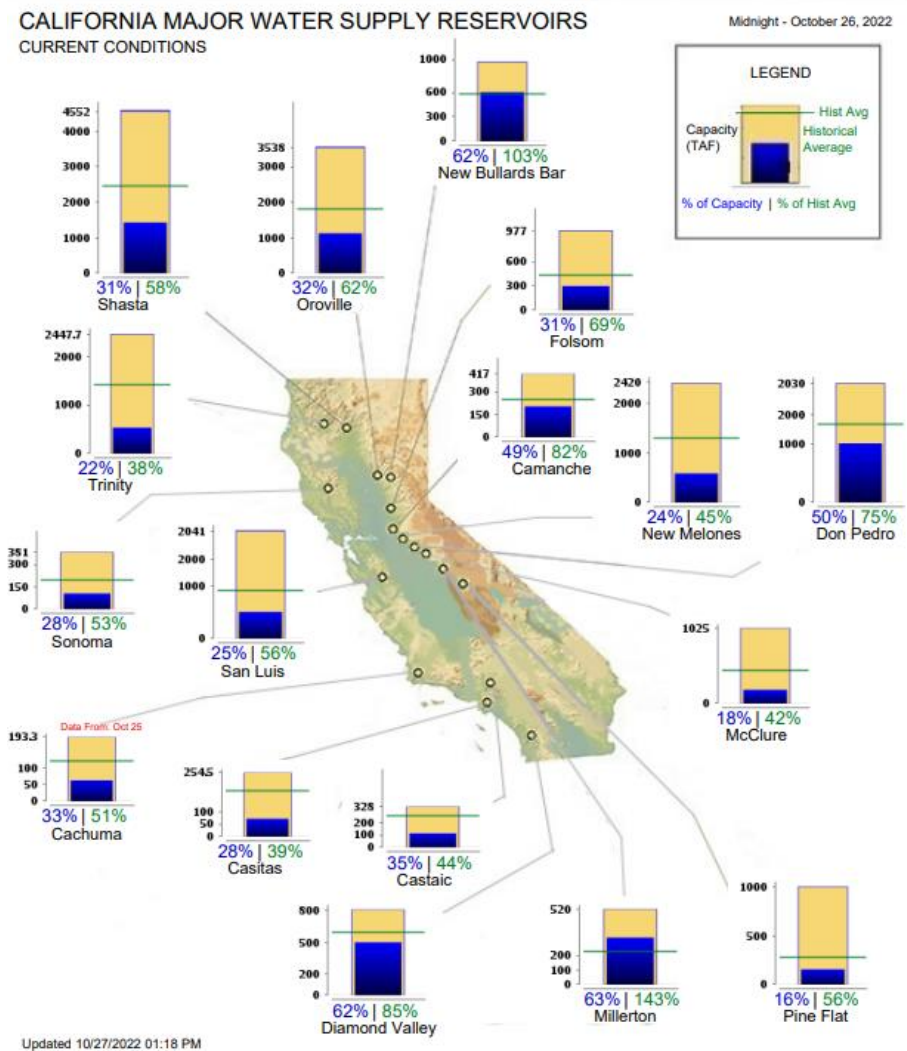
The leaders of California, Oregon, Washington and British Columbia have recommitted their Pacific Coast partnerships in the advancement of climate change policies and support an “equitable low-carbon future.” None of their actions are particularly surprising. They look to collaborate on vehicle emissions, greenhouse gas emissions and regional electric grid reliability. These actions came ahead of the UN Global Climate Conference happening in Egypt at the beginning of November.

Legislators remained in their districts in October as they campaign for re-election. Discussions over possible bill ideas are still in their infant stages. Things will pick up when members come to Sacramento to “organize” ahead of the January start of the 2023-24 legislative session. With over 30 new members coming to the Legislature in 2023, there will be a lot of change to digest in the coming months.

Inland Empire Utilities Agency Status Report – October 2022

Water Supply Conditions

After the three driest water years on record, 2022 water year came to a close on September 30 with water managers not optimistic the pattern will break this winter. Scientists predict a La Nina, dry-condition pattern, to remain in the state through the winter. Lake Oroville is sitting at 64 percent of historical average and 35 percent capacity. San Luis Reservoir, the main south-of-Delta storage facility for the State Water Project, is at just 67 percent of average for this time of the year and 29 percent capacity. Drought conditions continue to worsen with 17 percent of the state in exceptional drought and 41 percent in extreme drought. According to the NOAA 2022-23 Winter Outlook, below-average rainfall and snowpack are expected in a wide stretch of the United States including Southern California, the Southwest, the southern Rockies, the southern Plains, the Gulf Coast and much of the South.



Delta Updates

Environmental Groups Call for Increased Flows Through the Delta

The destructive algal bloom that struck San Francisco Bay this summer has researchers looking at both causes and solutions. But now, several environmental groups are demanding action on a similar challenge miles upstream from the Bay. They're focused on a toxic bloom that's become almost a yearly occurrence in and around the Delta.

While the exact causes of the bloom are still being studied, the San Francisco Baykeeper and other groups have filed an emergency petition with the State Water Resources Control Board. They are asking the board to increase the seasonal flow of water into the Delta from the San Joaquin River to a 40% level they say was laid out in an amended Bay-Delta plan. It's a move that some researchers believe could help fish and wildlife and potentially flush out the organisms causing the bloom.

The petition comes as the state of California wrestles with the future of water allocations divided between residential, agricultural and other users. Groups like Restore the Delta are helping to conduct a pilot survey to monitor and better understand the bloom cycles, and fill in gaps in the data. But they believe the flow issue is critical to any overall solution.

Baykeeper has also filed a lawsuit questioning whether the 40% flow standard is even enough. In the meantime, they're hoping the petition process will spark movement towards increasing flows to that level.

Longfin Smelt Proposed for ESA

The U.S. Fish and Wildlife Service said recently it is [proposing](#) to list the species as endangered under the Endangered Species Act because scientific analysis shows it is in danger of extinction throughout its range. A final decision will come after the agency has considered public comment on the proposal.

Federal Bill Introduced to Stop Tunnel

Representative Josh Harder (D CA-10) introduced a bill in Congress to prohibit the Army Corps of Engineers from issuing a federal permit necessary for the State of California to build the Delta Conveyance Project, also known as the Delta Tunnel.

Harder's bill, the Stop the Delta Tunnels Act, is co-sponsored by Representative John Garamendi (D CA-3).

CA Water Plan Update 2023 Initiated

The California Water Plan, which is updated every five years, is the State's strategic plan for sustainably and equitably managing and developing resources for current and future generations. Update 2023 will include updated resources management strategies, regional planning and performance tools, water balances, future scenarios, and other technical and policy-related activities related to water resilience and sustainability.

DWR has indicated key elements to shaping the process include:



The 2023 update will be informed by a diverse group of stakeholders through “Engagement Venues” including:

- Core State Agency Team
- Policy Advisory Team
- Tribal Advisory Team
- Regional Forums
- Topic and/or place-based workshops

A workshop on the “Draft Assumptions and Estimates Report” was held on October 18, and comments are due November 18. A recording of the webinar can be watched [here](#).

West Coast States & Province Recommit to Climate Policy Collaboration

The leaders of California, Oregon, Washington and British Columbia have recommitted their Pacific Coast partnerships in the advancement of climate change policies and support an “equitable low-carbon future.”

Collaborative work will include areas of:

- Medium and heavy-duty emissions charging and fueling
- Port decarbonization collaboration
- Heat event response
- Regional grid collaboration
- Investment in clean energy infrastructure
- Forest health and wildfires
- Equity and inclusion

This updated agreement comes as negotiators are preparing for the COP27 UN Global Climate conference in Egypt in early November.

Legislative Update

Members have been in their districts campaigning ahead of the November election. There will be at least 30 new members of the Legislature when members return to Sacramento briefly to “organize” in December and will return in earnest in January to begin the 2023-24 legislative session. The Assembly Speakership is likely to be contested again in December, making the first act of new members a contentious one.

New committee chairmanships are expected on both Senate and Assembly Resources Budget Sub Committees. In the Assembly there will be a new chair of Environmental Safety and Toxic Materials Committee, where all water recycling and PFAS legislation starts. As always, there could be some shuffling of chairs, but the rest of the water committee chairs in the Senate and Assembly are returning, and we might not know the final committee chairs and makeups until well into the new year.

Date: November 16, 2022

To: The Honorable Board of Directors

From: Shivaji Deshmukh, General Manager

Committee: Community & Legislative Affairs

11/09/22

Staff Contact: Shivaji Deshmukh, General Manager

Subject: Public Outreach and Communication

Executive Summary:

Staff recognized Water Professionals Appreciation Week by highlighting three of IEUA’s water professionals on social media.

Staff released another episode of Coffee with the General Manager to highlight the Agency’s accolades, new programs, what to expect during the new fiscal year, and the State’s current drought condition.

Water Discovery Field Trips have officially returned to the Chino Creek Wetlands and Educational Park. Three field trips were scheduled throughout the month of October and staff continue to promote the Agency’s free educational resources.

Staff is continuing to coordinate with the production company representing the documentary series, “Viewpoint with Dennis Quaid,” which will be filmed on December 20. The documentary will focus on IEUA’s mission of providing a high quality, reliable water source to the region by securing and increasing local supplies through investments in infrastructure projects, conservation, and education.

Staff’s Recommendation:

This is an informational item for the Board of Directors to receive and file.

Budget Impact Budgeted (Y/N): Y Amendment (Y/N): Y Amount for Requested Approval:

Account/Project Name:

Fiscal Impact (explain if not budgeted):

Prior Board Action:

N/A

Environmental Determination:

Not Applicable

Business Goal:

IEUA is committed to providing a reliable and cost-effective water supply and promoting sustainable water use throughout the region.

IEUA is committed to enhancing and promoting environmental sustainability and the preservation of the region's heritage.

Attachments:

Attachment 1 - Background

Background

Subject: Public Outreach and Communication

November

- November 8, National STEM/STEAM Day
- November 10, International Accounting Day
- November 11, Veterans Day
- November 13-19, American Education Week
- November 15, America Recycles Day
- November 16, GIS Day
- November 19, National Camp Day & World Toilet Day
- November 24, Thanksgiving

Media and Outreach

General

- IEUA recognized October as National Energy Awareness Month on social media through a series of posts with information on IEUA's renewable energy initiatives.
- Staff continues to work with the Chino Basin Program (CBP) team leads and partners to develop an outreach strategy for additional program communication, including developing a communication workgroup, identifying collaboration and partnership opportunities on shared media, and more.
- Staff recognized Water Professionals Appreciation Week by highlighting three of IEUA's water professionals on social media.
- Water Discovery Field Trips have officially returned to the Chino Creek Wetlands and Educational Park with three field trips scheduled throughout the month of October. Staff continue to promote the Agency's free educational resources.
- Staff released another episode of Coffee with the General Manager to highlight the Agency's accolades, new programs, what to expect during the new fiscal year, and the State's current drought condition. This special edition featured interviews with program partners Cucamonga Valley Water District and Jurupa Community Services District as General Manager Deshmukh provided an update on the Chino Basin Program. Across all platforms, the video has received 1,500 views.
- Staff highlighted Imagine a Day Without Water and participated in the Great Shakeout on October 20th by sharing information on daily water consumption facts and earthquake safety protocol, respectively.
- Staff highlighted the DEA's Prescription Drug Take Back Day on social media and through a Press Release sent to IEUA Stakeholders and the general public.
- Staff recognized the Water-Use Efficiency team's award from the Irrigation Association for the Agency's Residential Small Site Controller Upgrade Program.
- Staff released a Press Release on the Agency's collaboration with the City of Rialto to purchase recycled water.

- Staff is continuing to coordinate with the production company representing the documentary series, “Viewpoint with Dennis Quaid,” which will be filmed on December 20. The documentary will focus on IEUA’s mission of providing a high quality, reliable water source to the region by securing and increasing local supplies through investments in infrastructure projects, conservation, and education.
- Staff shared a series of “spooky” posts leading up to Halloween on social media with water-saving tips branded to the holiday.

Drought Awareness Efforts

- Staff is coordinating with Customer Agencies on messaging geared towards conservation and the irrigation of trees.
- Staff is continuing to work closely with the Water-Use Efficiency team on promoting the turf replacement program.
- Staff is continuing to work with Customer Agencies on drought messaging and outreach. Staff is drafting message points and creative for outreach and will be adding these assets to the drought communication toolkit for customer agencies.

Advertising/Marketing

- A “Time is Now”/Education ad ran on October 8 in the Chino Champion.
- A “Time is Now” ran on October 29 in the Chino Champion.
- A “Time is Now” ad ran on October 16 in the Daily Bulletin.
- An Education ad ran on October 30 in the Daily Bulletin.

Social Outreach and Analytics

- The Agency continues to publish content on LinkedIn and has gained 53 followers since September, with 811 page views in the last 30 days.
- October: 29 posts were published to the IEUA Facebook page, 29 tweets were sent on the @IEUAWater Twitter handle, 29 posts were published to IEUA’s Instagram grid, and 14 posts were published to the IEUA LinkedIn page.
 - The top three Facebook posts, based on reach and engagement, in the month of October were:
 - 10/4 Intern (External Affairs), Human Resources Officer, and Senior Compost Operations & Maintenance Technician Hiring
 - 10/11 Grants Administrator, Human Resources Analyst, and External Affairs Specialist I (2 Year-Limited Term) Hiring
 - 10/10 Water Discovery Field Trip Promo
 - The top three Twitter tweets, based on reach and engagement, in the month of October were:
 - 10/3 WPAW Feature- Bill Tomlinson
 - 10/17 No Wipes in the Pipes / FOG Reminder
 - 10/4 WPAW Feature- Elizabeth Barajas
 - The top three Instagram posts, based on reach and engagement, in the month of October were:
 - 10/3 WPAW Feature- Bill Tomlinson
 - 10/4 WPAW Feature- Elizabeth Barajas
 - 10/6 WPAW Feature- Victoria Salazar

- The top three LinkedIn posts, based on impressions and reactions, in the month of October were:
 - 10/6 WPAW Feature- Victoria Salazar
 - 10/3 WPAW Feature- Bill Tomlinson
 - 10/4 WPAW Feature- Elizabeth Barajas
- For the month of October, there were 7,959 searches for a park in IEUA's service area on Yelp and the Chino Creek Wetlands and Educational Park was viewed 666 times.

Education and Outreach Updates

- Staff has begun scheduling and facilitating in-person and virtual K-12 field trips for Fall.
- Staff is working with Civic Publication on putting out an email blast focused on educators.
- Staff has developed an educational program outreach plan and is beginning the process of scheduling another road show for school districts to learn about Agency programs.
- Staff is continuing to work on closing out the last year of the Garden in Every School® program.
 - Randall Pepper Elementary in Fontana is finishing up the final electrical work in preparation for construction to begin on their garden. Chino Basin Water Conservation District (CBWCD) will be completing the construction.
 - Our Loving Savior's gardens construction is completed. Staff has followed up with the school's administration on the fencing progress. Planting will be completed following the installation of bunny fencing.
 - Staff is working with teachers on finalizing approximately nine mini grant approvals. All approvals have been sent out and the schools are working on purchasing their supplies.

Agency-Wide Membership Updates

- Shivaji Deshmukh, General Manager; Alyson Piguee, Director of External & Government Affairs; Scott Lening, Manager of Operations; Christopher Waggener, Deputy Manager of Operations; and Adham Almasri, Principal Engineer, attended the 2022 WateReuse California Annual Conference on September 10-13.
- Pietro Cambiaso, Acting Director of Planning and Resources, attended the Association of California Water Agencies (ACWA) PFAS Workgroup Meeting on September 22.
- Richard Lao, Senior Environmental Resources Planner, attended the California Association of Sanitation Agencies (CASA) Air Quality, Climate Change and Energy Workgroup Meeting on September 22.
- Richard Lao, Senior Environmental Resources Planner, attended the California Association of Sanitation Agencies (CASA) Regulatory Working Group Water Meeting on September 22.
- Richard Lao, Senior Environmental Resources Planner, attended the California Association of Sanitation Agencies (CASA) Advanced Clean Fleets Subgroup Meeting on September 28.
- Pietro Cambiaso, Acting Director of Planning and Resources, and Richard Lao, Senior Environmental Resources Planner, attended the California Association of Sanitation Agencies (CASA) Regulatory Working Group Biosolids Meeting on September 29.

THIS PAGE
LEFT
INTENTIONALLY
BLANK
FOR PAGINATION