

CHINO BASIN WATERMASTER



NOTICE OF MEETINGS

Thursday, April 11, 2024

- 9:00 a.m. – Appropriative Pool Committee Meeting
- 11:00 a.m. – Non-Agricultural Pool Committee Meeting
- 1:30 p.m. – Agricultural Pool Committee Meeting

**CHINO BASIN WATERMASTER
APPROPRIATIVE POOL COMMITTEE MEETING**

9:00 a.m. April 11, 2024

Mr. Chris Diggs, Chair

Mr. Chris Berch, Vice-Chair

At The Offices Of

Chino Basin Watermaster

9641 San Bernardino Road

Rancho Cucamonga, CA 91730

(Call can be taken remotely via Zoom at this [link](#))

AGENDA

CALL TO ORDER

ROLL CALL

AGENDA - ADDITIONS/REORDER

I. CONSENT CALENDAR

All matters listed under the Consent Calendar are considered to be routine and non-controversial and will be acted upon by one motion in the form listed below. There will be no separate discussion on these items prior to voting unless any members, staff, or the public requests specific items be discussed and/or removed from the Consent Calendar for separate action.

A. MINUTES

Approve as presented:

Minutes of the Appropriative Pool Committee Meeting held on March 14, 2024 *(Page 1)*

B. FINANCIAL REPORTS

Receive and file as presented:

Monthly Financial Report for the Period Ended February 29, 2024 *(Page 16)*

C. APPLICATION: RECHARGE – FONTANA WATER COMPANY (MAR)

Recommend to the Advisory Committee to recommend to the Watermaster Board to approve Fontana Water Company's Application for Recharge and direct Watermaster staff to account for this supplemental water recharge in Fontana Water Company's existing Local Supplemental account. *(Page 34)*

II. BUSINESS ITEMS

None

III. REPORTS/UPDATES

A. WATERMASTER LEGAL COUNSEL

1. May 31, 2024 Court Hearing (Watermaster 46th Annual Report)
2. Court of Appeal Case No. E079052 (City of Chino, MVIC, MVWD, City of Ontario appeal re OAP Expenses and Attorney Fees)
3. Court of Appeal Consolidated Cases No. E080457 and E082127 (City of Ontario appeal re 2021-22 and 2022-23 Assessment Packages)
4. Court of Appeal Case No. E080533 (Cities of Chino, Ontario appeal re 2022-23 Watermaster budget expenses to support CEQA analysis)
5. Kaiser Permanente Lawsuit

B. ENGINEER

1. Data Collection and Evaluation
2. 2025 Safe Yield Reevaluation
3. Maximum Benefit Annual Report

C. GENERAL MANAGER

1. SWP Allocation
2. Other

IV. INFORMATION

1. Chino Airport and South Archibald Plumes Semi-Annual Status Reports (*Page 54*)

V. POOL MEMBER COMMENTS

VI. OTHER BUSINESS

VII. CONFIDENTIAL SESSION – POSSIBLE ACTION

A Confidential Session may be held during the Pool Committee meeting for the purpose of discussion and possible action.

1. Approve Egoscue Law Group, Inc. Invoice # 14295 dated March 01, 2024, in the amount of \$ 14,350.00 for services performed during February 2024.
2. Budget Discussion

VIII. FUTURE MEETINGS AT WATERMASTER

04/11/24	Thu	9:00 a.m.	Appropriative Pool Committee
04/11/24	Thu	11:00 a.m.	Non-Agricultural Pool Committee
04/11/24	Thu	1:30 p.m.	Agricultural Pool Committee
04/16/24	Tue	1:30 p.m.	Fiscal Year 2024/25 Budget Workshop #1
04/18/24	Thu	9:00 a.m.	Advisory Committee
04/18/24	Thu	10:00 a.m.	Recharge Investigations and Projects Committee (RIPComm)
04/23/24	Tue	1:30 p.m.	Fiscal Year 2024/25 Budget Workshop #2
04/25/24	Thu	9:30 a.m.	Watermaster Orientation*
04/25/24	Thu	11:00 a.m.	Watermaster Board
04/30/24	Tue	1:30 p.m.	Fiscal Year 2024/25 Budget Workshop #3

* The Watermaster Orientation series are held in person only with no remote access.

ADJOURNMENT

**CHINO BASIN WATERMASTER
NON-AGRICULTURAL POOL COMMITTEE MEETING**

11:00 a.m. April 11, 2024

Mr. Brian Geye, Chair

Mr. Bob Bowcock, Vice-Chair

At The Offices Of

Chino Basin Watermaster

9641 San Bernardino Road

Rancho Cucamonga, CA 91730

AGENDA

CALL TO ORDER

ROLL CALL

AGENDA – ADDITIONS/REORDER

I. BUSINESS ITEMS – ROUTINE

A. MINUTES

Receive and File:

Minutes of the Non-Agricultural Pool Committee Meeting held on March 14, 2024 *(Page 6)*

B. FINANCIAL REPORTS

Receive and file as presented:

Monthly Financial Report for the Period Ended February 29, 2024 *(Page 16)*

C. APPLICATION: RECHARGE – FONTANA WATER COMPANY (MAR)

Recommend to the Advisory Committee to recommend to the Watermaster Board to approve Fontana Water Company's Application for Recharge and direct Watermaster staff to account for this supplemental water recharge in Fontana Water Company's existing Local Supplemental account. *(Page 34)*

II. BUSINESS ITEMS

A. MEMBER STATUS CHANGES

1. Any proposed transfer of Safe Yield by a Member.
2. Any transfer of Safe Yield that has actually closed or been completed.
3. Any change in name or corporate identity of a Member (such as results from a merger or filing of a change of name certificate).
4. Any change in the name of a representative or alternate representative of a Member, or a change in e-mail address for either such person.

III. REPORTS/UPDATES

A. WATERMASTER LEGAL COUNSEL

1. May 31, 2024 Court Hearing (Watermaster 46th Annual Report)
2. Court of Appeal Case No. E079052 (City of Chino, MVIC, MVWD, City of Ontario appeal re OAP Expenses and Attorney Fees)
3. Court of Appeal Consolidated Cases No. E080457 and E082127 (City of Ontario appeal re 2021-22 and 2022-23 Assessment Packages)
4. Court of Appeal Case No. E080533 (Cities of Chino, Ontario appeal re 2022-23 Watermaster budget expenses to support CEQA analysis)
5. Kaiser Permanente Lawsuit

B. ENGINEER

1. Data Collection and Evaluation
2. 2025 Safe Yield Reevaluation
3. Maximum Benefit Annual Report

C. GENERAL MANAGER

1. SWP Allocation
2. Other

IV. INFORMATION

1. Chino Airport and South Archibald Plumes Semi-Annual Status Reports (*Page 54*)

V. POOL MEMBER COMMENTS

VI. OTHER BUSINESS

VII. CONFIDENTIAL SESSION - POSSIBLE ACTION

A Confidential Session may be held during the Pool Committee meeting for the purpose of discussion and possible action.

1. Non-Agricultural Pool Legal & Administrative Budget for Fiscal Year 2024/25
2. Storage Agreements

VIII. FUTURE MEETINGS AT WATERMASTER

04/11/24	Thu	9:00 a.m.	Appropriative Pool Committee
04/11/24	Thu	11:00 a.m.	Non-Agricultural Pool Committee
04/11/24	Thu	1:30 p.m.	Agricultural Pool Committee
04/16/24	Tue	1:30 p.m.	Fiscal Year 2024/25 Budget Workshop #1
04/18/24	Thu	9:00 a.m.	Advisory Committee
04/18/24	Thu	10:00 a.m.	Recharge Investigations and Projects Committee (RIPComm)
04/23/24	Tue	1:30 p.m.	Fiscal Year 2024/25 Budget Workshop #2
04/25/24	Thu	9:30 a.m.	Watermaster Orientation*
04/25/24	Thu	11:00 a.m.	Watermaster Board
04/30/24	Tue	1:30 p.m.	Fiscal Year 2024/25 Budget Workshop #3

* The Watermaster Orientation series are held in person only with no remote access.

ADJOURNMENT

**CHINO BASIN WATERMASTER
AGRICULTURAL POOL COMMITTEE MEETING**

1:30 p.m. April 11, 2024
Mr. Bob Feenstra, Chair
Mr. Jeff Pierson, Vice-Chair
At The Offices Of
Chino Basin Watermaster
9641 San Bernardino Road
Rancho Cucamonga, CA 91730

AGENDA

CALL TO ORDER

ROLL CALL

AGENDA - ADDITIONS/REORDER

I. CONSENT CALENDAR

All matters listed under the Consent Calendar are considered to be routine and non-controversial and will be acted upon by one motion in the form listed below. There will be no separate discussion on these items prior to voting unless any members, staff, or the public requests specific items be discussed and/or removed from the Consent Calendar for separate action.

A. MINUTES

Approve as presented:

Minutes of the Annual Agricultural Pool Committee Meeting held on March 14, 2024 (*Page 10*)

B. FINANCIAL REPORTS

Receive and file as presented:

Monthly Financial Report for the Period Ended February 29, 2024 (*Page 16*)

C. APPLICATION: RECHARGE – FONTANA WATER COMPANY (MAR)

Recommend to the Advisory Committee to recommend to the Watermaster Board to approve Fontana Water Company's Application for Recharge and direct Watermaster staff to account for this supplemental water recharge in Fontana Water Company's existing Local Supplemental account. (*Page 34*)

II. BUSINESS ITEMS

A. OLD BUSINESS

III. REPORTS/UPDATES

A. WATERMASTER LEGAL COUNSEL

1. May 31, 2024 Court Hearing (Watermaster 46th Annual Report)
2. Court of Appeal Case No. E079052 (City of Chino, MVIC, MVWD, City of Ontario appeal re OAP Expenses and Attorney Fees)
3. Court of Appeal Consolidated Cases No. E080457 and E082127 (City of Ontario appeal re 2021-22 and 2022-23 Assessment Packages)
4. Court of Appeal Case No. E080533 (Cities of Chino, Ontario appeal re 2022-23 Watermaster budget expenses to support CEQA analysis)
5. Kaiser Permanente Lawsuit

B. ENGINEER

1. Data Collection and Evaluation
2. 2025 Safe Yield Reevaluation
3. Maximum Benefit Annual Report

C. GENERAL MANAGER

1. SWP Allocation
2. Other

IV. INFORMATION

1. Chino Airport and South Archibald Plumes Semi-Annual Status Reports (*Page 54*)

V. POOL DISCUSSION

VI. OTHER BUSINESS

VII. CONFIDENTIAL SESSION - POSSIBLE ACTION

A Confidential Session may be held during the Pool Committee meeting for the purpose of discussion and possible action.

1. Strategic Planning

VIII. FUTURE MEETINGS AT WATERMASTER

04/11/24	Thu	9:00 a.m.	Appropriative Pool Committee
04/11/24	Thu	11:00 a.m.	Non-Agricultural Pool Committee
04/11/24	Thu	1:30 p.m.	Agricultural Pool Committee
04/16/24	Tue	1:30 p.m.	Fiscal Year 2024/25 Budget Workshop #1
04/18/24	Thu	9:00 a.m.	Advisory Committee
04/18/24	Thu	10:00 a.m.	Recharge Investigations and Projects Committee (RIPComm)
04/23/24	Tue	1:30 p.m.	Fiscal Year 2024/25 Budget Workshop #2
04/25/24	Thu	9:30 a.m.	Watermaster Orientation*
04/25/24	Thu	11:00 a.m.	Watermaster Board
04/30/24	Tue	1:30 p.m.	Fiscal Year 2024/25 Budget Workshop #3

* The Watermaster Orientation series are held in person only with no remote access.

ADJOURNMENT

DRAFT MINUTES
CHINO BASIN WATERMASTER
APPROPRIATIVE POOL COMMITTEE MEETING

March 14, 2024

The Appropriative Pool committee meeting was held at the Watermaster offices located at 9641 San Bernardino Road, Rancho Cucamonga, CA, and via Zoom (conference call and web meeting) on March 14, 2024.

APPROPRIATIVE POOL COMMITTEE MEMBERS PRESENT AT WATERMASTER

Chris Diggs, Chair	City of Pomona
Chris Berch, Vice Chair	Jurupa Community Services District
Amanda Coker	Cucamonga Valley Water District
Dave Crosley	City of Chino
Ron Craig	City of Chino Hills
Courtney Jones	City of Ontario
Marty Zvirbulis	Fontana Union Water Company
Cris Fealy	Fontana Water Company
Justin Scott-Coe	Monte Vista Irrigation Company
Justin Scott-Coe	Monte Vista Water District
Marty Zvirbulis	Nicholson Family Trust
Brian Lee	San Antonio Water Company

APPROPRIATIVE POOL COMMITTEE MEMBERS PRESENT ON ZOOM

Braden Yu	City of Upland
Ben Lewis	Golden State Water Company
John Lopez	Santa Ana River Water Company
Braden Yu	West End Consolidated Water Company

APPROPRIATIVE POOL COMMITTEE LEGAL COUNSEL PRESENT ON ZOOM

John Schatz	John J. Schatz, Attorney at Law
-------------	---------------------------------

WATERMASTER BOARD MEMBERS PRESENT ON ZOOM

James Curatalo	Cucamonga Valley Water District
Jimmy Medrano	Agricultural Pool – State of CA
Mike Gardner	Western Water

WATERMASTER STAFF PRESENT

Edgar Tellez Foster	Acting General Manager
Anna Nelson	Director of Administration
Justin Nakano	Water Resources Technical Manager
Frank Yoo	Data Services and Judgment Reporting Mgr.
Daniela Uriarte	Senior Accountant
Alexandria Moore	Executive Assistant I/Board Clerk
Alonso Jurado	Senior Field Operations Specialist
Ruby Favela	Administrative Assistant
Jordan Garcia	Senior Field Operations Specialist
Erik Vides	Field Operations Specialist
Rudy Nunez	Office Specialist/Receptionist

WATERMASTER CONSULTANTS PRESENT AT WATERMASTER

Andy Malone	West Yost
-------------	-----------

WATERMASTER CONSULTANTS PRESENT ON ZOOM

Brad Herrema	Brownstein Hyatt Farber Schreck, LLP
Scott Nelsen	Eide Bailly, LLP
Veva Weamer	West Yost

OTHERS PRESENT AT WATERMASTER

Hye Jin Lee	City of Chino
Melissa Cansino	City of Pomona
Jimmie Moffatt	Cucamonga Valley Water District
Bryan Smith	Jurupa Community Services District

OTHERS PRESENT ON ZOOM

Natalie Avila	City of Chino
Nicole deMoet	City of Upland
Michael Mayer	County of San Bernardino
Eduardo Espinoza	Cucamonga Valley Water District
Rob Hills	Cucamonga Valley Water District
Jiwon Seung	Cucamonga Valley Water District
Peter Dopulos	Egoscue Law Group, Inc
Derek Hoffman	Fennemore Law
Oscar Ramos	Fontana Union Water Company
Eddie Lin	Inland Empire Utilities Agency
Manny Martinez	Monte Vista Water District
Kevin O'Toole	Orange County Water District
Alyssa Coronado	Santa Ana River Water Company
Bill Wyat	Sheppard, Mullin, Richter & Hampton
Carol Boyd	State of CA
Imelda Cadigal	State of CA
Lewis Callahan	State of CA
Diana Frederick	State of CA
David De Jesus	Three Valleys Municipal Water District
Nicole deMoet	West End Consolidated Water Company
Mallory O'Conner	Western Water

CALL TO ORDER

Chair Diggs called the Appropriative Pool Committee meeting to order at 9:00 a.m.

ROLL CALL

(0:00:08) Ms. Moore conducted the roll call and announced that a quorum was present.

AGENDA - ADDITIONS/REORDER

None

I. CONSENT CALENDAR

All matters listed under the Consent Calendar are considered to be routine and non-controversial and will be acted upon by one motion in the form listed below. There will be no separate discussion on these items prior to voting unless any members, staff, or the public requests specific items be discussed and/or removed from the Consent Calendar for separate action.

A. MINUTES

Approve as presented:

Minutes of the Appropriative Pool Committee Meeting held on February 8, 2024

B. FINANCIAL REPORTS

Receive and file as presented:
Monthly Financial Report for the Period Ended January 31, 2024

C. OBMP SEMI-ANNUAL STATUS REPORT 2023-2

Recommend to the Advisory Committee to recommend to the Watermaster Board to adopt the Semi-Annual OBMP Status Report 2023-2, and direct staff to file a copy with the Court, subject to any necessary non-substantive changes.

D. SGMA REPORTING FOR WATER YEAR 2023

Recommend to the Advisory Committee to recommend to the Watermaster Board to approve and direct staff to file the information/reports with the DWR.

(0:02:23)

Motion by Mr. Marty Zvirbulis, seconded by Ms. Amanda Coker, there being no dissent, the item passed unanimously.

Moved to approve the Consent Calendar as presented.

II. BUSINESS ITEMS

None

III. REPORTS/UPDATES

A. WATERMASTER LEGAL COUNSEL

1. Watermaster Court Department Change
2. May 31, 2024 Court Hearing (Watermaster 46th Annual Report)
3. Court of Appeal Case No. E079052 (City of Chino, MVIC, MVWD, City of Ontario appeal re OAP Expenses and Attorney Fees)
4. Court of Appeal Consolidated Cases No. E080457 and E082127 (City of Ontario appeal re 2021- 22 and 2022-23 Assessment Packages)
5. Court of Appeal Case No. E080533 (Cities of Chino, Ontario appeal re 2022-23 Watermaster budget expenses to support CEQA analysis)
6. Kaiser Permanente Lawsuit

(0:02:58) Mr. Herrema gave a report and stated that Judge Ochoa has transitioned from the San Bernardino courthouse to Department R17 of the Rancho Cucamonga courthouse effective immediately.

B. ENGINEER

1. SGMA Reporting for Water Year 2023
2. Ground-Level Monitoring Program
3. Data Collection and Evaluation
4. 2025 Safe Yield Reevaluation
5. Emerging Contaminants Monitoring Plan

(0:06:13) Mr. Malone gave a report on items 1-4, and Ms. Weamer gave a report on item 5. A discussion ensued.

C. GENERAL MANAGER

1. Fiscal Year 2024/25 Budget Release
2. Status Report: Exhibit G Physical Solution Transfers
3. Other

(0:29:46) Mr. Tellez Foster commented that the budget process is different this year; staff streamlined the process and thoroughly reviewed all line items to ensure the most cost savings to the parties. He invited Ms. Uriarte to give a report on item 1, Mr. Yoo. On item 2. Mr. Tellez Foster mentioned the Engineering contract expires in June 2024, and that a resources consultant, PSMJ, is helping Watermaster to review the services performed and compare for budget alignment.

IV. POOL MEMBER COMMENTS

(00:37:27) Mr. Scott-Coe thanked Mr. Tellez Foster for stepping in as the Acting General Manager.

V. OTHER BUSINESS

(00:37:40) Mr. Tellez Foster indicated that the Board has selected Mr. Todd Corbin as Watermaster's new General Manager and will be extending the contract at this month's Board meeting.

VI. CONFIDENTIAL SESSION – POSSIBLE ACTION

A Confidential Session may be held during the Pool Committee meeting for the purpose of discussion and possible action.

The Pool convened into confidential session at 9:38 a.m. to discuss AP Business.

(0:37:59) Confidential session concluded at 10:42 a.m. with the reportable action as shown below:

1. *Motion: To approve AG legal bill as follows:
\$18,310.50 for general counsel – February 2024 Invoice (Jan. 2024 billing)
Motion made by Martin Zvirbulis, (FUWC), and seconded by Ron Craig, (City of Chino Hills): Passed by 64.237% volume votes in favor.*

ADJOURNMENT

Chair Diggs adjourned the Appropriative Pool Committee meeting at 10:48 a.m.

Secretary: _____

Approved: _____

Attachment:

1. 20240314 Appropriative Pool Committee Meeting (Reportable Action from Confidential Session as provided by Pool Leadership.)

From: [Cansino, Melissa](#)
To: [Alexandria Moore](#)
Cc: [Diggs, Chris](#)
Subject: AP Closed Session Meeting - Motion To Approve Feb. 2024 AG Legal Bill
Date: Thursday, March 14, 2024 1:32:40 PM
Attachments: [image007.png](#)
[Zoom meeting attendance 3-14-24.pdf](#)
[3-14-24 Sign-in Sheet .pdf](#)


Hi Alex,

The AP held its closed session meeting at 9:40 AM, concluding at 10:42 AM. I've attached the sign-in sheet for your convenience.

Motion: To approve the AG legal bill as follows:

\$18,310.50 for general counsel - Feb. 2024 Invoice (Jan. 2023 billing)

Motion made by Martin Zvirbulis (FUWM), seconded by Ron Craig (CHNH): Passed with 64.237% in favor.



2024 APPROPRIATIVE POOL VOLUME VOTE
 Assessment Year 2023-2024 (Production Year 2022-2023)

QUORUM
MET?
YES

Enter Y or N in Each Cell

Party	Present (Y/N)	Vote (Y/N)	Assigned	Avail Votes	Quorum	Total Yes
BlueTriton Brands, Inc.	N	N	2.071	0.000	0.000	0.000
CalMat Co. (Appropriative)	N	N	0.000	0.000	0.000	0.000
Chino Hills, City Of	Y	Y	35.552	35.552	35.552	35.552
Chino, City Of	Y	N	60.087	60.087	60.087	0.000
Cucamonga Valley Water District	Y	Y	134.181	134.181	134.181	134.181
Fontana Union Water Company	Y	Y	58.285	58.285	58.285	58.285
Fontana Water Company	Y	Y	65.299	65.299	65.299	65.299
Fontana, City Of	N	N	0.000	0.000	0.000	0.000
Golden State Water Company	Y	Y	10.650	10.650	10.650	10.650
Jurupa Community Services District	Y	Y	72.381	72.381	72.381	72.381
Marygold Mutual Water Company	N	N	10.165	0.000	0.000	0.000
Monte Vista Irrigation Company	Y	N	6.170	6.170	6.170	0.000
Monte Vista Water District	Y	N	82.656	82.656	82.656	0.000
NCL Co, LLC	N	N	0.000	0.000	0.000	0.000
Niagara Bottling, LLC	N	N	10.492	0.000	0.000	0.000
Nicholson Family Trust	Y	Y	0.035	0.035	0.035	0.035
Norco, City Of	N	N	1.840	0.000	0.000	0.000
Ontario, City Of	Y	N	197.785	197.785	197.785	0.000
Pomona, City Of	Y	Y	178.611	178.611	178.611	178.611
San Antonio Water Company	Y	Y	17.176	17.176	17.176	17.176
San Bernardino, County of (Shooting Park)	N	N	0.132	0.000	0.000	0.000
Santa Ana River Water Company	Y	Y	11.865	11.865	11.865	11.865
Upland, City Of	Y	Y	30.053	30.053	30.053	30.053
West End Consolidated Water Co	Y	Y	8.640	8.640	8.640	8.640
West Valley Water District	N	N	5.875	0.000	0.000	0.000
			1,000.000	969.425	969.425	622.729

CALCULATE
QUORUM

CALCULATE
VOTES

"YES" VOTES

64.237%

PASSED

"NO" VOTES

35.763%

RESET ALL

RESET VOTES

Thank you,
 Melissa Cansino
 City of Pomona - Water Resources Department
 (909) 620-2236
Melissa.Cansino@pomona.gov

DRAFT MINUTES
CHINO BASIN WATERMASTER
NON-AGRICULTURAL POOL COMMITTEE MEETING
March 14, 2024

The Non-Agricultural Pool committee meeting was held at the Watermaster offices located at 9641 San Bernardino Road, Rancho Cucamonga, CA, and via Zoom (conference call and web meeting) on March 14, 2024.

NON-AGRICULTURAL POOL COMMITTEE MEMBERS PRESENT AT WATERMASTER

Brian Geye, Chair	California Speedway Corporation
Bob Bowcock, Vice-Chair	CalMat Co.

NON-AGRICULTURAL POOL COMMITTEE MEMBERS PRESENT ON ZOOM

Kathleen Brundage	California Steel Industries
-------------------	-----------------------------

WATERMASTER BOARD MEMBERS PRESENT ON ZOOM

Bill Velto	City of Upland
Mike Gardner	Western Water

WATERMASTER STAFF PRESENT AT WATERMASTER

Edgar Tellez Foster	Acting General Manager
Anna Nelson	Director of Administration
Justin Nakano	Water Resources Technical Manager
Frank Yoo	Data Services and Judgment Reporting Mgr.
Daniela Uriarte	Senior Accountant
Alexandria Moore	Executive Assistant I/Board Clerk
Alonso Jurado	Senior Field Operations Specialist
Ruby Favela	Administrative Assistant
Jordan Garcia	Senior Field Operations Specialist
Erik Vides	Field Operations Specialist
Rudy Nunez	Office Specialist/Receptionist

WATERMASTER CONSULTANTS PRESENT AT WATERMASTER

Andy Malone	West Yost
-------------	-----------

WATERMASTER CONSULTANTS PRESENT ON ZOOM

Brad Herrema	Brownstein Hyatt Farber Schreck, LLP
Scott Nelsen	Eide Bailly, LLP
Veva Weamer	West Yost

OTHERS PRESENT ON ZOOM

Peter Dopulos	Egoscue Law Group, Inc.
Lewis Callahan	State of CA

CALL TO ORDER

Chair Geye called the Non-Agricultural Pool committee meeting to order at 11:00 a.m.

ROLL CALL

(00:00:13) Ms. Moore conducted the roll call.

AGENDA – ADDITIONS/REORDER

None

I. BUSINESS ITEMS - ROUTINE

A. MINUTES

Receive and File:

Minutes of the Non-Agricultural Pool Committee Meeting held on February 8, 2024

(00:02:09)

Motion by Ms. Kathleen Brundage, seconded by Mr. Bob Bowcock. The Chair called for dissent, and, none being noted, the motion was deemed passed by unanimous vote of those present.

Moved to receive and file Business Item I.A. as presented.

B. FINANCIAL REPORTS

Receive and file as presented:

Monthly Financial Report for the Reporting Period Ended January 31, 2024

(00:02:32)

Motion by Ms. Kathleen Brundage, seconded by Mr. Bob Bowcock. The Chair called for dissent, and, none being noted, the motion was deemed passed by unanimous vote of those present.

Moved to receive and file Business Item I.B. without approval as presented.

C. OBMP SEMI-ANNUAL STATUS REPORT 2023-2

Recommend to the Advisory Committee to recommend to the Watermaster Board to adopt the Semi-Annual OBMP Status Report 2023-2, and direct staff to file a copy with the Court, subject to any necessary non-substantive changes.

(00:03:01)

Motion by Ms. Kathleen Brundage, seconded by Mr. Bob Bowcock. The Chair called for dissent, and, none being noted, the motion was deemed passed by unanimous vote of those present.

Moved to approve staff recommendation of Business Items I.C., and to direct the Pool representatives to support at the Advisory Committee and Watermaster Board meetings subject to changes which they deem appropriate.

D. SGMA REPORTING FOR WATER YEAR 2023

Recommend to the Advisory Committee to recommend to the Watermaster Board to approve and direct staff to file the information/reports with the DWR

(00:03:25)

Motion by Ms. Kathleen Brundage, seconded by Mr. Bob Bowcock. The Chair called for dissent, and, none being noted, the motion was deemed passed by unanimous vote of those present.

Moved to approve staff recommendation of Business Items I.D., and to direct the Pool representatives to support at the Advisory Committee and Watermaster Board meetings subject to changes which they deem appropriate.

II. BUSINESS ITEMS

A. MEMBER STATUS CHANGES

1. Any proposed transfer of Safe Yield by a Member.
2. Any transfer of Safe Yield that has actually closed or been completed.
3. Any change in name or corporate identity of a Member (such as results from a merger or filing of a change of name certificate).
4. Any change in the name of a representative or alternate representative of a Member, or a change in e-mail address for either such person.

There were no changes to note.

III. REPORTS/UPDATES

A. WATERMASTER LEGAL COUNSEL

1. Watermaster Court Department Change
2. May 31, 2024 Court Hearing (Watermaster 46th Annual Report)
3. Court of Appeal Case No. E079052 (City of Chino, MVIC, MVWD, City of Ontario appeal re OAP Expenses and Attorney Fees)
4. Court of Appeal Consolidated Cases No. E080457 and E082127 (City of Ontario appeal re 2021- 22 and 2022-23 Assessment Packages)
5. Court of Appeal Case No. E080533 (Cities of Chino, Ontario appeal re 2022-23 Watermaster budget expenses to support CEQA analysis)
6. Kaiser Permanente Lawsuit

(00:03:59) Mr. Herrema gave a report and stated that Judge Ochoa has transitioned from the San Bernardino courthouse to Department R17 of the Rancho Cucamonga courthouse effective immediately.

B. ENGINEER

1. SGMA Reporting for Water Year 2023
2. Ground-Level Monitoring Program
3. Data Collection and Evaluation
4. 2025 Safe Yield Reevaluation
5. Emerging Contaminants Monitoring Plan

(00:07:19) Mr. Malone gave a report on items 1-4, and Ms. Weamer gave a report on item 5. A discussion ensued.

C. GENERAL MANAGER

1. Fiscal Year 2024/25 Budget Release
2. Status Report: Exhibit G Physical Solution Transfers
3. Other

(00:17:07) Mr. Tellez Foster commented that the budget process is different this year; staff streamlined the process and thoroughly reviewed all line items to ensure the most cost savings to the parties. He invited Ms. Uriarte to give a report on item 1, Mr. Yoo on item 2. Mr. Tellez Foster mentioned the Engineering contract expires in June 2024, and that a resources consultant, PSMJ, is helping Watermaster to review the services performed and compare for budget alignment.

IV. POOL MEMBER COMMENTS

None

V. OTHER BUSINESS

(00:22:32) Mr. Tellez Foster indicated that the Board has selected Mr. Todd Corbin as Watermaster's new General Manager and would be extending a contract at this month's Board meeting.

VI. CONFIDENTIAL SESSION - POSSIBLE ACTION

A Confidential Session may be held during the Pool Committee meeting for the purpose of discussion and possible action.

None

ADJOURNMENT

Chair Geye adjourned the Non-Agricultural Pool Committee meeting at 11:24 a.m.

Secretary: _____

Approved: _____

DRAFT MINUTES
CHINO BASIN WATERMASTER
AGRICULTURAL POOL COMMITTEE MEETING

March 14, 2024

The Agricultural Pool committee meeting was held at the Watermaster offices located at 9641 San Bernardino Road, Rancho Cucamonga, CA, and via Zoom (conference call and web meeting) on March 14, 2024.

AGRICULTURAL POOL COMMITTEE MEMBERS PRESENT AT WATERMASTER

Bob Feenstra, Chair	Dairy
Jeff Pierson, Vice-Chair	Crops
Ruben Llamas	Crops
Gino Filippi for Ron LaBrucherie	Crops
Paul Hofer for Ron Pietersma	Dairy
Christen Miller	County of San Bernardino
Imelda Cadigal	State of California - CDCR
Jimmy Medrano	State of California - CDCR
Tariq Awan	State of California - CDCR

AGRICULTURAL POOL COMMITTEE MEMBERS PRESENT ON ZOOM

Nathan deBoom	Dairy
Henry DeHaan	Dairy
John Huitsing	Dairy

WATERMASTER BOARD MEMBERS PRESENT ON ZOOM

Bill Velto	City of Upland
Mike Gardner	Western Water

WATERMASTER STAFF PRESENT

Edgar Tellez Foster	Acting General Manager
Anna Nelson	Director of Administration
Justin Nakano	Water Resources Technical Manager
Frank Yoo	Data Services and Judgment Reporting Mgr.
Daniela Uriarte	Senior Accountant
Alexandria Moore	Executive Assistant I/Board Clerk
Alonso Jurado	Senior Field Operations Specialist
Ruby Favela	Administrative Assistant
Jordan Garcia	Senior Field Operations Specialist
Erik Vides	Field Operations Specialist
Rudy Nunez	Office Specialist/Receptionist

WATERMASTER CONSULTANTS PRESENT AT WATERMASTER

Andy Malone	West Yost
-------------	-----------

WATERMASTER CONSULTANTS PRESENT ON ZOOM

Brad Herrema	Brownstein Hyatt Farber Schreck, LLP
Scott Nelsen	Eide Bailly, LLP
Veva Weamer	West Yost

OTHERS PRESENT AT WATERMASTER

Gino Filippi	Crops
Paul Hofer	Crops
Tracy Egoscue	Egoscue Law Group, Inc.
Richard Rees	WSP USA

OTHERS PRESENT ON ZOOM

Diana Frederick
Lewis Callahan
Carol Boyd

State of California – CDCR
State of California – CDCR
State of California – DOJ

CALL TO ORDER

Chair Feenstra called the Agricultural Pool committee meeting to order at 1:35 p.m.

ROLL CALL

(00:00:16) Ms. Moore conducted the roll call and announced that a quorum was present.

AGENDA - ADDITIONS/REORDER

None

I. CONSENT CALENDAR

All matters listed under the Consent Calendar are considered to be routine and non-controversial and will be acted upon by one motion in the form listed below. There will be no separate discussion on these items prior to voting unless any members, staff, or the public requests specific items be discussed and/or removed from the Consent Calendar for separate action.

A. MINUTES

Approve as presented:

Minutes of the Agricultural Pool Committee Meeting held on February 8, 2024

B. FINANCIAL REPORTS

Receive and file as presented:

Monthly Financial Report for the Reporting Period Ended January 31, 2024

C. OBMP SEMI-ANNUAL STATUS REPORT 2023-2

Recommend to the Advisory Committee to recommend to the Watermaster Board to adopt the Semi-Annual OBMP Status Report 2023-2, and direct staff to file a copy with the Court, subject to any necessary non-substantive changes.

D. SGMA REPORTING FOR WATER YEAR 2023

Recommend to the Advisory Committee to recommend to the Watermaster Board to approve and direct staff to file the information/reports with the DWR.

(0:05:40) Vice-Chair Jeff Pierson requested the Acting General Manager to give an overview of consent calendar items I.C. and I.D. before approval.

(00:08:04) Mr. Tellez Foster gave a report on items I.C. and I.D. A discussion ensued.

(00:06:34)

Motion by Vice-Chair Jeff Pierson, seconded by Mr. Jimmy Medrano, and passed by unanimous roll call vote as attached to these minutes.

Moved to approve the Consent Calendar as presented.

II. BUSINESS ITEMS

A. OLD BUSINESS

None

III. REPORTS/UPDATES

A. WATERMASTER LEGAL COUNSEL

1. Watermaster Court Department Change
2. May 31, 2024 Court Hearing (Watermaster 46th Annual Report)
3. Court of Appeal Case No. E079052 (City of Chino, MVIC, MVWD, City of Ontario appeal re OAP Expenses and Attorney Fees)
4. Court of Appeal Consolidated Cases No. E080457 and E082127 (City of Ontario appeal re 2021- 22 and 2022-23 Assessment Packages)
5. Court of Appeal Case No. E080533 (Cities of Chino, Ontario appeal re 2022-23 Watermaster budget expenses to support CEQA analysis)
6. Kaiser Permanente Lawsuit

(00:25:41) Mr. Herrema gave a report and stated that Judge Ochoa has transitioned from the San Bernardino courthouse to Department R17 of the Rancho Cucamonga courthouse effective immediately.

B. ENGINEER

1. SGMA Reporting for Water Year 2023
2. Ground-Level Monitoring Program
3. Data Collection and Evaluation
4. 2025 Safe Yield Reevaluation
5. Emerging Contaminants Monitoring Plan

(00:54:53) Mr. Malone gave a report on items 1-4, and Ms. Weamer gave a report on item 5. A discussion ensued.

C. GENERAL MANAGER

1. Fiscal Year 2024/25 Budget Release
2. Status Report: Exhibit G Physical Solution Transfers
3. Other

(01:33:23) Mr. Tellez Foster commented that the budget process is different this year; staff streamlined the process and thoroughly reviewed all line items to ensure the most cost savings to the parties. He invited Ms. Uriarte to give a report on item 1, Mr. Yoo. On item 2. Mr. Tellez Foster mentioned the Engineering contract expires in June 2024, and that a resources consultant, PSMJ, is helping Watermaster to review the services performed and compare for budget alignment.

IV. POOL DISCUSSION

1. Chairman's Update
2. Pool Member Comments

None

V. OTHER BUSINESS

(01:38:15) Mr. Tellez Foster indicated that the Board has selected Mr. Todd Corbin as Watermaster's new General Manager and would be extending a contract at this month's Board meeting.

VI. CONFIDENTIAL SESSION - POSSIBLE ACTION

A Confidential Session may be held during the Pool Committee meeting for the purpose of discussion and possible action.

The Pool convened into Confidential Session at 3:23 p.m. to discuss the following:

1. Court of Appeal Case No. E079052
2. Future of the Agricultural pool

Confidential Session concluded at 4:45 p.m. with no reportable action.

ADJOURNMENT

Chair Feenstra did not wish to reconvene into open session, and the Agricultural Pool Committee meeting was adjourned at 4:45 p.m. as provided via email by Pool counsel as shown in Attachment 2.

Secretary: _____

Approved: _____

Attachments:

1. 20240314 Roll Call Vote Outcome for Consent Calendar
2. Adjournment (Email from Legal Counsel)

ATTACHMENT 1

20240314 Roll Call Vote Outcome

Member	Alternate	Consent Calendar
Filippi, Gino for LaBrucherie, Jr., Ron		Yes
Pierson, Jeff, Vice-Chair		Yes
deBoom, Nathan*		Yes
DeHaan, Henry*		Yes
Huitsing, John*		Yes
Hofer, Paul for Pietersma, Ron		Yes
Llamas, Ruben		Yes
Miller, Christen		Yes
Awan, Tariq		Yes
Cadigal, Imelda		Yes
Medrano, Jimmy		Yes
Feenstra, Bob - Chair		Yes
	OUTCOME:	Passed Unanimously

*Participated via Zoom

From: [Tracy Egoscue](#)
To: [Alexandria Moore](#); [Edgar Tellez Foster](#)
Cc: [Bob Feenstra](#); [Jeff Pierson](#)
Subject: Agricultural Pool Closed Session
Date: Thursday, March 14, 2024 4:46:01 PM

The Agricultural Pool closed session ended at 4:45 pm with no reportable action.

Thank you.

Tracy J. Egoscue (she/her)
Egoscue Law Group, Inc.
562.988.5978 office
562.981.4866 cell
tracy@egoscuelaw.com
www.egoscuelaw.com

"CONFIDENTIALITY NOTICE: Do not read this e-mail if you are not the intended recipient. This e-mail transmission, and any documents, files or previous e-mail messages attached to it may contain confidential information that is legally privileged. If you are not the intended recipient, or a person responsible for delivering it to the intended recipient, you are hereby notified that any disclosure, copying, distribution or use of any of the information contained in or attached to this transmission is prohibited. If you have received this transmission in error, please immediately advise us by reply e-mail, by forwarding this to tracy@egoscuelaw.com or by calling (562) 988-5978, and destroy the original transmission and its attachments without reading or saving them in any manner. Thank you."

--



CHINO BASIN WATERMASTER

9641 San Bernardino Road, Rancho Cucamonga, CA 91730
Tel: 909.484.3888 www.cbwm.org

EDGAR TELLEZ FOSTER, PhD
Acting General Manager

STAFF REPORT

DATE: April 2024
TO: Watermaster Committees & Board
SUBJECT: Monthly Financial Reports (For the Reporting Period Ended February 29, 2024) (Consent Calendar Item I.B.)

SUMMARY

Issue: Record of Monthly Financial Reports for the reporting period ended February 29, 2024) [Normal Course of Business]

Recommendation: Receive and file Monthly Financials Reports for the reporting period ended February 29, 2024) as presented.

Financial Impact: None.

Future Consideration

Appropriative Pool – April 11, 2024: Receive and File
Non-Agricultural Pool – April 11, 2024: Receive and File
Agricultural Pool – April 11, 2024: Receive and File
Advisory Committee – April 18, 2024:
Watermaster Board – April 25, 2024:

ACTIONS:

Appropriative Pool – April 11, 2024:
Non-Agricultural Pool – April 11, 2024:
Agricultural Pool – April 11, 2024:
Advisory Committee – April 18, 2024:
Watermaster Board – April 25, 2024:

Watermaster's function is to administer and enforce provisions of the Judgment and subsequent orders of the Court, and to develop and implement an Optimum Basin Management Program

BACKGROUND

A monthly reporting packet is provided to keep all members apprised of Watermaster revenues, expenditures, and other financial activity. Monthly reports include the following:

1. Cash Disbursements – Summarized report of all payments made during the reporting month.
2. Credit Card Expense Detail – Detail report of all credit card activity during the reporting month.
3. Combining Schedule of Revenues, Expenses & Changes in Net Assets – Detail report of all revenue and expense activity for the fiscal YTD, summarized by pool category.
4. Treasurer’s Report – Summary of Watermaster investments holdings and anticipated earnings as of month end.
5. Budget to Actual Report – Detail report of actual revenue and expense activity, shown for reporting month and YTD, comparatively to the adopted budget.
6. Monthly Variance Report & Supplemental Schedules – Supporting schedule providing explanation for major budget variances. Also provides several additional tables detailing pool fund balance, salaries expense, legal expense, and engineering expense.

DISCUSSION

Detailed explanation of major variances and other additional information can be found on the “Monthly Variance Report & Supplemental Schedules.”

Watermaster staff is happy to provide additional explanation or respond to any questions on these reports.

ATTACHMENTS

1. Monthly Financial Reports (February 29, 2024)



**Chino Basin Watermaster
Cash Disbursements
February 2024**

Date	Number	Vendor Name	Description	Amount
02/01/2024	24593	BURRTEC WASTE INDUSTRIES, INC.	February waste services	\$ (160.73)
02/01/2024	24594	SOUTHERN CALIFORNIA EDISON	Electricity services	(140.35)
02/01/2024	24595	STANDARD INSURANCE CO.	January life and disability services	(761.44)
02/01/2024	24596	ULTIMATE STAFFING SERVICES	Temporary employment services	(1,475.60)
02/01/2024	24597	UNION 76	January fuel purchases	(247.73)
02/01/2024	24598	VISION SERVICE PLAN	February vision insurance coverage	(113.85)
02/01/2024	24599	VIDES, ERIK	Legal insurance reimbursement	(12.95)
02/07/2024	24600	BROWNSTEIN HYATT FARBER SCHRECK	January legal services	(162,569.51)
02/07/2024	24601	CURATALO, JAMES		(1,750.00)
02/07/2024	24602	DE BOOM, NATHAN		(250.00)
02/07/2024	24603	EGOSCUE LAW GROUP, INC.	December legal services	(8,550.00)
02/07/2024	24604	EMPOWER LAB	January coaching services	(500.00)
02/07/2024	24605	FILIPPI, GINO		(500.00)
02/07/2024	24606	VELTO, BILL		(250.00)
02/09/2024	24607	ACWA JOINT POWERS INSURANCE AUTHORITY	March life insurance	(183.39)
02/09/2024	24608	AMBASSADOR ASSOCIATES, LLC	Employee training workshop	(5,000.00)
02/09/2024	24609	APPLIED COMPUTER TECHNOLOGIES	January database consulting services	(4,250.00)
02/09/2024	24610	BOWCOCK, ROBERT		(500.00)
02/09/2024	24611	CALIFORNIA BANK & TRUST	Account ending 6198 - See detail attached	(8,375.18)
02/09/2024	24612	ELIE, STEVEN		(125.00)
02/09/2024	24613	FIRST LEGAL NETWORK LLC	Court filing services	(355.89)
02/09/2024	24614	FRONTIER COMMUNICATIONS	Office alarm services	(152.44)
02/09/2024	24615	GEYE, BRIAN		(375.00)
02/09/2024	24616	KUHN, BOB		(750.00)
02/09/2024	24617	LAW OFFICE OF ALLEN W. HUBSCH	February ONAP legal services	(3,272.50)
02/09/2024	24618	RUBEN LLAMAS		(250.00)
02/09/2024	24619	SAN DIEGO HUMAN RESOURCES CONSULTING, INC	Final installment for DEI training	(2,376.02)
02/09/2024	24620	SPECTRUM ENTERPRISE	February internet services	(1,105.40)
02/09/2024	24621	STATE COMPENSATION INSURANCE FUND	FY 24 Worker's compensation insurance	(2,768.91)
02/09/2024	24622	ULTIMATE STAFFING SERVICES	Temporary employment services	(1,475.60)
02/09/2024	24623	VANGUARD CLEANING SYSTEMS	February janitorial service	(1,220.00)
02/09/2024	24624	VC3, INC.	January IT services	(6,512.56)
02/09/2024	24625	WAVE HR SOLUTIONS	January human resources services	(2,405.00)
02/09/2024	24626	WESTERN MUNICIPAL WATER DISTRICT		(375.00)
02/12/2024	ACH2/12/24	CALPERS	February Medical Insurance Premiums	(13,064.24)
02/20/2024	ACH2/20/24	PITNEY BOWES GLOBAL FINANCIAL SERVICES	Postage meter lease	(47.19)
02/26/2024	ACH2/26/24	PUBLIC EMPLOYEES' RETIREMENT SYSTEM	Annual Unfunded Accrued Liability-Plan 3299	(9,902.00)
02/27/2024	24627	ABC LOCKSMITHS*	Battery replacement	(84.40)
02/27/2024	24628	CONCENTRA	Pre-employment screening	(181.00)
02/27/2024	24629	CORELOGIC INFORMATION SOLUTIONS	January geographic package services	(125.00)
02/27/2024	24630	CUCAMONGA VALLEY WATER DISTRICT	March lease	(11,727.00)
02/27/2024	24631	EGOSCUE LAW GROUP, INC.	January OAP legal services	(18,310.50)
02/27/2024	24632	EIDE BAILLY LLP	December accounting consulting services	(18,958.20)
02/27/2024	24633	GREAT AMERICA LEASING CORP.	January copy machine lease	(1,464.61)
02/27/2024	24634	HUITSING, JOHN		(125.00)
02/27/2024	24635	KAVOUNAS, PETER	Dec-Feb health premium reimbursements	(4,160.24)
02/27/2024	24636	LEGAL SHIELD	February employee paid legal insurance	(145.45)
02/27/2024	24637	PETTY CASH	Petty cash replenishment	(345.32)
02/27/2024	24638	PSMJ RESOURCES, INC	Advisory services for rate study	(9,000.00)
02/27/2024	24639	READY REFRESH	Office water dispenser lease	(120.66)
02/27/2024	24640	SOCALGAS	Gas utilities	(233.81)
02/27/2024	24641	SOUTHERN CA EDISON	Electricity services	(1,198.43)
02/27/2024	24642	STANDARD INSURANCE CO.	February life and disability insurances	(824.97)
02/27/2024	24643	ULTIMATE STAFFING SERVICES	Temporary employment services	(2,951.20)
02/27/2024	24644	UNITED HEALTHCARE	March dental insurance coverage	(1,011.96)
02/27/2024	24645	VERIZON WIRELESS	Internet services and mobile broadband unlimited	(314.48)
02/28/2024	24646	BURRTEC WASTE INDUSTRIES, INC.	March waste services	(160.73)
02/28/2024	24647	PITNEY BOWES GLOBAL FINANCIAL SERVICES	Postage meter lease	(402.50)
02/28/2024	24648	SAN BERNARDINO COUNTY - DEPT. AIRPORTS	March rent for extensometer site	(133.00)
02/28/2024	24649	SOUTHERN CALIFORNIA EDISON	Electricity services	(146.34)
02/28/2024	24650	TOM DODSON & ASSOCIATES	January services - OBMP Update	(4,717.50)
02/28/2024	24651	ULTIMATE STAFFING SERVICES	Temporary employment services	(1,535.37)



Chino Basin Watermaster
Cash Disbursements
February 2024

Date	Number	Vendor Name	Description	Amount
02/28/2024	24652	VC3, INC.	February IT services	(6,770.40)
02/28/2024	24653	VISION SERVICE PLAN	March vision insurance coverage	(113.85)
02/28/2024	24654	WEST YOST	January engineering services	(198,778.46)
Total for Month \$				(526,163.86)



Chino Basin Watermaster

Credit Card Expense Detail

February 2024

Date	Number	Description	Expense Account	Amount
02/09/2024	24611	CALIFORNIA BANK & TRUST		
		Lunch Meeting - E. Tellez Foster, A. Nelson, Daniela Uriarte	6141.3 · Admin Meetings	(58.44)
		Breakfast Meeting- E. Tellez Foster, C. Diggs, C. Berch	8312 · Meeting Expenses	(59.99)
		Misc. Office Supplies	6031.7 · Other Office Supplies	(55.04)
		REV Subscription - Transcription Services	6112 · Subscriptions/Publications	(29.88)
		Hotel Registration - E. Tellez Foster ACWA Conference Service fee	6191 · Conferences - General	(15.93)
		Hotel Registration - E. Tellez Foster ACWA Conference	6191 · Conferences - General	(836.97)
		ACWA Registration - E. Tellez Foster	6191 · Conferences - General	(1,063.55)
		Misc. Office Supplies	6031.7 · Other Office Supplies	(122.38)
		AGWT Conference - E. Tellez Foster, A. Jurado, E. Vides, J. Nakano, J. Garcia	6191 · Conferences - General	(1,345.13)
		Misc. Office Supplies	6031.7 · Other Office Supplies	(38.52)
		Misc. Office Supplies	6031.7 · Other Office Supplies	(35.95)
		Misc. Office Supplies	6031.7 · Other Office Supplies	(22.80)
		Name plates new Board members and Rudy Nunez	6031.7 · Other Office Supplies	(118.04)
		IAAP Annual Subscription - RFQ	6193 · Employee Training	(199.28)
		Misc. Office Supplies	6031.7 · Other Office Supplies	(340.40)
		HRIS and Timekeeping System	6061.2 · Bamboo HR Consultant	(224.23)
		2 Vostro Replacement Laptops	6055 · Computer Hardware	(1,927.97)
		FedEx - P. Kavonas check	6042 · Postage - General	(45.99)
		Misc. Office Supplies	6031.7 · Other Office Supplies	(63.27)
		FedEx - In-Situ - Shipping of pressure transducer	6042 · Postage - General	(36.75)
		Name Plates Jimmie Moffatt, Laura Yraceburu	6031.7 · Other Office Supplies	(47.22)
		LinkedIn - General Manager Recruitment	6112 · Subscriptions/Publications	(502.18)
		LinkedIn - Premium Monthly Subscription	6112 · Subscriptions/Publications	(39.85)
		HR Lunch- A. Nelson, A.Chavez	6141.3 · Admin Meetings	(27.60)
		LinkedIn - General Manager Recruitment	6112 · Subscriptions/Publications	(502.18)
		1099 Filings	6147 · Other Admin Expenses	(24.91)
		Board Orientation Meeting	6312 · Meeting Expenses	(25.90)
		Core Values Index - Daniela Uriarte	6016 · New Employee Search Costs	(49.77)
		Misc. Office Supplies	6031.7 · Other Office Supplies	(6.33)
		Staff Meeting dessert	6141.3 · Admin Meetings	(30.09)
		Misc. Office Supplies	6031.7 · Other Office Supplies	(80.08)
		Brad Zangwill - Board and Staff Photos	6147 · Other Admin Expenses	(398.56)
Total for Month \$				(8,375.18)



Chino Basin Watermaster

Combining Schedule of Revenues, Expenses & Changes in Net Assets

For the Period of July 1, 2023 through February 29, 2024

	JUDGMENT ADMIN.	OPTIMUM BASIN MGMT.	TOTAL JUDGMENT ADMIN & OBMP	POOL ADMINISTRATION & SPECIAL PROJECTS			GROUND WATER REPLENISH.	GRAND TOTALS	ADOPTED BUDGET 2023-2024
				AP POOL	OAP POOL	ONAP POOL			
Administrative Revenues:									
Administrative Assessments	\$ 5,636,711	\$ 3,678,686	\$ 9,315,397	\$ 646,000	\$ -	\$ 31,000	\$ -	\$ 9,992,397	\$ 9,314,915
Interest Revenue	-	297,812	297,812	9,498	36,606	1,749	32,678	378,343	312,500
Groundwater Replenishment	-	-	-	-	-	-	349,825	349,825	-
Mutual Agency Project Revenue	186,412	-	186,412	-	-	-	-	186,412	186,412
Miscellaneous Income	-	-	-	-	-	-	-	-	-
Total Administrative Revenues	5,823,123	3,976,497	9,799,621	655,498	36,606	32,749	382,503	10,906,976	9,813,827
Administrative & Project Expenditures:									
Watermaster Administration	2,758,885	-	2,758,885	-	-	-	-	2,758,885	2,993,430
Watermaster Board-Advisory Committee	180,061	-	180,061	-	-	-	-	180,061	366,923
Optimum Basin Mgmt Administration	-	671,648	671,648	-	-	-	-	671,648	1,215,309
OBMP Project Costs	-	2,401,148	2,401,148	-	-	-	-	2,401,148	5,409,723
Pool Legal Services	-	-	-	-	91,561	14,235	-	105,795	241,578
Pool Meeting Compensation	-	-	-	-	27,625	4,125	-	31,750	45,807
Pool Special Projects	-	-	-	-	9,357	-	-	9,357	-
Pool Administration	-	-	-	-	-	-	-	-	327,067
Debt Service	-	-	-	-	-	-	-	-	1,665,475
Agricultural Expense Transfer ¹	-	-	-	128,543	(128,543)	-	-	-	-
Total Administrative Expenses	2,938,946	3,072,796	6,011,742	128,543	-	18,360	-	6,158,644	12,265,312
Net Ordinary Income	2,884,177	903,701	3,787,878	526,955	36,606	14,389	382,503	4,748,332	(2,451,485)
Other Income/(Expense)									
Replenishment Water Assessments	-	-	-	-	-	-	(1,920,791)	(1,920,791)	-
Refund-Basin O&M Expenses	(1,542,183)	-	(1,542,183)	-	-	-	-	(1,542,183)	-
Refund-Recharge Debt Service	-	-	-	-	-	-	-	-	-
Net Other Income/(Expense)	(1,542,183)	-	(1,542,183)	-	-	-	(1,920,791)	(3,462,973)	-
Net Transfers To/(From) Reserves	\$ 1,341,995	\$ 903,701	\$ 2,245,696	\$ 526,955	\$ 36,606	\$ 14,389	\$ (1,538,287)	\$ 1,285,359	\$ (2,451,485)
Net Assets, July 1, 2023			9,768,099	41,205	1,343,226	57,841	1,715,286	12,925,657	
Net Assets, End of Period			12,013,794	568,160	1,379,832	72,230	176,999	14,211,016	
Pool Assessments Outstanding ²				(238,028)	(731,123)	-			
Pool Fund Balance				\$ 330,133	\$ 648,709	\$ 72,230			

¹ Fund balance transfer as agreed to in the Peace Agreement.

² Outstanding balance of Pool Special Assessments



Chino Basin Watermaster

Treasurer's Report

February 2024

	Type	Monthly Yield	Cost	Market	% Total
Cash & Investments					
Local Agency Investment Fund (LAIF) *	Investment	4.12%	\$ 625,025	\$ 620,989	4.2%
CA CLASS Prime Fund **	Investment	5.44%	13,339,204	\$ 13,340,176	90.4%
Bank of America	Checking		791,663	791,663	5.4%
Bank of America	Payroll		-	-	0.0%
Total Cash & Investments			\$ 14,755,891	\$ 14,752,828	100.0%

* The LAIF Market Value factor is updated quarterly in September, December, March, and June.

** The CLASS Prime Fund Net Asset Value factor is updated monthly.

Certification

I certify that (1) all investment actions executed since the last report have been made in full compliance with Chino Basin Watermaster's Investment Policy, and (2) Funds on hand are sufficient to meet all foreseen and planned administrative and project expenditures for the next six months.

Anna Nelson, Director of Administration

Prepared By:

Daniela Uriarte, Senior Accountant



Chino Basin Watermaster

Budget to Actual

For the Period July 1, 2023 to February 29, 2024

	February 2024	YTD Actual	FY 24 Adopted Budget	\$ Over / (Under) Budget	% of Budget
1 Administration Revenue					
2 Local Agency Subsidies	\$ -	\$ 186,412	\$ 186,412	\$ -	100%
3 Admin Assessments-Appropriative Pool	-	9,669,482	8,886,165	783,317	109%
4 Admin Assessments-Non-Ag Pool	-	322,914	428,750	(105,836)	75%
5 Total Administration Revenue	-	10,178,809	9,501,327	677,482	107%
6 Other Revenue					
7 Appropriative Pool-Replenishment	-	335,840	-	335,840	N/A
8 Non-Ag Pool-Replenishment	-	13,985	-	13,985	N/A
9 Interest Income	57,245	378,343	312,500	65,843	121%
10 Miscellaneous Income	-	-	-	-	N/A
11 Total Other Revenue	57,245	728,167	312,500	415,667	233%
12 Total Revenue	57,245	10,906,976	9,813,827	1,093,149	111%
13 Judgment Administration Expense					
14 Judgment Administration	38,864	268,012	721,698	(453,686)	37%
15 Admin. Salary/Benefit Costs	73,307	1,403,488	1,413,610	(10,122)	99%
16 Office Building Expense	16,066	140,298	208,510	(68,212)	67%
17 Office Supplies & Equip.	2,574	35,080	49,438	(14,358)	71%
18 Postage & Printing Costs	4,216	19,687	33,806	(14,119)	58%
19 Information Services	12,076	98,710	199,818	(101,108)	49%
20 Contract Services	31,179	114,171	60,200	53,971	190%
21 Watermaster Legal Services	79,594	612,738	565,964	46,774	108%
22 Insurance	-	46,256	50,468	(4,212)	92%
23 Dues and Subscriptions	589	36,162	40,027	(3,865)	90%
24 Watermaster Administrative Expenses	670	6,331	7,550	(1,219)	84%
25 Field Supplies	-	583	3,200	(2,617)	18%
26 Travel & Transportation	961	15,901	29,570	(13,669)	54%
27 Training, Conferences, Seminars	2,529	38,026	50,400	(12,374)	75%
28 Advisory Committee Expenses	2,062	29,888	105,823	(75,935)	28%
29 Watermaster Board Expenses	21,150	150,172	261,100	(110,927)	58%
30 ONAP - WM & Administration	3,717	20,399	106,194	(85,795)	19%
31 OAP - WM & Administration	4,367	28,507	108,700	(80,193)	26%
32 Appropriative Pool- WM & Administration	8,891	52,295	112,173	(59,878)	47%
33 Allocated G&A Expenditures	(23,570)	(177,758)	(440,829)	263,071	40%
34 Total Judgment Administration Expense	279,242	2,938,946	3,687,420	(748,474)	80%
35 Optimum Basin Management Plan (OBMP)					
36 Optimum Basin Management Plan	82,481	671,648	1,215,309	(543,661)	55%
37 Groundwater Level Monitoring	18,481	244,487	459,625	(215,138)	53%
38 Program Element (PE)2- Comp Recharge	9,067	859,765	1,672,577	(812,812)	51%
39 PE3&5-Water Supply/Desalte	8,229	26,072	105,677	(79,605)	25%
40 PE4- Management Plan	50,004	241,284	817,643	(576,359)	30%
41 PE6&7-CoopEfforts/SaltMgmt	37,793	364,038	1,117,623	(753,585)	33%
42 PE8&9-StorageMgmt/Conj Use	61,848	478,744	795,750	(317,006)	60%
43 Recharge Improvements	-	-	1,665,475	(1,665,475)	0%
44 Administration Expenses Allocated-OBMP	22,313	91,162	222,160	(130,998)	41%
45 Administration Expenses Allocated-PE 1-9	10,257	95,596	218,669	(123,073)	44%
46 Total OBMP Expense	300,472	3,072,796	8,290,508	(5,217,712)	37%
47 Pool Administration					
48 Appropriative Pool-Legal Services	-	-	-	-	N/A
49 OAP Legal & Technical Services	18,311	91,561	186,612	(95,051)	49%
50 OAP Meeting Compensation	6,875	27,625	40,932	(13,307)	67%
51 OAP Expense - Special Projects	-	9,357	-	9,357	N/A
52 ONAP - Legal Services	3,273	14,235	54,966	(40,731)	26%
52 ONAP - Meeting Compensation	625	4,125	4,875	(750)	85%
53 Total Pool Administration	29,083	146,902	287,384	(140,482)	51%
55 Other Expense					
56 Groundwater Replenishment	-	1,920,791	-	1,920,791	N/A
57 Reserve Refunds	-	1,542,183	-	1,542,183	N/A
58 Total Other Expense	-	3,462,973	-	3,462,973	N/A
59 Total Expenses	608,798	9,621,617	12,265,312	(2,643,694)	78%
60 Increase / (Decrease) to Reserves	\$ (551,552)	\$ 1,285,359	\$ (2,451,485)	\$ 3,736,844	



Chino Basin Watermaster

Monthly Variance Report & Supplemental Schedules

For the period July 1, 2023 to February 29, 2024

Budget to Actual

The Budget to Actual report summarizes the operating and non-operating revenues and expenses of Chino Basin Watermaster for the fiscal year-to-date (YTD). Columns are included for current monthly and YTD activity shown comparatively to the FY 24 adopted budget. The final two columns indicate the amount over or under budget, and the YTD percentage of total budget used. As of February 29th, the target budget percentage is generally 67%.

Revenues

Lines 1-5 Administration Revenue – Includes local agency subsidies and administrative assessment for the appropriative, agricultural and non-agricultural pools. Below is a summary of notable account variances at month end:

- Line 2 Local Agency Subsidies is at 100% of budget due to annual administrative assessment received from Metropolitan Water District.
- Lines 3-4 Administrative Assessments for the Agricultural and Non-Agricultural pools include annual assessment invoices issued in November of each year, as well as special assessments issued at the direction of the respective pools. The Appropriative pool line is over budget due to changes in actual versus projected production, and special assessments issued.

Lines 6-11 Other Revenue – Includes pool replenishment assessments, interest income and other miscellaneous income.

Expenses

Lines 13-34 Judgment Administration Expense – Includes Watermaster general administrative expenses, contract services, insurance, office and other administrative expenses. Below is a summary of notable account variances at month end:

- Line 15 Admin Salary/Benefit Costs includes wages and benefits for Watermaster administrative staff. YTD is at 99% of budget due to vacation, sick time, and severance payouts.
- Line 17 Office Supplies and Equipment includes office supplies, minor office furniture, and other miscellaneous office items including bank fees. YTD is at 71% due to the timing of office furniture purchases and timing of shredding services.
- Line 20 Contract Services includes outside services for the annual audit report, HR consulting, court filings, and accounting consulting. YTD is over budget due to increased consulting services not anticipated in the budget. These increased consulting service costs should be offset by savings in administrative salaries and benefits.
- Line 22 Insurance includes general liability insurance, directors' and officers' liability, municipalities coverage, environmental pollution liability and other various insurance policies. YTD is at 92% of budget due to the timing of annual renewals for the directors' and officers' policy and municipalities coverage.
- Line 23 Dues and Subscriptions is at 90% of budget due to the timing of annual dues for ACWA, SHRM, and CA Groundwater Coalition.
- Line 24 Watermaster Administrative Expenses include meeting expenses and supplies for admin, committee, and other meetings. YTD is at 84% due to increased meeting activity.
- Line 27 Training, Conferences, Seminars is at 75% of budget due to the timing of conferences and increased employee training expenses not anticipated in the budget.



Chino Basin Watermaster

Monthly Variance Report & Supplemental Schedules

For the period July 1, 2023 to February 29, 2024

Lines 35-46 Optimum Basin Management Plan (OBMP) Expense – Includes legal, engineering, groundwater level monitoring, allocated administrative expenses, and other expenses.

Lines 47-53 Pool Administration Expenses – Includes expense activity relating to pool specific fund balances. These include legal services for each pool, Ag pool meeting compensation, and Ag pool special projects.

Lines 55-58 Other Expense – Includes groundwater replenishment, and various refunds as appropriate. YTD activity includes refunds for prior year recharge basin O&M expenses and excess reserves.



Chino Basin Watermaster

Monthly Variance Report & Supplemental Schedules

For the period July 1, 2023 to February 29, 2024

Pool Services Fund Accounting

Each Pool has a fund account created to pay their own legal service invoices. The legal services invoices are funded and paid using the fund accounts (8467 for the Overlying Agricultural Pool (OAP), 8567 for the Overlying Non-Agricultural Pool (ONAP), and 8367 for the Appropriate Pool (AP)). Along with the legal services fund account for the OAP (8467), the OAP also has two other fund accounts for Ag Pool Meeting Attendance expenses (8470), and Special Projects expenses (8471). The ONAP also have a meeting compensation fund account (8511) Additionally, the OAP has a reserve fund that is held by Watermaster and spent at the direction of the OAP. The AP also has an account 8368 relating to the Tom Harder contract. These fund accounts are replenished at the direction of each Pool, and the legal service invoices are approved by the Pool leadership and when paid by Watermaster, are deducted from the existing fund account balances. If the fund account for any pool reaches zero, no further payments can be paid from the fund and a replenishment action must be initiated by the pool.

The following tables detail the fund balance accounts as of February 29, 2024 (continued next page):

Fund Balance For Non-Agricultural Pool Account 8567 - Legal Services	Fund Balance For Appropriative Pool Account 8367 - Legal Services
Beginning Balance July 1, 2023:	\$ 56,965.90
Additions:	
Interest Earnings	1,748.76
Payments received on ONAP Assessment invoices issued 11/18/23	25,000.00
Subtotal Additions:	26,748.76
Reductions:	
Invoices paid July 2023 - February 2024	(14,234.50)
Budget Transfers	(2,000.00)
Subtotal Reductions:	(16,234.50)
Available Fund Balance as of February 29, 2024	\$ 67,480.16

Beginning Balance July 1, 2023:	\$ (12,415.36)
Additions:	
Interest Earnings	9,497.87
Payments received on AP Pool Assessment invoices issued 10/30/23	178,107.17
Subtotal Additions:	187,605.04
Reductions:	
Invoices paid July 2023 - February 2024	-
Subtotal Reductions:	-
Available Fund Balance as of February 29, 2024	\$ 175,189.68

Fund Balance For Non-Agricultural Pool Account 8511 - Meeting Compensation	Fund Balance For Appropriative Pool Account 8368 - Tom Harder Contract
Beginning Balance July 1, 2020:	\$ 875.00
Additions:	
Payments received on ONAP Assessment invoices issued 11/18/23	6,000.00
Budget Transfers	2,000.00
Subtotal Additions:	8,000.00
Reductions:	
Compensation paid July 2023 - February 2024	(4,125.00)
Subtotal Reductions:	(4,125.00)
Available Fund Balance as of February 29, 2024	\$ 4,750.00

Beginning Balance July 1, 2023:	\$ -
Additions:	
Interest Earnings	-
Payments received on AP Pool Assessment invoices issued 10/30/23	20,577.61
Subtotal Additions:	20,577.61
Reductions:	
Invoices paid July 2023 - February 2024	-
Subtotal Reductions:	-
Available Fund Balance as of February 29, 2024	\$ 20,577.61



Chino Basin Watermaster

Monthly Variance Report & Supplemental Schedules

For the period July 1, 2023 to February 29, 2024

Pool Services Fund Accounting – Cont.

Fund Balance for Agricultural Pool Account 8467 - Legal Services

Beginning Balance July 1, 2023:	\$ 41,675.63
Additions:	
Payments received on AP Pool Assessment invoices issued 10/30/23	144,935.99
Total Additions:	<u>144,935.99</u>
Reductions:	
Invoices paid July 2023 - February 2024	<u>(91,560.50)</u>
Subtotal Reductions:	<u>(91,560.50)</u>
Available Fund Balance as of February 29, 2024	<u>\$ 95,051.12</u>

Agricultural Pool Reserve Funds As shown on the Combining Schedules

Beginning Balance July 1, 2023:	\$ 612,103.32
Additions:	
YTD Interest earned on Ag Pool Funds FY 24	36,606.03
Transfer of Funds from AP to Special Fund for Legal Service Invoices	<u>91,560.50</u>
Total Additions:	<u>128,166.53</u>
Reductions:	
Legal service invoices paid July 2023 - February 2024	<u>(91,560.50)</u>
Total Reductions	<u>(91,560.50)</u>
Agricultural Pool Reserve Funds Balance as of Feb. 29, 2024:	<u>\$ 648,709.35</u>

Fund Balance For Agricultural Pool Account 8470 - Meeting Compensation

Beginning Balance July 1, 2023:	\$ 950.98
Additions:	
Payments received on AP Pool Assessment invoices issued 10/30/23	28,987.20
Budget Transfers ¹	<u>10,993.67</u>
Subtotal Additions:	<u>39,980.87</u>
Reductions:	
Compensation paid July 2023 - February 2024	<u>(27,625.00)</u>
Subtotal Reductions:	<u>(27,625.00)</u>
Available Fund Balance as of February 29, 2024	<u>\$ 13,306.85</u>

Fund Balance For Agricultural Pool Account 8471 - Special Projects

Beginning Balance July 1, 2023:	\$ 10,993.67
Additions:	
Payments received on AP Pool Assessment invoices issued 10/30/23	<u>35,364.38</u>
Subtotal Additions:	<u>35,364.38</u>
Reductions:	
Invoices paid July 2023 - February 2024	(9,357.00)
Budget Transfers ¹	<u>(10,993.67)</u>
Subtotal Reductions:	<u>(20,350.67)</u>
Available Fund Balance as of February 29, 2024	<u>\$ 26,007.38</u>

¹Per action taken at September pool committee meeting.

¹Per action taken at September pool committee meeting.



Chino Basin Watermaster

Monthly Variance Report & Supplemental Schedules

For the period July 1, 2023 to February 29, 2024

Watermaster Salary Expenses

The following table details the Year-To-Date (YTD) Actual Watermaster burdened salary costs compared to the FY 24 adopted budget. The “\$ Over Budget” and the “% of Budget” columns are a comparison of the YTD actual to the annual budget. As of February 29th, the target budget percentage is generally 67%.

	Year to Date Actual	FY 23-24 Budget	\$ Over / (Under) Budget	% of Budget
WM Salary Expense				
5901.1 · Judgment Admin - Doc. Review	26,159	82,794	(56,635)	31.6%
5901.3 · Judgment Admin - Field Work	2,314	7,760	(5,446)	29.8%
5901.5 · Judgment Admin - General	49,244	60,129	(10,885)	81.9%
5901.7 · Judgment Admin - Meeting	9,380	2,633	6,747	356.3%
5901.9 · Judgment Admin - Reporting	1,324	31,033	(29,709)	4.3%
5910 · Judgment Admin - Court Coord./Attendar	8,774	19,098	(10,324)	45.9%
5911 · Judgment Admin - Exhibit G	1,592	2,370	(778)	67.2%
5921 · Judgment Admin - Production Monitorin	2,892	11,322	(8,430)	25.5%
5931 · Judgment Admin - Recharge Application	-	4,634	(4,634)	0.0%
5941 · Judgment Admin - Reporting	530	1,316	(786)	40.3%
5951 · Judgment Admin - Rules & Regs	-	12,726	(12,726)	0.0%
5961 · Judgment Admin - Safe Yield	1,049	26,330	(25,281)	4.0%
5971 · Judgment Admin - Storage Agreements	1,714	4,739	(3,025)	36.2%
5981 · Judgment Admin - Water Accounting/Da	78,017	109,793	(31,776)	71.1%
5991 · Judgment Admin - Water Transactions	3,306	8,688	(5,382)	38.0%
6011.11 · WM Staff - Overtime	8,183	15,000	(6,817)	54.6%
6011.4 · 457(f) NQDC Plan	18,494	55,467	(36,973)	33.3%
6011.10 · Admin - Accounting	131,054	367,685	(236,631)	35.6%
6011.15 · Admin - Building Admin	3,259	18,359	(15,100)	17.8%
6011.20 · Admin - Conference/Seminars	23,071	57,083	(34,012)	40.4%
6011.25 · Admin - Document Review	659	6,846	(6,187)	9.6%
6011.50 · Admin - General	321,935	569,850	(247,915)	56.5%
6011.60 · Admin - HR	68,803	43,489	25,314	158.2%
6011.70 · Admin - IT	34,455	53,975	(19,520)	63.8%
6011.80 · Admin - Meeting	28,299	90,440	(62,141)	31.3%
6011.90 · Admin - Team Building	6,313	41,304	(34,991)	15.3%
6011.95 · Admin - Training (Give/Receive)	15,570	34,312	(18,742)	45.4%
6017 · Temporary Services	21,631	24,000	(2,369)	90.1%
6201 · Advisory Committee	21,433	55,149	(33,716)	38.9%
6301 · Watermaster Board	51,445	61,818	(10,373)	83.2%
8301 · Appropriative Pool	30,057	53,761	(23,704)	55.9%
8401 · Agricultural Pool	8,577	51,549	(42,972)	16.6%
8501 · Non-Agricultural Pool	5,403	50,443	(45,040)	10.7%
6901.1 · OBMP - Document Review	25,112	89,136	(64,024)	28.2%
6901.3 · OBMP - Field Work	1,318	7,003	(5,685)	18.8%
6901.5 · OBMP - General	68,613	124,049	(55,436)	55.3%
6901.7 · OBMP - Meeting	22,523	57,589	(35,066)	39.1%
6901.9 · OBMP - Reporting	3,362	2,370	992	141.8%
7104.1 · PE1 - Monitoring Program	101,529	171,515	(69,986)	59.2%
7201 · PE2 - Comprehensive Recharge	30,299	57,925	(27,626)	52.3%
7301 · PE3&5 - Water Supply/Desalter	-	4,791	(4,791)	0.0%
7301.1 · PE5 - Reg. Supply Water Prgm.	-	2,633	(2,633)	0.0%
7401 · PE4 - MZ1 Subsidence Mgmt. Plan	802	13,055	(12,253)	6.1%
7501 · PE6 - Coop. Programs/Salt Mgmt.	4,450	8,027	(3,577)	55.4%
7501.1 · PE 7 - Salt Nutrient Mgmt. Plan	1,114	6,582	(5,468)	16.9%
7601 · PE8&9 - Storage Mgmt./Recovery	2,687	11,217	(8,530)	24.0%
Subtotal WM Staff Costs	1,246,742	2,591,787	(1,345,045)	48%
60184.1 · Administrative Leave	15,428	6,799	8,629	226.9%
60185 · Vacation	144,945	119,130	25,815	121.7%
60185.1 · Comp Time	1,194	-	1,194	100.0%
60186 · Sick Leave	23,416	83,123	(59,707)	28.2%
60187 · Holidays	-	-	-	0.0%
Subtotal WM Paid Leaves	184,983	209,052	(24,069)	88%
Total WM Salary Costs	1,431,724	2,800,839	(1,369,115)	51.1%



Chino Basin Watermaster

Monthly Variance Report & Supplemental Schedules

For the period July 1, 2023 to February 29, 2024

Engineering

The following table details the Year-To-Date (YTD) Actual Engineering costs compared to the FY 24 adopted budget. The “\$ Over Budget” and the “% of Budget” columns are a comparison of the YTD actual to the annual budget. As of February 29th, the target budget percentage is generally 67%.

	Year to Date Actual	FY 23-24 Budget	\$ Over / (Under) Budget	% of Budget
Engineering Services Costs				
5901.8 · Judgment Admin - Meetings-Engineering Services	\$ -	\$ 45,097	\$ (45,097)	0.0%
5906.1 · Judgment Admin - Watermaster Model Update	-	41,235	(41,235)	0.0%
5906.71 · Judgment Admin - Data Requests-CBWM Staff	41,355	126,204	(84,849)	32.8%
5906.72 · Judgment Admin - Data Requests-Non-CBWM Staff	4,106	42,832	(38,726)	9.6%
5925 · Judgment Admin - Ag Production & Estimation	15,960	34,376	(18,417)	46.4%
5935 · Judgment Admin - Mat'l Physical Injury Requests	3,131	36,072	(32,941)	8.7%
5945 · Judgment Admin - WM Annual Report Preparation	11,671	15,416	(3,745)	75.7%
5965 · Judgment Admin - Support Data Collection & Mgmt Process	5,496	36,336	(30,841)	15.1%
6206 · Advisory Committee Meetings-WY Staff	4,997	23,466	(18,469)	21.3%
6306 · Watermaster Board Meetings-WY Staff	17,924	23,466	(5,542)	76.4%
8306 · Appropriative Pool Meetings-WY Staff	14,988	23,467	(8,479)	63.9%
8406 · Agricultural Pool Meetings-WY Staff	12,819	23,466	(10,647)	54.6%
8506 · Non-Agricultural Pool Meetings-WY Staff	7,884	23,466	(15,582)	33.6%
6901.8 · OBMP - Meetings-WY Staff	34,546	45,096	(10,550)	76.6%
6901.95 · OBMP - Reporting-WY Staff	52,049	57,316	(5,267)	90.8%
6906 · OBMP Engineering Services - Other	24,234	46,992	(22,758)	51.6%
6906.26 · 2020 OBMP Update	4,508	24,016	(19,508)	18.8%
7104.3 · Grdwtr Level-Engineering	140,949	256,445	(115,496)	55.0%
7104.8 · Grdwtr Level-Contracted Services	-	10,000	(10,000)	0.0%
7104.9 · Grdwtr Level-Capital Equipment	-	9,915	(9,915)	0.0%
7202 · PE2-Comp Recharge-Engineering Services	6,092	29,084	(22,992)	20.9%
7202.2 · PE2-Comp Recharge-Engineering Services	30,775	202,362	(171,587)	15.2%
7208 · SB88 Specs-Compliance-50% IEUA	-	54,012	(54,012)	0.0%
7210 · OBMP - 2023 RMPU	37,768	94,328	(56,561)	40.0%
7220 · Integrated Model Mtg./Tech. Review-50% IEUA	-	24,618	(24,618)	0.0%
7302 · PE3&5-PBSP Monitoring Program	24,157	69,121	(44,964)	34.9%
7303 · PE3&5-Engineering - Other	635	15,632	(14,998)	4.1%
7306 · PE3&5-Engineering - Outside Professionals	1,280	6,500	(5,220)	19.7%
7402 · PE4-Engineering	134,549	262,544	(127,994)	51.2%
7402.10 · PE4-Northwest MZ1 Area Project	79,264	271,703	(192,439)	29.2%
7403 · PE4-Eng. Services-Contracted Services-InSar	21,365	175,000	(153,635)	12.2%
7406 · PE4-Engineering Services-Outside Professionals	-	76,552	(76,552)	0.0%
7408 · PE4-Engineering Services-Network Equipment	5,171	14,081	(8,910)	36.7%
7502 · PE6&7-Engineering	190,142	384,163	(194,021)	49.5%
7505 · PE6&7-Laboratory Services	31,066	49,164	(18,098)	63.2%
7508 · HC Mitigation Plan-50% IEUA (TO #6)	7,990	10,703	(2,713)	74.7%
7510 · PE6&7-IEUA Salinity Mgmt. Plan	14,595	34,631	(20,036)	42.1%
7511 · PE6&7-SAWBMP Task Force-50% IEUA	9,488	24,610	(15,122)	38.6%
7517 · Surface Water Monitoring Plan-Chino Creek - 50% IEUA	25,943	69,821	(43,878)	37.2%
7520 · Preparation of Water Quality Mgmt. Plan	72,909	157,692	(84,783)	46.2%
7610 · PE8&9-Support 2020 Mgmt. Plan	13,687	69,306	(55,618)	19.7%
7614 · PE8&9-Support Imp. Safe Yield Court Order	454,033	663,747	(209,714)	68.4%
7620 · OBMP - Evaluation of Extreme Future Planning Scenarios	8,336	51,130	(42,794)	16.3%
Total Engineering Services Costs	\$ 1,557,526	\$ 3,755,182	\$ (2,189,320)	41.5%

* West Yost and Subcontractor Engineering Budget of \$2,884,956 plus Carryover Funds from FY 2022/23 of \$870,226



Chino Basin Watermaster

Monthly Variance Report & Supplemental Schedules

For the period July 1, 2023 to February 29, 2024

Legal

The following table details the YTD Brownstein Hyatt Farber Schreck (BHFS) expenses and costs compared to the FY 24 adopted budget. The “\$ Over Budget” and the “% of Budget” columns are a comparison of the YTD actual to the annual budget. As of February 29th, the target budget percentage is generally 67%.

	Year to Date Actual	FY 23-24 Budget	\$ Over / (Under) Budget	% of Budget
6070 · Watermaster Legal Services				
6071 · BHFS Legal - Court Coordination	\$ 238,848	\$ 171,260	\$ 67,588	139.5%
6072 · BHFS Legal - Rules & Regulations	-	92,900	(92,900)	0.0%
6073 · BHFS Legal - Personnel Matters	233,761	10,820	222,941	2160.5%
6074 · BHFS Legal - Interagency Issues	-	43,704	(43,704)	0.0%
6077 · BHFS Legal - Party Status Maintenance	1,205	13,730	(12,525)	8.8%
6078 · BHFS Legal - Miscellaneous (Note 1)	138,923	233,550	(94,627)	59.5%
Total 6070 · Watermaster Legal Services	612,738	565,964	46,774	108.3%
6275 · BHFS Legal - Advisory Committee	3,459	26,708	(23,249)	13.0%
6375 · BHFS Legal - Board Meeting	51,411	85,272	(33,861)	60.3%
6375.1 · BHFS Legal - Board Workshop(s)	-	18,499	(18,499)	0.0%
8375 · BHFS Legal - Appropriative Pool	7,112	33,385	(26,273)	21.3%
8475 · BHFS Legal - Agricultural Pool	7,112	33,385	(26,273)	21.3%
8575 · BHFS Legal - Non-Ag Pool	7,112	33,385	(26,273)	21.3%
Total BHFS Legal Services	76,205	230,634	(154,429)	33.0%
6907.3 · WM Legal Counsel				
6907.31 · Archibald South Plume	-	12,085	(12,085)	0.0%
6907.32 · Chino Airport Plume	720	12,085	(11,365)	6.0%
6907.33 · Desalter/Hydraulic Control	1,358	37,200	(35,842)	3.7%
6907.34 · Santa Ana River Water Rights	3,037	20,595	(17,558)	14.7%
6907.36 · Santa Ana River Habitat	-	30,090	(30,090)	0.0%
6907.38 · Reg. Water Quality Cntrl Board	725	30,090	(29,366)	2.4%
6907.39 · Recharge Master Plan	35,974	30,495	5,479	118.0%
6907.40 · Storage Agreements	-	16,960	(16,960)	0.0%
6907.41 · Prado Basin Habitat Sustainability	-	9,900	(9,900)	0.0%
6907.44 · SGMA Compliance	-	9,900	(9,900)	0.0%
6907.45 · OBMP Update	180,165	172,880	7,285	104.2%
6907.47 · 2020 Safe Yield Reset	14,816	33,920	(19,104)	43.7%
6907.48 · Ely Basin Investigation	84,476	126,040	(41,565)	67.0%
6907.90 · WM Legal Counsel - Unanticipated	-	37,395	(37,395)	0.0%
Total 6907 · WM Legal Counsel	321,269	579,635	(258,366)	55.4%
Total Brownstein, Hyatt, Farber, Schreck Costs	\$ 1,010,211	\$ 1,376,233	\$ (366,022)	73.4%



Chino Basin Watermaster

Monthly Variance Report & Supplemental Schedules

For the period July 1, 2023 to February 29, 2024

Optimum Basin Management Plan (OBMP)

The following table details the Year-To-Date (YTD) Actual OBMP costs compared to the FY 24 adopted budget. The “\$ Over Budget” and the “% of Budget” columns are a comparison of the YTD actual to the annual budget. As of February 29th, the target budget percentage is generally 67%.

	Year to Date Actual	FY 23-24 Budget	\$ Over / (Under) Budget	% of Budget
6900 · Optimum Basin Mgmt Plan				
6901.1 · OBMP - Document Review-WM Staff	\$ 25,112	\$ 89,136	\$ (64,024)	28.2%
6901.3 · OBMP - Field Work-WM Staff	1,318	7,003	(5,685)	18.8%
6901.5 · OBMP - General-WM Staff	68,613	124,049	(55,436)	55.3%
6901.7 · OBMP - Meeting-WM Staff	22,523	57,589	(35,066)	39.1%
6901.8 · OBMP - Meeting-West Yost	34,546	45,096	(10,550)	76.6%
6901.9 · OBMP - Reporting-WM Staff	3,362	2,370	992	141.8%
6901.95 · OBMP - Reporting-West Yost	52,049	57,316	(5,267)	90.8%
Total 6901 · OBMP WM and West Yost Staff	207,522	382,559	(175,037)	54.2%
6903 · OBMP - SAWPA				
6903 · OBMP - SAWPA Group	24,071	24,071	0	100.0%
Total 6903 · OBMP - SAWPA	24,071	24,071	0	100.0%
6906 · OBMP Engineering Services				
6906.1 · OBMP - Watermaster Model Update	18,889	41,235	(22,346)	45.8%
6906.15 · Integrated Model Mtgs. - IEUA Costs	-	-	-	0.0%
6906.21 · State of the Basin Report	-	-	-	0.0%
6906.26 · 2020 OBMP Update	4,508	24,016	(19,508)	18.8%
6906.71 · OBMP - Data Requests - CBWM Staff	-	-	-	0.0%
6906.72 · OBMP - Data Requests - Non CBWM	-	-	-	0.0%
6906 · OBMP Engineering Services - Other	24,234	46,992	(22,758)	51.6%
Total 6906 · OBMP Engineering Services	47,631	112,243	(64,612)	42.4%
6907 · OBMP Legal Fees				
6907.31 · Archibald South Plume	-	12,085	(12,085)	0.0%
6907.32 · Chino Airport Plume	720	12,085	(11,365)	6.0%
6907.33 · Desalter/Hydraulic Control	1,358	37,200	(35,842)	3.7%
6907.34 · Santa Ana River Water Rights	3,037	20,595	(17,558)	14.7%
6907.36 · Santa Ana River Habitat	-	30,090	(30,090)	0.0%
6907.38 · Reg. Water Quality Cntrl Board	725	30,090	(29,366)	2.4%
6907.39 · Recharge Master Plan	35,974	30,495	5,479	118.0%
6907.40 · Storage Agreements	-	16,960	(16,960)	0.0%
6907.41 · Prado Basin Habitat Sustainability	-	9,900	(9,900)	0.0%
6907.44 · SGMA Compliance	-	9,900	(9,900)	0.0%
6907.45 · OBMP Update	180,165	172,880	7,285	104.2%
6907.47 · 2020 Safe Yield Reset	14,816	33,920	(19,104)	43.7%
6907.48 · Ely Basin Investigation	84,476	126,040	(41,565)	67.0%
6907.90 · WM Legal Counsel - Unanticipated	-	37,395	(37,395)	0.0%
Total 6907 · OBMP Legal Fees	321,269	579,635	(258,366)	55.4%
6908 · OBMP Updates				
6908.1 · 2020 OBMP Update-Dodson & Assoc.	67,898	107,578	(39,680)	63.1%
Total 6908 · OBMP Updates	67,898	107,578	(39,680)	63.1%
6909 · OBMP Other Expenses				
6909.1 · OBMP Meetings	-	1,500	(1,500)	0.0%
6909.3 · Other OBMP Expenses	3,258	2,724	534	119.6%
6909.6 · OBMP Expenses - Miscellaneous	-	5,000	(5,000)	0.0%
Total 6909 · OBMP Other Expenses	3,258	9,224	(5,966)	35.3%
Total 6900 · Optimum Basin Mgmt Plan	\$ 671,648	\$ 1,215,309	\$ (543,661)	55.3%



Chino Basin Watermaster

Monthly Variance Report & Supplemental Schedules

For the period July 1, 2023 to February 29, 2024

Judgment Administration

The following table details the Year-To-Date (YTD) Actual Judgment Administration costs compared to the FY 24 adopted budget. The “\$ Over Budget” and the “% of Budget” columns are a comparison of the YTD actual to the annual budget. As of February 29th, the target budget percentage is generally 67%.

	Year to Date Actual	FY 23-24 Budget	\$ Over / (Under) Budget	% of Budget
5901 · Admin-WM Staff				
5901.1 · Admin-Doc. Review-WM Staff	\$ 26,159	\$ 82,794	\$ (56,635)	31.6%
5901.3 · Admin-Field Work-WM Staff	2,314	7,760	(5,446)	29.8%
5901.5 · Admin-General-WM Staff	49,244	60,129	(10,885)	81.9%
5901.7 · Admin-Meeting-WM Staff	9,380	2,633	6,747	356.3%
5901.8 · Admin-Meeting - West Yost	-	45,097	(45,097)	0.0%
5901.9 · Admin-Reporting-WM Staff	1,324	31,033	(29,709)	4.3%
Total 5901 · Admin-WM Staff	88,421	229,446	(141,025)	38.5%
5900 · Judgment Admin Other Expenses				
5906.71 · Admin-Data Req-CBWM Staff	41,355	126,204	(84,849)	32.8%
5906.72 · Admin-Data Req-Non CBWM Staff	4,106	42,832	(38,726)	9.6%
5910 · Court Coordination/Attend-WM	8,774	19,098	(10,324)	45.9%
5911 · Exhibit G-WM Staff	1,592	2,370	(778)	67.2%
5921 · Production Monitoring-WM Staff	2,892	11,322	(8,430)	25.5%
5925 · Ag Prod & Estimation-West Yost	15,960	34,376	(18,417)	46.4%
5931 · Recharge Applications-WM Staff	-	4,634	(4,634)	0.0%
5935 · Admin-Mat'l Phy Inj Requests	3,131	36,072	(32,941)	8.7%
5941 · Reporting-WM Staff	530	1,316	(786)	40.3%
5945 · WM Annual Report Prep-West Yost	11,671	15,416	(3,745)	75.7%
5951 · Rules & Regs-WM Staff	-	12,726	(12,726)	0.0%
5961 · Safe Yield-WM Staff	1,049	26,330	(25,281)	4.0%
5965 · Support Data Collect-West Yost	5,496	36,336	(30,841)	15.1%
5971 · Storage Agreements-WM Staff	1,714	4,739	(3,025)	36.2%
5981 · Water Acct/Database-WM Staff	78,017	109,793	(31,776)	71.1%
5991 · Water Transactions-WM Staff	3,306	8,688	(5,382)	38.0%
Total 5900 · Judgment Admin Other Expenses	179,591	492,252	(312,661)	36.5%
Total 5900 · Judgment Administration	\$ 268,012	\$ 721,698	\$ (453,686)	37.1%



Chino Basin Watermaster

Monthly Variance Report & Supplemental Schedules

For the period July 1, 2023 to February 29, 2024

“Carry Over” Funding:

During the month of July 2023, the “Carry Over” funding was calculated. The Total “Carry Over” funding amount of \$2,277,561.54 has been posted to the general ledger accounts. The total amount consisted of \$870,226.24 from Engineering Services, \$816,709.78 from Capital Improvement Projects, \$464,627.66 from OBMP Activities, \$111,461.18 from Pool Funding Accounts, and \$14,536.68 from Administration Services. More detailed information is provided in the table below.

Carry Over Budget Detail - FY 23/24

Description	Amount	Account	Fiscal Year	Type
Other Office Equipment - Boardroom Upgrades	\$ 10,037.93	6038	FY 2020/21	ADMIN
Board Workshop Expenses - Misc.	4,498.75	6375.2	FY 2021/22	ADMIN
Meter Installation - New Meter Installation	175,400.00	7540	FY 2018/19	OBMP
Meter Installation - Calibration and Testing	181,650.00	7545	FY 2018/19	OBMP
2022 OBMP Update - Dodson & Asso.	107,577.66	6908.1	FY 2022/23	OBMP
Watermaster Model Update	34,206.75	5906.1	FY 2022/23	ENG
Groundwater Level Monitoring Program	2,700.00	7104.3	FY 2022/23	ENG
PE2 - Comprehensive Recharge - Eng. Services	27,943.64	7202.2	FY 2020/21	ENG
PE2 - Comprehensive Recharge - Eng. Services	18,441.85	7202.2	FY 2021/22	ENG
PE2 - Comprehensive Recharge - Eng. Services	72,788.26	7202.2	FY 2022/23	ENG
SB88-Specs-Ensure Compliance-50% IEUA	54,012.38	7208	FY 2020/21	ENG
OBMP - 2023 RMPU	60,000.00	7210	FY 2022/23	ENG
Integrated Model - Meetings - 50% IEUA Costs	24,617.63	7220	FY 2021/22	ENG
PBHSP - Monitoring, Data Analysis, Reporting	21,000.00	7302	FY 2022/23	ENG
OBMP - Engineering Services	65,208.75	7402	FY 2022/23	ENG
PE4 - Northwest MZ-1 Area Project	23,805.91	7402.1	FY 2021/22	ENG
PE4 - Northwest MZ-1 Area Project	126,194.09	7402.1	FY 2022/23	ENG
PE4/MZ-1: InSAR - Outside Pro	85,000.00	7403	FY 2022/23	ENG
Ground Level Monitoring - Capital Equipment	5,000.00	7408	FY 2022/23	ENG
PE6-7: Coop Efforts/Salt Management:	40,000.00	7502	FY 2022/23	ENG
Groundwater Quality Monitoring Program	16,194.00	7505	FY 2022/23	ENG
Hydraulic Control Mitigation Plan Update-50% IEUA	9,687.25	7508	FY 2021/22	ENG
Hydraulic Control Mitigation Plan Update-50% IEUA	1,016.00	7508	FY 2022/23	ENG
IEUA - Update Recycle Water Permit - Salinity	19,752.23	7510	FY 2021/22	ENG
PE8&9 - Support Imp. 2020 Storage Mgmt. Plan	42,657.50	7610	FY 2020/21	ENG
Support Implementation of the Safe Yield Court Order:	120,000.00	7614	FY 2022/23	ENG
Upper Santa Ana River HCP (TO #7)	15,062.88	7690.7	FY 2014/15	PROJ
Upper Santa Ana River HCP (TO #7)	5,000.00	7690.7	FY 2015/16	PROJ
Lower Day Basin RMPU (TO #2)	238,646.90	7690.8	FY 2016/17	PROJ
Jurupa Basin Berm & Trash Boom	358,000.00	7690.23	FY 2022/23	PROJ
Funds on Hold for Projects/Refund	200,000.00	7690.9	FY 2017/18	PROJ
Agricultural Pool - Legal Services	41,675.63	8467	FY 2022/23	AP
Agricultural Pool - Mtg. Attendance Compensation	950.98	8470	FY 2022/23	OAP
Agricultural Pool - Special Project Funding	10,993.67	8471	FY 2021/22	OAP
Non-Agricultural Pool - Meeting Compensation	875.00	8511	FY 2022/23	ONAP
Non-Agricultural Pool - Legal Services	56,965.90	8567	FY 2022/23	ONAP
Balance at 7/31/23	\$ 2,277,561.54			



CHINO BASIN WATERMASTER

9641 San Bernardino Road, Rancho Cucamonga, CA 91730
Tel: 909.484.3888 www.cbwm.org

EDGAR TELLEZ FOSTER, PhD
Acting General Manager

STAFF REPORT

DATE: April 11, 2024

TO: AP/ONAP/OAP Committee Members

SUBJECT: Application for Recharge – Fontana Water Company (MAR) (Consent Calendar Item I.C.)

SUMMARY:

Issue: On March 27, 2024, Fontana Water Company submitted an Application for Recharge for up to 250 acre-feet per year from September 2021 until September 2027 to be recharged to a pilot project located at a vineyard south of Beech Avenue and east of Cherry Avenue in the City of Fontana. [Within WM Duties and Powers]

Recommendation: Recommend to the Advisory Committee to recommend to the Watermaster Board to approve Fontana Water Company's Application for Recharge and direct Watermaster staff to account for this supplemental water recharge in Fontana Water Company's existing Local Supplemental account.

Financial Impact: None

Future Consideration

Appropriative Pool – April 11, 2024: Advice and Assistance
Non-Agricultural Pool – April 11, 2024: Advice and Assistance
Agricultural Pool – April 11, 2024: Advice and Assistance
Advisory Committee – May 16, 2024: Advice and Assistance
Watermaster Board – May 23, 2024: Approval

ACTIONS:

Appropriative Pool – April 11, 2024:
Non-Agricultural Pool – April 11, 2024:
Agricultural Pool – April 11, 2024:
Advisory Committee – May 16, 2024:
Watermaster Board – May 23, 2024:

Watermaster's function is to administer and enforce provisions of the Judgment and subsequent orders of the Court, and to develop and implement an Optimum Basin Management Program

BACKGROUND

The Court approved the Peace Agreement, the OBMP Implementation Plan and the goals and objectives identified in the OBMP Phase I Report on July 13, 2000 and ordered Watermaster to proceed in a manner consistent with the Peace Agreement. Under the Peace Agreement, Watermaster approval is required for applications to store, recapture, recharge or transfer water, as well as for applications for credits or reimbursements and storage and recovery programs.

Where there is no Material Physical Injury (MPI), Watermaster must approve the application. Where the request for Watermaster approval is submitted by a Party to the Judgment, there is a rebuttable presumption that most of the proposed activities do not result in Material Physical Injury to a Party to the Judgment or the Basin (Storage and Recovery Programs do not have this presumption).

DISCUSSION

On March 27, 2024, Fontana Water Company (FWC) submitted an application for recharge for up to 250 acre-feet per year from September 2021 until September 2027. The application states that the method of recharge will be surface spreading into a vineyard located along the south side of Beech Avenue and east of Cherry Avenue in the City of Fontana. The Application identifies the source water to be treated Lytle Creek surface water. Recharge by injection is not subject to evaporative losses.

FWC currently has an approved Recharge Application for 100 acre-feet per year until September 2026. However, the recharge at the vineyard has performed well enough that FWC would like to increase the amount of recharge per year to 250 acre-feet. Approval of this March 27, 2024 Application will cause it to supersede and terminate the previous application.

West Yost, Watermaster's Engineer, completed an MPI analysis on April 3, 2024, declaring no negative impacts to the Basin from this proposed recharge event (see Attachment 2).

Once approved, FWC must complete Form 2b *Request to Recharge Supplemental Water by a Person to Watermaster* for each recharge event during the application's proposed period. During the recharge event, Watermaster will collect data to ensure the water is properly accounted for. Upon completion of the recharge event, FWC will be required to submit Form 2c *Report of Supplemental Water Recharge by a Person to Watermaster* for final review and accounting.

ATTACHMENTS

1. Fontana Water Company Recharge Application (MAR) Dated March 27, 2024
2. April 3, 2024 letter from West Yost to Watermaster: *Analysis of Material Physical Injury for the Fontana Water Company (FWC) Recharge Application, Submitted to the Chino Basin Watermaster on March 27, 2024*
3. Summit Treatment Plant Title 22 Samples 2023
4. Notice Forms

Form 2a - Application for Supplemental Water Recharge

Applicant Information and Recharge Request			
Person	Fontana Water Company (FWC)	Date Requested	3/25/2024
Contact (individual)	Oscar Ramos	Date Approved	
Street Address	15966 Arrow Route	Proposed Period of Time Covered by Recharge Application (mm/yyyy to mm/yyyy)	09/2021 to 09/2027
City	Fontana Water Company		
State	CA		
Zip Code	92335	Requested Total Amount of Recharge Over the Application Period (AF)	Increase from 100 to 250 per year
Telephone	909-822-2201	Approved Total Amount of Recharge Over the Application Period (AF)	
Fax	909-823-5046		
Email	omramos@sgvwater.com		

Source(s) of Supply (check box and provide supporting information)	
<input type="checkbox"/>	State Water Project
<input type="checkbox"/>	Colorado River Aqueduct
<input checked="" type="checkbox"/>	Local Supplemental (identify source and attach source water quality characterization including TDS and TN; use as many sheets as necessary) Treated Lytle Creek Water from Summit Treatment Plant (F14)
<input type="checkbox"/>	Recycled Water (identify source and attach source water quality characterization including TDS and TN; use as many sheets as necessary)
<input type="checkbox"/>	Other (identify source and attach source water quality characterization including TDS and TN; use as many sheets as necessary)

Method of Recharge (check box and provide supporting information)	
<input checked="" type="checkbox"/>	Surface Spreading
	Recharge Basin Name(s) Vineyard Pilot - S/Beech Ave & E/Cherry Ave
	Expected Period of Recharge (mm/dd to mm/dd) Varies
	Depth to Water in Recharge Area (ft-bgs) Unknown
	Water Quality in Recharge Area (attach characterization) Treated to Potable Standards.
<input type="checkbox"/>	Injection
	Well Names and Locations (attach well completion report if not on file with the Watermaster)
	Expected Period of Recharge (mm/dd to mm/dd)
	Depth to Water in Recharge Area (ft-bgs)
	Water Quality in Recharge Area (attach characterization)
<input type="checkbox"/>	In-Lieu Exchange
	Treatment Plant and Turnout
	Share of Safe Yield (percent and AFY)
	Carryover Right, if Applicable (AF)
	Water in Storage (AF)
	Pumping Capacity (mgd or AFM)
	Expected Period of Recharge (mm/dd to mm/dd)
	Depth to Water in Area Impacted by In-Lieu Recharge (ft-bgs)
	Water Quality in Area Impacted by In-Lieu Recharge (attach characterization)

Form 2a - Application for Supplemental Water Recharge

Material Physical Injury

Is the applicant aware of any potential material physical injury to a Party to the Judgment or the Basin that may be caused by the action covered by the Application? YES NO

If yes what are the proposed mitigation measures, if any, that might reasonably be imposed to ensure that the action does not result in Material Physical Injury to a Party or the Basin (provide list of mitigation measures and rational either below or attach one to this application)

BY:  _____
 Applicant

 _____
 Date

To Be Completed by Watermaster

Is the Person a Party to the Judgment that has:

Previously contributed to the implementation of the OBMP? YES NO

Is in compliance with their continuing covenants under the Peace Agreement? YES NO

(If answer to previous question is NO)

Paid or delivered to Watermaster "financial equivalent" consideration to offset the past performance prior to the OBMP implementation? YES NO

Promised continued future compliance with Watermaster Rules and Regulations? YES NO

Date of Approval from Appropriative Pool (mm/dd/yyyy) _____

Date of Approval from Overlying Non-Ag Pool (mm/dd/yyyy) _____

Date of Approval from Overlying Ag Pool (mm/dd/yyyy) _____

Hearing Date (if any) (mm/dd/yyyy) _____

Date of Approval by Advisory Committee (mm/dd/yyyy) _____

Date of Approval from Board (mm/dd/yyyy) _____

Recharge Agreement Number _____



23692 Birtcher Drive
Lake Forest CA 92630

949.420.3030 phone
530.756.5991 fax
westyost.com

April 3, 2024

Project No.: 941-80-23-03
SENT VIA: EMAIL

Chino Basin Watermaster
Attention: Mr. Edgar Tellez Foster, Acting General Manager
9641 San Bernardino Road
Rancho Cucamonga, CA 91730

SUBJECT: Analysis of Material Physical Injury for the Fontana Water Company (FWC) Recharge Application, Submitted to the Chino Basin Watermaster on March 27, 2024 (hereafter March 27, 2024 recharge application)

Mr. Tellez Foster:

Pursuant to your direction, West Yost Associates, Inc. (West Yost) conducted a material physical injury (MPI) analysis on a Recharge Application submitted by the Fontana Water Company (FWC) to the Chino Basin Watermaster on March 27, 2024 (hereafter, March 27, 2024, recharge application). This MPI analysis was completed pursuant to the Watermaster Rules and Regulations and the Peace Agreement.

In 2016, Watermaster approved a procedure for the recharge of supplemental water. This procedure includes three main steps:

1. Apply for and obtain Watermaster approval to recharge Supplemental Water;
2. Plan, schedule, coordinate, and execute a Supplemental Water recharge event; and
3. Provide the monitoring and accounting necessary to enable the applicant and Watermaster to determine how much water was actually recharged during a recharge event and to account for the recharged water

Under Step 1, Any Person seeking to recharge Supplemental Water is required to complete Watermaster Form No. 2a *Application for Recharge*.¹ Watermaster staff reviews the completed application and conducts an analysis to determine if the proposed recharge as described in the recharge application will cause potential MPI.

Pursuant to the Peace Agreement (page 8), MPI is defined as:

"[...] material injury that is attributable to Recharge, Transfer, storage and recovery, management, movement or Production of water or implementation of the OBMP, including, but not limited to, degradation of water quality, liquefaction, land

¹ <https://www.cbwm.org/pages/forms/>

subsidence, increases in pump lift and adverse impacts associated with rising groundwater.”

Article 10 of the Watermaster Rules and Regulations (paragraph 10.10) requires that:

“[...] Watermaster prepare a written summary and analysis (which will include an analysis of the potential for material physical injury) of the Application and provide the Parties with a copy of the written summary and advanced notice of the date of Watermaster’s scheduled consideration and possible action on any pending Applications.”

The MPI analysis presented herein is based on our professional experience and judgment in the Chino Basin, including the past analyses of monitoring data, past evaluations of Chino Basin storage programs, past groundwater modeling of various groundwater management alternatives in the Chino Basin, and prior MPI analyses.

FWC’S RECHARGE APPLICATION OF MARCH 27, 2024

In June 2021, FWC submitted, and the Watermaster Board approved, a recharge application to recharge up to 100 af per year (afy) of Lytle Creek water at a working vineyard located south of Beech Avenue and east of Cherry Avenue, east of the San Sevaine basins (the vineyard) during the five-year period of September 2021 through September 2026. The March 27, 2024 recharge application proposes to increase the rate of recharge from 100 to 250 afy and to extend the recharge period through September 2027. The recharge water would be treated to potable standards at FWC’s Summit Water Treatment Plant, formally known as the Sandhill Treatment Plant, and diverted into the vineyard from the FWC distribution system. Watermaster classifies the water proposed to be recharged by the FWC as supplemental water.

West Yost evaluated for the following to determine the potential for MPI from the proposed recharge:

- Impacts to groundwater levels that could result in liquefaction, land subsidence, and/or increases in pump lifts at wells.
- Impacts to the balance of recharge and discharge in every area and subarea of the Chino Basin.
- Impacts to groundwater quality.

Potential Impacts to Groundwater Level

The proposed project will produce a localized increase in groundwater levels in the vicinity of the vineyard where the recharge occurs. The temporary increase in groundwater levels will be followed by a return to the groundwater levels that would occur had the water not been recharged. The impacts of these localized changes in groundwater levels are described below:

- *Liquefaction.* As of March 2024, the depth to groundwater is about 628 feet below ground surface (bgs) beneath vineyard; groundwater-level data at Inland Empire Utilities Agency’s (IEUA) San Sevaine 1-1 monitoring well, located southeast of the vineyard, suggests that there is perched groundwater near the vineyard with at a depth to groundwater of about 192 feet bgs. Provided that the FWC conducts recharge at the vineyard such that groundwater levels remain

below 50 feet bgs,² there will be no threat of liquefaction due to the localized increases in groundwater levels.

- *Land subsidence.* Land subsidence due to changes in groundwater levels typically occurs with declining groundwater levels. Thus, there will be no threat of aquifer-system compaction and land subsidence due to the localized increases in groundwater levels caused by the recharge.
- *Pumping lifts.* Because of the temporary increases in groundwater levels, pumping lifts and pumping costs may be slightly reduced for wells in the vicinity of the recharge.

Balance of Recharge and Discharge in Every Area and Subarea

Per the March 27, 2024, recharge application for the vineyard, the FWC intends to use the proposed recharge to partially offset its replenishment obligation. The vineyard is located in MZ2 and the FWC's pumping wells are located in MZ3. Figure 7-11d from the 2020 Safe Yield Recalculation Final Report (WEI, 2020)³ shows the projected change in groundwater levels from 2018 through 2050. Review of this map indicates that for the period 2018 through 2050, groundwater levels are projected to decline more in the northern part of MZ2 (more than 20 feet) than the northern part of MZ3 (between 10 and 20 feet). The proposed recharge will contribute to improving the balance of recharge and discharge in MZ2.

Water Quality Impacts

The source of the supplemental water in the FWC's March 27, 2024, recharge application is Lytle Creek water treated to potable standards. West Yost obtained water quality data of the source water from the FWC and the Watermaster's database for the period 2016-2023. These data indicate no exceedances of primary California Title 22 maximum contaminant levels (MCLs).

Impacts to Receiving Waters

The proposed recharge water is of equal or better quality than current groundwater in the area of recharge; hence, recharge of this water will likely improve the general water quality in the vicinity of the vineyard.

Additionally, Watermaster recently conducted a groundwater modeling study to evaluate a 100,000 af storage and recovery program in the Chino Basin, which included recharge in the San Sevaive Basins. The study concluded that the "displacements [of contaminant plumes due to the storage and recovery program] are negligible and are not potential MPI."⁴ Based on these results and the location and magnitude of the proposed recharge, our professional opinion is that the proposed recharge will not change the direction and/or speed of movement of known contaminant plumes in the Chino Basin.

Basin Plan Compliance

The proposed recharge will occur in the Chino North Groundwater Management Zone (GMZ). The 2004 Regional Water Quality Control Plan for the Santa Ana Basin (Basin Plan) has maximum benefit-based TDS

² Per the County of Riverside's 2003 Riverside County Integrated Project (RCIP) Environmental Impact Report (EIR), areas with depth to groundwater of greater than 50 feet are considered low risk for liquefaction.

³ https://cbwm.syncedtool.com/shares/folder/e83081106c3072/?folder_id=2512

⁴ West Yost (2021). *Evaluation of the Local Storage Limitation Solution*. February 2021.

Mr. Edgar Tellez Foster

April 3, 2024

Page 4

and nitrate (expressed as nitrogen) concentration objectives in the Chino-North GMZ of 420 milligrams per liter (mg/L) and 5 mg/L, respectively. Pursuant to the Basin Plan, Watermaster and the IEUA are required to manage artificial recharge in Chino North GMZ such that the five-year, volume-weighted average TDS and nitrate concentrations of the recycled water, imported water, and new stormwater recharged across all recharge facilities does not exceed the maximum benefit-based Basin Plan objectives.

Based on the water quality data from the FWC and the Watermaster's database for the period 2016-2023, the TDS and nitrate concentrations of the water proposed to be recharged are generally less than 320 mg/L and 1 mg/L, respectively. The current ambient TDS and nitrate concentrations in the Chino-North GMZ (covering the 20-year period from 2001 to 2021) are 360 mg/L and 10.8 mg/L,⁵ respectively. Thus, the proposed recharge will not encroach on the current assimilative capacity or interfere with Watermaster and the IEUA's regulatory obligations.

Conclusion

Based on the information available at this time, our professional opinion is that there will be no MPI due to FWC's proposed recharge as described in its March 27, 2024, recharge application.

Please contact me if you have any questions or concerns regarding this MPI analysis.

Sincerely,
WEST YOST



Carolina Sanchez, PE
Senior Engineer
RCE #85598

cc: Justin Nakano

⁵ West Yost (2023). *2021 Ambient Water Quality Pilot Study*. Prepared for the Santa Ana Watershed Project Authority Basin Monitoring Program Task Force. October 2023.

Work Orders: 3D19140

Report Date: 6/05/2023

Project: Summit - Treated Title 22 Monitoring

Received Date: 4/19/2023

Turnaround Time: Normal

Phones: (626) 448-6183

Fax: (626) 582-1571

Attn: Cris I. Fealy

P.O. #:

Client: San Gabriel Valley Water Company - Fontana
 P. O. Box 6010
 El Monte, CA 91734

Billing Code:

Dear Cris I. Fealy :

Enclosed are the results of analyses for samples received 4/19/2023 with the Chain-of-Custody document. The samples were received in good condition, at 2.5 °C and on ice. All analysis met the method criteria except as noted in the case narrative or in the report with data qualifiers.

Sample Results

Sample: 3076 - Summit - Treated, RegID: CA3610041_076_076
 3D19140-01 (Water)

Sampled: 04/19/23 10:45 by Ben Wilkins

Analyte	Result	MDL	MRL	Units	Dil	Analyzed	Qualifier
Method: _Various			Instr: [CALC]				
Batch ID: [CALC]			Preparation: [CALC]				Analyst: RJR
Total Anions	3.2		0.13	meq/l	1	04/27/23	
Total Cations	3.0		0.12	meq/l	1	04/28/23	
Total hardness as CaCO3	133		3.31	mg/l	1	04/28/23	
Method: AWWA			Instr: [CALC]				
Batch ID: W3E0333			Preparation: _NONE (METALS)				Analyst: ntl
Aggressive Index	12.0			AGI	1	05/03/23	
Method: EPA 140.1			Instr: _ANALYST				
Batch ID: W3D1790			Preparation: _NONE (WETCHEM)				Analyst: heq
Threshold Odor Number	ND		1.0	T.O.N.	1	04/19/23 19:08	
Method: EPA 1613B			Instr: GCMS15				
Batch ID: W3D2507			Preparation: EPA 3510C				Analyst: EFC
2,3,7,8-TCDD (Dioxin)	ND		5.00	pg/l	1	05/03/23	
Method: EPA 180.1			Instr: TURB01				
Batch ID: W3D1789			Preparation: _NONE (WETCHEM)				Analyst: CPT
Turbidity	0.25		0.10	NTU	1	04/19/23 18:21	
Method: EPA 200.7			Instr: ICP03				
Batch ID: W3D2331			Preparation: EPA 200.2				Analyst: kvm
Boron, Total	12		10	ug/l	1	04/28/23	
Calcium, Total	42.7		0.500	mg/l	1	04/28/23	
Iron, Total	ND		30	ug/l	1	04/28/23	

Sample Results

(Continued)

Sample: 3076 - Summit - Treated, RegID: CA3610041_076_076
3D19140-01 (Water)

Sampled: 04/19/23 10:45 by Ben Wilkins
(Continued)

Analyte	Result	MDL	MRL	Units	Dil	Analyzed	Qualifier
Method: EPA 200.7			Instr: ICP03				
Batch ID: W3D2331	Preparation: EPA 200.2		Prepared: 04/26/23 11:56			Analyst: kvm	
Magnesium, Total	6.39		0.500	mg/l	1	04/28/23	
Potassium, Total	2.0		0.50	mg/l	1	04/28/23	
Sodium, Total	7.2		1.0	mg/l	1	04/28/23	
Method: EPA 200.8			Instr: ICPMS04				
Batch ID: W3D2332	Preparation: EPA 200.2		Prepared: 04/26/23 16:00			Analyst: tyc	
Aluminum, Total	120		20	ug/l	1	04/27/23	
Antimony, Total	ND		0.50	ug/l	1	04/27/23	
Arsenic, Total	1.1		0.50	ug/l	1	04/27/23	
Barium, Total	15		1.0	ug/l	1	04/27/23	
Beryllium, Total	ND		0.10	ug/l	1	04/27/23	
Cadmium, Total	ND		0.50	ug/l	1	04/27/23	
Chromium, Total	ND		2.0	ug/l	1	04/27/23	
Copper, Total	ND		1.0	ug/l	1	04/27/23	
Lead, Total	ND		0.20	ug/l	1	04/27/23	
Manganese, Total	ND		1.0	ug/l	1	04/27/23	
Nickel, Total	ND		2.0	ug/l	1	04/27/23	
Selenium, Total	ND		0.50	ug/l	1	04/27/23	
Silver, Total	ND		0.20	ug/l	1	04/27/23	
Thallium, Total	ND		0.20	ug/l	1	04/27/23	
Zinc, Total	ND		10	ug/l	1	04/27/23	
Method: EPA 245.1			Instr: HG03				
Batch ID: W3D2398	Preparation: EPA 245.1		Prepared: 04/27/23 08:57			Analyst: KVM	
Mercury, Total	ND		0.050	ug/l	1	04/27/23	
Method: EPA 300.0			Instr: LC12				
Batch ID: W3D2293	Preparation: _NONE (LC)		Prepared: 04/26/23 10:16			Analyst: RJR	
Chloride, Total	4.6		0.50	mg/l	1	04/27/23	
Fluoride, Total	0.29		0.10	mg/l	1	04/27/23	
Sulfate as SO4	18		0.50	mg/l	1	04/27/23	
Method: EPA 314.0			Instr: LC08_Channel1				
Batch ID: W3D1868	Preparation: _NONE (LC)		Prepared: 04/20/23 10:07			Analyst: JAN	
Perchlorate	ND	0.39	2.0	ug/l	1	04/20/23	
Method: EPA 335.4			Instr: AA01				
Batch ID: W3D2256	Preparation: _NONE (WETCHEM)		Prepared: 04/25/23 17:03			Analyst: ISM	
Cyanide, Total	ND		5.0	ug/l	1	04/27/23	
Method: EPA 353.2			Instr: AA01				
Batch ID: W3D1792	Preparation: _NONE (WETCHEM)		Prepared: 04/19/23 17:25			Analyst: ism	
Nitrate as N	0.40		0.20	mg/l	1	04/19/23 18:40	
Nitrite as N	ND		100	ug/l	1	04/19/23 18:40	
NO2+NO3 as N	400		200	ug/l	1	04/19/23	

Sample Results

(Continued)

Sample: 3076 - Summit - Treated, RegID: CA3610041_076_076
3D19140-01 (Water)

Sampled: 04/19/23 10:45 by Ben Wilkins
(Continued)

Analyte	Result	MDL	MRL	Units	Dil	Analyzed	Qualifier
Method: EPA 508.1			Instr: GC08				
Batch ID: W3E0107		Preparation: EPA 508.1/SPE		Prepared: 05/02/23 08:13			Analyst: rjg
4,4'-DDD	ND		0.010	ug/l	1	05/10/23	
4,4'-DDE	ND		0.010	ug/l	1	05/10/23	
4,4'-DDT	ND		0.010	ug/l	1	05/10/23	
Aldrin	ND		0.010	ug/l	1	05/10/23	
alpha-BHC	ND		0.010	ug/l	1	05/10/23	
Aroclor 1016	ND		0.10	ug/l	1	05/10/23	
Aroclor 1221	ND		0.10	ug/l	1	05/10/23	
Aroclor 1232	ND		0.10	ug/l	1	05/10/23	
Aroclor 1242	ND		0.10	ug/l	1	05/10/23	
Aroclor 1248	ND		0.10	ug/l	1	05/10/23	
Aroclor 1254	ND		0.10	ug/l	1	05/10/23	
Aroclor 1260	ND		0.10	ug/l	1	05/10/23	
beta-BHC	ND		0.010	ug/l	1	05/10/23	
Chlordane (tech)	ND		0.10	ug/l	1	05/10/23	
Chlorothalonil	ND		0.050	ug/l	1	05/10/23	
delta-BHC	ND		0.010	ug/l	1	05/10/23	
Dieldrin	ND		0.010	ug/l	1	05/10/23	
Endosulfan I	ND		0.010	ug/l	1	05/10/23	
Endosulfan II	ND		0.010	ug/l	1	05/10/23	
Endosulfan sulfate	ND		0.010	ug/l	1	05/10/23	
Endrin	ND		0.010	ug/l	1	05/10/23	
Endrin aldehyde	ND		0.010	ug/l	1	05/10/23	
gamma-BHC (Lindane)	ND		0.010	ug/l	1	05/10/23	
Heptachlor	ND		0.010	ug/l	1	05/10/23	
Heptachlor epoxide	ND		0.010	ug/l	1	05/10/23	
Hexachlorobenzene	ND		0.050	ug/l	1	05/10/23	
Hexachlorocyclopentadiene	ND		0.050	ug/l	1	05/10/23	
Methoxychlor	ND		0.010	ug/l	1	05/10/23	
PCBs, Total	ND		0.50	ug/l	1	05/10/23	
Propachlor	ND		0.050	ug/l	1	05/10/23	
Toxaphene	ND		1.0	ug/l	1	05/10/23	
Trifluralin	ND		0.010	ug/l	1	05/10/23	

Surrogate(s)

4,4-Dibromobiphenyl 115% 70-130 Conc: 0.109 05/10/23

Method: EPA 515.4

Instr: GC08

Batch ID: W3D2392

Preparation: EPA 515.4/Micro Ext. Drtz

Prepared: 04/27/23 08:14

Analyst: rjg

2,4,5-T	ND		0.20	ug/l	1	05/06/23	
2,4,5-TP (Silvex)	ND		0.20	ug/l	1	05/06/23	
2,4-D	ND		0.40	ug/l	1	05/06/23	
2,4-DB	ND		2.0	ug/l	1	05/06/23	

3D19140

Page 3 of 10

Sample Results

(Continued)

Sample: 3076 - Summit - Treated, RegID: CA3610041_076_076
3D19140-01 (Water)

Sampled: 04/19/23 10:45 by Ben Wilkins
(Continued)

Analyte	Result	MDL	MRL	Units	Dil	Analyzed	Qualifier
Method: EPA 515.4			Instr: GC08				
Batch ID: W3D2392	Preparation: EPA 515.4/Micro Ext. Drtz		Prepared: 04/27/23 08:14			Analyst: rjg	
3,5-Dichlorobenzoic acid	ND		1.0	ug/l	1	05/06/23	
Acifluorfen	ND		0.40	ug/l	1	05/06/23	
Bentazon	ND		2.0	ug/l	1	05/06/23	
Dalapon	ND		0.40	ug/l	1	05/06/23	
DCPA	ND		0.10	ug/l	1	05/06/23	
Dicamba	ND		0.60	ug/l	1	05/06/23	
Dichloroprop	ND		0.30	ug/l	1	05/06/23	
Dinoseb	ND		0.40	ug/l	1	05/06/23	
Pentachlorophenol	ND		0.20	ug/l	1	05/06/23	
Picloram	ND		0.60	ug/l	1	05/06/23	
<i>Surrogate(s)</i>							
2,4-DCAA	96%		70-130	Conc: 9.61		05/06/23	
Method: EPA 524.2			Instr: GCMS08				
Batch ID: W3D1819	Preparation: EPA 5030B		Prepared: 04/20/23 06:25			Analyst: cam	
1,1,1,2-Tetrachloroethane	ND		0.50	ug/l	1	04/21/23	
1,1,1-Trichloroethane	ND		0.50	ug/l	1	04/21/23	
1,1,2,2-Tetrachloroethane	ND		0.50	ug/l	1	04/21/23	
1,1,2-Trichloroethane	ND		0.50	ug/l	1	04/21/23	
1,1-Dichloroethane	ND		0.50	ug/l	1	04/21/23	
1,1-Dichloroethene	ND		0.50	ug/l	1	04/21/23	
1,1-Dichloropropene	ND		0.50	ug/l	1	04/21/23	
1,2,3-Trichlorobenzene	ND		0.50	ug/l	1	04/21/23	
1,2,4-Trichlorobenzene	ND		0.50	ug/l	1	04/21/23	
1,2,4-Trimethylbenzene	ND		0.50	ug/l	1	04/21/23	
1,2-Dichloroethane	ND		0.50	ug/l	1	04/21/23	
1,2-Dichloropropane	ND		0.50	ug/l	1	04/21/23	
1,3,5-Trimethylbenzene	ND		0.50	ug/l	1	04/21/23	
1,3-Dichloropropane	ND		0.50	ug/l	1	04/21/23	
1,3-Dichloropropene, Total	ND		0.50	ug/l	1	04/21/23	
2,2-Dichloropropane	ND		0.50	ug/l	1	04/21/23	
2-Butanone	ND		5.0	ug/l	1	04/21/23	
2-Chlorotoluene	ND		0.50	ug/l	1	04/21/23	
2-Hexanone	ND		5.0	ug/l	1	04/21/23	
4-Chlorotoluene	ND		0.50	ug/l	1	04/21/23	
4-Methyl-2-pentanone	ND		5.0	ug/l	1	04/21/23	
Benzene	ND		0.50	ug/l	1	04/21/23	
Bromobenzene	ND		0.50	ug/l	1	04/21/23	
Bromochloromethane	ND		0.50	ug/l	1	04/21/23	
Bromodichloromethane	0.81		0.50	ug/l	1	04/21/23	
Bromoform	ND		0.50	ug/l	1	04/21/23	

Sample Results

(Continued)

Sample: 3076 - Summit - Treated, RegID: CA3610041_076_076
3D19140-01 (Water)

Sampled: 04/19/23 10:45 by Ben Wilkins
(Continued)

Analyte	Result	MDL	MRL	Units	Dil	Analyzed	Qualifier
Method: EPA 524.2			Instr: GCMS08				
Batch ID: W3D1819	Preparation: EPA 5030B		Prepared: 04/20/23 06:25				Analyst: cam
Bromomethane	ND		0.50	ug/l	1	04/21/23	
Carbon tetrachloride	ND		0.50	ug/l	1	04/21/23	
Chlorobenzene	ND		0.50	ug/l	1	04/21/23	
Chloroethane	ND		0.50	ug/l	1	04/21/23	
Chloroform	3.4		0.50	ug/l	1	04/21/23	
Chloromethane	ND		0.50	ug/l	1	04/21/23	
cis-1,2-Dichloroethene	ND		0.50	ug/l	1	04/21/23	
cis-1,3-Dichloropropene	ND		0.50	ug/l	1	04/21/23	
Dibromochloromethane	ND		0.50	ug/l	1	04/21/23	
Dibromomethane	ND		0.50	ug/l	1	04/21/23	
Dichlorodifluoromethane (Freon 12)	ND		0.50	ug/l	1	04/21/23	
Di-isopropyl ether	ND		2.0	ug/l	1	04/21/23	
Ethyl tert-butyl ether	ND		2.0	ug/l	1	04/21/23	
Ethylbenzene	ND		0.50	ug/l	1	04/21/23	
Freon 113	ND		5.0	ug/l	1	04/21/23	
Hexachlorobutadiene	ND		0.50	ug/l	1	04/21/23	
Isopropylbenzene	ND		0.50	ug/l	1	04/21/23	
m,p-Xylene	ND		0.50	ug/l	1	04/21/23	
m-Dichlorobenzene	ND		0.50	ug/l	1	04/21/23	
Methyl tert-butyl ether (MTBE)	ND		2.0	ug/l	1	04/21/23	
Methylene chloride	ND		0.50	ug/l	1	04/21/23	
Naphthalene	ND		0.50	ug/l	1	04/21/23	
n-Butylbenzene	ND		0.50	ug/l	1	04/21/23	
n-Propylbenzene	ND		0.50	ug/l	1	04/21/23	
o-Dichlorobenzene	ND		0.50	ug/l	1	04/21/23	
o-Xylene	ND		0.50	ug/l	1	04/21/23	
p-Dichlorobenzene	ND		0.50	ug/l	1	04/21/23	
p-Isopropyltoluene	ND		0.50	ug/l	1	04/21/23	
sec-Butylbenzene	ND		0.50	ug/l	1	04/21/23	
Styrene	ND		0.50	ug/l	1	04/21/23	
Tert-amyl methyl ether	ND		2.0	ug/l	1	04/21/23	
tert-Butylbenzene	ND		0.50	ug/l	1	04/21/23	
Tetrachloroethene	ND		0.50	ug/l	1	04/21/23	
THMs, Total	4.2		0.50	ug/l	1	04/21/23	
Toluene	ND		0.50	ug/l	1	04/21/23	
trans-1,2-Dichloroethene	ND		0.50	ug/l	1	04/21/23	
trans-1,3-Dichloropropene	ND		0.50	ug/l	1	04/21/23	
Trichloroethene	ND		0.50	ug/l	1	04/21/23	
Trichlorofluoromethane	ND		0.50	ug/l	1	04/21/23	

Sample Results

(Continued)

Sample: 3076 - Summit - Treated, RegID: CA3610041_076_076
3D19140-01 (Water)

Sampled: 04/19/23 10:45 by Ben Wilkins
(Continued)

Analyte	Result	MDL	MRL	Units	Dil	Analyzed	Qualifier
Method: EPA 524.2			Instr: GCMS08				
Batch ID: W3D1819	Preparation: EPA 5030B		Prepared: 04/20/23 06:25		Analyst: cam		
Vinyl chloride	ND		0.50	ug/l	1	04/21/23	
Xylenes, Total	ND		0.50	ug/l	1	04/21/23	
<i>Surrogate(s)</i>							
1,2-Dichlorobenzene-d4	99%		70-130	Conc: 49.6		04/21/23	
4-Bromofluorobenzene	101%		70-130	Conc: 50.4		04/21/23	
Method: EPA 525.2			Instr: GCMS16				
Batch ID: W3D2410	Preparation: EPA 525.2/SPE		Prepared: 04/27/23 09:28		Analyst: rmr		
Alachlor	ND		0.10	ug/l	1	05/04/23	
Atrazine	ND		0.10	ug/l	1	05/04/23	
Benzo (a) pyrene	ND		0.10	ug/l	1	05/04/23	
Bis(2-ethylhexyl)adipate	ND		5.0	ug/l	1	05/04/23	
Bis(2-ethylhexyl)phthalate	ND		3.0	ug/l	1	05/04/23	
Bromacil	ND		0.50	ug/l	1	05/04/23	
Butachlor	ND		0.10	ug/l	1	05/04/23	
Captan	ND		1.0	ug/l	1	05/04/23	
Chlorpropham	ND		0.10	ug/l	1	05/04/23	
Diazinon	ND		0.10	ug/l	1	05/04/23	
Dimethoate	ND		0.20	ug/l	1	05/04/23	
Diphenamid	ND		0.10	ug/l	1	05/04/23	
Disulfoton	ND		0.10	ug/l	1	05/04/23	
EPTC	ND		0.10	ug/l	1	05/04/23	
Hexachlorocyclopentadiene	ND		1.0	ug/l	1	05/04/23	
Metolachlor	ND		0.10	ug/l	1	05/04/23	
Metribuzin	ND		0.10	ug/l	1	05/04/23	
Molinate	ND		0.10	ug/l	1	05/04/23	
Prometryn	ND		0.10	ug/l	1	05/04/23	
Simazine	ND		0.10	ug/l	1	05/04/23	
Terbacil	ND		2.0	ug/l	1	05/04/23	
Thiobencarb	ND		0.10	ug/l	1	05/04/23	
Trithion	ND		0.10	ug/l	1	05/04/23	
<i>Surrogate(s)</i>							
1,3-Dimethyl-2-nitrobenzene	100%		70-130	Conc: 4.73		05/04/23	
Perylene-d12	97%		50-120	Conc: 4.55		05/04/23	
Triphenyl phosphate	102%		70-130	Conc: 4.79		05/04/23	
Method: EPA 547			Instr: LC11				
Batch ID: W3E0040	Preparation: _NONE (LC)		Prepared: 05/01/23 12:03		Analyst: PJS		
Glyphosate	ND		5.0	ug/l	1	05/01/23	
Method: EPA 548.1			Instr: GCMS06				
Batch ID: W3D1823	Preparation: EPA 548.1/SPE		Prepared: 04/20/23 07:55		Analyst: rmr		
Endothall	ND		45	ug/l	1	04/22/23	

Sample Results

(Continued)

Sample: 3076 - Summit - Treated, RegID: CA3610041_076_076
3D19140-01 (Water)

Sampled: 04/19/23 10:45 by Ben Wilkins
(Continued)

Analyte	Result	MDL	MRL	Units	Dil	Analyzed	Qualifier
Method: EPA 548.1							
Batch ID: W3D1823	Preparation: EPA 548.1/SPE		Instr: GCMS06		Prepared: 04/20/23 07:55		Analyst: rmr
Method: EPA 549.2							
Batch ID: W3D2047	Preparation: EPA 549.2/SPE		Instr: LC10		Prepared: 04/24/23 08:13		Analyst: pjs
Diquat	ND		4.0	ug/l	1	05/09/23	
Method: Field							
Batch ID: W3D1787	Preparation: *** DEFAULT PREP ***		Instr: _FIELD		Prepared: 04/19/23 10:45		Analyst: _clnt
pH, Field	8.00			pH Units	1	04/19/23 10:45	
Temperature, Degrees C	14.0			°C	1	04/19/23	
Method: SM 2120B							
Batch ID: W3D1791	Preparation: _NONE (WETCHEM)		Instr: _ANALYST		Prepared: 04/19/23 17:23		Analyst: mes
Color	ND		3.0	Color Units	1	04/19/23 18:22	
Method: SM 2320B							
Batch ID: W3D1797	Preparation: _NONE (WETCHEM)		Instr: AA02		Prepared: 04/19/23 17:58		Analyst: vat
Alkalinity as CaCO3	140		5.0	mg/l	1	04/19/23	
Bicarbonate Alkalinity as HCO3	170		6.1	mg/l	1	04/19/23	
Carbonate Alkalinity as CaCO3	ND		5.0	mg/l	1	04/19/23	
Hydroxide Alkalinity as CaCO3	ND		5.0	mg/l	1	04/19/23	
Method: SM 2330B							
Batch ID: W3E0327	Preparation: _NONE (METALS)		Instr: [CALC]		Prepared: 05/03/23 11:50		Analyst: ntl
Langelier Index @ 60 C	0.778		-10.0	LSI	1	05/03/23	
Langelier Index @ Source Temp	0.165		-10.0	LSI	1	05/03/23	
Method: SM 2510B							
Batch ID: W3D2535	Preparation: _NONE (WETCHEM)		Instr: AA02		Prepared: 04/28/23 10:50		Analyst: vat
Specific Conductance (EC)	320		2.0	umhos/cm	1	04/29/23	
Method: SM 2540C							
Batch ID: W3D1983	Preparation: _NONE (WETCHEM)		Instr: OVEN17		Prepared: 04/21/23 11:39		Analyst: bel
Total Dissolved Solids	160		10	mg/l	1	04/21/23	
Method: SM 4500H+-B							
Batch ID: W3D1794	Preparation: _NONE (WETCHEM)		Instr: AA02		Prepared: 04/19/23 17:42		Analyst: vat
pH	7.85		0.10	pH Units	1	04/19/23 22:05	*
Method: SM 5540C							
Batch ID: W3D1897	Preparation: _NONE (WETCHEM)		Instr: UVVIS04		Prepared: 04/20/23 13:05		Analyst: ZZZ
MBAS	ND		0.050	mg/l	1	04/20/23 19:01	
Method: SM 7110C							
Batch ID: W3D2040	Preparation: _NONE (RADIOCHEM)		Instr: RAD01		Prepared: 04/23/23 16:20		Analyst: ela
Gross Alpha	3.19			pCi/L	1	05/01/23	
Counting Uncertainty: 0.295		MDA: 0.054					

Sample Results

(Continued)

Sample: 3076 - Summit - Treated, RegID: CA3610041_076_076
3D19140-01RE1 (Water)

Sampled: 04/19/23 10:45 by Ben Wilkins

Analyte	Result	MDL	MRL	Units	Dil	Analyzed	Qualifier
Method: EPA 524.3			Instr: GCMS04				
Batch ID: W3D2196		Preparation: Method (P+T)		Prepared: 04/25/23 10:27		Analyst: ADM	
1,2-Dibromo-3-chloropropane	ND		0.010	ug/l	1	04/26/23	
1,2-Dibromoethane (EDB)	ND		0.020	ug/l	1	04/26/23	
<i>Surrogate(s)</i>							
1,2-Dichlorobenzene-d4	100%		70-130	Conc: 0.400		04/26/23	
4-Bromofluorobenzene	98%		70-130	Conc: 0.391		04/26/23	
Method: EPA 531.2			Instr: LC11				
Batch ID: W3D2481		Preparation: _NONE (LC)		Prepared: 04/27/23 16:20		Analyst: PJS	
3-Hydroxycarbofuran	ND		2.0	ug/l	1	05/02/23	
Aldicarb	ND		2.0	ug/l	1	05/02/23	
Aldicarb sulfone	ND		2.0	ug/l	1	05/02/23	
Aldicarb sulfoxide	ND		2.0	ug/l	1	05/02/23	
Carbaryl	ND		2.0	ug/l	1	05/02/23	
Carbofuran	ND		2.0	ug/l	1	05/02/23	
Methiocarb	ND		2.0	ug/l	1	05/02/23	
Methomyl	ND		2.0	ug/l	1	05/02/23	
Oxamyl	ND		2.0	ug/l	1	05/02/23	
Propoxur (Baygon)	ND		2.0	ug/l	1	05/02/23	
<i>Surrogate(s)</i>							
BDMC	107%		70-130	Conc: 10.7		05/02/23	

Sample Results GEL Laboratories, LLC

Sample: 3076 - Summit - Treated
3D19140-01 (Water)

Sampled: 04/19/23 10:45 by Ben Wilkins

Analyte	Result	MDL	MRL	Units	Dil	Analyzed	Qualifier
Calculation							
Method: Calculation		Batch ID: 2434931		Prepared: 06/01/23 00:00		Analyst: NXL1	
Radium-226+228 Sum	0.788			pCi/L	1	06/01/23	
Uncertainty: 0.465	MDA:						
EPA 903.1							
Method: EPA 903.1		Batch ID: 2423880		Prepared: 05/31/23 00:00		Analyst: LXP1	
Radium-226	0.0483			pCi/L	1	05/31/23	U
Uncertainty: 0.106	MDA: 0.210						
EPA 904.0/ EPA 9320							
Method: EPA 904.0/ EPA 9320		Batch ID: 2423906		Prepared: 05/26/23 00:00		Analyst: JE1	
Radium-228	0.740			pCi/L	1	05/26/23	
Uncertainty: 0.453	MDA: 0.664						
<i>Surrogate(s)</i>							
Barium Carrier	89%		25-125			05/26/23	
Yttrium Carrier	74.2%		25-125			05/26/23	

Sample Results LA Testing - EMSL Analytical, Inc. CA-ELAP #2283, Non-NELAP (Continued)

Sample: 3076 - Summit - Treated Sampled: 04/19/23 10:45 by Ben Wilkins
 3D19140-01 (Water)

Analyte	Result	MDL	MRL	Units	Dil	Analyzed	Qualifier
EPA 100.2							
Method: EPA 100.2	Batch ID: 322310318		Prepared: 04/20/23 12:35		Analyst: _SUB		
Asbestos	ND		0.20	MFL	1	04/29/23	
Fibers:	Area: 0.2159	Confidence: 0.00-0.73					

Notes and Definitions

Item	Definition
*	The recommended holding time for this analysis is only 15 minutes. The sample was analyzed as soon as it was possible but it was received and analyzed past holding time.
U	Result not detected above the detection limit
%REC	Percent Recovery
Dil	Dilution
MDA	Minimum Detectable Activity
MDL	Method Detection Limit
MRL	The minimum levels, concentrations, or quantities of a target variable (e.g., target analyte) that can be reported with a specified degree of confidence. The MRL is also known as Limit of Quantitation (LOQ)
ND	A result of ND for odor corresponds to No Odor Observed
ND	NOT DETECTED at or above the Method Reporting Limit (MRL). If Method Detection Limit (MDL) is reported, then ND means not detected at or above the MDL.
RPD	Relative Percent Difference
Source	Sample that was matrix spiked or duplicated.

Any remaining sample(s) will be disposed of one month from the final report date unless other arrangements are made in advance.

All results are expressed on wet weight basis unless otherwise specified.

All samples collected by Weck Laboratories have been sampled in accordance to laboratory SOP Number MIS002.

Analyses Accreditation Summary

Analyte	CAS #	Not By NELAP	ANAB ISO 17025
AWWA in Water Aggressive Index		✓	
Field in Water pH, Field Temperature, Degrees C	PH TEMPC	✓ ✓	

Reviewed by:



Valerie I. Ayo
Project Manager



DoD-ELAP ANAB #ADE-2882 • DoD-ISO ANAB # • ELAP-CA #1132 • EPA-UCMR #CA00211 • ISO17025 ANAB #L2457.01 • LACSD #10143

This is a complete final report. The information in this report applies to the samples analyzed in accordance with the chain-of-custody document. Weck Laboratories certifies that the test results meet all requirements of TNI unless noted by qualifiers or written in the Case Narrative. This analytical report must be reproduced in its entirety.



CHINO BASIN WATERMASTER

NOTICE

OF

APPLICATION(S)

RECEIVED FOR

RECHARGE

Date of Notice:

April 5, 2024

This notice is to advise interested persons that the attached application(s) will come before the Watermaster Board on or after 30 days from the date of this notice.

APPLICATION FOR RECHARGE

The attached staff report will be included in the meeting package at the time the transfer begins the Watermaster process.

NOTICE OF APPLICATION(S) RECEIVED

Date of Application: **March 27, 2024**

Date of this notice: **April 05, 2024**

Please take notice that the following Application has been received by Watermaster:

- Notice of Application for Recharge – On March 27, 2024, Fontana Water Company submitted an Application for Recharge for up to 250 acre-feet per year from September 2021 until September 2027 to be recharged to a pilot project located at a vineyard south of Beech Avenue and east of Cherry Avenue in the City of Fontana.

This **Application** will first be considered by each of the respective pool committees on the following dates:

Appropriative Pool: April 11, 2024

Non-Agricultural Pool: April 11, 2024

Agricultural Pool: April 11, 2024

This **Application** will be scheduled for consideration by the Advisory Committee **no earlier than thirty days from the date of this notice and a minimum of twenty-one calendar days** after the last pool committee reviews it.

After consideration by the Advisory Committee, the **Application** will be considered by the Board.

Unless the **Application** is amended, as **Contests** must be submitted a minimum of fourteen (14) days prior to the Advisory Committee's consideration of an **Application**, parties to the Judgment may file **Contests** to the **Application** with Watermaster **within seven calendar days** of when the last pool committee considers it. Any **Contest** must be in writing and state the basis of the **Contest**.

Watermaster address:

Chino Basin Watermaster
9641 San Bernardino Road
Rancho Cucamonga, CA 91730

Tel: (909) 484-3888
Web: www.cbwm.org
recharge_storage@cbwm.org

Semi-Annual Plume Status Report

Chino Airport Plumes April 2024

CONTAMINANTS

The County of San Bernardino Department of Airports (County) identifies four primary volatile organic compound (VOC) contaminants associated with the Chino Airport groundwater plumes: trichloroethene (TCE), 1,2,3-trichloropropane (1,2,3-TCP), cis-1,2-dichloroethene (cis-1,2-DCE), and 1,2-dichloroethane (1,2-DCA) with TCE and 1,2,3-TCP being the most frequently detected contaminants at the highest concentrations. For each of the four primary contaminants, the table below lists the California maximum contaminant level (MCL) and the maximum concentrations detected in groundwater samples from wells within the plumes over the last five years.

Table 1. Maximum Concentration of Contaminants of Concern between January 2019 to December 2023				
Contaminant	MCL, micrograms per liter (µg/l)	Max Concentration, µg/l	Sample Date	Well
TCE	5	860	April 2023	CAMW30
1,2,3-TCP	0.005	22	April 2023	CAMW13-I
cis-1,2-DCE	6	26	April 2023	CAMW30
1,2- DCA	0.5	1.4	June 2020	CAMW56

Secondary contaminants of concern include 1,1-dichloroethene (1,1-DCE), carbon tetrachloride, 1,4-dioxane, tert-butyl alcohol (TBA), and 1,4-dichlorobenzene.

LOCATION

The Chino Airport is located in the southwestern portion of the Chino Basin within the City of Chino. Exhibit 1 shows the spatial extent of the TCE and 1,2,3-TCP plumes in groundwater, as delineated by both the Chino Basin Watermaster (Watermaster) for the *2022 State of the Basin Report* and the County for their *Semiannual Groundwater Monitoring Report – Winter and Spring 2023*.^{1,2} The delineations prepared

¹ West Yost. (2023). *Optimum Basin Management Program – 2022 State of the Basin Report*. Prepared for the Chino Basin Watermaster. June 2023.

² Tetra Tech. (2023). *Semiannual Groundwater Monitoring Report-Winter and Spring 2023*. Prepared for San Bernardino County Department of Airports. December 2023.

by Watermaster show the spatial extent of the plumes with detectable concentrations of TCE and 1,2,3-TCP based on the five-year maximum concentrations measured over the period of July 2017 to June 2022. The delineations by the County show the area where TCE concentrations are greater than or equal to the MCL of 5 micrograms per liter ($\mu\text{g/l}$), and where 1,2,3-TCP concentrations are greater than or equal to the MCL of 0.005 $\mu\text{g/l}$, based on concentrations measured during the 2023 winter and spring sampling events and data provided by Chino Basin Desalter Authority (CDA) for the desalter wells within the plumes.

The County characterizes West and East plumes, originating from two different source areas at the Chino Airport. TCE and 1,2,3-TCP concentrations are higher within the West plumes than the East plumes, and the extent of the West plumes are also longer. The West and East TCE plumes have been interpreted as comingling within the airport boundaries since 2017. The West and East 1,2,3-TCP plumes were shown to be comingled within the airport property for the first time in 2021.

TCE and 1,2,3-TCP Plumes

The extent of the West TCE Plume with detectable TCE concentrations greater than 0.5 $\mu\text{g/l}$ is about 2.5 miles long. The plume extends south-southwest approximately two miles from the source area to just north of Pine Avenue and then turns southeast extending another 0.6 miles in this direction terminating south of Pine Avenue. The change in direction of the plume in this area may be associated with the location of the Central Avenue Fault that forms a local groundwater barrier and historical pumping at irrigation wells. The source of the smaller East TCE Plume is approximately 1,500 feet northeast of the source of the West TCE Plume. The East TCE Plume comingles with the West TCE Plume on the airport property and extends southeast from the source area about 0.8 miles towards CDA well I-20. The known lateral extent of TCE at concentrations above the MCL covers an area of approximately 785 acres.

The extent of the West 1,2,3-TCP Plume with detectable 1,2,3-TCP concentrations greater than 0.005 $\mu\text{g/l}$ follows the same general path as the West TCE Plume and extends about 2.9 miles southwest past Pine Avenue and follows the same pathway as the West TCE Plume, turning southeast for approximately 0.6 miles just east of Euclid Avenue. The smaller East 1,2,3-TCP Plume is approximately 0.7 miles lengthwise trending south and comingles with the West 1,2,3-TCP Plume on airport property. The known lateral extent of 1,2,3-TCP in groundwater above the MCL currently covers an area of approximately 1,940 acres.

Over time, the vertical and lateral extents of the plumes have changed in response to groundwater production at nearby wells and other hydrological factors. Since monitoring began, groundwater production at CDA wells I-1, I-2, and I-3 has increased the vertical thickness of the West Plumes by more than 100 feet, and the pumping at CDA wells I-20 and I-21 has drawn the East plumes laterally in a southeast direction. Additionally, detections of 1,2,3-TCP in 2022 indicated that the low concentration portion of the 1,2,3-TCP plume south of Pine Avenue may exist further to the south, compared to earlier interpretation.

REGULATORY ORDERS

- Cleanup and Abatement Order (CAO) No. 90-134 for the County of San Bernardino Department of Airports, Chino Airport—Issued to the County to address the groundwater contamination originating from the Chino Airport.
- CAO No. R8-2008-0064 for the San Bernardino County Department of Airports, Chino Airport—Required the County to define the lateral and vertical extent of the plume offsite from the Chino Airport and prepare a remedial action plan (RAP).

- CAO No. R8-2017-0011 for the San Bernardino County Department of Airports, Chino Airport—Required the County to respond to Santa Ana Regional Water Quality Control Board (Santa Ana Water Board) comments on the draft Feasibility Study and submit a final Feasibility Study. Additionally, it required the County to submit a final RAP within 60 days of the Santa Ana Water Board approval of the Final Feasibility Study and implement the RAP.

REGULATORY AND MONITORING HISTORY

In 1990, the Santa Ana Water Board issued CAO No. 90-134 to address groundwater contamination originating from the Chino Airport. From 1991 to 1992, ten inactive underground storage tanks and 310 containers of hazardous waste were removed, and 81 soil borings were drilled and sampled on the Chino Airport property. From 2003 to 2005, nine onsite monitoring wells were installed and used to collect groundwater quality samples. In 2007, the County conducted its first offsite groundwater characterization effort, which included 22 cone penetrometer tests (CPT) and direct push borings from which water quality samples were collected. In 2008, the Santa Ana Water Board issued CAO No. R8-2008-0064, requiring the County to define the lateral and vertical extent of the plume offsite and to prepare a RAP. From 2009 to 2012, 33 offsite monitoring wells were installed at 15 locations to characterize the extent of the contamination downgradient from the Chino Airport property. From 2013 to 2014, the County conducted an extensive investigation of 20 areas of concern identified for additional characterization of the soil and groundwater contamination associated with the Chino Airport. The investigative work included: piezocone-penetrometer tests, vertical-aquifer-profiling (VAP) borings with depth-discrete groundwater sampling, soil-gas probe sampling, high-resolution soil sampling and analysis, real-time data analysis, and three-dimensional contaminant distribution modeling. Following the completion of this investigative work, from September 2014 through February 2015, an additional 33 groundwater monitoring wells were installed in 17 locations on and adjacent to the Chino Airport property.

The County completed a draft feasibility study in August 2016 that identified remedial action objectives for groundwater contaminants originating from the Chino Airport and evaluated potential remediation alternatives for mitigation.³ On January 11, 2017, the Santa Ana Water Board issued CAO R8-2017-0011 to the County, which superseded CAO R8-2008-0064. The order required that the County: (1) submit a final feasibility study within 60 days of receiving the Santa Ana Water Board's comments on the draft feasibility study, (2) submit a final RAP within 60 days of the Santa Ana Water Board approval of the final feasibility study, (3) implement the RAP in accordance with a Santa Ana Water Board-approved schedule, and (4) prepare and submit technical reports and work plans as the Santa Ana Water Board deems necessary. The County submitted the final feasibility study on May 15, 2017.⁴ The feasibility study identified a groundwater pump-and-treat system as the preferred remedial action to provide hydraulic containment and cleanup of both the West and the East Plumes. The Santa Ana Water Board approved the final feasibility study on June 7, 2017 and requested that a RAP be prepared.

³ Tetra Tech. (2016). *Draft Feasibility Study Chino Airport San Bernardino County, California*. Prepared for San Bernardino County Department of Airports. August 2016.

⁴ Tetra Tech. (2017). *Final Feasibility Study Chino Airport San Bernardino County, California*. Prepared for San Bernardino County Department of Airports. May 2017.

On December 18, 2017, the County submitted a draft interim remedial action plan (IRAP).⁵ The IRAP was considered “interim” because the County is moving forward on an interim basis to initiate the remedial action as soon as possible, with the opportunity to evaluate and modify the remedy in the future. The draft IRAP identified a combination of institutional controls, monitored natural attenuation, and groundwater extraction and ex-situ treatment as the best remedial alternative. From April 2018 to January 2019 a CEQA analysis was completed for the proposed remedial strategy.⁶ During this time, the Santa Ana Water Board and County went through a series of comments and response to comments on the draft IRAP. Modifications were made to the draft IRAP and the Final IRAP was submitted to the Santa Ana Water Board on May 18, 2020.⁷ The Final IRAP was approved by the Santa Ana Water Board on November 4, 2020.

In April and May 2020, the County installed a cluster of three downgradient wells to monitor the increasing concentrations of TCE in wells located along the southeastern plume boundary. While the County was reviewing and finalizing the IRAP, they were simultaneously working on a Human Health and Screening Ecological Risk Assessment (HHERA) to support to the IRAP by identifying remedial actions to protect human health and the environment.⁸ A draft of the HHERA was submitted to the Santa Ana Water Board for review in August 2018. The Santa Ana Water Board and the Office of Environmental Health Hazard Assessment reviewed the report and identified several data gaps. The Santa Ana Water Board requested that the County produce a work plan to address these data gaps, including additional shallow soil and soil gas sampling to evaluate the potential presence of VOCs and other contaminants. In July 2021, the Santa Ana Water Board approved the HHERA Data Gap Workplan and in September 2021, the results of the investigation were published in *The Supplemental Vapor Intrusion and Shallow Soil Investigation Report*.^{9,10} The report concluded that no further investigation of shallow soils or soil gas was needed in several of the areas investigated, two of the areas investigated may require land-use controls, and one area will require additional investigation. On March 14, 2023, the Santa Ana Water Board approved the *Work Plan for Focused Supplemental Investigation at Areas of Concern EE, HH, and J/K* to perform soil, soil gas, and groundwater sampling at the additional locations, and vapor sampling at various buildings.¹¹

⁵ Tetra Tech. (2017). *Draft Interim Remedial Action Plan Chino Airport, San Bernardino County, California*. Prepared for San Bernardino County Department of Airports. December 2017.

⁶ Filing of the Notice of Determination for the Mitigated Negative Declaration was completed on January 29, 2019.

⁷ Tetra Tech. (2020). *Final Interim Remedial Action Plan Chino Airport San Bernardino County, California*. Prepared for San Bernardino County Department of Airports. May 18, 2020.

⁸ Tetra Tech. (2018). *Human Health and Screening Ecological Risk Assessment Chino Airport San Bernardino County, California*. Prepared for San Bernardino County Department of Airports. August 8, 2018.

⁹ Tetra Tech. (2021). *Final Work Plan for Supplemental Data Collection for Vapor Intrusion and Shallow Soil, Chino Airport, San Bernardino County, California*. Prepared for San Bernardino County Department of Airports. April 9, 2021.

¹⁰ Tetra Tech. (2021). *Supplemental Vapor Intrusion and Shallow Soil Investigation Report, Chino Airport, San Bernardino County, California*. Prepared for San Bernardino County Department of Airports. September 2021.

¹¹ Tetra Tech. (2023). *Work Plan for Focused Supplemental Investigation at Areas of Concern EE, HH, and J/K, Chino Airport, San Bernardino County, California*. Prepared for the California Regional Water Quality Control Board, Santa Ana Region. January 3, 2023.

In January 2022, the County completed construction of six piezometers at four locations in the Prado Basin riparian habitat area southwest of the airport (see Exhibit 1) to monitor potential impacts to shallow groundwater from pumping at the proposed County extraction wells.^{12,13}

REMEDIAL ACTION

As described in the IRAP, remedial action for the TCE and 1,2,3-TCP plumes will consist of a groundwater pump-and-treat system, institutional controls, and monitored natural attenuation. The groundwater pump-and-treat system well network will include a total of twenty-two wells located across ten extraction well sites (EW-1 through EW-10) both onsite and offsite. Due to the depth of the plumes, each extraction well site will consist of up to three individual extraction wells to focus extraction at different depths. Exhibit 1 shows the location of the ten proposed extraction well sites.

To assist in the design of the groundwater pump-and-treat system, the County installed two of the extraction well sites (EW-2 and EW-5) in 2018, along with twelve piezometers and eleven monitoring wells, and conducted aquifer pumping tests at these locations. The findings were submitted to the Santa Ana Water Board on June 19, 2019 and used by the County to refine the design of the system.¹⁴ Altogether, the extraction wells are predicted to produce 1,700 gallons per minute (gpm) of groundwater, with individual wells ranging from 20-150 gpm each. The extraction well network will also include existing CDA wells I-16, I-17, and I-18 to pump up to an additional 500 gpm of groundwater, and potentially CDA wells I-20 and I-21 if treatment is required.

Extracted groundwater will be conveyed via a pipeline network to the main raw water influent line to the existing CDA Chino-I Desalter facility, where it will be treated for VOCs (including 1,2,3-TCP and TCE) at a new granular activated carbon (GAC) treatment system constructed at the CDA's existing Chino-I Desalter facility (South GAC system). The South GAC system is designed to treat a total flow of 2,325 gpm from the County extraction wells and CDA wells I-16, I-17, I-18, and can be expanded to 3,125 gpm for CDA wells I-20 and I-21 if needed. Other treatment processes may also be added as needed to treat increasing concentrations of constituents or if there are new regulatory limits. The CDA designed and constructed the treatment system and is operating it, and the County is providing the funding. An additional treatment system, the North GAC Treatment System was also constructed by CDA to treat water from four CDA wells (I-1 through I-4) that produce from the lower aquifer; however, this system is not associated with the County's remedial action.

Once treated at the South GAC system, water will be conveyed to the existing Chino-I Desalter that uses reverse osmosis and ion exchange to treat for nitrates and total dissolved solids (TDS), both of which are regional contaminants and not associated with Chino Airport operations or plumes. Treated water will be discharged for use as potable municipal water supply.

On December 8, 2021, the County submitted the *Final Preliminary Well Design Report* for the pump-and-treat system for remediation of the plumes and began working on a remedial action work plan (RAWP) to

¹² Tetra Tech. (2021). *Work Plan for Installation of Piezometers for Riparian Area Monitoring, Chino Airport, San Bernardino County, California*. Prepared for San Bernardino County Department of Airports. May 17, 2021.

¹³ Tetra Tech. (2022). *Riparian Area Piezometer Installation Report, Chino Airport Groundwater Assessment, San Bernardino County, California*. Prepared for San Bernardino County Department of Airports. October 28, 2022.

¹⁴ Tetra Tech. (2019). *Well Installation, Well Destruction, and Aquifer Pumping Test Report, Chino Airport, San Bernardino County, California*. Prepared for San Bernardino County Department of Airports. June 19, 2019.

provide a detailed description of the remediation and construction activities associated with the implementation of the remedial action, including the construction and installation of the extraction wells, pipelines for conveyance of extracted groundwater, and the groundwater treatment system.¹⁵ The 2022 RAWP was submitted to the Santa Ana Water Board on July 22, 2022.¹⁶

The RAWP divides the construction of the pump-and-treat system into two phases: Phase 1 includes the construction of onsite extraction wells and conveyance piping, as well as five monitoring wells; and Phase 2 includes the construction of offsite extraction wells and conveyance piping. For Phase 1, five extraction wells at two onsite well sites (EW-2 and EW-5) were installed in 2018 and the remaining five extraction wells at three onsite well sites (EW-1, EW-3, and EW-4) were constructed in 2023. Wells will go into operation once the conveyance system is constructed and tested and wells are developed, tested, and approved by State Water Resources Control Board Division of Drinking Water (DDW). Because the 2022 RAWP only addresses Phase 1 construction, an addendum to the RAWP will be submitted at a later date for Phase 2 construction of the remaining extraction wells at five offsite well sites and conveyance piping.

MONITORING AND REPORTING

On May 5, 2023, the County submitted a *Sampling and Analysis Plan Update (SAP)*.¹⁷ The update was prepared to quality assurance and quality control (QA/QC) procedures, as well as provide guidance for field operations and environmental sampling activities. The SAP will continue to be updated as necessary as site conditions and activities change and updates become available for analytical methods, field procedures, screening levels, and guidelines for data validation.

Currently the County conducts quarterly, annual, or biennial water quality monitoring at 89 site-related monitoring wells and four on-site agricultural wells to monitor the plume extents. The sampling frequency is determined by well classification (i.e., background wells, horizontal or vertical extent wells, seasonal/increasing trend wells, and guard wells). The County also conducts quarterly water-level monitoring at the 89 site-related monitoring wells, five extraction wells, 12 onsite piezometers (two of which were destroyed in June 2023), and six riparian habitat area piezometers. All water quality data collected by the County are posted on the State Water Resources Control Board's GeoTracker website.¹⁸ Conclusions from the monitoring program can also be found in the semi-annual reports posted on GeoTracker. The most recent monitoring report, the *Semiannual Groundwater Monitoring Report-Winter and Spring 2023*, was submitted to the Santa Ana Water Board on December 14, 2023.¹⁹ Additionally, in cooperation with the CDA, the County has been sampling extraction wells and selected proxy monitoring wells since fall 2021 to submit baseline water quality data to DDW for compliance with the Policy Memo 97-005 and CDA's drinking water permit. As of October 2023, the 97-005 data is also being submitted to the Santa Ana Water Board and reports of the monitoring results are available on GeoTracker.

¹⁵ Tetra Tech. (2021). *Final Preliminary Well Design Report, Chino Airport, San Bernardino County, California*. Prepared for San Bernardino County Department of Airports. December 8, 2021.

¹⁶ Tetra Tech. (2022). *Remedial Action Work Plan, Chino Airport, San Bernardino County, California*. Prepared for San Bernardino County Department of Airports. July 22, 2022.

¹⁷ Tetra Tech. (2023). *Sampling and Analysis Plan Update, Chino Airport, San Bernardino County, CA*. Prepared for San Bernardino County Department of Airports. May 5, 2023.

¹⁸ https://geotracker.waterboards.ca.gov/profile_report?global_id=SL208634049

¹⁹ Tetra Tech. (2023). *Semiannual Groundwater Monitoring Report- Winter and Spring 2023*. Prepared for San Bernardino County Department of Airports. December 14, 2023.

Watermaster also collects groundwater quality samples from private wells in the plume area and at its HCMP-4 monitoring well, located in the southern end of the plumes. Additionally, the CDA collects groundwater quality samples from its production wells; these data are shared with Watermaster and the County. Watermaster uses data from the County, CDA, and its own sampling to perform an independent characterization of the areal extent and concentration of the TCE and 1,2,3-TCP plumes.

RECENT ACTIVITY

The most recent semi-annual groundwater monitoring report prepared by the County was submitted to the Regional Board on December 14, 2023 for the winter and spring 2023 sampling events. The winter and spring (quarters 1 and 2) groundwater monitoring events were conducted in January and April 2023 in accordance with the updated SAP. During the winter 2023 sampling event, 20 wells were sampled for water quality, and during the spring 2023 sampling event, 88 wells were sampled for water quality (including the 20 wells that were sampled during winter). During these sample events, 112 monitoring wells, extraction wells, and piezometers were measured for groundwater elevation. The following describes key conclusions presented in the 2023 winter and spring groundwater monitoring report:

- Groundwater elevation data continue to show two predominant gradients and slope directions of shallow groundwater in the plume area: 1) towards the south-southeast beneath the airport property, and 2) towards the south and southwest offsite with average groundwater elevations increasing in both the winter (2.8 feet) and spring (3.5 feet).
- TCE was detected above the MCL in 28 of the 88 wells sampled with a maximum concentration of 860 µg/l at well CAMW30. 1,2,3-TCP was detected above the MCL in 19 of the 88 wells with a maximum concentration of 20 µg/l at CAMW13-I.
- The overall extent of the general configuration of the plumes has remained fairly consistent since the completed groundwater characterization in 2015 except for the continued migration of the TCE and 1,2,3-TCP plumes to the southeast. Consistent with past trends, TCE and 1,2,3-TCP plumes beneath the Airport property showing increasing trends on the east plumes, which may be influenced by third-party pumping south and east of the Chino Airport.
- Overall TCE concentrations at the western plume source area (well CAMW30) show an overall decreasing long-term trend, however, an increase was observed from 32 µg/l to 860 µg/l in 2022 to 2023. This could indicate the western plume source area may be migrating, but additional data will be needed to verify the observed trend.

The most recent sampling results for the DDW approved monitoring plan for 97-005 Policy Memo baseline sampling for the South GAC System were submitted to the Regional Board in September 2023 for the 2023 quarter 1 and 2 sampling. The letter report of the sampling results was posted on GeoTracker.²⁰

In April 2023, pumping began at CDA wells I-17 and I-18 within the Chino Airport West plumes offsite and treatment of groundwater from these wells commenced at the South GAC System at Chino-I

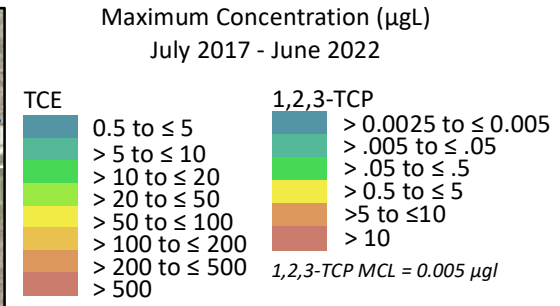
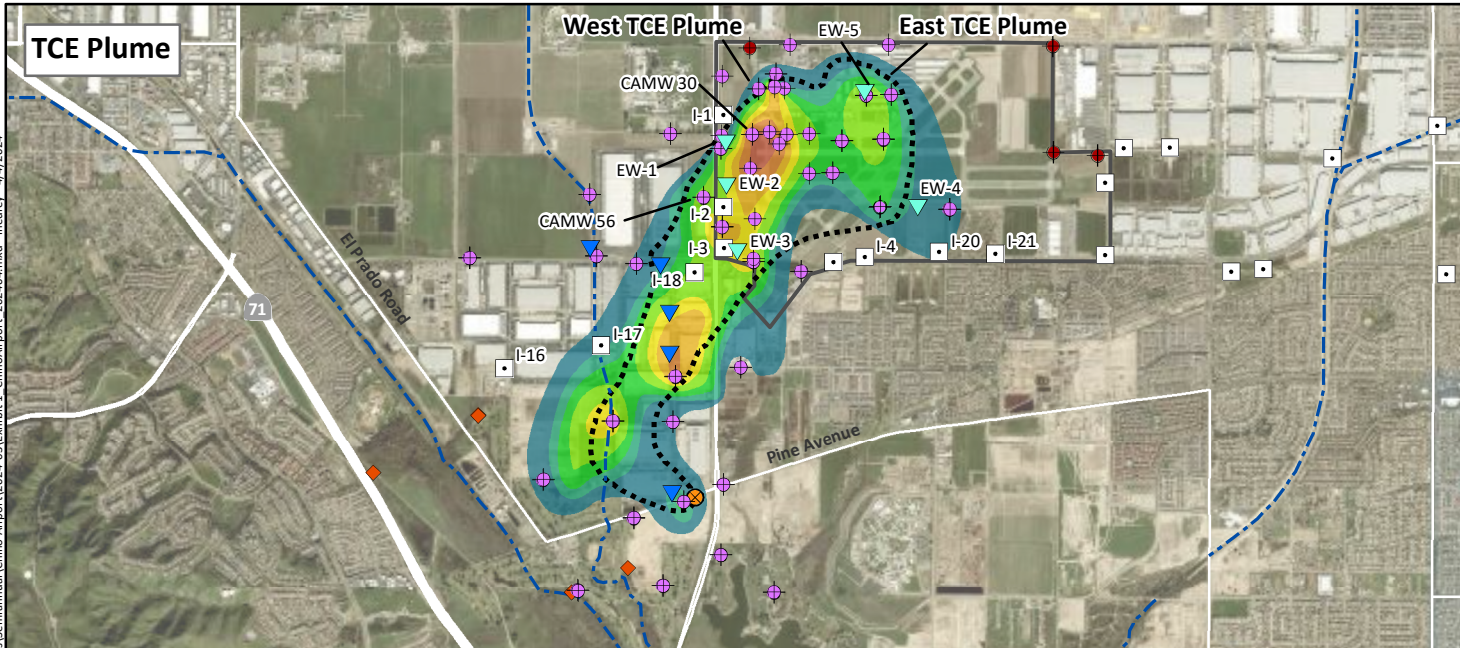
²⁰ Tetra Tech. (2023). *Groundwater Sampling and Analysis Results for Developing Baseline Water Quality – First Quarter and Second Quarter 2023*. Prepared for San Bernardino County Department of Airports. September 28, 2023.

Desalter. CDA well I-17 has been offline since 2017 and CDA well I-18 has never been in operation. From July to December 2023, five wells at three extraction well sites (EW-1, EW-3, and EW-4) were constructed on the Chino Airport property as part of Phase I of the RAWP. Conveyance pipeline construction is planned for 2024. Phase II of the RAWP is expected to commence at the beginning of 2025 with the construction of the offsite extraction well sites.

On January 19, 2024, the County submitted an addendum to *Work Plan for Focused Supplemental Investigation at Areas of Concern EE, HH, and J/K* to perform additional vapor sampling at overlying buildings occupied by people to monitor for potential impact.²¹

²¹ Tetra Tech. (2024). *Final Work Plan Addendum for Focused Supplemental Investigation at Areas of Concern EE, HH, and J/K, – Chino Airport, San Bernardino County, California*. Prepared for the San Bernardino County Department of Airports. January 19, 2024.

WEST_YOST - K:\Clients\941_Chino Basin Watermaster\00-00-00_Master\PE6 - Water Quality\GIS\Map\Plumes\Status Reports\Semianual\Chino Airport\2024-03\Exhibit 1_Chino Airport_2024.04.mxd - I:\hdfley - 4/4/2024



MCL = 5 µg/l
(Delineated by Watermaster in the 2022 State of the Basin Report)

Approximate Extent of TCE (>5 µg/l) or 1,2,3-TCP (>0.005 µg/l) Plume

(Delineated by the County of San Bernardino for the Winter/Spring 2023 Groundwater Monitoring Report)

County of San Bernardino Monitoring Well (Some locations have multiple well casings at various depths)

Former Agricultural Well

Piezometer Near Prado Basin Habitat

HCMP Monitoring Well 4

Extraction Well Site

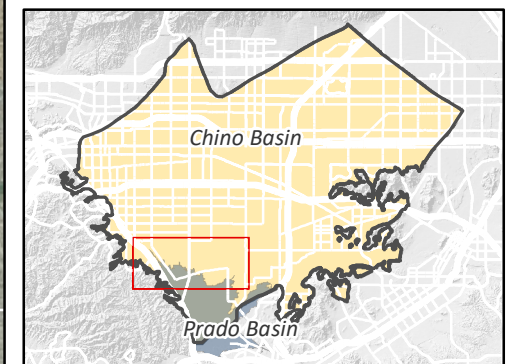
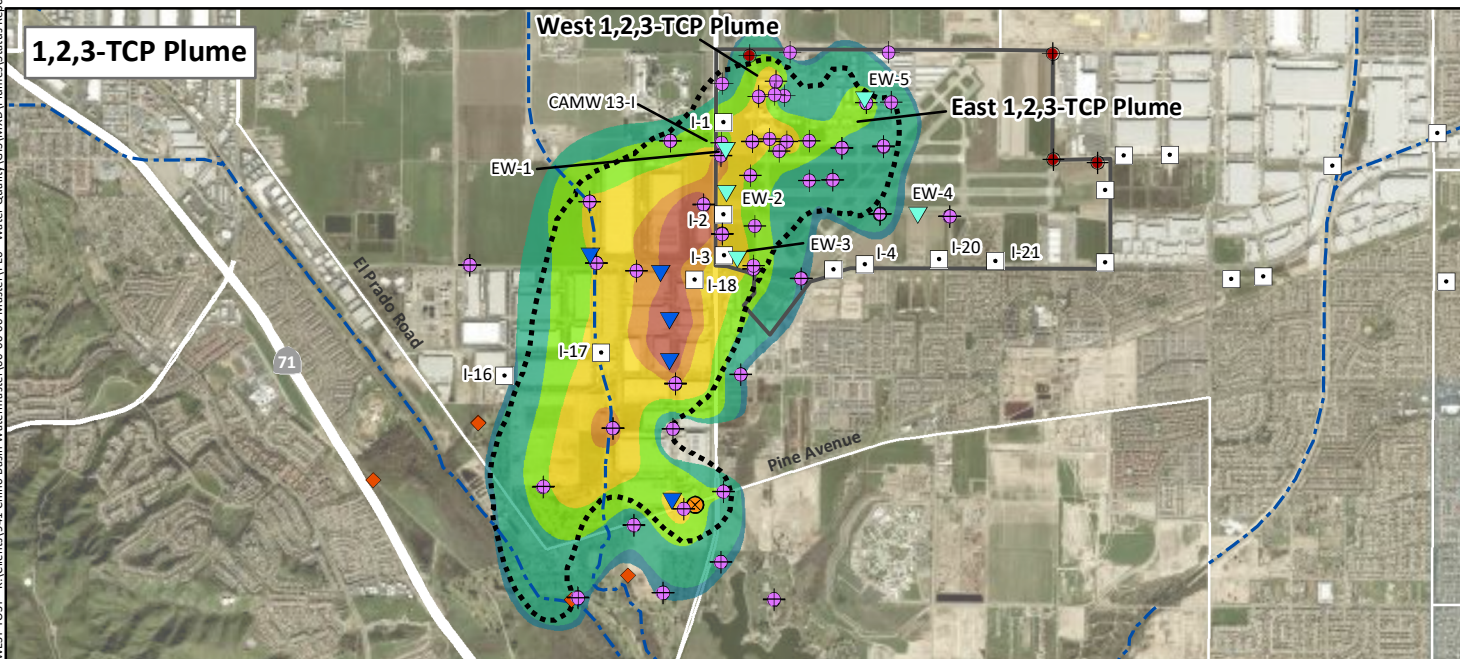
Location of Future Extraction Well Site

CDA Production Well

Wells are labeled by well name if mentioned in the report

Chino Airport Boundary

Streams & Flood Control Channels



Semi-Annual Plume Status Report

South Archibald Plume April 2024

CONTAMINANTS

The primary contaminant is trichloroethene (TCE). The California maximum contaminant level (MCL) for TCE is 5 micrograms per liter ($\mu\text{g/l}$). The maximum TCE concentration detected in a groundwater sample collected from wells within the plume during the last five years (January 2019 to December 2023) is 74 $\mu\text{g/l}$.

LOCATION

The South Archibald TCE plume is located in the southern Chino Basin within the City of Ontario. Exhibit 1 shows the spatial extent of the plume with detectable TCE concentrations equal to or greater than 0.5 $\mu\text{g/l}$, as delineated by the Chino Basin Watermaster (Watermaster) for the *2022 State of the Basin Report*.¹ This extent is based on the five-year maximum TCE concentration measured over the period of July 2017 to June 2022. The TCE plume is about 23,200 feet long, extending southward from State Route 60 to approximately Kimball Avenue, and is about 14,300 feet wide extending from Grove Avenue to Turner Avenue. Exhibit 1 also shows the approximate extent of the plume, and extent greater than 5 $\mu\text{g/l}$, delineated by the responsible parties during the most recent sampling event in 2023.

REGULATORY ORDERS

- Draft Cleanup and Abatement Orders (CAOs) — Six Draft CAOs were issued in 2005 to the following parties: Aerojet-General Corporation, The Boeing Company, Northrop Grumman Corporation, Lockheed Martin Corporation, General Electric Company, and United States Department of Defense.
- Draft CAO R8-2012-00XX for the City of Ontario, City of Upland, and Inland Empire Utilities Agency (IEUA), Former Ontario-Upland Sewage Treatment Plant (Regional Recycling Plant No. 1), City of Ontario, San Bernardino County — This CAO was issued jointly to the City of Ontario, City of Upland, and IEUA.
- Stipulated Settlement and CAO No. R8-2016-0016 for the City of Ontario, the City of Upland, the IEUA, Aerojet Rocketdyne, Inc.², The Boeing Company, General Electric Company,

¹ West Yost. (2023). *Optimum Basin Management Program – 2022 State of the Basin Report*. Prepared for the Chino Basin Watermaster. June 2023.

² Formerly known as Aerojet-General Corporation.

Lockheed Martin Corporation and the United States of America, Former Ontario-Upland Sewage Treatment Plant (Regional Recycling Plant No. 1) City of Ontario— This was the final CAO issued to all parties previously issued draft CAOs in 2005 and 2012, excluding Northrop Grumman.

REGULATORY AND MONITORING HISTORY

In the mid-1980s, as part of its work associated with the Chino Basin Storage Program, the Metropolitan Water District of Southern California took water quality samples that indicated that TCE was present in private wells in the southern Chino Basin. The Santa Ana Regional Water Quality Control Board (Santa Ana Water Board) confirmed this with subsequent rounds of sampling.

The Santa Ana Water Board issued Draft CAOs in 2005 for six different parties who were tenants on the Ontario Airport property. On a voluntary basis, four of the parties — Aerojet-General Corporation, The Boeing Company, General Electric Company, and Lockheed Martin Corporation, collectively the ABGL parties, worked together, along with the U.S. Department of Defense, to investigate the source of contamination. Part of the investigations included collecting water quality samples from private wells and taps at residences and the construction and sampling of four triple-nested monitoring wells (ABGL wells) in the northern portion of the plume. Alternative water systems were provided to private residences in the area where groundwater was contaminated with TCE above the MCL.

In 2008, Santa Ana Water Board staff conducted research pertaining to the likely source of TCE contamination. Based on their work, Santa Ana Water Board staff identified discharges of wastewater to the RP-1 treatment plant and associated disposal areas that potentially contained TCE, as the potential sources. The Santa Ana Water Board identified several industries, including some previously identified tenants of the Ontario Airport property, that likely used TCE solvents before and during the early 1970s, and discharged wastes to the Cities of Ontario and Upland sewage systems tributary to the RP-1 treatment plant and disposal areas. In 2012, the Santa Ana Water Board issued an additional Draft CAO jointly to the City of Ontario, City of Upland, and IEUA as the previous and current operators of the RP-1 treatment plant and disposal area (collectively the RP-1 parties).

Under the Santa Ana Water Board's oversight from 2007 through 2014, the ABGL parties and the RP-1 parties individually and jointly conducted sampling at private residential wells and taps approximately every two years in the region where groundwater was potentially contaminated with TCE. By 2014, all private wells and taps in the area of the plume had been sampled at least once as part of the monitoring program. The report documenting this data was published in November 2014.³ Both the ABGL and RP-1 parties provided potable water to residences in the area where well water contained TCE concentrations equal to or above 80 percent of the MCL for TCE (e.g., equal to or greater than 4.0 µg/l) by either water tank systems where potable water is delivered via truck or by bottled water service.

In July 2015, the RP-1 parties completed a draft feasibility study report for the South Archibald plume (Feasibility Study).⁴ The Feasibility Study established cleanup objectives for domestic water supply and plume remediation and evaluated alternatives to accomplish these objectives. In August 2015, the RP-1 parties

³ Erler & Kalinowski, Inc. (2014). *Supplemental Data Report Trichloroethene Plume Central Chino Basin*. Prepared for Aerojet Rocketdyne, Boeing, General Electric, and Lockheed Martin. November 19, 2014.

⁴ Dudek. (2015). *Draft Feasibility Study Report South Archibald Plume, Ontario, California*. Prepared for City of Ontario, City of Upland, and Inland Empire Utilities Agency. July 2015.

prepared a Draft Remedial Action Plan (RAP) to present the preferred plume remediation and domestic water supply alternatives.⁵ A public review period followed, and two community meetings were held in September 2015 to educate the public about the plume, the Feasibility Study, and the RAP, and to solicit comments on these reports. In November 2015, the revised Draft Feasibility Study and RAP and responses to comments were completed to address input from the public, ABGL, and other parties.^{6,7}

In September 2016, the Santa Ana Water Board issued the Final Stipulated Settlement and CAO R8-2016-0016 (Stipulated CAO) collectively to the RP-1 parties and the ABGL parties (excluding Northrop Grumman). The Stipulated CAO was adopted by all parties in November 2016, thus approving the preferred plume remediation and domestic water supply alternatives identified in the RAP. The parties also reached a settlement agreement that aligned with the Stipulated CAO and authorized funding to initiate implementation of the plume remediation alternative.

In July 2021, the RP-1 parties collaborated with the Santa Ana Water Board and Watermaster to distribute a Community Fact Sheet to residences overlying the plume on the health and environmental impacts of the groundwater contaminants of TCE and other potential contaminants such as per- and polyfluoroalkyl substances (PFAS), their presence in the area of the plume, and sampling resources.⁸

REMEDIAL ACTION

Plume Remediation. The plume remediation alternative identified in the Feasibility Study, RAP, and Stipulated CAO involves the use of previously existing and newly constructed Chino Basin Desalter Authority (CDA) wells and treatment facilities. The RP-1 parties and the CDA reached a Joint Facility Development Agreement for implementation of a project designed to remediate the South Archibald plume by modifying the CDA facilities to treat TCE and other VOCs, as well as using existing facilities (i.e. reverse osmosis membranes) to treat total dissolved solids (TDS) and nitrate. The project consists of the construction and operation of three new CDA wells (II-10, II-11, and II-12), a dedicated pipeline to convey groundwater produced from these wells to the Chino-II Desalter treatment facility, and replacement of existing decarbonators at Chino-II Desalter with an air stripping system to remove TCE and other VOCs from the water treated through the reverse osmosis (RO) trains. A new pipeline was also constructed to allow existing CDA well I-11 to be pumped into the new dedicated pipeline to the Chino-II Desalter for treatment via the new air-stripping system. The construction of portions of the project were funded by Proposition 1 Grant Agreement No. D1712507 (Prop 1 Grant Agreement) and Title XVI grants from the United States Bureau of Reclamation. Construction of CDA wells II-10 and II-11 was completed in September 2015. The equipping of these wells was completed in 2018, and pumping initiated at wells II-11 and II-10 in July and September 2018, respectively. The construction of an onsite monitoring well near the proposed location of well II-12 was completed in 2019 (well II-MW-3) and the construction of well II-12 was completed in November 2020. The CDA completed the equipping of well II-12 in July 2021, and

⁵ Dudek. (2015). *Draft Remedial Action Plan South Archibald Plume, Ontario, California*. Prepared for City of Ontario, City of Upland, and Inland Empire Utilities Agency. August 2015.

⁶ Dudek. (2015). *Draft Feasibility Study Report South Archibald Plume, Ontario, California*. Prepared for City of Ontario, City of Upland, and Inland Empire Utilities Agency. November 2015.

⁷ Dudek. (2015). *Draft Remedial Action Plan South Archibald Plume, Ontario, California*. Prepared for City of Ontario, City of Upland, and Inland Empire Utilities Agency. November 2015.

⁸ Santa Ana Water Board. (2021). Community Fact Sheet.

https://documents.geotracker.waterboards.ca.gov/regulators/deliverable_documents/9334058463/20210407_CommunityFactSheet_SouthArchibaldPrivateWells-Short_ADA_Final.pdf

pumping began on August 24, 2021. In January 2022 the Inland Empire Utilities Agency (IEUA) submitted a request to the Santa Ana Water Board to certify the Construction Completion of the northern well project, all new pipelines, and the modifications of the decarbonator at Chino-II Desalter.

Domestic Water Supply. The domestic water supply alternative identified in the Feasibility Study and RAP is a hybrid between the installation of tank systems for some residences where potable water is delivered from the City of Ontario and the installation of a pipeline to connect some residences to the City of Ontario potable water system. Pursuant to the Stipulated CAO, the Cities of Ontario and Upland have assumed the responsibility for implementing the domestic water supply alternative for private residences currently receiving bottled water due to TCE groundwater contamination. In February 2017, the Cities of Ontario and Upland submitted a *Domestic Water Supply Work Plan* to the Santa Ana Water Board (2017 Work Plan), outlining the approach to provide alternative water supplies to affected residences receiving bottled water.⁹ The Santa Ana Water Board approved the 2017 Work Plan on March 3, 2017.¹⁰ At that time, 32 residences were using tank systems that were previously installed and 21 residences were receiving bottled water. The alternative water supply options included: 1) installation of a tank system; 2) connection to an existing City of Ontario water main; 3) connection to a future City of Ontario water main; or 4) remain on bottled water. In accordance with the schedule in the Stipulated CAO and the work plan, tank systems would be installed within six months of resident consent, connections to Ontario's existing municipal water system would be constructed within three months of resident consent, and construction and connection to a new water main would occur within 18 months of resident consent. Additionally, bottled water would be supplied to any newly affected residents immediately upon determining that TCE is present at concentrations greater than 4 µg/l. The City of Ontario performs annual monitoring of private wells and taps in the area potentially affected by the plume to support the Stipulated CAO and 2017 Work Plan.

MONITORING AND REPORTING

Pursuant to the Stipulated CAO and the 2017 Work Plan, the Cities of Ontario and Upland collect annual groundwater quality samples at about 50-60 private wells and taps at about 45 residential and agricultural locations within the plume. The purpose of groundwater sampling is to: 1) evaluate the lateral extent of the plume per the Stipulated CAO, 2) identify locations where concentrations of TCE in private water supply wells are above the MCL, 3) identify locations where concentrations of TCE that were previously above the MCL are now below 80 percent of the MCL, and 4) identify residences that may be able to participate in the City of Ontario's alternative water supply program. The Cities of Ontario and Upland have conducted seven rounds of sampling since 2017, and the results are reported in annual groundwater monitoring reports submitted to the Santa Ana Water Board. The annual reports are available on the State Water Resources Control Board's GeoTracker online portal.¹¹

From 2019 to 2021, the IEUA and CDA worked with the California State Water Resources Control Board (State Board) and the Santa Ana Water Board to design a monitoring and reporting plan pursuant to the Prop 1 Grant Agreement for funding the expansion of the CDA facilities to cleanup TCE in the South Archibald plume, and the high nitrates and TDS in groundwater. The final monitoring and reporting plan

⁹ Dudek. (2017). *Domestic Water Supply Work Plan South Archibald Plume, Ontario, California*. Prepared for the City of Ontario, City of Upland. February 2017.

¹⁰ Santa Ana Water Board. (2017). *Domestic Water Supply Workplan – South Archibald Trichloroethylene Plume, Ontario, California*. Letter to the City of Ontario from Kurt Berchtold. March 3, 2017.

¹¹ https://geotracker.waterboards.ca.gov/profile_report?global_id=T10000004658

(Prop 1 Monitoring Plan) was completed in January 2021 and includes collecting samples at the CDA production and monitoring wells within and near the plume and nearby agency-owned wells.¹² Two of the CDA monitoring wells (II-MW-4 and II-MW-5) were constructed at the request of the Santa Ana Water Board and State Board for monitoring at two additional locations in the plume: one location within the area of the highest concentration of TCE within the plume (II-MW-5), and one location just upgradient of CDA well II-12 (II-MW-4).^{13,14} Construction of four multi-depth well casings (a,b,c,d) at II-MW-5 was completed in February 2021 and in March 2021 one well casing at II-MW-4 was completed. The locations of II-MW-5 (a,b,c,d) and II-MW-4 are shown in Exhibit 1 along with the location of the monitoring well II-MW-3. The Prop 1 Monitoring Plan includes sampling for TCE, nitrate, and TDS, as well as additional constituents 1,2,3-trichloropropane (1,2,3-TCP), 1,4-dioxane, perchlorate, and hexavalent chromium. All of these constituents except for 1,4-dioxane are currently monitored at all the CDA wells except for II-MW-5, as required by the State Water Resources Control Board Division of Drinking Water (DDW). Per the Prop 1 Monitoring Plan, sampling for these additional constituents was to be performed at all four well casings at II-MW-5 once at the time of completion of construction and again after one year. If the sampling results showed concentrations of these constituent(s) above 80 percent of their respective MCLs¹⁵ or California notification levels (NLs), these constituents would be added to the Prop 1 Monitoring Plan for the CDA monitoring wells. Sampling at the four well casings at II-MW-5 occurred in March 2021 after construction and results showed that concentrations for all of these constituents were above 80 percent of their respective MCLs or NLs for at least one well in the cluster. Sampling was not performed at II-MW-5 for quarters 2, 3, and 4 in 2021 and for quarter 1 of 2022 due to the well not having a pump installed. Sampling occurred quarterly after that using a portable pump. In April 2023, the IEUA submitted official correspondence to the Santa Ana Water Board informing them of their plans for installing permanent pumps at Well-II-MW-5 so sampling events will not be missed moving forward.¹⁶

The Prop 1 Monitoring Plan also requires Operational Reports¹⁷ to be submitted quarterly and annually that include the data collected during that period. Additionally, the groundwater data is uploaded to the State Board's GeoTracker website.

In addition to the monitoring performed by the CDA and the RP-1 Parties, Watermaster routinely collects groundwater samples at private wells in the plume area. Watermaster uses the data obtained from its own monitoring efforts, with monitoring data collected by the CDA, IEUA and the City of Ontario, to delineate the South Archibald TCE plume as part of the biennial Chino Basin State of the Basin Report.

In July 2023, the City of Ontario submitted their private water supply annual well sampling workplan for the annual sampling in 2023 for review by the Santa Ana Water Board.¹⁸ The plan includes collecting

¹² Hazen and Sawyer. (2021). *Monitoring Plan – Chino Basin Improvement and Groundwater Clean-up Project*. Prepared for CDA and IEUA. January 2021.

¹³ CDA Board of Directors July 2020 Meeting Agenda and Minutes.
<https://www.chinodesalter.org/AgendaCenter/ViewFile/Agenda/07022020-309>

¹⁴ Santa Ana Water Board. (2020). *Comments on Responses to Comments on Monitoring and Reporting Plan and Request for Additional Monitoring for Inland Empire Utilities Agency and Chino Basin Desalter Authority Clean-Up Project (Grant Agreement No. D1712507)*. April 24, 2020.

¹⁵ The MCL for hexavalent chromium is a proposed MCL that will likely be adopted in 2024.

¹⁶ Email Correspondence with DTSC on April 27, 2023.

¹⁷ Operational Reports are required to be submitted after the end of the grant term in 2024.

¹⁸ EEC Environmental. (2023). *Workplan – Private Water Supply Well Sampling*. Prepared for the City of Ontario. July 7, 2023.

groundwater samples from approximately 70 properties, as well as an additional 19 private wells identified as candidate samples. Additionally, the Santa Ana Water Board will collect split samples for 1-4 dioxane, 1,2,3-TCP, hexavalent chromium, and PFAS at up to ten private wells. IEUA has agreed to provide the technical field support during sample collection. The Santa Ana Water Board provided comments on the workplan on September 5, 2023.

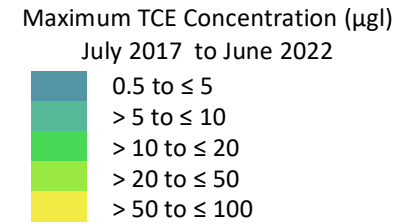
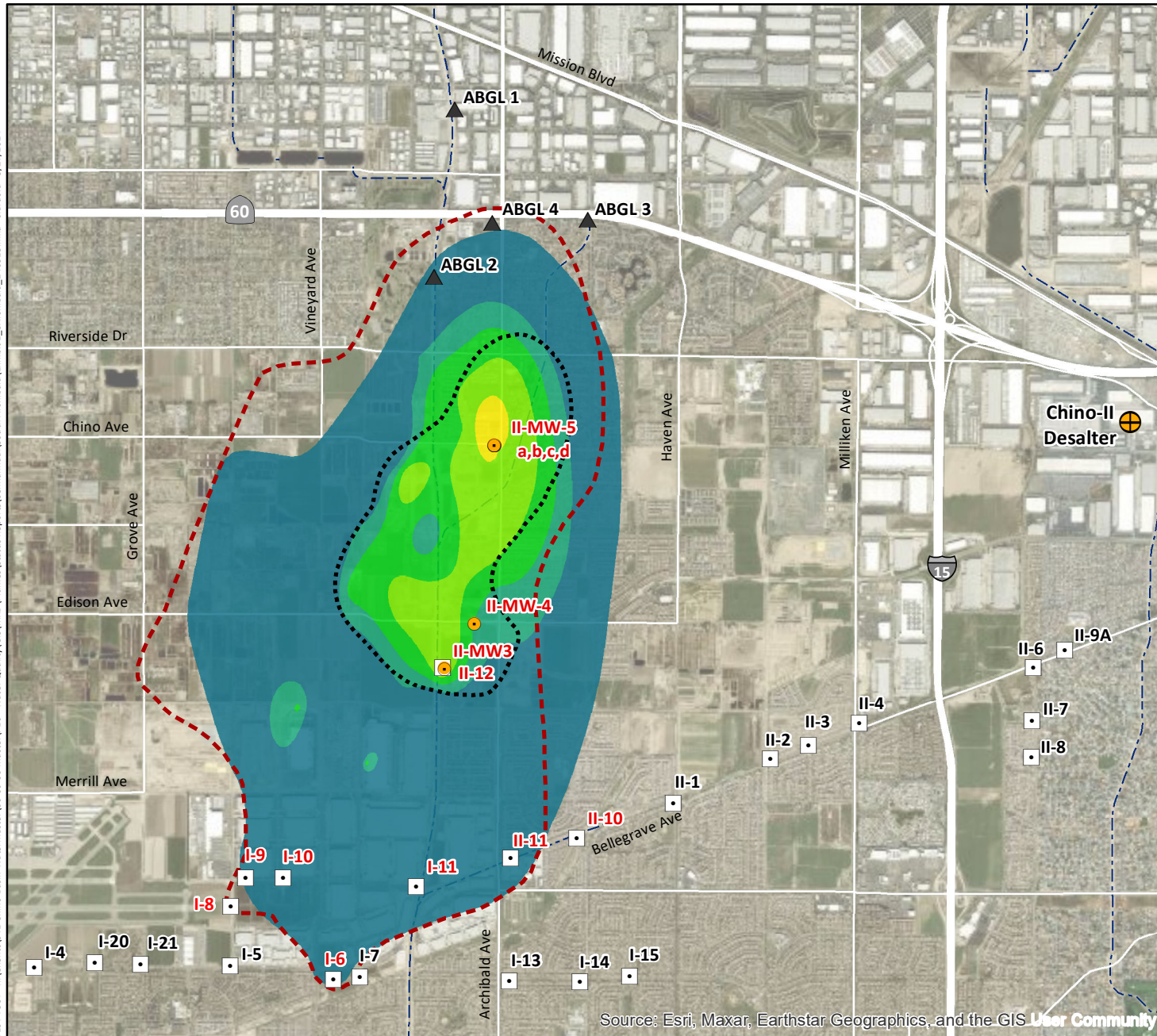
RECENT ACTIVITY

In accordance with the Stipulated CAO, the most recent annual sampling event by the Cities of Ontario and Upland at private wells and taps in the plume area was conducted in October through December 2023. A total of 40 samples were collected at 34 residential, commercial, and agricultural locations. The water quality monitoring data performed by the CDA at the pumping and monitoring wells within and adjacent to the plume are collected and review with this data. The results are documented in the *2023 Annual Groundwater Monitoring Report*¹⁹:

- TCE was detected at 26 sample locations above the MCL and 8 sample locations were above the MCL of 5 µg/L.
- Concentrations of TCE on the western and southwestern edge of the plume are generally decreasing.
- TCE concentrations are increasing in the central portion of the plume just north of CDA well II-12, and the eastern and southeastern edge of the plume. Increased concentrations of TCE north of CDA well II-12 is likely the result of groundwater extraction at this well.
- TCE was detected for the first time since this annual monitoring and reporting program began at CDA pumping well I-8. And TCE continued to be detected at the CDA pumping wells I-9, I-10, I-6, I-11, and II-11.

¹⁹ Dudek. (2023). *Annual Groundwater Monitoring Report South Archibald TCE Plume – Ontario, California*. Prepared for the City of Ontario and City of Upland. December 2023

WEST YOST - K:\Clients\941 Chino Basin Watermaster\00-00-00 Master\PE6 - Water Quality\GIS\MXD\Plumes\Status Reports\Semianual\South Archibald\Exhibit 1_Sarchibald_240315.mxd - sfaaola - 3/27/2024



(Delineated by Chino Basin Watermaster in the 2022 State of the Basin Report)

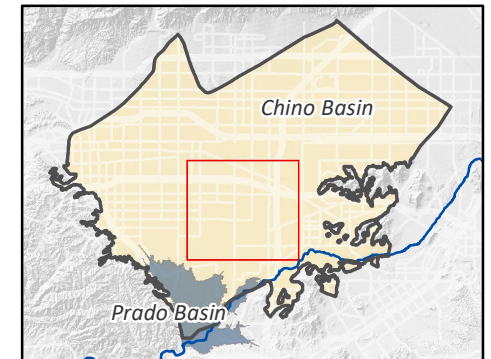
Approximate Extent of the Plume
Delineated in the 2023
Annual Groundwater Monitoring Report

- Extent Greater Than 5 µg/l
- Complete Extent

Chino Basin Desalter Authority Facilities:

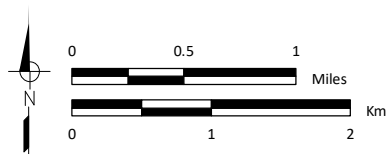
- Pumping Well*
- Monitoring Well*
- Chino-II Desalter Treatment Facility
- ABGL Monitoring Well
- Streams & Flood Control Channels

*Red labels indicate wells that are specifically discussed in the report.



Source: Esri, Maxar, Earthstar Geographics, and the GIS User Community

Prepared by:



Prepared for:

Chino Basin Watermaster
Semi-Annual Plume Report
South Archibald

